



Building works are an endless path of compromises between wishes and possibilities. Sliding doors “Aru NORDIC patio PARALLEL 92” give much bigger freedom to fulfill the wishes. With much more courage one can afford big transparent and openable wall parts without having to deal with higher energy costs later on. Thanks to a distinctive opening and closing mechanism sliding doors are easily operated by both younger and older family members.

As a result of extensive engineering and design works we have managed to achieve an energy-saving product that is a gem of every building.



The standard solution allows the door to be locked only from the inside, but it is also available to lock the door from both sides.

Aru NORDIC patio PARALLEL 92

SIDE-SLIDE OPENING, VACUUM DEEP-IMPREGNATED 2-LEVEL TERRACE DOOR

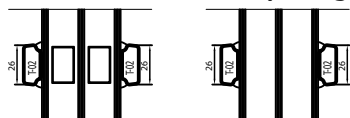
GLASS

Triple glazing 52 mm ($U_g \geq 0,47 \text{ W/m}^2\text{K}$)
Glazing from the inside with wooden glazing bead
Fastened with hidden nail, sealed with silicone

TIMBER FINISHING with water-based paint or stain

GLAZING BAR OPTIONS

1. Glued on both sides+slats inside the glazing (Norwegian style)
2. Glued on both sides (Georgian style)



Standard handleset:
pull handle

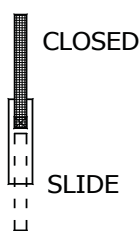


Possible additions:

1. cylinderlock on the inside
2. cylinderlock on both sides



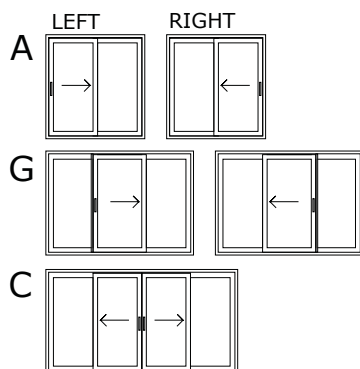
HANDLE POSITIONS:



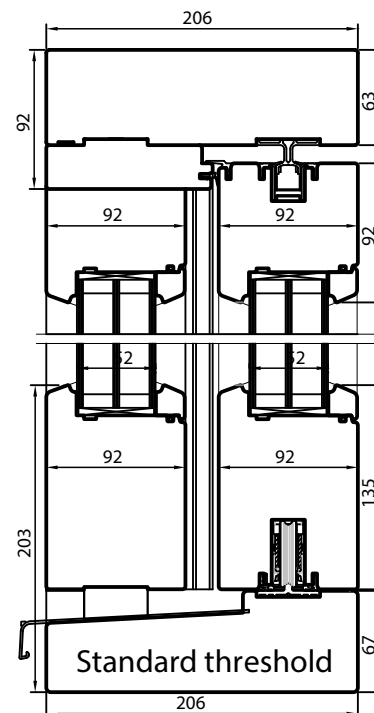
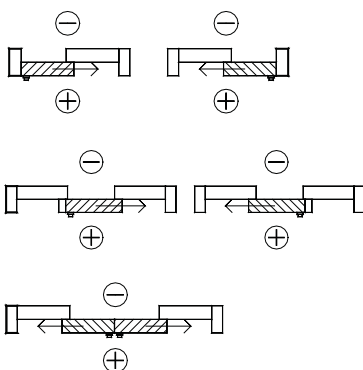
OPENING:

All views from inside

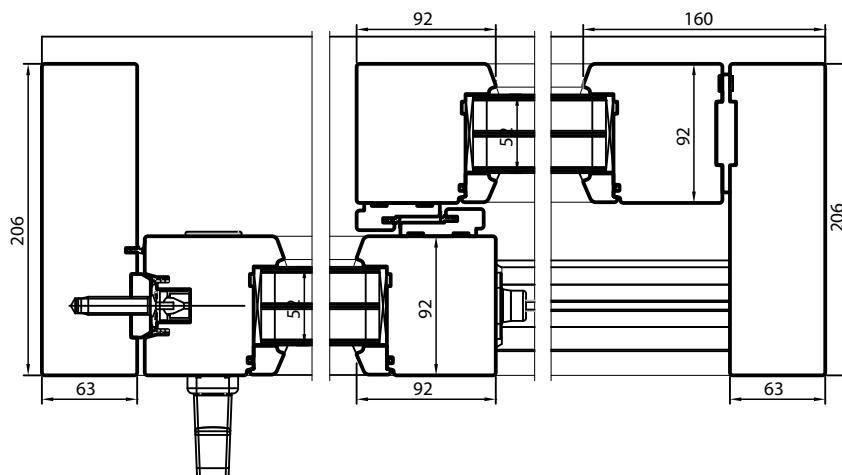
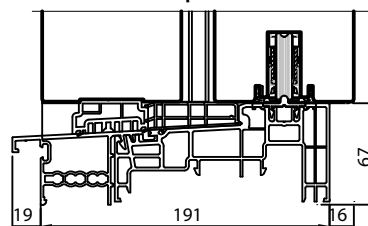
Sash weight max 300 kg



OPENABLE PART
 FIXED PART



Thermostep threshold
(option)



Dimensions (mm)

	<i>min</i>	<i>max</i>
width	1430	6630
height	1990	2874
<hr/>		
	<i>min</i>	<i>max</i>
width	2134	9000
height	1990	2874
<hr/>		
	<i>min</i>	<i>max</i>
width	2731	9000
height	1990	2874