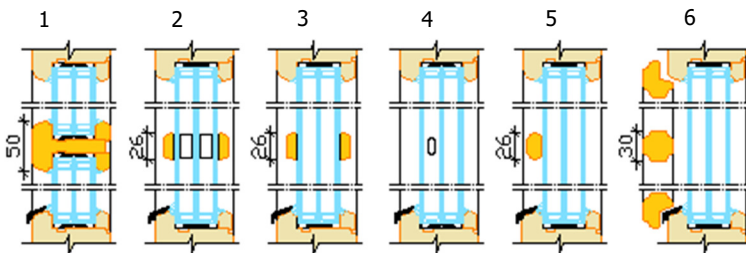





Aru 78 Softline IN Inwards opening tilt and turn wooden window

- Made to Measure Sizes
- Good thermal performance (Window Uw 0,83 W/m²K of window 1230x1480 mm; glass Ug-0,54)
- Frame and sash profile thickness 78 mm
- Timber selection :
 - fingerjointed or selected laminated pine timber;
 - laminated oak timber
- Timber finishing with waterbased paint or stain. Paint according to RAL colour chart, stain according to manufacturer's samples.
- Triple glazing
- Glazing with glazing beads inside, fastened with hidden nails, sealed with silicone in and out
- Glazing bar options:
 1. penetrating bars
 2. glued on both sides of the glass+slats inside the glazing (Norwegian style)
 3. glued on both sides of the glass (Georgian style)
 4. dekorative bars inside the glazing
 5. removable on the outside
 6. bar frame on the hinges (outside)



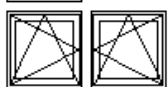
- Extras:
 - jamb extensions, window boards
 - trickle vents
 - special glasses (toughened, laminated, sun protection, self cleaning, pattern etc), various glass spacers
 - tilt first opening (open in the turn position after unlocking)
 - additional security elements of hardware
 - key lockable handles, design handles
 - fly net
- Triangular, arched windows



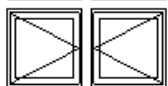
OPENING Outside view



FIXED (direct glazing)



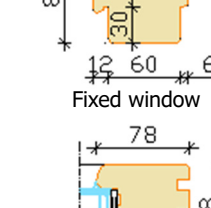
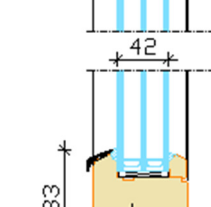
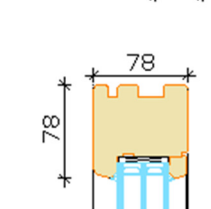
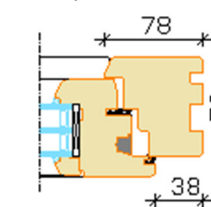
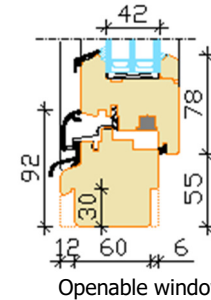
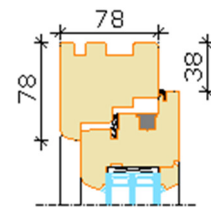
Tilt and turn (left/right)
Min max L= 410...1710 mm H= 410...2720 mm,
max weight of sash 130 kg



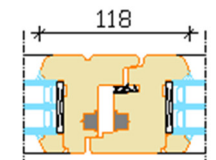
Turn only (left/right)
Min max L= 410...1710 mm H= 410...2720 mm,
max weight of sash 130 kg



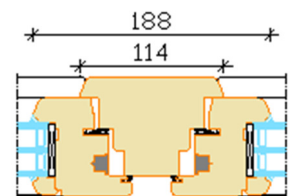
Tilt only
Min max L= 435...2510 mm H= 380...1329 mm,
max weight of sash 80 kg



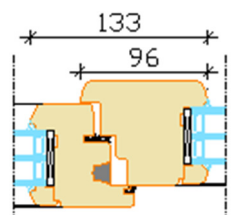
The bottom frame and sash are protected with aluminium profiles



Section without mullion
Secondary sash/Primary sash



Section through fixed mullion
Opening sash/Opening sash



Section through mullion
Opening sash /Fixed light

Handle positions:



Tilt position
(ventilation)



Turn position
for quick air exchange
or window washing



Closed