

Superkrossi karikavõistluste VII etapp

Sorted on Best Lap time

Volga

auto24ring www.auto24ring.ee 3,170 km

treening + kvalifikatsioonisõit

20.07.2014 11:30

Practice started at 11:57:40

Pos	No.	Name	Nat	Car	Entrant	Best Tm	Diff	Laps	In Lap	Best Speed
1	13	Normunds DOBUMS	LAT	GAZ 24-10	929 Motors	1:59.389		5	5	95,587
2	8	Andrejs PAUPERS	LAT	Gaz 24-10		2:00.421	1.032	5	3	94,768
3	55	Guntis SKELE	LAT	GAZ 24-10		2:00.844	1.455	5	5	94,436
4	25	Janis TOMSONS	LAT	GAZ 24	929 Motors	2:01.158	1.769	5	2	94,191
5	35	Ivars JANEKS	LAT	GAZ 24	Doles Gulbji	2:01.550	2.161	5	5	93,887
6	76	Ainars SENFELDS	LAT	GAZ 24-10	Jap-Factory	2:02.568	3.179	5	5	93,107
7	59	Kristjan SOOPER	EST	GAZ 24	Erki Sport	2:03.408	4.019	5	4	92,474
8	22	Normunds BERZINS	LAT	GAZ 24		2:05.114	5.725	5	5	91,213
9	27	Italo ALSINS	LAT	GAZ 24-11	AB Voldzinieks	2:07.541	8.152	5	5	89,477
10	10	Arnis TOMSONS	LAT	GAZ 24-10		2:07.644	8.255	5	5	89,405
11	21	Harijs BLICAVS	LAT	GAZ 24	Jap Factory	2:20.450	21.061	2	2	81,253

Superkrossi karikavõistluste VII etapp

Volga

auto24ring www.auto24ring.ee 3,170 km

treening + kvalifikatsioonisõit

20.07.2014 11:30

Practice started at 11:57:40

Lap	Lap Tm	Diff	Time of Day
(13) Normunds DOBUMS			
1	2:16.659	+17.270	12:03:45.487
2	2:01.665	+2.276	12:05:47.152
3	2:03.210	+3.821	12:07:50.362
4	2:02.617	+3.228	12:09:52.979
5	1:59.389		12:11:52.368

Lap	Lap Tm	Diff	Time of Day
(8) Andrejs PAUPERS			
1	2:10.335	+9.914	12:03:31.671
2	2:31.431	+31.010	12:06:03.102
3	2:00.421		12:08:03.523
4	2:01.872	+1.451	12:10:05.395
5	2:01.219	+0.798	12:12:06.614

Lap	Lap Tm	Diff	Time of Day
(55) Guntis SKELE			
1	2:01.906	+1.062	12:03:13.620
2	2:21.391	+20.547	12:05:35.011
3	2:08.470	+7.626	12:07:43.481
4	2:06.823	+5.979	12:09:50.304
5	2:00.844		12:11:51.148

Lap	Lap Tm	Diff	Time of Day
(25) Janis TOMSONS			
1	2:04.362	+3.204	12:03:18.937
2	2:01.158		12:05:20.095
3	2:14.805	+13.647	12:07:34.900
4	2:05.340	+4.182	12:09:40.240
5	2:03.812	+2.654	12:11:44.052

Lap	Lap Tm	Diff	Time of Day
(35) Ivars JANEKS			
1	2:01.909	+0.359	12:03:10.104
2	2:01.846	+0.296	12:05:11.950
3	2:02.430	+0.880	12:07:14.380
4	2:02.312	+0.762	12:09:16.692
5	2:01.550		12:11:18.242

Lap	Lap Tm	Diff	Time of Day
(76) Ainars SENFELDS			
1	2:11.375	+8.807	12:03:33.827
2	2:03.339	+0.771	12:05:37.166
3	2:10.402	+7.834	12:07:47.568
4	2:21.582	+19.014	12:10:09.150
5	2:02.568		12:12:11.718

Lap	Lap Tm	Diff	Time of Day
(59) Kristjan SOOPER			
1	2:16.570	+13.162	12:03:43.218
2	2:12.754	+9.346	12:05:55.972
3	2:04.443	+1.035	12:08:00.415
4	2:03.408		12:10:03.823
5	2:05.528	+2.120	12:12:09.351

Lap	Lap Tm	Diff	Time of Day
(22) Normunds BERZINS			

Lap	Lap Tm	Diff	Time of Day
1	2:13.796	+8.682	12:03:37.169
2	2:06.627	+1.513	12:05:43.796
3	2:05.934	+0.820	12:07:49.730
4	2:09.193	+4.079	12:09:58.923
5	2:05.114		12:12:04.037

Lap	Lap Tm	Diff	Time of Day
(27) Italo ALSINS			
1	2:21.645	+14.104	12:03:54.088
2	2:11.976	+4.435	12:06:06.064
3	2:11.211	+3.670	12:08:17.275
4	2:08.171	+0.630	12:10:25.446
5	2:07.541		12:12:32.987

Lap	Lap Tm	Diff	Time of Day
(10) Arnis TOMSONS			
1	2:10.108	+2.464	12:03:23.222
2	2:10.520	+2.876	12:05:33.742
3	2:09.340	+1.696	12:07:43.082
4	2:10.273	+2.629	12:09:53.355
5	2:07.644		12:12:00.999

Lap	Lap Tm	Diff	Time of Day
(21) Harijs BLICAVS			
1	2:23.060	+2.610	12:03:53.975
2	2:20.450		12:06:14.425

Superkrossi karikavõistluste VII etapp

Sorted on Laps

Volga

auto24ring www.auto24ring.ee 3,170 km

1. finaal - 12 ringi

20.07.2014 13:00

Race (12 Laps) started at 14:37:15

Pos	No.	Name	Car	Entrant	Laps	Total Tm	Diff	Best Tm	In Lap	Avg. Speed
1	13	Normunds DOBUMS	GAZ 24-10	929 Motors	12	24:26.173		1:59.924	11	93,402
2	8	Andrejs PAUPERS	Gaz 24-10		12	24:26.854	0.681	1:59.918	12	93,359
3	35	Ivars JANEKS	GAZ 24	Doles Gulbji	12	24:27.244	1.071	1:59.628	10	93,334
4	25	Janis TOMSONS	GAZ 24	929 Motors	12	24:30.250	4.077	1:59.497	11	93,143
5	76	Ainars SENFELDS	GAZ 24-10	Jap-Factory	12	25:21.771	55.598	2:04.190	5	89,990
6	27	Italo ALSINS	GAZ 24-11	AB Voldzinieks	12	25:34.680	1:08.507	2:03.952	10	89,233
7	59	Kristjan SOOPER	GAZ 24	Erki Sport	12	25:37.378	1:11.205	2:03.373	10	89,076
8	22	Normunds BERZINS	GAZ 24		12	25:38.221	1:12.048	2:02.734	12	89,028
9	10	Arnis TOMSONS	GAZ 24-10		12	25:54.477	1:28.304	2:03.471	8	88,097
10	55	Guntis SKELE	GAZ 24-10		11	24:30.065	1 Lap	2:01.907	8	85,392
11	21	Harijs BLICAVS	GAZ 24	Jap Factory	11	25:03.870	1 Lap	2:11.921	9	83,473

Margin of Victory	Avg. Speed	Best Lap Tm	Best Speed	Best Lap by
0.681	93,402	1:59.497	95,500	25 - Janis TOMSONS

Korraldaja: MTÜ Erki Sport

www.superkross.ee

Orbits

Võistluse direktor: Eiki Eriste

Võistluse juht: Erko Eriste

Võistluse ajamõõtja: Asper Leppik

Tulemused ja ringiajad: www.mylaps.ee

Printed: 21.07.2014 8:47:37



Superkrossi karikavõistluste VII etapp

Volga

auto24ring www.auto24ring.ee 3,170 km

1. finaal - 12 ringi

20.07.2014 13:00

Race (12 Laps) started at 14:37:15

Lap	Lap Tm	Diff	Time of Day
(13) Normunds DOBUMS			
1	2:06.134	+6.210	14:39:21.148
2	2:03.072	+3.148	14:41:24.220
3	2:02.372	+2.448	14:43:26.592
4	2:01.907	+1.983	14:45:28.499
5	2:04.908	+4.984	14:47:33.407
6	2:02.985	+3.061	14:49:36.392
7	2:02.967	+3.043	14:51:39.359
8	2:00.403	+0.479	14:53:39.762
9	2:01.430	+1.506	14:55:41.192
10	2:00.070	+0.146	14:57:41.262
11	1:59.924		14:59:41.186
12	2:00.001	+0.077	15:01:41.187

Lap	Lap Tm	Diff	Time of Day
(8) Andrejs PAUPERS			
1	2:05.604	+5.686	14:39:22.205
2	2:03.340	+3.422	14:41:25.545
3	2:01.649	+1.731	14:43:27.194
4	2:01.754	+1.836	14:45:28.948
5	2:05.013	+5.095	14:47:33.961
6	2:02.991	+3.073	14:49:36.952
7	2:03.194	+3.276	14:51:40.146
8	2:00.843	+0.925	14:53:40.989
9	2:00.713	+0.795	14:55:41.702
10	2:00.210	+0.292	14:57:41.912
11	2:00.038	+0.120	14:59:41.950
12	1:59.918		15:01:41.868

Lap	Lap Tm	Diff	Time of Day
(35) Ivars JANEKS			
1	2:19.166	+19.538	14:39:36.812
2	2:01.642	+2.014	14:41:38.454
3	2:02.231	+2.603	14:43:40.685
4	2:01.180	+1.552	14:45:41.865
5	2:00.564	+0.936	14:47:42.429
6	1:59.751	+0.123	14:49:42.180
7	2:00.328	+0.700	14:51:42.508
8	2:00.510	+0.882	14:53:43.018
9	1:59.646	+0.018	14:55:42.664
10	1:59.628		14:57:42.292
11	2:00.131	+0.503	14:59:42.423
12	1:59.835	+0.207	15:01:42.258

Lap	Lap Tm	Diff	Time of Day
(25) Janis TOMSONS			
1	2:05.919	+6.422	14:39:23.411
2	2:05.871	+6.374	14:41:29.282
3	2:01.590	+2.093	14:43:30.872
4	2:00.108	+0.611	14:45:30.980
5	2:04.108	+4.611	14:47:35.088
6	2:02.966	+3.469	14:49:38.054
7	2:03.537	+4.040	14:51:41.591

Lap	Lap Tm	Diff	Time of Day
8	2:01.187	+1.690	14:53:42.778
9	2:01.597	+2.100	14:55:44.375
10	2:00.685	+1.188	14:57:45.060
11	1:59.497		14:59:44.557
12	2:00.707	+1.210	15:01:45.264

Lap	Lap Tm	Diff	Time of Day
(76) Ainars SENFELDS			
1	2:12.829	+8.639	14:39:31.553
2	2:06.768	+2.578	14:41:38.321
3	2:06.812	+2.622	14:43:45.133
4	2:05.292	+1.102	14:45:50.425
5	2:04.190		14:47:54.615
6	2:05.853	+1.663	14:50:00.468
7	2:05.930	+1.740	14:52:06.398
8	2:06.006	+1.816	14:54:12.404
9	2:07.009	+2.819	14:56:19.413
10	2:07.951	+3.761	14:58:27.364
11	2:05.108	+0.918	15:00:32.472
12	2:04.313	+0.123	15:02:36.785

Lap	Lap Tm	Diff	Time of Day
(27) Italo ALSINS			
1	2:14.900	+10.948	14:39:35.677
2	2:10.811	+6.859	14:41:46.488
3	2:09.676	+5.724	14:43:56.164
4	2:07.062	+3.110	14:46:03.226
5	2:09.223	+5.271	14:48:12.449
6	2:06.669	+2.717	14:50:19.118
7	2:07.702	+3.750	14:52:26.820
8	2:04.803	+0.851	14:54:31.623
9	2:05.194	+1.242	14:56:36.817
10	2:03.952		14:58:40.769
11	2:04.803	+0.851	15:00:45.572
12	2:04.122	+0.170	15:02:49.694

Lap	Lap Tm	Diff	Time of Day
(59) Kristjan SOOPER			
1	2:23.411	+20.038	14:39:42.955
2	2:07.410	+4.037	14:41:50.365
3	2:07.169	+3.796	14:43:57.534
4	2:06.965	+3.592	14:46:04.499
5	2:20.114	+16.741	14:48:24.613
6	2:04.317	+0.944	14:50:28.930
7	2:04.200	+0.827	14:52:33.130
8	2:03.709	+0.336	14:54:36.839
9	2:03.473	+0.100	14:56:40.312
10	2:03.373		14:58:43.685
11	2:04.212	+0.839	15:00:47.897
12	2:04.495	+1.122	15:02:52.392

Lap	Lap Tm	Diff	Time of Day
(22) Normunds BERZINS			
1	2:09.284	+6.550	14:39:29.504
2	2:21.849	+19.115	14:41:51.353

Lap	Lap Tm	Diff	Time of Day
3	2:07.443	+4.709	14:43:58.796
4	2:08.857	+6.123	14:46:07.653
5	2:08.561	+5.827	14:48:16.214
6	2:13.698	+10.964	14:50:29.912
7	2:05.724	+2.990	14:52:35.636
8	2:03.925	+1.191	14:54:39.561
9	2:03.502	+0.768	14:56:43.063
10	2:04.012	+1.278	14:58:47.075
11	2:03.426	+0.692	15:00:50.501
12	2:02.734		15:02:53.235

Lap	Lap Tm	Diff	Time of Day
(10) Arnis TOMSONS			
1	2:15.655	+12.184	14:39:36.444
2	2:12.693	+9.222	14:41:49.137
3	2:08.973	+5.502	14:43:58.110
4	2:09.274	+5.803	14:46:07.384
5	2:08.073	+4.602	14:48:15.457
6	2:20.227	+16.756	14:50:35.684
7	2:04.489	+1.018	14:52:40.173
8	2:03.471		14:54:43.644
9	2:04.078	+0.607	14:56:47.722
10	2:09.843	+6.372	14:58:57.565
11	2:06.633	+3.162	15:01:04.198
12	2:05.293	+1.822	15:03:09.491

Lap	Lap Tm	Diff	Time of Day
(55) Guntis SKELE			
1	2:24.799	+22.892	14:39:41.787
2	2:05.530	+3.623	14:41:47.317
3	2:02.317	+0.410	14:43:49.634
4	2:19.287	+17.380	14:46:08.921
5	2:06.988	+5.081	14:48:15.909
6	2:03.984	+2.077	14:50:19.893
7	2:02.660	+0.753	14:52:22.553
8	2:01.907		14:54:24.460
9	2:11.229	+9.322	14:56:35.689
10	2:06.146	+4.239	14:58:41.835
11	3:03.244	+1:01.337	15:01:45.079

Lap	Lap Tm	Diff	Time of Day
(21) Harijs BLICAVS			
1	2:21.560	+9.639	14:39:42.443
2	2:15.358	+3.437	14:41:57.801
3	2:18.844	+6.923	14:44:16.645
4	2:28.001	+16.080	14:46:44.646
5	2:16.608	+4.687	14:49:01.254
6	2:13.200	+1.279	14:51:14.454
7	2:12.862	+0.941	14:53:27.316
8	2:14.827	+2.906	14:55:42.143
9	2:11.921		14:57:54.064
10	2:12.583	+0.662	15:00:06.647
11	2:12.237	+0.316	15:02:18.884

Superkrossi karikavõistluste VII etapp

Lapchart


Volga

auto24ring www.auto24ring.ee 3,170 km

1. finaal - 12 ringi

20.07.2014 13:00

Race (12 Laps) started at 14:37:15



Competitors	Laps												
	0	1	2	3	4	5	6	7	8	9	10	11	12
Normunds DOBUMS (13)	1	13	13	13	13	13	13	13	13	13	13	13	13
Andrejs PAUPERS (8)	2	8	8	8	8	8	8	8	8	8	8	8	8
Guntis SKELE (55)	3	55	25	25	25	25	25	25	25	35	35	35	35
Janis TOMSONS (25)	4	25	22	76	35	35	35	35	35	25	25	25	25
Ivars JANEKS (35)	5	35	76	35	76	76	76	76	76	76	76	76	76
Ainars SENFELDS (76)	6	76	27	27	55	27	27	27	55	55	55	27	27
Kristjan SOOPER (59)	7	59	10	55	27	59	10	55	27	27	27	55	59
Normunds BERZINS (22)	8	22	35	10	59	10	55	59	59	59	59	22	22
Italo ALSINS (27)	9	27	55	59	10	22	22	22	22	22	22	10	10
Arnis TOMSONS (10)	10	10	21	22	22	55	59	10	10	10	10	10	55
Harijs BLICAVS (21)	11	21	59	21	21	21	21	21	21	21	21	21	21

Superkrossi karikavõistluste VII etapp

Sorted on Laps

Volga

auto24ring www.auto24ring.ee 3,170 km

2. finaal - 12 ringi

20.07.2014 14:30

Race (12 Laps) started at 17:02:43

Pos	No.	Name	Car	Entrant	Laps	Total Tm	Diff	Best Tm	In Lap	Avg. Speed
1	13	Normunds DOBUMS	GAZ 24-10	929 Motors	12	22:13.421		1:48.104	12	102,701
2	35	Ivars JANEKS	GAZ 24	Doles Gulbji	12	22:13.830	0.409	1:48.152	12	102,670
3	25	Janis TOMSONS	GAZ 24	929 Motors	12	22:34.606	21.185	1:48.322	9	101,095
4	8	Andrejs PAUPERS	Gaz 24-10		12	22:59.763	46.342	1:52.609	10	99,252
5	22	Normunds BERZINS	GAZ 24		12	23:11.321	57.900	1:52.013	11	98,427
6	59	Kristjan SOOPER	GAZ 24	Erki Sport	12	23:17.585	1:04.164	1:51.833	11	97,986
7	10	Arnis TOMSONS	GAZ 24-10		12	23:44.148	1:30.727	1:56.018	10	96,159
8	27	Italo ALSINS	GAZ 24-11	AB Voldzinieks	12	23:44.455	1:31.034	1:56.182	11	96,138
9	76	Ainars SENFELDS	GAZ 24-10	Jap-Factory	11	21:12.209	1 Lap	1:53.414	10	98,672
10	21	Harijs BLICAVS	GAZ 24	Jap Factory	11	24:00.061	1 Lap	2:05.906	10	87,171

Not classified (75% = 9 Laps)

DNF	55	Guntis SKELE	GAZ 24-10			4.345	DNF		0	-
-----	----	---------------------	-----------	--	--	-------	-----	--	---	---

Margin of Victory	Avg. Speed	Best Lap Tm	Best Speed	Best Lap by
0.409	102,701	1:48.104	105,565	13 - Normunds DOBUMS

Korraldaja: MTÜ Erki Sport

www.superkross.ee

Orbits

Võistluse direktor: Eiki Eriste

Võistluse juht: Erko Eriste

Võistluse ajamõõtja: Asper Leppik

Tulemused ja ringiajad: www.mylaps.ee

Printed: 21.07.2014 8:48:01



Superkrossi karikavõistluste VII etapp

Volga

auto24ring www.auto24ring.ee 3,170 km

2. finaal - 12 ringi

20.07.2014 14:30

Race (12 Laps) started at 17:02:43

Lap	Lap Tm	Diff	Time of Day
(13) Normunds DOBUMS			
1	1:55.439	+7.335	17:04:40.822
2	1:51.208	+3.104	17:06:32.030
3	1:53.746	+5.642	17:08:25.776
4	1:53.512	+5.408	17:10:19.288
5	1:52.084	+3.980	17:12:11.372
6	1:50.770	+2.666	17:14:02.142
7	1:50.524	+2.420	17:15:52.666
8	1:49.025	+0.921	17:17:41.691
9	1:48.775	+0.671	17:19:30.466
10	1:49.083	+0.979	17:21:19.549
11	1:49.191	+1.087	17:23:08.740
12	1:48.104		17:24:56.844

Lap	Lap Tm	Diff	Time of Day
(35) Ivars JANEKS			
1	1:57.754	+9.602	17:04:42.006
2	1:51.269	+3.117	17:06:33.275
3	1:53.012	+4.860	17:08:26.287
4	1:53.433	+5.281	17:10:19.720
5	1:52.073	+3.921	17:12:11.793
6	1:50.695	+2.543	17:14:02.488
7	1:50.615	+2.463	17:15:53.103
8	1:49.249	+1.097	17:17:42.352
9	1:48.785	+0.633	17:19:31.137
10	1:48.989	+0.837	17:21:20.126
11	1:48.975	+0.823	17:23:09.101
12	1:48.152		17:24:57.253

Lap	Lap Tm	Diff	Time of Day
(25) Janis TOMSONS			
1	1:58.581	+10.259	17:04:42.004
2	1:56.381	+8.059	17:06:38.385
3	1:51.633	+3.311	17:08:30.018
4	1:54.123	+5.801	17:10:24.141
5	1:52.316	+3.994	17:12:16.457
6	1:50.900	+2.578	17:14:07.357
7	1:51.039	+2.717	17:15:58.396
8	1:49.841	+1.519	17:17:48.237
9	1:48.322		17:19:36.559
10	2:01.215	+12.893	17:21:37.774
11	1:49.156	+0.834	17:23:26.930
12	1:51.099	+2.777	17:25:18.029

Lap	Lap Tm	Diff	Time of Day
(8) Andrejs PAUPERS			
1	1:54.289	+1.680	17:04:39.368
2	1:52.740	+0.131	17:06:32.108
3	1:56.140	+3.531	17:08:28.248
4	1:55.236	+2.627	17:10:23.484
5	1:55.191	+2.582	17:12:18.675
6	1:54.604	+1.995	17:14:13.279
7	1:52.969	+0.360	17:16:06.248

Lap	Lap Tm	Diff	Time of Day
8	1:53.391	+0.782	17:17:59.639
9	1:55.383	+2.774	17:19:55.022
10	1:52.609		17:21:47.631
11	1:55.386	+2.777	17:23:43.017
12	2:00.169	+7.560	17:25:43.186

Lap	Lap Tm	Diff	Time of Day
(22) Normunds BERZINS			
1	1:58.541	+6.528	17:04:44.990
2	1:58.833	+6.820	17:06:43.823
3	1:58.540	+6.527	17:08:42.363
4	1:55.936	+3.923	17:10:38.299
5	1:56.121	+4.108	17:12:34.420
6	1:57.392	+5.379	17:14:31.812
7	1:56.433	+4.420	17:16:28.245
8	1:53.358	+1.345	17:18:21.603
9	1:54.329	+2.316	17:20:15.932
10	1:53.501	+1.488	17:22:09.433
11	1:52.013		17:24:01.446
12	1:53.298	+1.285	17:25:54.744

Lap	Lap Tm	Diff	Time of Day
(59) Kristjan SOOPER			
1	1:59.104	+7.271	17:04:46.299
2	1:58.711	+6.878	17:06:45.010
3	1:58.661	+6.828	17:08:43.671
4	1:55.855	+4.022	17:10:39.526
5	1:55.553	+3.720	17:12:35.079
6	2:07.705	+15.872	17:14:42.784
7	1:53.329	+1.496	17:16:36.113
8	1:53.049	+1.216	17:18:29.162
9	1:53.018	+1.185	17:20:22.180
10	1:53.680	+1.847	17:22:15.860
11	1:51.833		17:24:07.693
12	1:53.315	+1.482	17:26:01.008

Lap	Lap Tm	Diff	Time of Day
(10) Arnis TOMSONS			
1	2:02.326	+6.308	17:04:50.094
2	1:57.366	+1.348	17:06:47.460
3	1:59.175	+3.157	17:08:46.635
4	1:59.861	+3.843	17:10:46.496
5	2:00.770	+4.752	17:12:47.266
6	1:59.537	+3.519	17:14:46.803
7	1:57.592	+1.574	17:16:44.395
8	1:56.380	+0.362	17:18:40.775
9	1:57.254	+1.236	17:20:38.029
10	1:56.018		17:22:34.047
11	1:56.428	+0.410	17:24:30.475
12	1:57.096	+1.078	17:26:27.571

Lap	Lap Tm	Diff	Time of Day
(27) Italo ALSINS			
1	2:02.322	+6.140	17:04:50.828
2	1:58.000	+1.818	17:06:48.828

Lap	Lap Tm	Diff	Time of Day
3	1:58.305	+2.123	17:08:47.133
4	2:00.443	+4.261	17:10:47.576
5	2:00.408	+4.226	17:12:47.984
6	1:59.322	+3.140	17:14:47.306
7	1:57.779	+1.597	17:16:45.085
8	1:56.402	+0.220	17:18:41.487
9	1:56.962	+0.780	17:20:38.449
10	1:56.440	+0.258	17:22:34.889
11	1:56.182		17:24:31.071
12	1:56.807	+0.625	17:26:27.878

Lap	Lap Tm	Diff	Time of Day
(76) Ainars SENFELDS			
1	1:55.860	+2.446	17:04:43.946
2	2:01.107	+7.693	17:06:45.053
3	1:54.264	+0.850	17:08:39.317
4	1:57.464	+4.050	17:10:36.781
5	1:54.073	+0.659	17:12:30.854
6	1:54.276	+0.862	17:14:25.130
7	1:53.836	+0.422	17:16:18.966
8	1:53.893	+0.479	17:18:12.859
9	1:54.649	+1.235	17:20:07.508
10	1:53.414		17:22:00.922
11	1:54.710	+1.296	17:23:55.632

Lap	Lap Tm	Diff	Time of Day
(21) Harijs BLICAVS			
1	2:13.439	+7.533	17:05:04.105
2	2:08.698	+2.792	17:07:12.803
3	2:08.313	+2.407	17:09:21.116
4	2:27.672	+21.766	17:11:48.788
5	2:08.395	+2.489	17:13:57.183
6	2:12.616	+6.710	17:16:09.799
7	2:08.344	+2.438	17:18:18.143
8	2:06.308	+0.402	17:20:24.451
9	2:05.922	+0.016	17:22:30.373
10	2:05.906		17:24:36.279
11	2:07.205	+1.299	17:26:43.484

Superkrossi karikavõistluste VII etapp

Lapchart


Volga

auto24ring www.auto24ring.ee 3,170 km

2. finaal - 12 ringi

20.07.2014 14:30

Race (12 Laps) started at 17:02:43




Competitors	Laps												
	0	1	2	3	4	5	6	7	8	9	10	11	12
Janis TOMSONS (25)	1	25	8	13	13	13	13	13	13	13	13	13	13
Ivars JANEKS (35)	2	35	13	8	35	35	35	35	35	35	35	35	35
Andrejs PAUPERS (8)	3	8	25	35	8	8	25	25	25	25	25	25	25
Normunds DOBUMS (13)	4	13	35	25	25	25	8	8	8	8	8	8	8
Normunds BERZINS (22)	5	22	76	22	76	76	76	76	76	76	76	76	22
Kristjan SOOPER (59)	6	59	22	59	22	22	22	22	22	22	22	22	59
Arnis TOMSONS (10)	7	10	59	76	59	59	59	59	59	59	59	59	10
Guntis SKELE (55)	8	55	10	10	10	10	10	10	10	10	10	10	27
Ainars SENFELDS (76)	9	76	27	27	27	27	27	27	27	27	27	27	27
Italo ALSINS (27)	10	27	21	21	21	21	21	21	21	21	21	21	21
Harijs BLICAVS (21)	11	21											

Superkrossi karikavõistluste VII etapp

Volga

auto24ring www.auto24ring.ee 3,170 km

Volga - 1 + 2 punktid



Pos	No.	Name	Nat	R1.	R2.	Total points	Car	Entrant
1	13	Normunds DOBUMS	LAT	1	1	2	GAZ 24-10	929 Motors
2	35	Ivars JANEKS	LAT	3	2	5	GAZ 24	Doles Gulbji
3	8	Andrejs PAUPERS	LAT	2	4	6	Gaz 24-10	
4	25	Janis TOMSONS	LAT	4	3	7	GAZ 24	929 Motors
5	22	Normunds BERZINS	LAT	8	5	13	GAZ 24	
6	59	Kristjan SOOPER	EST	7	6	13	GAZ 24	Erki Sport
7	27	Italo ALSINS	LAT	6	8	14	GAZ 24-11	AB Voldzinieks
8	76	Ainars SENFELDS	LAT	5	9	14	GAZ 24-10	Jap-Factory
9	10	Arnis TOMSONS	LAT	9	7	16	GAZ 24-10	
10	21	Harijs BLICAVS	LAT	11	10	21	GAZ 24	Jap Factory
11	55	Guntis SKELE	LAT	10	11	21	GAZ 24-10	