

**EMV I etapp mootorkelgukrossis**
**Sorted on Best Lap time**

Open + Veteranid

Rosma krossirada, Põlva 1,400 Km

Open + Veteran - treening

11.02.2012 11:30

Practice started at 11:48:41

Pos	No.	Name	Nat	Class	Make	Race Team	Best Tm	Diff	Gap	Laps	In Lap	Best Speed
1	28	Priit Järvloo	EST	Open	Lynx	Saanikuur	1:44.611			9	2	48,178
2	55	Juhan Kärson	EST	Open	Lynx	Saanikuur	1:46.989	2.378	2.378	6	4	47,108
3	1	Mart Meeru	EST	Open	Lynx		1:49.748	5.137	2.759	8	5	45,923
4	10	Kaur Tiisler	EST	Open	Ski-Doo	Yamamoto RC	1:52.092	7.481	2.344	8	6	44,963
5	73	Esa Polvinen	FIN	Veteran	Lynx	VRC	1:52.557	7.946	0.465	7	6	44,777
6	43	Paul Tiisler	EST	Veteran	Lynx	Yamamoto RC	1:58.218	13.607	5.661	8	7	42,633
7	49	Olavi Kivi	EST	Veteran	Lynx	BRP RT	1:59.235	14.624	1.017	8	3	42,269
8	32	Tõnu Zeiger	EST	Veteran	Arctic Cat	Yamamoto RC	2:01.606	16.995	2.371	8	2	41,445

# EMV I etapp mootorkelgukrossis

Open + Veteranid

Rosma krossirada, Põlva 1,400 Km

Open + Veteran - treening

11.02.2012 11:30

Practice started at 11:48:41

Lap	Lap Tm	Diff	Time of Day
<b>(28) Priit Järvloo</b>			
1	1:51.267	+6.656	11:50:41.222
2	<b>1:44.611</b>		11:52:25.833
3	1:45.820	+1.209	11:54:11.653
4	1:45.523	+0.912	11:55:57.176
5	1:51.348	+6.737	11:57:48.524
6	1:57.908	+13.297	11:59:46.432
7	1:49.062	+4.451	12:01:35.494
8	1:47.113	+2.502	12:03:22.607
9	1:51.847	+7.236	12:05:14.454

Lap	Lap Tm	Diff	Time of Day
<b>(55) Juhan Kärson</b>			
1	1:57.007	+10.018	11:50:54.692
2	1:47.424	+0.435	11:52:42.116
3	1:56.722	+9.733	11:54:38.838
4	<b>1:46.989</b>		11:56:25.827
5	5:55.149	+4:08.160	12:02:20.976
6	1:50.862	+3.873	12:04:11.838

Lap	Lap Tm	Diff	Time of Day
<b>(1) Mart Meeru</b>			
1	1:59.092	+9.344	11:51:00.883
2	1:53.691	+3.943	11:52:54.574
3	1:51.234	+1.486	11:54:45.808
4	1:52.643	+2.895	11:56:38.451
5	<b>1:49.748</b>		11:58:28.199
6	1:51.629	+1.881	12:00:19.828
7	1:50.091	+0.343	12:02:09.919
8	1:55.699	+5.951	12:04:05.618

Lap	Lap Tm	Diff	Time of Day
<b>(10) Kaur Tiisler</b>			
1	2:08.224	+16.132	11:50:56.173
2	1:53.820	+1.728	11:52:49.993
3	1:53.871	+1.779	11:54:43.864
4	1:58.586	+6.494	11:56:42.450
5	1:52.892	+0.800	11:58:35.342
6	<b>1:52.092</b>		12:00:27.434
7	1:55.053	+2.961	12:02:22.487
8	1:58.750	+6.658	12:04:21.237

Lap	Lap Tm	Diff	Time of Day
<b>(73) Esa Polvinen</b>			
1	1:57.009	+4.452	11:50:39.883
2	1:54.102	+1.545	11:52:33.985
3	1:53.303	+0.746	11:54:27.288
4	1:53.575	+1.018	11:56:20.863
5	2:00.728	+8.171	11:58:21.591
6	<b>1:52.557</b>		12:00:14.148
7	1:52.567	+0.010	12:02:06.715

Lap	Lap Tm	Diff	Time of Day
<b>(43) Paul Tiisler</b>			
1	2:05.007	+6.789	11:50:58.780
2	2:04.313	+6.095	11:53:03.093
3	2:00.488	+2.270	11:55:03.581
4	2:00.193	+1.975	11:57:03.774
5	2:00.131	+1.913	11:59:03.905
6	1:58.802	+0.584	12:01:02.707
7	<b>1:58.218</b>		12:03:00.925
8	2:00.671	+2.453	12:05:01.596

Lap	Lap Tm	Diff	Time of Day
<b>(49) Olavi Kivi</b>			
1	2:06.151	+6.916	11:51:13.472
2	2:02.780	+3.545	11:53:16.252
3	<b>1:59.235</b>		11:55:15.487
4	2:03.059	+3.824	11:57:18.546
5	2:01.870	+2.635	11:59:20.416
6	2:01.849	+2.614	12:01:22.265

Lap	Lap Tm	Diff	Time of Day
7	2:04.620	+5.385	12:03:26.885
8	2:00.940	+1.705	12:05:27.825

Lap	Lap Tm	Diff	Time of Day
<b>(32) Tõnu Zeiger</b>			
1	2:04.579	+2.973	11:51:09.698
2	<b>2:01.606</b>		11:53:11.304
3	2:03.339	+1.733	11:55:14.643
4	2:07.932	+6.326	11:57:22.575
5	2:05.216	+3.610	11:59:27.791
6	2:04.564	+2.958	12:01:32.355
7	2:07.655	+6.049	12:03:40.010
8	2:06.503	+4.897	12:05:46.513

**EMV I etapp mootorkelgukrossis**
**Sorted on Laps**

Open + Veteranid

Rosma krossirada, Põlva 1,400 Km

1. finaal - Open + Veteran 15 minutit + 1 ring

11.02.2012 13:00

Race started at 12:52:53

Pos	No.	Name	Nat	Make	Race Team	Total Tm	Diff	Gap	Laps	In Lap	Best Tm	Best Speed	Points
1	28	Priit Järvloo	EST	Lynx	Saanikuur	18:04.630			10	1	1:45.226	47,897	25
2	55	Juhan Kärson	EST	Lynx	Saanikuur	18:13.644	9.014	9.014	10	1	1:47.061	47,076	22
3	1	Mart Meeru	EST	Lynx		18:32.221	27.591	18.577	10	2	1:48.207	46,577	20
4	10	Kaur Tiisler	EST	Ski-Doo	Yamamoto RC	18:37.407	32.777	5.186	10	4	1:48.159	46,598	18
5	73	Esa Polvinen	FIN	Lynx	VRC	19:41.391	1:36.761	1:03.984	10	1	1:53.696	44,329	25
6	43	Paul Tiisler	EST	Lynx	Yamamoto RC	18:09.832	1 Lap	1 Lap	9	9	1:56.252	43,354	22
7	49	Olavi Kivi	EST	Lynx	BRP RT	18:35.689	1 Lap	25.857	9	9	2:01.257	41,565	20
8	32	Tõnu Zeiger	EST	Arctic Cat	Yamamoto RC	19:24.528	1 Lap	48.839	9	1	2:04.389	40,518	18

**Margin of Victory**
**Avg. Speed**
**Best Lap Tm**
**Best Speed**
**Best Lap by**

9.014

46,467

1:45.226

47,897

28 - Priit Järvloo

Korraldaja: Kagu motoklubi

Orbits

Peakotnik:

Rajameister: Tõnu Zeiger

Ajamõõt ja tulemused: EAL Timing




Printed: 15.02.2012 14:42:29

**EMV I etapp mootorkelgukrossis**
**Sorted on Laps**

Open + Veteranid

Rosma krossirada, Põlva 1,400 Km

1. finaal - Open + Veteran 15 minutit + 1 ring

11.02.2012 13:00

Race started at 12:52:53

Pos	No.	Name	Nat	Make	Race Team	Total Tm	Diff	Gap	Laps	In Lap	Best Tm	Best Speed	Points
<b>Open</b>													
1	28	Priit Järvloo	EST	Lynx	Saanikuur	18:04.630			10	1	1:45.226	47,897	25
2	55	Juhan Kärson	EST	Lynx	Saanikuur	18:13.644	9.014	9.014	10	1	1:47.061	47,076	22
3	1	Mart Meeru	EST	Lynx		18:32.221	27.591	18.577	10	2	1:48.207	46,577	20
4	10	Kaur Tiisler	EST	Ski-Doo	Yamamoto RC	18:37.407	32.777	5.186	10	4	1:48.159	46,598	18
<b>Veteran</b>													
1	73	Esa Polvinen	FIN	Lynx	VRC	19:41.391			10	1	1:53.696	44,329	25
2	43	Paul Tiisler	EST	Lynx	Yamamoto RC	18:09.832	1 Lap	1 Lap	9	9	1:56.252	43,354	22
3	49	Olavi Kivi	EST	Lynx	BRP RT	18:35.689	1 Lap	25.857	9	9	2:01.257	41,565	20
4	32	Tõnu Zeiger	EST	Arctic Cat	Yamamoto RC	19:24.528	1 Lap	48.839	9	1	2:04.389	40,518	18

**Margin of Victory**
**Avg. Speed**
**Best Lap Tm**
**Best Speed**
**Best Lap by**

9.014

46,467

1:45.226

47,897

28 - Priit Järvloo

Korraldaja: Kagu motoklubi

Orbits

Peakotunik:

Rajameister: Tõnu Zeiger

Ajamõõt ja tulemused: EAL Timing

Printed: 15.02.2012 14:42:35

# EMV I etapp mootorkelgukrossis

Open + Veteranid

Rosma krossirada, Põlva 1,400 Km

1. finaal - Open + Veteran 15 minutit + 1 ring

11.02.2012 13:00

Race started at 12:52:53

Lap	Lap Tm	Diff	Time of Day
<b>(28) Priit Järveloo</b>			
1	<b>1:45.226</b>		12:54:50.529
2	1:46.725	+1.499	12:56:37.254
3	1:47.143	+1.917	12:58:24.397
4	1:46.411	+1.185	13:00:10.808
5	1:47.062	+1.836	13:01:57.870
6	1:47.306	+2.080	13:03:45.176
7	1:47.829	+2.603	13:05:33.005
8	1:47.501	+2.275	13:07:20.506
9	1:47.529	+2.303	13:09:08.035
10	1:50.028	+4.802	13:10:58.063

Lap	Lap Tm	Diff	Time of Day
<b>(55) Juhan Kärson</b>			
1	<b>1:47.061</b>		12:54:53.007
2	1:47.255	+0.194	12:56:40.262
3	1:47.555	+0.494	12:58:27.817
4	1:48.559	+1.498	13:00:16.376
5	1:48.006	+0.945	13:02:04.382
6	1:47.739	+0.678	13:03:52.121
7	1:47.679	+0.618	13:05:39.800
8	1:48.301	+1.240	13:07:28.101
9	1:48.658	+1.597	13:09:16.759
10	1:50.318	+3.257	13:11:07.077

Lap	Lap Tm	Diff	Time of Day
<b>(1) Mart Meeru</b>			
1	1:50.313	+2.106	12:54:57.155
2	<b>1:48.207</b>		12:56:45.362
3	1:50.940	+2.733	12:58:36.302
4	1:49.573	+1.366	13:00:25.875
5	1:48.780	+0.573	13:02:14.655
6	1:49.434	+1.227	13:04:04.089
7	1:50.100	+1.893	13:05:54.189
8	1:50.214	+2.007	13:07:44.403
9	1:50.075	+1.868	13:09:34.478
10	1:51.176	+2.969	13:11:25.654

Lap	Lap Tm	Diff	Time of Day
<b>(10) Kaur Tiisler</b>			
1	1:53.505	+5.346	12:55:00.299
2	1:50.035	+1.876	12:56:50.334
3	1:48.952	+0.793	12:58:39.286
4	<b>1:48.159</b>		13:00:27.445
5	1:49.606	+1.447	13:02:17.051
6	1:49.993	+1.834	13:04:07.044
7	1:51.229	+3.070	13:05:58.273
8	1:49.576	+1.417	13:07:47.849
9	1:51.528	+3.369	13:09:39.377
10	1:51.463	+3.304	13:11:30.840

Lap	Lap Tm	Diff	Time of Day
<b>(73) Esa Polvinen</b>			
1	<b>1:53.696</b>		12:55:14.137
2	1:54.116	+0.420	12:57:08.253
3	1:56.929	+3.233	12:59:05.182
4	1:54.651	+0.955	13:00:59.833
5	1:54.767	+1.071	13:02:54.600
6	1:53.719	+0.023	13:04:48.319
7	1:55.990	+2.294	13:06:44.309
8	1:55.046	+1.350	13:08:39.355
9	1:56.916	+3.220	13:10:36.271
10	1:58.553	+4.857	13:12:34.824

Lap	Lap Tm	Diff	Time of Day
<b>(43) Paul Tiisler</b>			
1	2:01.697	+5.445	12:55:09.197
2	1:58.546	+2.294	12:57:07.743
3	2:00.554	+4.302	12:59:08.297
4	2:00.002	+3.750	13:01:08.299

Lap	Lap Tm	Diff	Time of Day
5	1:59.881	+3.629	13:03:08.180
6	2:00.228	+3.976	13:05:08.408
7	1:59.624	+3.372	13:07:08.032
8	1:58.981	+2.729	13:09:07.013
9	<b>1:56.252</b>		13:11:03.265

Lap	Lap Tm	Diff	Time of Day
<b>(49) Olavi Kivi</b>			
1	2:01.903	+0.646	12:55:10.674
2	2:03.113	+1.856	12:57:13.787
3	2:02.803	+1.546	12:59:16.590
4	2:03.043	+1.786	13:01:19.633
5	2:02.147	+0.890	13:03:21.780
6	2:01.460	+0.203	13:05:23.240
7	2:02.815	+1.558	13:07:26.055
8	2:01.810	+0.553	13:09:27.865
9	<b>2:01.257</b>		13:11:29.122

Lap	Lap Tm	Diff	Time of Day
<b>(32) Tõnu Zeiger</b>			
1	<b>2:04.389</b>		12:55:26.745
2	2:04.610	+0.221	12:57:31.355
3	2:05.243	+0.854	12:59:36.598
4	2:06.110	+1.721	13:01:42.708
5	2:07.483	+3.094	13:03:50.191
6	2:09.104	+4.715	13:05:59.295
7	2:06.912	+2.523	13:08:06.207
8	2:04.508	+0.119	13:10:10.715
9	2:07.246	+2.857	13:12:17.961

# EMV I etapp mootorkelgukrossis

## Lapchart

Open + Veteranid

Rosma krossirada, Põlva 1,400 Km

1. finaal - Open + Veteran 15 minutit + 1 ring

11.02.2012 13:00

Race started at 12:52:53

### Competitors

	Laps										
	0	1	2	3	4	5	6	7	8	9	10
Priit Järvloo (28)	1	28	28	28	28	28	28	28	28	28	28
Juhan Kärson (55)	2	55	55	55	55	55	55	55	55	55	55
Kaur Tiisler (10)	3	10	1	1	1	1	1	1	1	1	1
Mart Meeru (1)	4	1	10	10	10	10	10	10	10	10	10
Paul Tiisler (43)	5	43	43	43	73	73	73	73	73	73	73
Olavi Kivi (49)	6	49	49	73	43	43	43	43	43	43	43
Esa Polvinen (73)	7	73	73	49	49	49	49	49	49	49	49
Tõnu Zeiger (32)	8	32	32	32	32	32	32	32	32	32	32

**EMV I etapp mootorkelgukrossis**
**Sorted on Laps**

Open + Veteranid

Rosma krossirada, Põlva 1,400 Km

2. finaal - Open + Veteran 15 minutit + 1 ring

11.02.2012 14:30

Race started at 13:49:20

Pos	No.	Name	Nat	Make	Race Team	Total Tm	Diff	Gap	Laps	In Lap	Best Tm	Best Speed	Points
1	28	Priit Järvloo	EST	Lynx	Saanikuur	18:27.580			10	2	1:47.324	46,961	25
2	55	Juhan Kärson	EST	Lynx	Saanikuur	18:33.641	6.061	6.061	10	2	1:48.290	46,542	22
3	1	Mart Meeru	EST	Lynx		18:50.555	22.975	16.914	10	3	1:50.222	45,726	20
4	73	Esa Polvinen	FIN	Lynx	VRC	19:58.886	1:31.306	1:08.331	10	2	1:55.757	43,539	25
5	43	Paul Tiisler	EST	Lynx	Yamamoto RC	18:36.738	1 Lap	1 Lap	9	2	2:00.249	41,913	22
6	49	Olavi Kivi	EST	Lynx	BRP RT	18:50.554	1 Lap	13.816	9	6	2:02.116	41,272	20
7	32	Tõnu Zeiger	EST	Arctic Cat	Yamamoto RC	19:35.707	1 Lap	45.153	9	4	2:06.750	39,763	18
8	10	Kaur Tiisler	EST	Ski-Doo	Yamamoto RC	13:34.905	3 Laps	2 Laps	7	3	1:49.287	46,117	18

**Margin of Victory**
**Avg. Speed**
**Best Lap Tm**
**Best Speed**
**Best Lap by**

6.061

45,505

1:47.324

46,961

28 - Priit Järvloo

Korraldaja: Kagu motoklubi

Orbits

Peakotunik:

Rajameister: Tõnu Zeiger

Ajamõõt ja tulemused: EAL Timing




Printed: 15.02.2012 14:42:54

**EMV I etapp mootorkelgukrossis**
**Sorted on Laps**

Open + Veteranid

Rosma krossirada, Põlva 1,400 Km

2. finaal - Open + Veteran 15 minutit + 1 ring

11.02.2012 14:30

Race started at 13:49:20

Pos	No.	Name	Nat	Make	Race Team	Total Tm	Diff	Gap	Laps	In Lap	Best Tm	Best Speed	Points
<b>Open</b>													
1	28	Priit Järvloo	EST	Lynx	Saanikuur	18:27.580			10	2	1:47.324	46,961	25
2	55	Juhan Kärson	EST	Lynx	Saanikuur	18:33.641	6.061	6.061	10	2	1:48.290	46,542	22
3	1	Mart Meeru	EST	Lynx		18:50.555	22.975	16.914	10	3	1:50.222	45,726	20
4	10	Kaur Tiisler	EST	Ski-Doo	Yamamoto RC	13:34.905	3 Laps	3 Laps	7	3	1:49.287	46,117	18
<b>Veteran</b>													
1	73	Esa Polvinen	FIN	Lynx	VRC	19:58.886			10	2	1:55.757	43,539	25
2	43	Paul Tiisler	EST	Lynx	Yamamoto RC	18:36.738	1 Lap	1 Lap	9	2	2:00.249	41,913	22
3	49	Olavi Kivi	EST	Lynx	BRP RT	18:50.554	1 Lap	13.816	9	6	2:02.116	41,272	20
4	32	Tõnu Zeiger	EST	Arctic Cat	Yamamoto RC	19:35.707	1 Lap	45.153	9	4	2:06.750	39,763	18

Margin of Victory	Avg. Speed	Best Lap Tm	Best Speed	Best Lap by
6.061	45,505	1:47.324	46,961	28 - Priit Järvloo

Korraldaja: Kagu motoklubi

Orbits

Peakotunik:

Rajameister: Tõnu Zeiger

Ajamõõt ja tulemused: EAL Timing






# EMV I etapp mootorkelgukrossis

Open + Veteranid

Rosma krossirada, Põlva 1,400 Km

2. finaal - Open + Veteran 15 minutit + 1 ring

11.02.2012 14:30

Race started at 13:49:20

Lap	Lap Tm	Diff	Time of Day
<b>(28) Priit Järveloo</b>			
1	1:48.235	+0.911	13:51:20.718
2	<b>1:47.324</b>		13:53:08.042
3	1:49.099	+1.775	13:54:57.141
4	1:47.773	+0.449	13:56:44.914
5	1:48.869	+1.545	13:58:33.783
6	1:49.484	+2.160	14:00:23.267
7	1:49.749	+2.425	14:02:13.016
8	1:51.631	+4.307	14:04:04.647
9	1:50.663	+3.339	14:05:55.310
10	1:52.400	+5.076	14:07:47.710

<b>(55) Juhan Kärson</b>			
1	1:49.948	+1.658	13:51:23.136
2	<b>1:48.290</b>		13:53:11.426
3	1:48.730	+0.440	13:55:00.156
4	1:49.583	+1.293	13:56:49.739
5	1:49.125	+0.835	13:58:38.864
6	1:50.545	+2.255	14:00:29.409
7	1:50.596	+2.306	14:02:20.005
8	1:51.570	+3.280	14:04:11.575
9	1:50.559	+2.269	14:06:02.134
10	1:51.637	+3.347	14:07:53.771

<b>(1) Mart Meeru</b>			
1	1:52.801	+2.579	13:51:25.898
2	1:51.852	+1.630	13:53:17.750
3	<b>1:50.222</b>		13:55:07.972
4	1:50.345	+0.123	13:56:58.317
5	1:50.941	+0.719	13:58:49.258
6	1:51.419	+1.197	14:00:40.677
7	1:51.942	+1.720	14:02:32.619
8	1:51.974	+1.752	14:04:24.593
9	1:53.598	+3.376	14:06:18.191
10	1:52.494	+2.272	14:08:10.685

<b>(73) Esa Polvinen</b>			
1	1:56.208	+0.451	13:51:30.704
2	<b>1:55.757</b>		13:53:26.461
3	1:57.776	+2.019	13:55:24.237
4	1:58.012	+2.255	13:57:22.249
5	1:57.355	+1.598	13:59:19.604
6	1:58.347	+2.590	14:01:17.951
7	2:00.031	+4.274	14:03:17.982
8	2:00.330	+4.573	14:05:18.312
9	1:59.313	+3.556	14:07:17.625
10	2:01.391	+5.634	14:09:19.016

<b>(43) Paul Tiisler</b>			
1	2:03.119	+2.870	13:51:37.792
2	<b>2:00.249</b>		13:53:38.041
3	2:02.650	+2.401	13:55:40.691
4	2:02.696	+2.447	13:57:43.387
5	2:02.355	+2.106	13:59:45.742
6	2:01.726	+1.477	14:01:47.468
7	2:00.829	+0.580	14:03:48.297
8	2:04.235	+3.986	14:05:52.532
9	2:04.336	+4.087	14:07:56.868

<b>(49) Olavi Kivi</b>			
1	2:02.976	+0.860	13:51:39.166
2	2:04.120	+2.004	13:53:43.286
3	2:04.420	+2.304	13:55:47.706
4	2:02.512	+0.396	13:57:50.218
5	2:02.750	+0.634	13:59:52.968

Lap	Lap Tm	Diff	Time of Day
6	<b>2:02.116</b>		14:01:55.084
7	2:02.810	+0.694	14:03:57.894
8	2:07.698	+5.582	14:06:05.592
9	2:05.092	+2.976	14:08:10.684

<b>(32) Tõnu Zeiger</b>			
1	2:09.630	+2.880	13:51:45.503
2	2:07.624	+0.874	13:53:53.127
3	2:08.203	+1.453	13:56:01.330
4	<b>2:06.750</b>		13:58:08.080
5	2:08.236	+1.486	14:00:16.316
6	2:11.184	+4.434	14:02:27.500
7	2:10.098	+3.348	14:04:37.598
8	2:09.540	+2.790	14:06:47.138
9	2:08.699	+1.949	14:08:55.837

<b>(10) Kaur Tiisler</b>			
1	1:57.139	+7.852	13:51:32.091
2	1:54.850	+5.563	13:53:26.941
3	<b>1:49.287</b>		13:55:16.228
4	1:51.017	+1.730	13:57:07.245
5	1:53.795	+4.508	13:59:01.040
6	1:54.077	+4.790	14:00:55.117
7	1:59.918	+10.631	14:02:55.035

# EMV I etapp mootorkelgukrossis

## Lapchart

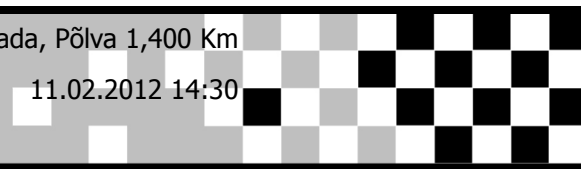
Open + Veteranid

Rosma krossirada, Põlva 1,400 Km

2. finaal - Open + Veteran 15 minutit + 1 ring

11.02.2012 14:30

Race started at 13:49:20



### Competitors

### Laps

	0	1	2	3	4	5	6	7	8	9	10
Priit Järvloo (28)	1	28	28	28	28	28	28	28	28	28	28
Mart Meeru (1)	2	1	55	55	55	55	55	55	55	55	55
Juhan Kärson (55)	3	55	1	1	1	1	1	1	1	1	1
Esa Polvinen (73)	4	73	73	73	10	10	10	10	10	73	73
Paul Tiisler (43)	5	43	10	10	73	73	73	73	73	43	43
Kaur Tiisler (10)	6	10	43	43	43	43	43	43	43	49	49
Tõnu Zeiger (32)	7	32	49	49	49	49	49	49	49	32	32
Olavi Kivi (49)	8	49	32	32	32	32	32	32	32		

# EMV I etapp mootorkelgukrossis

Sorted on Laps

Open + Veteranid

Rosma krossirada, Põlva 1,400 Km

3. finaal - Open + Veteran 15 minutit + 1 ring

11.02.2012 16:00

Race started at 14:49:03

Pos	No.	Name	Nat	Make	Race Team	Total Tm	Diff	Gap	Laps	In Lap	Best Tm	Best Speed	Points
1	55	Juhan Kärson	EST	Lynx	Saanikuur	17:25.637			9	6	1:50.972	45,417	25
2	<b>28</b>	Priit Järvloo	<b>EST</b>	<b>Lynx</b>	<b>Saanikuur</b>	17:26.738	1.101	1.101	9	<b>9</b>	<b>:50.018</b>	<b>45,811</b>	22
3	1	Mart Meeru	EST	Lynx		17:29.053	3.416	2.315	9	5	1:51.580	45,169	20
4	73	Esa Polvinen	FIN	Lynx	VRC	18:51.400	1:25.763	1:22.347	9	2	1:57.164	43,017	25
5	43	Paul Tiisler	EST	Lynx	Yamamoto RC	19:13.535	1:47.898	22.135	9	5	2:01.552	41,464	22
6	49	Olavi Kivi	EST	Lynx	BRP RT	17:33.162	1 Lap	1 Lap	8	3	2:04.321	40,540	20
7	10	Kaur Tiisler	EST	Ski-Doo	Yamamoto RC	18:17.069	1 Lap	43.907	8	1	2:01.384	41,521	18
8	32	Tõnu Zeiger	EST	Arctic Cat	Yamamoto RC	18:22.812	1 Lap	5.743	8	8	2:10.538	38,609	18

Margin of Victory

Avg. Speed

Best Lap Tm

Best Speed

Best Lap by

1.101

43,380

1:50.018

45,811

28 - Priit Järvloo

Korraldaja: Kagu motoklubi

Orbits

Peakotunik:

Rajameister: Tõnu Zeiger

Ajamõõt ja tulemused: EAL Timing




Printed: 15.02.2012 14:43:18

# EMV I etapp mootorkelgukrossis

Sorted on Laps

Open + Veteranid

Rosma krossirada, Põlva 1,400 Km

3. finaal - Open + Veteran 15 minutit + 1 ring

11.02.2012 16:00

Race started at 14:49:03

Pos	No.	Name	Nat	Make	Race Team	Total Tm	Diff	Gap	Laps	In Lap	Best Tm	Best Speed	Points
Open													
1	55	Juhan Kärson	EST	Lynx	Saanikuur	17:25.637			9	6	1:50.972	45,417	25
2	<b>28</b>	Priit Järvloo	<b>EST</b>	<b>Lynx</b>	<b>Saanikuur</b>	17:26.738	1.101	1.101	9	<b>9</b>	<b>:50.018</b>	<b>45,811</b>	22
3	1	Mart Meeru	EST	Lynx		17:29.053	3.416	2.315	9	5	1:51.580	45,169	20
4	10	Kaur Tiisler	EST	Ski-Doo	Yamamoto RC	18:17.069	1 Lap	1 Lap	8	1	2:01.384	41,521	18
Veteran													
1	73	Esa Polvinen	FIN	Lynx	VRC	18:51.400			9	2	1:57.164	43,017	25
2	43	Paul Tiisler	EST	Lynx	Yamamoto RC	19:13.535	22.135	22.135	9	5	2:01.552	41,464	22
3	49	Olavi Kivi	EST	Lynx	BRP RT	17:33.162	1 Lap	1 Lap	8	3	2:04.321	40,540	20
4	32	Tõnu Zeiger	EST	Arctic Cat	Yamamoto RC	18:22.812	1 Lap	49.650	8	8	2:10.538	38,609	18

Margin of Victory	Avg. Speed	Best Lap Tm	Best Speed	Best Lap by
1.101	43,380	1:50.018	45,811	28 - Priit Järvloo

Korraldaja: Kagu motoklubi

Orbits

Peakotunik:

Rajameister: Tõnu Zeiger

Ajamõõt ja tulemused: EAL Timing

Printed: 15.02.2012 14:43:23

# EMV I etapp mootorkelgukrossis

Open + Veteranid

Rosma krossirada, Põlva 1,400 Km

3. finaal - Open + Veteran 15 minutit + 1 ring

11.02.2012 16:00

Race started at 14:49:03

Lap	Lap Tm	Diff	Time of Day
<b>(55) Juhan Kärson</b>			
1	1:52.968	+1.996	14:51:34.787
2	1:52.119	+1.147	14:53:26.906
3	1:51.613	+0.641	14:55:18.519
4	1:51.110	+0.138	14:57:09.629
5	1:53.115	+2.143	14:59:02.744
6	<b>1:50.972</b>		15:00:53.716
7	1:53.000	+2.028	15:02:46.716
8	1:51.203	+0.231	15:04:37.919
9	1:51.307	+0.335	15:06:29.226

Lap	Lap Tm	Diff	Time of Day
<b>(28) Priit Järvloo</b>			
1	1:52.730	+3.712	14:51:36.372
2	1:51.160	+1.142	14:53:27.532
3	1:53.426	+3.408	14:55:20.958
4	1:53.969	+3.951	14:57:14.927
5	1:52.243	+2.225	14:59:07.170
6	1:51.024	+1.006	15:00:58.194
7	1:50.657	+0.639	15:02:48.851
8	1:51.458	+1.440	15:04:40.309
9	<b>1:50.018</b>		15:06:30.327

Lap	Lap Tm	Diff	Time of Day
<b>(1) Mart Meeru</b>			
1	1:52.998	+1.418	14:51:33.694
2	1:52.941	+1.361	14:53:26.635
3	1:53.991	+2.411	14:55:20.626
4	1:51.935	+0.355	14:57:12.561
5	<b>1:51.580</b>		14:59:04.141
6	1:51.763	+0.183	15:00:55.904
7	1:52.710	+1.130	15:02:48.614
8	1:52.377	+0.797	15:04:40.991
9	1:51.651	+0.071	15:06:32.642

Lap	Lap Tm	Diff	Time of Day
<b>(73) Esa Polvinen</b>			
1	2:00.046	+2.882	14:51:42.289
2	<b>1:57.164</b>		14:53:39.453
3	1:59.000	+1.836	14:55:38.453
4	1:59.259	+2.095	14:57:37.712
5	2:00.134	+2.970	14:59:37.846
6	2:01.698	+4.534	15:01:39.544
7	2:03.948	+6.784	15:03:43.492
8	2:04.751	+7.587	15:05:48.243
9	2:06.746	+9.582	15:07:54.989

Lap	Lap Tm	Diff	Time of Day
<b>(43) Paul Tiisler</b>			
1	2:07.828	+6.276	14:51:51.469
2	2:05.008	+3.456	14:53:56.477
3	2:03.344	+1.792	14:55:59.821
4	2:02.546	+0.994	14:58:02.367
5	<b>2:01.552</b>		15:00:03.919
6	2:03.070	+1.518	15:02:06.989
7	2:02.939	+1.387	15:04:09.928
8	2:01.798	+0.246	15:06:11.726
9	2:05.398	+3.846	15:08:17.124

Lap	Lap Tm	Diff	Time of Day
<b>(49) Olavi Kivi</b>			
1	2:07.163	+2.842	14:51:51.011
2	2:05.099	+0.778	14:53:56.110
3	<b>2:04.321</b>		14:56:00.431
4	2:05.064	+0.743	14:58:05.495
5	2:04.440	+0.119	15:00:09.935
6	2:06.818	+2.497	15:02:16.753
7	2:06.566	+2.245	15:04:23.319
8	2:13.432	+9.111	15:06:36.751

Lap	Lap Tm	Diff	Time of Day
<b>(10) Kaur Tiisler</b>			
1	<b>2:01.384</b>		14:51:42.882
2	2:04.986	+3.602	14:53:47.868
3	2:11.460	+10.076	14:55:59.328
4	2:14.697	+13.313	14:58:14.025
5	2:15.751	+14.367	15:00:29.776
6	2:27.626	+26.242	15:02:57.402
7	2:15.341	+13.957	15:05:12.743
8	2:07.915	+6.531	15:07:20.658

Lap	Lap Tm	Diff	Time of Day
<b>(32) Tõnu Zeiger</b>			
1	2:13.342	+2.804	14:51:58.646
2	2:11.819	+1.281	14:54:10.465
3	2:11.705	+1.167	14:56:22.170
4	2:12.224	+1.686	14:58:34.394
5	2:13.374	+2.836	15:00:47.768
6	2:16.434	+5.896	15:03:04.202
7	2:11.661	+1.123	15:05:15.863
8	<b>2:10.538</b>		15:07:26.401

Lap	Lap Tm	Diff	Time of Day
-----	--------	------	-------------

# EMV I etapp mootorkelgukrossis

## Lapchart

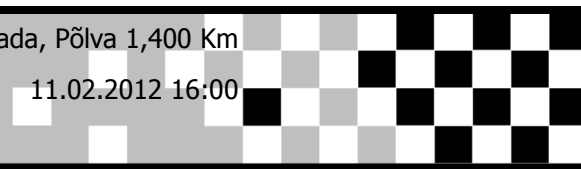
Open + Veteranid

Rosma krossirada, Põlva 1,400 Km

3. finaal - Open + Veteran 15 minutit + 1 ring

11.02.2012 16:00

Race started at 14:49:03



### Competitors

#### Laps

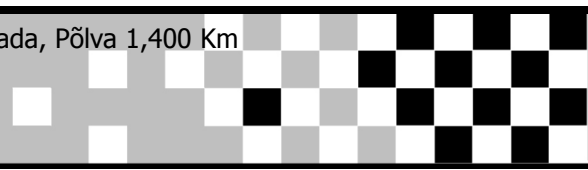
	0	1	2	3	4	5	6	7	8	9
Mart Meeru (1)	1	1	1	55	55	55	55	55	55	55
Kaur Tiisler (10)	2	10	55	55	1	1	1	1	28	28
Juhan Kärson (55)	3	55	28	28	28	28	28	28	1	1
Esa Polvinen (73)	4	73	73	73	73	73	73	73	73	73
Priit Järvloo (28)	5	28	10	10	43	43	43	43	43	43
Paul Tiisler (43)	6	43	49	49	43	49	49	49	49	49
Olavi Kivi (49)	7	49	43	43	49	10	10	10	10	10
Tõnu Zeiger (32)	8	32	32	32	32	32	32	32	32	32

# EMV I etapp mootorkelgukrossis

Open + Veteranid

Rosma krossirada, Põlva 1,400 Km

Veteranid - kokkuvõte



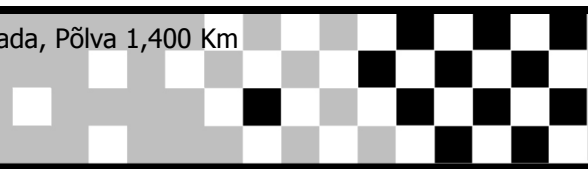
Pos	No.	Name	Nat	Race Team	Make	R1.	R2.	R3.	Total points
1	73	Esa Polvinen	FIN	VRC	Lynx	25	25	25	75
2	43	Paul Tiisler	EST	Yamamoto RC	Lynx	22	22	22	66
3	49	Olavi Kivi	EST	BRP RT	Lynx	20	20	20	60
4	32	Tõnu Zeiger	EST	Yamamoto RC	Arctic Cat	18	18	18	54

# EMV I etapp mootorkelgukrossis

Open + Veteranid

Rosma krossirada, Põlva 1,400 Km

Võistluse kiiremate ringiaegade paremus järjestus



Pos	No.	Name	Class	Make	Race Team	Overall BestTm	Diff In Session
1	28	Priit Järvloo	Open	Lynx	Saanikuur	1:44.611	Open + Veteran - treening
2	55	Juhan Kärson	Open	Lynx	Saanikuur	1:46.989	2.378 Open + Veteran - treening
3	10	Kaur Tiisler	Open	Ski-Doo	Yamamoto RC	1:48.159	3.548 1. finaal - Open + Veteran 15 minutit + 1 ring
4	1	Mart Meeru	Open	Lynx		1:48.207	3.596 1. finaal - Open + Veteran 15 minutit + 1 ring
5	73	Esa Polvinen	Veteran	Lynx	VRC	1:52.557	7.946 Open + Veteran - treening
6	43	Paul Tiisler	Veteran	Lynx	Yamamoto RC	1:56.252	11.641 1. finaal - Open + Veteran 15 minutit + 1 ring
7	49	Olavi Kivi	Veteran	Lynx	BRP RT	1:59.235	14.624 Open + Veteran - treening
8	32	Tõnu Zeiger	Veteran	Arctic Cat	Yamamoto RC	2:01.606	16.995 Open + Veteran - treening




# EMV I etapp mootorkelgukrossis

Open + Veteranid

Rosma krossirada, Põlva 1,400 Km

Võistluse keskmiselt parimate ringiaegade paremus järjestus



Pos	No.	Name	Class	Make	Race Team	Overall BestTm	Diff In Session
1	28	Priit Järvloo	Open	Lynx	Saanikuur	1:46.794	-
2	55	Juhan Kärson	Open	Lynx	Saanikuur	1:48.328	1.533 -
3	1	Mart Meeru	Open	Lynx		1:49.939	3.144 -
4	10	Kaur Tiisler	Open	Ski-Doo	Yamamoto RC	1:52.730	5.935 -
5	73	Esa Polvinen	Veteran	Lynx	VRC	1:54.793	7.998 -
6	43	Paul Tiisler	Veteran	Lynx	Yamamoto RC	1:59.067	12.273 -
7	49	Olavi Kivi	Veteran	Lynx	BRP RT	2:01.732	14.937 -
8	32	Tõnu Zeiger	Veteran	Arctic Cat	Yamamoto RC	2:05.820	19.026 -

**Veteranid - EKV mootorkelgukrossis 2012**

2012

							#1		
Pos	No.	Name	Total	Diff	Gap	R1	R2	R3	Total
1	73	Esa Polvinen	75	0	0	25	25	25	75
2	43	Paul Tiisler	66	9	9	22	22	22	66
3	49	Olav Kivi	60	15	6	20	20	20	60
4	32	Tõnu Zeiger	54	21	6	18	18	18	54

**Event Legend**

#1 11.02.2012 EKV I etapp mootorkelgukrossis - Rosma, Põlva