

**Superkrossi karikavõistluste VIII etapp****Sorted on Best Lap time**

Superkross - Vabaklass 2WD, Vabaklass 4WD

www.auto24ring.ee auto24ring 3,170 Km

Vabaklass 2WD, Vabaklass 4WD - practice / qualifying

4.08.2013 11:00

Qualifying started at 11:16:34

Pos	No.	Name	Nat	Make	Race Team	Best Tm	Diff	Laps	In Lap
1	8	Kairo KALLAS	EST	Honda Civic	Erki Sport	1:31.232		8	4
2	34	Peeter PEEK	EST	Honda Civic	Erki Sport	1:31.553	0.321	9	7
3	69	Enar-Klaus KUNMAN	EST	BMW 325i	AMK Ligur Racing	1:33.037	1.805	9	6
4	80	Remo RAUDSEPP	EST	BMW 325i	ProRex Racing	1:33.233	2.001	10	5
5	70	Tõnu PEEK	EST	Honda Civic	Ligur Racing	1:33.279	2.047	9	7
6	5	Erko ERISTE	EST	Lada Samara	Erki Sport	1:34.191	2.959	4	4
7	81	Kersti LANG	EST	BMW 325i	ProRex Racing	1:35.291	4.059	9	6
8	27	Ameriico JÖFFERT	EST	Subaru Impreza	Optitrans	1:35.589	4.357	9	5
9	73	Imre REISIN	EST	Audi Coupe	ProRex Racing	1:38.092	6.860	9	6

# Superkrossi karikavõistluste VIII etapp

Superkross - Vabaklass 2WD, Vabaklass 4WD

www.auto24ring.ee auto24ring 3,170 Km

Vabaklass 2WD, Vabaklass 4WD - practice / qualifying

4.08.2013 11:00

Qualifying started at 11:16:34

**Lap Lap Tm Diff Gap Time of Day**

**(8) Kairo KALLAS**

Lap	Lap Tm	Diff	Gap	Time of Day
1	1:51.726	+20.494		11:18:31.406
2	1:31.903	+0.671	-19.823	11:20:03.309
3	1:31.416	+0.184	-0.487	11:21:34.725
4	<b>1:31.232</b>		-0.184	11:23:05.957
5	1:31.885	+0.653	+0.653	11:24:37.842
6	1:39.775	+8.543	+7.890	11:26:17.617
7	1:31.868	+0.636	-7.907	11:27:49.485
8	1:39.342	+8.110	+7.474	11:29:28.827

**Best Tm: 1:31.232**

**(34) Peeter PEEK**

Lap	Lap Tm	Diff	Gap	Time of Day
1	1:48.080	+16.527		11:18:40.412
2	1:32.688	+1.135	-15.392	11:20:13.100
3	1:33.632	+2.079	+0.944	11:21:46.732
4	1:32.418	+0.865	-1.214	11:23:19.150
5	1:31.945	+0.392	-0.473	11:24:51.095
6	1:31.946	+0.393	+0.001	11:26:23.041
7	<b>1:31.553</b>		-0.393	11:27:54.594
8	1:32.492	+0.939	+0.939	11:29:27.086
9	1:32.707	+1.154	+0.215	11:30:59.793

**Best Tm: 1:31.553**

**(69) Enar-Klaus KUNNMAN**

Lap	Lap Tm	Diff	Gap	Time of Day
1	2:13.852	+40.815		11:19:17.124
2	1:34.323	+1.286	-39.529	11:20:51.447
3	1:34.198	+1.161	-0.125	11:22:25.645
4	1:33.685	+0.648	-0.513	11:23:59.330
5	1:33.288	+0.251	-0.397	11:25:32.618
6	<b>1:33.037</b>		-0.251	11:27:05.655
7	2:39.604	+1:06.567	1:06.567	11:29:45.259
8	1:45.096	+12.059	-54.508	11:31:30.355
9	1:33.053	+0.016	-12.043	11:33:03.408

**Best Tm: 1:33.037**

**(80) Remo RAUDSEPP**

Lap	Lap Tm	Diff	Gap	Time of Day
1	1:56.488	+23.255		11:18:52.783
2	1:35.245	+2.012	-21.243	11:20:28.028
3	1:34.649	+1.416	-0.596	11:22:02.677
4	1:33.977	+0.744	-0.672	11:23:36.654
5	<b>1:33.233</b>		-0.744	11:25:09.887
6	1:33.935	+0.702	+0.702	11:26:43.822
7	1:33.447	+0.214	-0.488	11:28:17.269
8	1:33.585	+0.352	+0.138	11:29:50.854
9	1:33.612	+0.379	+0.027	11:31:24.466
10	1:35.820	+2.587	+2.208	11:33:00.286

**Best Tm: 1:33.233**

**(70) Tõnu PEEK**

Lap	Lap Tm	Diff	Gap	Time of Day
1	1:47.973	+14.694		11:18:37.878
2	1:36.278	+2.999	-11.695	11:20:14.156
3	1:34.871	+1.592	-1.407	11:21:49.027
4	1:33.780	+0.501	-1.091	11:23:22.807
5	1:34.447	+1.168	+0.667	11:24:57.254
6	1:34.209	+0.930	-0.238	11:26:31.463
7	<b>1:33.279</b>		-0.930	11:28:04.742
8	1:33.774	+0.495	+0.495	11:29:38.516
9	1:33.947	+0.668	+0.173	11:31:12.463

**Best Tm: 1:33.279**

**(5) Erko ERISTE**

Lap	Lap Tm	Diff	Gap	Time of Day
1	1:42.741	+8.550		11:20:15.731
2	1:38.242	+4.051	-4.499	11:21:53.973
3	1:37.779	+3.588	-0.463	11:23:31.752
4	<b>1:34.191</b>		-3.588	11:25:05.943

**Best Tm: 1:34.191**

**Lap Lap Tm Diff Gap Time of Day**

**(81) Kersti LANG**

Lap	Lap Tm	Diff	Gap	Time of Day
1	1:56.756	+21.465		11:18:55.731
2	1:36.820	+1.529	-19.936	11:20:32.551
3	1:42.309	+7.018	+5.489	11:22:14.860
4	1:35.815	+0.524	-6.494	11:23:50.675
5	1:36.205	+0.914	+0.390	11:25:26.880
6	<b>1:35.291</b>		-0.914	11:27:02.171
7	1:41.850	+6.559	+6.559	11:28:44.021
8	1:35.923	+0.632	-5.927	11:30:19.944
9	1:36.778	+1.487	+0.855	11:31:56.722

**Best Tm: 1:35.291**

**(27) Americo JÖFFERT**

Lap	Lap Tm	Diff	Gap	Time of Day
1	1:49.670	+14.081		11:18:35.409
2	1:37.415	+1.826	-12.255	11:20:12.824
3	1:38.018	+2.429	+0.603	11:21:50.842
4	1:35.627	+0.038	-2.391	11:23:26.469
5	<b>1:35.589</b>		-0.038	11:25:02.058
6	1:35.820	+0.231	+0.231	11:26:37.878
7	1:35.737	+0.148	-0.083	11:28:13.615
8	1:36.684	+1.095	+0.947	11:29:50.299
9	1:37.320	+1.731	+0.636	11:31:27.619

**Best Tm: 1:35.589**

**(73) Imre REISIN**

Lap	Lap Tm	Diff	Gap	Time of Day
1	2:08.841	+30.749		11:19:10.059
2	1:38.341	+0.249	-30.500	11:20:48.400
3	1:39.254	+1.162	+0.913	11:22:27.654
4	1:38.541	+0.449	-0.713	11:24:06.195
5	1:38.500	+0.408	-0.041	11:25:44.695
6	<b>1:38.092</b>		-0.408	11:27:22.787
7	1:38.149	+0.057	+0.057	11:29:00.936
8	1:38.822	+0.730	+0.673	11:30:39.758
9	1:38.246	+0.154	-0.576	11:32:18.004

**Best Tm: 1:38.092**

# Superkrossi karikavõistluste VIII etapp

Sorted on Laps

Superkross - Vabaklass 2WD, Vabaklass 4WD

www.auto24ring.ee auto24ring 3,170 Km

Vabaklass 2WD, Vabaklass 4WD - race 1 - 10 laps

4.08.2013 13:35

Race (10 Laps) started at 13:46:53

Pos	No.	Name	Nat	Make	Race Team	Laps	Total Tm	Diff	Best Tm
1	8	Kairo KALLAS	EST	Honda Civic	Erki Sport	10	15:21.348		1:30.609
2	34	Peeter PEEK	EST	Honda Civic	Erki Sport	10	15:27.250	5.902	1:31.947
3	69	Enar-Klaus KUNMAN	EST	BMW 325i	AMK Ligur Racing	10	15:37.967	16.619	1:32.854
4	80	Remo RAUDSEPP	EST	BMW 325i	ProRex Racing	10	15:38.547	17.199	1:32.925
5	70	Tõnu PEEK	EST	Honda Civic	Ligur Racing	10	15:50.521	29.173	1:32.733
6	5	Erko ERISTE	EST	Lada Samara	Erki Sport	10	16:00.320	38.972	1:34.810
7	81	Kersti LANG	EST	BMW 325i	ProRex Racing	10	16:10.427	49.079	1:35.796
8	73	Imre REISIN	EST	Audi Coupe	ProRex Racing	10	16:39.013	1:17.665	1:38.656
9	27	Ameriico JÖFFERT	EST	Subaru Impreza	Optitrans	9	15:27.587	1 Lap	1:39.561

**Margin of Victory**

**Avg. Speed**

**Best Lap Tm**

**Best Spd**

**Best Lap by**

5.902

123,862

1:30.609

125,948

8 - Kairo KALLAS

Korraldaja: MTÜ Erki Sport

Orbits

Võistluse juht: Peeter Raudsepp

Võistluse sekretär: Maris Mandre

Võistluse ajamõõtja: Asper Leppik

Printed: 4.08.2013 16:58:16



# Superkrossi karikavõistluste VIII etapp

Superkross - Vabaklass 2WD, Vabaklass 4WD

www.auto24ring.ee auto24ring 3,170 Km

Vabaklass 2WD, Vabaklass 4WD - race 1 - 10 laps

4.08.2013 13:35

Race (10 Laps) started at 13:46:53

Lap	Lap Tm	Diff	Gap	Time of Day
<b>(8) Kairo KALLAS</b>				
1	1:34.452	+3.843		13:48:28.081
2	<b>1:30.609</b>	-3.843		13:49:58.690
3	1:31.368	+0.759		13:51:30.058
4	1:31.317	+0.708		13:53:01.375
5	1:31.933	+1.324		13:54:33.308
6	1:31.646	+1.037		13:56:04.954
7	1:31.833	+1.224		13:57:36.787
8	1:32.427	+1.818		13:59:09.214
9	1:33.068	+2.459		14:00:42.282
10	1:32.695	+2.086		14:02:14.977
<b>Best Tm: 1:30.609</b>				

Lap	Lap Tm	Diff	Gap	Time of Day
<b>(34) Peeter PEEK</b>				
1	1:34.939	+2.992		13:48:29.390
2	1:32.839	+0.892		13:50:02.229
3	1:32.045	+0.098		13:51:34.274
4	1:32.519	+0.572		13:53:06.793
5	1:32.443	+0.496		13:54:39.236
6	1:32.171	+0.224		13:56:11.407
7	1:32.758	+0.811		13:57:44.165
8	1:32.586	+0.639		13:59:16.751
9	1:32.181	+0.234		14:00:48.932
10	<b>1:31.947</b>	-0.234		14:02:20.879
<b>Best Tm: 1:31.947</b>				

Lap	Lap Tm	Diff	Gap	Time of Day
<b>(69) Enar-Klaus KUNMAN</b>				
1	1:38.289	+5.435		13:48:33.245
2	<b>1:32.854</b>	-5.435		13:50:06.099
3	1:33.003	+0.149		13:51:39.102
4	1:33.370	+0.516		13:53:12.472
5	1:33.763	+0.909		13:54:46.235
6	1:32.965	+0.111		13:56:19.200
7	1:33.056	+0.202		13:57:52.256
8	1:33.267	+0.413		13:59:25.523
9	1:33.098	+0.244		14:00:58.621
10	1:32.975	+0.121		14:02:31.596
<b>Best Tm: 1:32.854</b>				

Lap	Lap Tm	Diff	Gap	Time of Day
<b>(80) Remo RAUDSEPP</b>				
1	1:35.717	+2.792		13:48:31.042
2	1:33.056	+0.131		13:50:04.098
3	<b>1:32.925</b>	-0.131		13:51:37.023
4	1:33.384	+0.459		13:53:10.407
5	1:33.840	+0.915		13:54:44.247
6	1:33.489	+0.564		13:56:17.736
7	1:33.294	+0.369		13:57:51.030
8	1:33.051	+0.126		13:59:24.081
9	1:33.836	+0.911		14:00:57.917
10	1:34.259	+1.334		14:02:32.176
<b>Best Tm: 1:32.925</b>				

Lap	Lap Tm	Diff	Gap	Time of Day
<b>(70) Tõnu PEEK</b>				
1	1:37.049	+4.316		13:48:32.998
2	<b>1:32.733</b>	-4.316		13:50:05.731
3	1:33.089	+0.356		13:51:38.820
4	1:33.460	+0.727		13:53:12.280
5	1:35.061	+2.328		13:54:47.341
6	1:33.650	+0.917		13:56:20.991
7	1:33.560	+0.827		13:57:54.551
8	1:38.792	+6.059		13:59:33.343
9	1:34.782	+2.049		14:01:08.125
10	1:36.025	+3.292		14:02:44.150
<b>Best Tm: 1:32.733</b>				

Lap	Lap Tm	Diff	Gap	Time of Day
<b>(5) Erko ERISTE</b>				
1	1:38.286	+3.476		13:48:34.789

Lap	Lap Tm	Diff	Gap	Time of Day
2	1:35.136	+0.326		13:50:09.925
3	1:36.154	+1.344		13:51:46.079
4	1:35.490	+0.680		13:53:21.569
5	<b>1:34.810</b>	-0.680		13:54:56.379
6	1:35.700	+0.890		13:56:32.079
7	1:35.650	+0.840		13:58:07.729
8	1:35.829	+1.019		13:59:43.558
9	1:35.473	+0.663		14:01:19.031
10	1:34.918	+0.108		14:02:53.949
<b>Best Tm: 1:34.810</b>				

Lap	Lap Tm	Diff	Gap	Time of Day
<b>(81) Kersti LANG</b>				
1	1:42.103	+6.307		13:48:38.721
2	1:36.379	+0.583		13:50:15.100
3	1:36.372	+0.576		13:51:51.472
4	1:36.106	+0.310		13:53:27.578
5	1:36.789	+0.993		13:55:04.367
6	1:36.036	+0.240		13:56:40.403
7	1:35.990	+0.194		13:58:16.393
8	1:36.031	+0.235		13:59:52.424
9	<b>1:35.796</b>	-0.235		14:01:28.220
10	1:35.836	+0.040		14:03:04.056
<b>Best Tm: 1:35.796</b>				

Lap	Lap Tm	Diff	Gap	Time of Day
<b>(73) Imre REISIN</b>				
1	1:41.190	+2.534		13:48:39.278
2	1:39.067	+0.411		13:50:18.345
3	<b>1:38.656</b>	-0.411		13:51:57.001
4	1:40.066	+1.410		13:53:37.067
5	1:39.118	+0.462		13:55:16.185
6	1:38.659	+0.003		13:56:54.844
7	1:39.270	+0.614		13:58:34.114
8	1:38.992	+0.336		14:00:13.106
9	1:39.106	+0.450		14:01:52.212
10	1:40.430	+1.774		14:03:32.642
<b>Best Tm: 1:38.656</b>				

Lap	Lap Tm	Diff	Gap	Time of Day
<b>(27) Americo JÖFFERT</b>				
1	1:46.610	+7.049		13:48:43.268
2	1:42.651	+3.090		13:50:25.919
3	1:42.399	+2.838		13:52:08.318
4	1:43.528	+3.967		13:53:51.846
5	1:42.227	+2.666		13:55:34.073
6	1:44.026	+4.465		13:57:18.099
7	1:42.127	+2.566		13:59:00.226
8	<b>1:39.561</b>	-2.566		14:00:39.787
9	1:41.429	+1.868		14:02:21.216
<b>Best Tm: 1:39.561</b>				

# Superkrossi karikavõistluste VIII etapp

## Lapchart

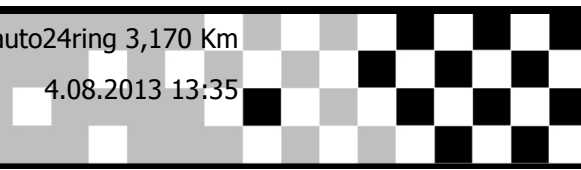
Superkross - Vabaklass 2WD, Vabaklass 4WD

www.auto24ring.ee auto24ring 3,170 Km

Vabaklass 2WD, Vabaklass 4WD - race 1 - 10 laps

4.08.2013 13:35

Race (10 Laps) started at 13:46:53



Competitors	Laps											
	0	1	2	3	4	5	6	7	8	9	10	
Kairo KALLAS (8)	1	8	8	8	8	8	8	8	8	8	8	8
Peeter PEEK (34)	2	34	34	34	34	34	34	34	34	34	34	34
Enar-Klaus KUNMAN (69)	3	69	80	80	80	80	80	80	80	80	80	69
Remo RAUDSEPP (80)	4	80	70	70	70	70	69	69	69	69	69	80
Tõnu PEEK (70)	5	70	69	69	69	69	70	70	70	70	70	70
Erko ERISTE (5)	6	5	5	5	5	5	5	5	5	5	5	5
Kersti LANG (81)	7	81	81	81	81	81	81	81	81	81	81	81
Ameriico JÖFFERT (27)	8	27	73	73	73	73	73	73	73	73	73	73
Imre REISIN (73)	9	73	27	27	27	27	27	27	27	27	27	27

# Superkrossi karikavõistluste VIII etapp

Sorted on Laps

Superkross - Vabaklass 2WD, Vabaklass 4WD

www.auto24ring.ee auto24ring 3,170 Km

Vabaklass 2WD, Vabaklass 4WD - race 2 - 10 laps

4.08.2013 16:39

Race (10 Laps) started at 16:23:03

Pos	No.	Name	Nat	Make	Race Team	Laps	Total Tm	Diff	Best Tm
1	8	Kairo KALLAS	EST	Honda Civic	Erki Sport	10	15:25.628		1:31.524
2	34	Peeter PEEK	EST	Honda Civic	Erki Sport	10	15:30.627	4.999	1:31.960
3	80	Remo RAUDSEPP	EST	BMW 325i	ProRex Racing	10	15:42.321	16.693	1:33.361
4	70	Tõnu PEEK	EST	Honda Civic	Ligur Racing	10	15:43.597	17.969	1:33.333
5	5	Erko ERISTE	EST	Lada Samara	Erki Sport	10	16:02.049	36.421	1:35.121
6	81	Kersti LANG	EST	BMW 325i	ProRex Racing	10	16:11.494	45.866	1:35.754
7	73	Imre REISIN	EST	Audi Coupe	ProRex Racing	10	16:37.220	1:11.592	1:38.447
8	27	Ameriico JÖFFERT	EST	Subaru Impreza	Optitrans	2	3:30.433	8 Laps	1:41.862
9	69	Enar-Klaus KUNMAN	EST	BMW 325i	AMK Ligur Racing		1.218	10 Laps	

## Margin of Victory

## Avg. Speed

## Best Lap Tm

## Best Spd

## Best Lap by

4.999

123,289

1:31.524

124,689

8 - Kairo KALLAS

Korraldaja: MTÜ Erki Sport

Orbits

Võistluse juht: Peeter Raudsepp

Võistluse sekretär: Maris Mandre

Võistluse ajamõõtja: Asper Leppik

Printed: 4.08.2013 16:58:44



# Superkrossi karikavõistluste VIII etapp

Superkross - Vabaklass 2WD, Vabaklass 4WD

www.auto24ring.ee auto24ring 3,170 Km

Vabaklass 2WD, Vabaklass 4WD - race 2 - 10 laps

4.08.2013 16:39

Race (10 Laps) started at 16:23:03

Lap	Lap Tm	Diff	Gap	Time of Day
<b>(8) Kairo KALLAS</b>				
1	1:34.785	+3.261		16:24:37.841
2	<b>1:31.524</b>	-3.261		16:26:09.365
3	1:31.672	+0.148	+0.148	16:27:41.037
4	1:31.677	+0.153	+0.005	16:29:12.714
5	1:31.859	+0.335	+0.182	16:30:44.573
6	1:33.539	+2.015	+1.680	16:32:18.112
7	1:32.207	+0.683	-1.332	16:33:50.319
8	1:32.649	+1.125	+0.442	16:35:22.968
9	1:32.416	+0.892	-0.233	16:36:55.384
10	1:33.300	+1.776	+0.884	16:38:28.684
<b>Best Tm: 1:31.524</b>				

Lap	Lap Tm	Diff	Gap	Time of Day
<b>(34) Peeter PEEK</b>				
1	1:35.153	+3.193		16:24:39.055
2	1:32.857	+0.897	-2.296	16:26:11.912
3	1:33.364	+1.404	+0.507	16:27:45.276
4	1:33.797	+1.837	+0.433	16:29:19.073
5	1:32.946	+0.986	-0.851	16:30:52.019
6	1:32.267	+0.307	-0.679	16:32:24.286
7	<b>1:31.960</b>	-0.307		16:33:56.246
8	1:32.300	+0.340	+0.340	16:35:28.546
9	1:32.859	+0.899	+0.559	16:37:01.405
10	1:32.278	+0.318	-0.581	16:38:33.683
<b>Best Tm: 1:31.960</b>				

Lap	Lap Tm	Diff	Gap	Time of Day
<b>(80) Remo RAUDSEPP</b>				
1	1:36.833	+3.472		16:24:41.733
2	1:33.498	+0.137	-3.335	16:26:15.231
3	1:33.807	+0.446	+0.309	16:27:49.038
4	1:33.709	+0.348	-0.098	16:29:22.747
5	1:33.435	+0.074	-0.274	16:30:56.182
6	1:34.041	+0.680	+0.606	16:32:30.223
7	1:33.545	+0.184	-0.496	16:34:03.768
8	1:34.232	+0.871	+0.687	16:35:38.000
9	<b>1:33.361</b>	-0.871		16:37:11.361
10	1:34.016	+0.655	+0.655	16:38:45.377
<b>Best Tm: 1:33.361</b>				

Lap	Lap Tm	Diff	Gap	Time of Day
<b>(70) Tõnu PEEK</b>				
1	1:37.046	+3.713		16:24:42.430
2	1:33.745	+0.412	-3.301	16:26:16.175
3	<b>1:33.333</b>	-0.412		16:27:49.508
4	1:33.740	+0.407	+0.407	16:29:23.248
5	1:33.718	+0.385	-0.022	16:30:56.966
6	1:33.967	+0.634	+0.249	16:32:30.933
7	1:34.176	+0.843	+0.209	16:34:05.109
8	1:33.857	+0.524	-0.319	16:35:38.966
9	1:33.847	+0.514	-0.010	16:37:12.813
10	1:33.840	+0.507	-0.007	16:38:46.653
<b>Best Tm: 1:33.333</b>				

Lap	Lap Tm	Diff	Gap	Time of Day
<b>(5) Erko ERISTE</b>				
1	1:38.142	+3.021		16:24:44.234
2	1:35.306	+0.185	-2.836	16:26:19.540
3	<b>1:35.121</b>	-0.185		16:27:54.661
4	1:35.478	+0.357	+0.357	16:29:30.139
5	1:36.335	+1.214	+0.857	16:31:06.474
6	1:35.899	+0.778	-0.436	16:32:42.373
7	1:36.419	+1.298	+0.520	16:34:18.792
8	1:35.778	+0.657	-0.641	16:35:54.570
9	1:35.249	+0.128	-0.529	16:37:29.819
10	1:35.286	+0.165	+0.037	16:39:05.105
<b>Best Tm: 1:35.121</b>				

Lap	Lap Tm	Diff	Gap	Time of Day
<b>(81) Kersti LANG</b>				
1	1:39.599	+3.845		16:24:45.527

Lap	Lap Tm	Diff	Gap	Time of Day
2	<b>1:35.754</b>		-3.845	16:26:21.281
3	1:36.370	+0.616	+0.616	16:27:57.651
4	1:37.864	+2.110	+1.494	16:29:35.515
5	1:36.313	+0.559	-1.551	16:31:11.828
6	1:36.176	+0.422	-0.137	16:32:48.004
7	1:36.769	+1.015	+0.593	16:34:24.773
8	1:36.850	+1.096	+0.081	16:36:01.623
9	1:36.922	+1.168	+0.072	16:37:38.545
10	1:36.005	+0.251	-0.917	16:39:14.550
<b>Best Tm: 1:35.754</b>				

Lap	Lap Tm	Diff	Gap	Time of Day
<b>(73) Imre REISIN</b>				
1	1:42.514	+4.067		16:24:49.696
2	<b>1:38.447</b>	-4.067		16:26:28.143
3	1:38.971	+0.524	+0.524	16:28:07.114
4	1:39.047	+0.600	+0.076	16:29:46.161
5	1:39.267	+0.820	+0.220	16:31:25.428
6	1:39.333	+0.886	+0.066	16:33:04.761
7	1:39.105	+0.658	-0.228	16:34:43.866
8	1:38.623	+0.176	-0.482	16:36:22.489
9	1:38.680	+0.233	+0.057	16:38:01.169
10	1:39.107	+0.660	+0.427	16:39:40.276
<b>Best Tm: 1:38.447</b>				

Lap	Lap Tm	Diff	Gap	Time of Day
<b>(27) Americo JÖFFERT</b>				
1	1:45.119	+3.257		16:24:51.627
2	<b>1:41.862</b>	-3.257		16:26:33.489
<b>Best Tm: 1:41.862</b>				

Lap	Lap Tm	Diff	Gap	Time of Day
<b>(69) Enar-Klaus KUNMAN</b>				
<b>Best Tm:</b>				

# Superkrossi karikavõistluste VIII etapp

## Lapchart

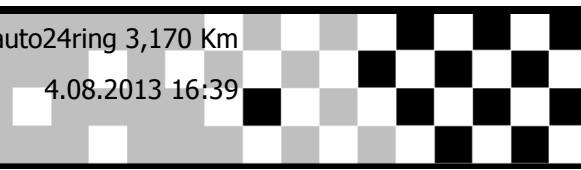
Superkross - Vabaklass 2WD, Vabaklass 4WD

www.auto24ring.ee auto24ring 3,170 Km

Vabaklass 2WD, Vabaklass 4WD - race 2 - 10 laps

4.08.2013 16:39

Race (10 Laps) started at 16:23:03



Competitors	Laps											
	0	1	2	3	4	5	6	7	8	9	10	
Kairo KALLAS (8)	1	8	8	8	8	8	8	8	8	8	8	8
Peeter PEEK (34)	2	34	34	34	34	34	34	34	34	34	34	34
Enar-Klaus KUNMAN (69)	3	69	80	80	80	80	80	80	80	80	80	80
Remo RAUDSEPP (80)	4	80	70	70	70	70	70	70	70	70	70	70
Tõnu PEEK (70)	5	70	5	5	5	5	5	5	5	5	5	5
Kersti LANG (81)	6	81	81	81	81	81	81	81	81	81	81	81
Erko ERISTE (5)	7	5	73	73	73	73	73	73	73	73	73	73
Ameriico JÖFFERT (27)	8	27	27	27	27	27	27	27	27	27	27	27
Imre REISIN (73)	9	73	73	73	73	73	73	73	73	73	73	73



## Superkrossi karikavõistluste VIII etapp

Superkross - Vabaklass 2WD, Vabaklass 4WD

www.auto24ring.ee auto24ring 3,170 Km

Vabaklass 2WD - 1 + 2 punktid

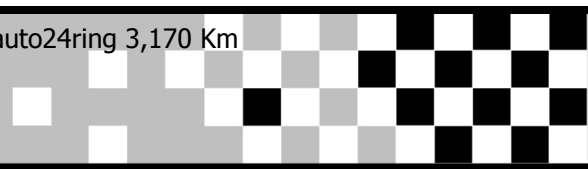
Pos	No.	Name	Race Team	Make	R1.	R2.	Total points
1	8	Kairo KALLAS	Erki Sport	Honda Civic	1	1	2
2	34	Peeter PEEK	Erki Sport	Honda Civic	2	2	4
3	80	Remo RAUDSEPP	ProRex Racing	BMW 325i	4	3	7
4	70	Tõnu PEEK	Ligur Racing	Honda Civic	5	4	9
5	5	Erko ERISTE	Erki Sport	Lada Samara	6	5	11
6	69	Enar-Klaus KUNMAN	AMK Ligur Racing	BMW 325i	3	8	11
7	81	Kersti LANG	ProRex Racing	BMW 325i	7	6	13
8	73	Imre REISIN	ProRex Racing	Audi Coupe	8	7	15

## Superkrossi karikavõistluste VIII etapp

Superkross - Vabaklass 2WD, Vabaklass 4WD

www.auto24ring.ee auto24ring 3,170 Km

Vabaklass 4WD - 1 + 2 punktid



Pos	No.	Name	Race Team	Make	R1.	R2.	Total points
1	27	Ameriico JÖFFERT	Optitrans	Subaru Impreza	1	1	2