

SuperCar / Super1600 / Junior1600 / TouringCar

Misso Rallycross Track 1,140 Km

Warm Up / Practice

13.07.2013 08:20

Practice started at 8:50:16

Pos	No.	Name	Nat	Race Team	Car	Best Tm	Diff	Laps	In Lap	Best Speed
1	4	Priit REBANE	EST	AMK Ligur Racing	Lada Samara	56.750		7	7	72,317
2	2	Arvo KASK	EST	Yellow Racing	Volkswagen Golf 2	56.787	0.037	7	5	72,270
3	55	Jaan PETTAI	EST	AMK Ligur Racing	Lada Samara	56.914	0.164	7	6	72,109
4	3	Andre KURG	EST	AMK Ligur Racing	Lada Samara	57.512	0.762	7	6	71,359
5	6	Imre KARU	EST	Yellow Racing	Lada Samara	58.122	1.372	7	6	70,610
6	15	Artur METSARE	EST	Yellow Racing	Lada Samara	58.247	1.497	7	6	70,459
7	11	Erki LIND	EST	Reinsalu Sport	Ford Fiesta	58.372	1.622	7	7	70,308
8	19	Urmo LUTS	EST	G.M. Racing	Volkswagen Golf 2	58.828	2.078	7	6	69,763
9	26	Mihkel VARUL	EST	Erki Sport	Volkswagen Golf 2	59.367	2.617	7	7	69,129
10	23	Mart TIKKERBÄR	EST	Yellow Racing	Honda Civic	59.774	3.024	7	5	68,659
11	21	Casper EERIKSON	EST	Yellow Racing	Seat Ibiza Kitcar	59.909	3.159	7	5	68,504

RALLIKROSS - Olerex Eesti MV V etapp

SuperCar / Super1600 / Junior1600 / TouringCar

Misso Rallycross Track 1,140 Km

Warm Up / Practice

13.07.2013 08:20

Practice started at 8:50:16

Lap	Lap Tm	Diff	Gap	Time of Day
-----	--------	------	-----	-------------

(4) Priit REBANE

1	57.907	+1.157		9:11:05.522
2	1:04.984	+8.234	+7.077	9:12:10.506
3	58.682	+1.932	-6.302	9:13:09.188
4	27:59.984	+27:03.234	7:01.302	9:41:09.172
5	56.778	+0.028	7:03.206	9:42:05.950
6	1:03.448	+6.698	+6.670	9:43:09.398
7	56.750		-6.698	9:44:06.148

Best Tm: 56.750

(2) Arvo KASK

1	59.643	+2.856		8:56:16.421
2	1:03.897	+7.110	+4.254	8:57:20.318
3	58.659	+1.872	-5.238	8:58:18.977
4	38:23.805	+37:27.018	7:25.146	9:36:42.782
5	56.787		7:27.018	9:37:39.569
6	1:02.301	+5.514	+5.514	9:38:41.870
7	57.233	+0.446	-5.068	9:39:39.103

Best Tm: 56.787

(55) Jaan PETTAI

1	1:05.601	+8.687		9:11:23.265
2	58.100	+1.186	-7.501	9:12:21.365
3	58.905	+1.991	+0.805	9:13:20.270
4	27:37.869	+26:40.955	6:38.964	9:40:58.139
5	1:02.846	+5.932	6:35.023	9:42:00.985
6	56.914		-5.932	9:42:57.899
7	56.961	+0.047	+0.047	9:43:54.860

Best Tm: 56.914

(3) Andre KURG

1	1:02.035	+4.523		9:24:24.669
2	1:03.018	+5.506	+0.983	9:25:27.687
3	58.013	+0.501	-5.005	9:26:25.700
4	24:35.090	+23:37.578	3:37.077	9:51:00.790
5	1:01.967	+4.455	3:33.123	9:52:02.757
6	57.512		-4.455	9:53:00.269
7	1:03.575	+6.063	+6.063	9:54:03.844

Best Tm: 57.512

(6) Imre KARU

1	1:00.736	+2.614		9:06:52.606
2	1:05.279	+7.157	+4.543	9:07:57.885
3	1:05.347	+7.225	+0.068	9:09:03.232
4	27:17.754	+26:19.632	6:12.407	9:36:20.986
5	59.412	+1.290	6:18.342	9:37:20.398
6	58.122		-1.290	9:38:18.520
7	59.279	+1.157	+1.157	9:39:17.799

Best Tm: 58.122

(15) Artur METSARE

1	1:08.602	+10.355		9:07:12.011
2	1:01.449	+3.202	-7.153	9:08:13.460
3	1:01.905	+3.658	+0.456	9:09:15.365
4	41:32.604	+40:34.357	0:30.699	9:50:47.969
5	1:06.747	+8.500	0:25.857	9:51:54.716
6	58.247		-8.500	9:52:52.963
7	58.571	+0.324	+0.324	9:53:51.534

Best Tm: 58.247

(11) Erki LIND

1	1:01.056	+2.684		9:01:03.376
2	59.535	+1.163	-1.521	9:02:02.911
3	1:04.835	+6.463	+5.300	9:03:07.746
4	24:38.275	+23:39.903	3:33.440	9:27:46.021
5	59.320	+0.948	3:38.955	9:28:45.341

Lap	Lap Tm	Diff	Gap	Time of Day
-----	--------	------	-----	-------------

6	1:04.354	+5.982	+5.034	9:29:49.695
7	58.372		-5.982	9:30:48.067

Best Tm: 58.372

(19) Urmo LUTS

1	1:01.656	+2.828		9:11:33.314
2	1:00.262	+1.434	-1.394	9:12:33.576
3	1:04.639	+5.811	+4.377	9:13:38.215
4	14:29.937	+13:31.109	3:25.298	9:28:08.152
5	1:00.427	+1.599	3:29.510	9:29:08.579
6	58.828		-1.599	9:30:07.407
7	1:05.288	+6.460	+6.460	9:31:12.695

Best Tm: 58.828

(26) Mihkel VARUL

1	1:01.270	+1.903		8:55:58.210
2	1:01.183	+1.816	-0.087	8:56:59.393
3	1:02.694	+3.327	+1.511	8:58:02.087
4	38:50.698	+37:51.331	7:48.004	9:36:52.785
5	1:08.423	+9.056	7:42.275	9:38:01.208
6	59.937	+0.570	-8.486	9:39:01.145
7	59.367		-0.570	9:40:00.512

Best Tm: 59.367

(23) Mart TIKKERBÄR

1	1:01.881	+2.107		9:01:14.913
2	1:07.309	+7.535	+5.428	9:02:22.222
3	1:00.306	+0.532	-7.003	9:03:22.528
4	20:24.378	+19:24.604	9:24.072	9:23:46.906
5	59.774		9:24.604	9:24:46.680
6	1:08.212	+8.438	+8.438	9:25:54.892
7	1:00.829	+1.055	-7.383	9:26:55.721

Best Tm: 59.774

(21) Casper EERIKSON

1	1:03.114	+3.205		8:56:31.687
2	1:02.003	+2.094	-1.111	8:57:33.690
3	1:09.413	+9.504	+7.410	8:58:43.103
4	29:13.469	+28:13.560	8:04.056	9:27:56.572
5	59.909		8:13.560	9:28:56.481
6	1:00.659	+0.750	+0.750	9:29:57.140
7	5:15.223	+4:15.314	4:14.564	9:35:12.363

Best Tm: 59.909

Super1600 / Junior1600

Misso Rallycross Track 1,140 Km

Qualification 3 laps

13.07.2013 10:45


Qualifying started at 10:47:10

Pos	No.	Name	Nat	Race Team	Car	Best Tm	Diff	Laps	In Lap	Best Speed
1	2	Arvo KASK	EST	Yellow Racing	Volkswagen Golf 2	56.395		3	2	72,772
2	55	Jaan PETTAI	EST	AMK Ligur Racing	Lada Samara	56.594	0.199	3	2	72,517
3	4	Priit REBANE	EST	AMK Ligur Racing	Lada Samara	56.801	0.406	3	2	72,252
4	11	Erki LIND	EST	Reinsalu Sport	Ford Fiesta	57.071	0.676	3	1	71,910
5	19	Urmo LUTS	EST	G.M. Racing	Volkswagen Golf 2	58.247	1.852	3	3	70,459
6	6	Imre KARU	EST	Yellow Racing	Lada Samara	58.339	1.944	3	2	70,347
7	3	Andre KURG	EST	AMK Ligur Racing	Lada Samara	58.770	2.375	3	2	69,832
8	15	Artur METSARE	EST	Yellow Racing	Lada Samara	59.042	2.647	3	3	69,510
9	21	Casper EERIKSON	EST	Yellow Racing	Seat Ibiza Kitcar	59.649	3.254	3	1	68,802
10	23	Mart TIKKERBÄR	EST	Yellow Racing	Honda Civic	59.746	3.351	3	2	68,691
11	26	Mihkel VARUL	EST	Erki Sport	Volkswagen Golf 2	1:00.702	4.307	3	2	67,609

RALLIKROSS - Olerex Eesti MV V etapp

Misso Rallycross Track 1,140 Km

13.07.2013 10:45



Super1600 / Junior1600

Qualification 3 laps

Qualifying started at 10:47:10

Lap	Lap Tm	Diff	Gap	Time of Day
(2) Arvo KASK				
1	56.710	+0.315		10:56:46.139
2	56.395	-0.315		10:57:42.534
3	58.655	+2.260	+2.260	10:58:41.189
Best Tm: 56.395				
(55) Jaan PETTAI				
1	58.244	+1.650		10:52:44.703
2	56.594	-1.650		10:53:41.297
3	57.145	+0.551	+0.551	10:54:38.442
Best Tm: 56.594				
(4) Priit REBANE				
1	57.623	+0.822		10:57:00.512
2	56.801	-0.822		10:57:57.313
3	57.711	+0.910	+0.910	10:58:55.024
Best Tm: 56.801				
(11) Erki LIND				
1	57.071			10:52:54.962
2	57.128	+0.057	+0.057	10:53:52.090
3	57.239	+0.168	+0.111	10:54:49.329
Best Tm: 57.071				
(19) Urmo LUTS				
1	1:00.398	+2.151		10:53:08.594
2	58.437	+0.190	-1.961	10:54:07.031
3	58.247	-0.190		10:55:05.278
Best Tm: 58.247				
(6) Imre KARU				
1	59.018	+0.679		10:48:50.086
2	58.339	-0.679		10:49:48.425
3	58.994	+0.655	+0.655	10:50:47.419
Best Tm: 58.339				
(3) Andre KURG				
1	1:00.191	+1.421		10:52:33.527
2	58.770	-1.421		10:53:32.297
3	59.295	+0.525	+0.525	10:54:31.592
Best Tm: 58.770				
(15) Artur METSARE				
1	1:00.354	+1.312		10:48:16.096
2	59.711	+0.669	-0.643	10:49:15.807
3	59.042	-0.669		10:50:14.849
Best Tm: 59.042				
(21) Casper EERIKSON				
1	59.649			10:57:15.104
2	59.784	+0.135	+0.135	10:58:14.888
3	1:00.518	+0.869	+0.734	10:59:15.406
Best Tm: 59.649				
(23) Mart TIKKERBÄR				
1	59.781	+0.035		10:48:26.944
2	59.746	-0.035		10:49:26.690
3	1:00.279	+0.533	+0.533	10:50:26.969
Best Tm: 59.746				
(26) Mihkel VARUL				
1	1:01.366	+0.664		10:48:39.608

Lap	Lap Tm	Diff	Gap	Time of Day
2	1:00.702		-0.664	10:49:40.310
3	1:00.762	+0.060	+0.060	10:50:41.072
Best Tm: 1:00.702				

Lap	Lap Tm	Diff	Gap	Time of Day
-----	--------	------	-----	-------------

RALLIKROSS - Olerex Eesti MV V etapp
Sorted on Laps

Super1600 / Junior1600

Misso Rallycross Track 1,140 Km

Heat 1 - 4 laps - 1. start

13.07.2013 11:20

Race (4 Laps) started at 11:31:58

Pos	No.	Name	Nat	Race Team	Car	Laps	Total Tm	Diff	Best Tm
1	21	Casper EERIKSON	EST	Yellow Racing	Seat Ibiza Kitcar	4	4:25.157		1:02.393
2	15	Artur METSARE	EST	Yellow Racing	Lada Samara	4	4:28.222	3.065	1:03.464
3	26	Mihkel VARUL	EST	Erki Sport	Volkswagen Golf 2	4	4:32.324	7.167	1:03.961

Not classified

DNF	23	Mart TIKKERBÄR	EST	Yellow Racing	Honda Civic		14.976	DNF	
-----	----	----------------	-----	---------------	-------------	--	--------	-----	--

Announcements

nr. 23 vale start + 10 sekundit üldajale

Margin of Victory	Avg. Speed	Best Lap Tm	Best Speed	Best Lap by
3.065	61,910	1:02.393	65,777	21 - Casper EERIKSON

Organiser: Rallikrossi Arenduse MTÜ

Orbits

Clerk of the Course: Ain Brunfeldt

Secretar of the Meeting: Merike Kask

Chief Timekeeper: Asper Leppik

Printed: 15.07.2013 10:11:50

RALLIKROSS - Olerex Eesti MV V etapp

Super1600 / Junior1600

Misso Rallycross Track 1,140 Km

Heat 1 - 4 laps - 1. start

13.07.2013 11:20

Race (4 Laps) started at 11:31:58

Lap Lap Tm Diff Gap Time of Day

(21) Casper EERIKSON

1	1:02.393			11:33:06.016
2	1:09.871	+7.478	+7.478	11:34:15.887
3	1:04.574	+2.181	-5.297	11:35:20.461
4	1:03.652	+1.259	-0.922	11:36:24.113

Best Tm: **1:02.393**

(15) Artur METSARE

1	1:09.655	+6.191		11:33:13.526
2	1:06.029	+2.565	-3.626	11:34:19.555
3	1:03.464		-2.565	11:35:23.019
4	1:04.159	+0.695	+0.695	11:36:27.178

Best Tm: **1:03.464**

(26) Mihkel VARUL

1	1:06.570	+2.609		11:33:10.824
2	1:04.190	+0.229	-2.380	11:34:15.014
3	1:12.305	+8.344	+8.115	11:35:27.319
4	1:03.961		-8.344	11:36:31.280

Best Tm: **1:03.961**

(23) Mart TIKKERBÄR

Best Tm:

Lap Lap Tm Diff Gap Time of Day

Lap Lap Tm Diff Gap Time of Day

Super1600 / Junior1600

Misso Rallycross Track 1,140 Km

Heat 1 - 4 laps - 1. start

13.07.2013 11:20

Race (4 Laps) started at 11:31:58

Competitors

Laps

	0	1	2	3	4	
Casper EERIKSON (21)	1	21	21	26	21	21
Artur METSARE (15)	2	15	26	21	15	15
Mart TIKKERBÄR (23)	3	23	15	15	26	26
Mihkel VARUL (26)	4	26				

RALLIKROSS - Olerex Eesti MV V etapp
Sorted on Laps

Super1600 / Junior1600

Misso Rallycross Track 1,140 Km

Heat 1 - 4 laps - 2. start

13.07.2013 11:25

Race (4 Laps) started at 11:40:11

Pos	No.	Name	Nat	Race Team	Car	Laps	Total Tm	Diff	Best Tm
1	3	Andre KURG	EST	AMK Ligur Racing	Lada Samara	4	4:07.778		58.877
2	11	Erki LIND	EST	Reinsalu Sport	Ford Fiesta	4	4:14.036	6.258	1:00.386
3	6	Imre KARU	EST	Yellow Racing	Lada Samara	4	4:17.312	9.534	1:00.658

Not classified

DNF	19	Urmo LUTS	EST	G.M. Racing	Volkswagen Golf 2	1	1:11.207	DNF	1:06.094
-----	----	-----------	-----	-------------	-------------------	---	----------	-----	----------

Margin of Victory
Avg. Speed
Best Lap Tm
Best Speed
Best Lap by

6.258

66,253

58.877

69,705

3 - Andre KURG

Organiser: Rallikrossi Arenduse MTÜ

Orbits

Clerk of the Course: Ain Brunfeldt

Secretar of the Meeting: Merike Kask


Chief Timekeeper: Asper Leppik

Printed: 15.07.2013 10:12:05

RALLIKROSS - Olerex Eesti MV V etapp

Misso Rallycross Track 1,140 Km

13.07.2013 11:25



Super1600 / Junior1600

Heat 1 - 4 laps - 2. start

Race (4 Laps) started at 11:40:11

Lap Lap Tm Diff Gap Time of Day

Lap	Lap Tm	Diff	Gap	Time of Day
(3) Andre KURG				
1	58.877			11:41:15.503
2	58.878	+0.001	+0.001	11:42:14.381
3	1:05.674	+6.797	+6.796	11:43:20.055
4	59.489	+0.612	-6.185	11:44:19.544
Best Tm: 58.877				

Lap	Lap Tm	Diff	Gap	Time of Day
(11) Erki LIND				
1	1:01.226	+0.840		11:41:17.833
2	1:01.274	+0.888	+0.048	11:42:19.107
3	1:06.309	+5.923	+5.035	11:43:25.416
4	1:00.386	-5.923		11:44:25.802
Best Tm: 1:00.386				

Lap	Lap Tm	Diff	Gap	Time of Day
(6) Imre KARU				
1	1:02.888	+2.230		11:41:19.700
2	1:07.918	+7.260	+5.030	11:42:27.618
3	1:00.658	-7.260		11:43:28.276
4	1:00.802	+0.144	+0.144	11:44:29.078
Best Tm: 1:00.658				

Lap	Lap Tm	Diff	Gap	Time of Day
(19) Urmo LUTS				
1	1:06.094			11:41:22.973
Best Tm: 1:06.094				

Lap Lap Tm Diff Gap Time of Day

Lap Lap Tm Diff Gap Time of Day

Super1600 / Junior1600

Misso Rallycross Track 1,140 Km

Heat 1 - 4 laps - 2. start

13.07.2013 11:25

Race (4 Laps) started at 11:40:11



Competitors	Laps					
	0	1	2	3	4	
Erki LIND (11)	1	11	3	3	3	3
Andre KURG (3)	2	3	11	11	11	11
Imre KARU (6)	3	6	6	6	6	6
Urmo LUTS (19)	4	19	19			

RALLIKROSS - Olerex Eesti MV V etapp
Sorted on Laps

Super1600 / Junior1600

Misso Rallycross Track 1,140 Km

Heat 1 - 4 laps - 3. start

13.07.2013 11:30

Race (4 Laps) started at 11:45:20

Pos	No.	Name	Nat	Race Team	Car	Laps	Total Tm	Diff	Best Tm
1	2	Arvo KASK	EST	Yellow Racing	Volkswagen Golf 2	4	4:03.796		58.168
2	4	Priit REBANE	EST	AMK Ligur Racing	Lada Samara	4	4:09.039	5.243	59.279
3	55	Jaan PETTAI	EST	AMK Ligur Racing	Lada Samara	4	4:10.032	6.236	58.974

Margin of Victory	Avg. Speed	Best Lap Tm	Best Speed	Best Lap by
5.243	67,335	58.168	70,554	2 - Arvo KASK

Organiser: Rallikrossi Arenduse MTÜ

Orbits

Clerk of the Course: Ain Brunfeldt

Secretar of the Meeting: Merike Kask


Chief Timekeeper: Asper Leppik

Printed: 15.07.2013 10:12:20

RALLIKROSS - Olerex Eesti MV V etapp

Misso Rallycross Track 1,140 Km

13.07.2013 11:30



Super1600 / Junior1600

Heat 1 - 4 laps - 3. start

Race (4 Laps) started at 11:45:20

Lap Lap Tm Diff Gap Time of Day

Lap	Lap Tm	Diff	Gap	Time of Day
(2) Arvo KASK				
1	58.285	+0.117		11:46:23.345
2	58.168	-0.117		11:47:21.513
3	1:04.520	+6.352	+6.352	11:48:26.033
4	58.190	+0.022	-6.330	11:49:24.223
Best Tm: 58.168				

Lap	Lap Tm	Diff	Gap	Time of Day
(4) Priit REBANE				
1	1:00.425	+1.146		11:46:25.532
2	1:05.330	+6.051	+4.905	11:47:30.862
3	59.279	-6.051		11:48:30.141
4	59.325	+0.046	+0.046	11:49:29.466
Best Tm: 59.279				

Lap	Lap Tm	Diff	Gap	Time of Day
(55) Jaan PETTAI				
1	1:08.128	+9.154		11:46:33.057
2	59.284	+0.310	-8.844	11:47:32.341
3	58.974	-0.310		11:48:31.315
4	59.144	+0.170	+0.170	11:49:30.459
Best Tm: 58.974				

Lap Lap Tm Diff Gap Time of Day

Lap Lap Tm Diff Gap Time of Day

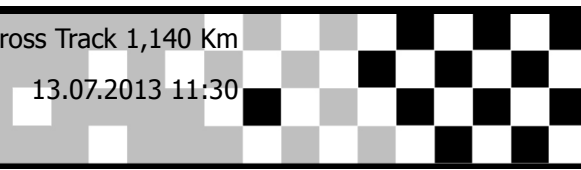
Super1600 / Junior1600

Misso Rallycross Track 1,140 Km

Heat 1 - 4 laps - 3. start

13.07.2013 11:30

Race (4 Laps) started at 11:45:20



Competitors	Laps					
	0	1	2	3	4	
Jaan PETTAI (55)	1	55	2	2	2	2
Arvo KASK (2)	2	2	4	4	4	4
Priit REBANE (4)	3	4	55	55	55	55

RALLIKROSS - Olerex Eesti MV V etapp

Super1600 / Junior1600

Misso Rallycross Track 1,140 Km

1st Qualifying Heat

Pos	No.	Name	R1.	R2.	R3.	Diff	Points
1	2	Arvo KASK	-	-	4 [4:03.796]		1
2	3	Andre KURG	-	4 [4:07.778]	-	3.982	2
3	4	Priit REBANE	-	-	4 [4:09.039]	5.243	3
4	55	Jaan PETTAI	-	-	4 [4:10.032]	6.236	4
5	11	Erki LIND	-	4 [4:14.036]	-	10.240	5
6	6	Imre KARU	-	4 [4:17.312]	-	13.516	6
7	21	Casper EERIKSON	4 [4:25.157]	-	-	21.361	7
8	15	Artur METSARE	4 [4:28.222]	-	-	24.426	8
9	26	Mihkel VARUL	4 [4:32.324]	-	-	28.528	9
DNF	19	Urmo LUTS	-	-	-		80
DNF	23	Mart TIKKERBÄR	-	-	-		80

Announcements

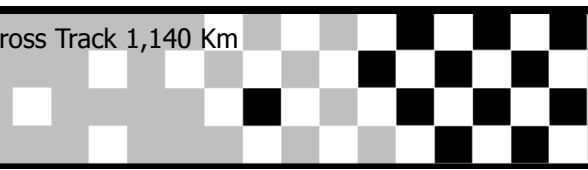
nr. 23 vale start + 10 sekundit üldajale

RALLIKROSS - Olerex Eesti MV V etapp

Super1600 / Junior1600

Misso Rallycross Track 1,140 Km

1 Points



Pos	No.	Name	Race Team	Car	M1.	Total points
1	2	Arvo KASK	Yellow Racing	Volkswagen Golf 2	1	1
2	3	Andre KURG	AMK Ligur Racing	Lada Samara	2	2
3	4	Priit REBANE	AMK Ligur Racing	Lada Samara	3	3
4	55	Jaan PETTAI	AMK Ligur Racing	Lada Samara	4	4
5	11	Erki LIND	Reinsalu Sport	Ford Fiesta	5	5
6	6	Imre KARU	Yellow Racing	Lada Samara	6	6
7	21	Casper EERIKSON	Yellow Racing	Seat Ibiza Kitcar	7	7
8	15	Artur METSARE	Yellow Racing	Lada Samara	8	8
9	26	Mihkel VARUL	Erki Sport	Volkswagen Golf 2	9	9
DNF	19	Urmo LUTS	G.M. Racing	Volkswagen Golf 2	80	80
DNF	23	Mart TIKKERBÄR	Yellow Racing	Honda Civic	80	80

RALLIKROSS - Olerex Eesti MV V etapp
Sorted on Laps

Super1600 / Junior1600

Misso Rallycross Track 1,140 Km

Heat 2 - 4 laps - 1. start

13.07.2013 12:35

Race (4 Laps) started at 12:45:14

Pos	No.	Name	Nat	Race Team	Car	Laps	Total Tm	Diff	Best Tm
1	19	Urmo LUTS	EST	G.M. Racing	Volkswagen Golf 2	4	4:08.439		57.219
2	15	Artur METSARE	EST	Yellow Racing	Lada Samara	4	4:10.321	1.882	59.695
3	26	Mihkel VARUL	EST	Erki Sport	Volkswagen Golf 2	4	4:10.908	2.469	58.910
4	23	Mart TIKKERBÄR	EST	Yellow Racing	Honda Civic	4	4:18.660	10.221	58.957

Announcements

nr. 23 vale start + 10 sekundit üldajale

Margin of Victory	Avg. Speed	Best Lap Tm	Best Speed	Best Lap by
1.882	66,077	57.219	71,724	19 - Urmo LUTS

Organiser: Rallikrossi Arenduse MTÜ

Orbits

Clerk of the Course: Ain Brunfeldt

Secretar of the Meeting: Merike Kask


Chief Timekeeper: Asper Leppik

Printed: 15.07.2013 10:12:48

RALLIKROSS - Olerex Eesti MV V etapp

Misso Rallycross Track 1,140 Km

13.07.2013 12:35



Super1600 / Junior1600

Heat 2 - 4 laps - 1. start

Race (4 Laps) started at 12:45:14

Lap Lap Tm Diff Gap Time of Day

Lap	Lap Tm	Diff	Gap	Time of Day
(19) Urmo LUTS				
1	57.352	+0.133		12:46:16.707
2	1:00.581	+3.362	+3.229	12:47:17.288
3	57.219	-3.362		12:48:14.507
4	1:08.462	+11.243	+11.243	12:49:22.969
Best Tm: 57.219				

Lap	Lap Tm	Diff	Gap	Time of Day
(15) Artur METSARE				
1	59.695			12:46:19.113
2	59.977	+0.282	+0.282	12:47:19.090
3	1:05.454	+5.759	+5.477	12:48:24.544
4	1:00.307	+0.612	-5.147	12:49:24.851
Best Tm: 59.695				

Lap	Lap Tm	Diff	Gap	Time of Day
(26) Mihkel VARUL				
1	1:07.739	+8.829		12:46:27.397
2	58.910	-8.829		12:47:26.307
3	58.956	+0.046	+0.046	12:48:25.263
4	1:00.175	+1.265	+1.219	12:49:25.438
Best Tm: 58.910				

Lap	Lap Tm	Diff	Gap	Time of Day
(23) Mart TIKKERBÄR				
1	1:06.540	+7.583		12:46:25.977
2	58.957	-7.583		12:47:24.934
3	58.997	+0.040	+0.040	12:48:23.931
4	59.259	+0.302	+0.262	12:49:23.190
Best Tm: 58.957				

Lap Lap Tm Diff Gap Time of Day

Lap Lap Tm Diff Gap Time of Day

Super1600 / Junior1600

Misso Rallycross Track 1,140 Km

Heat 2 - 4 laps - 1. start

13.07.2013 12:35

Race (4 Laps) started at 12:45:14

Competitors	Laps					
	0	1	2	3	4	
Urmo LUTS (19)	1	19	19	19	19	19
Artur METSARE (15)	2	15	15	15	23	23
Mart TIKKERBÄR (23)	3	23	23	23	15	15
Mihkel VARUL (26)	4	26	26	26	26	26

RALLIKROSS - Olerex Eesti MV V etapp
Sorted on Laps

Super1600 / Junior1600

Misso Rallycross Track 1,140 Km

Heat 2 - 4 laps - 2. start

13.07.2013 12:40

Race (4 Laps) started at 12:50:12

Pos	No.	Name	Nat	Race Team	Car	Laps	Total Tm	Diff	Best Tm
1	55	Jaan PETTAI	EST	AMK Ligur Racing	Lada Samara	4	3:57.573		56.195
2	11	Erki LIND	EST	Reinsalu Sport	Ford Fiesta	4	4:01.317	3.744	57.386
3	6	Imre KARU	EST	Yellow Racing	Lada Samara	4	4:04.750	7.177	57.415
4	21	Casper EERIKSON	EST	Yellow Racing	Seat Ibiza Kitcar	4	4:06.897	9.324	58.413

Announcements

Casper Eerikson + 1 lisapunkt EMV arvestuses parima üldvooruga aja eest

Margin of Victory	Avg. Speed	Best Lap Tm	Best Speed	Best Lap by
3.744	69,099	56.195	73,031	55 - Jaan PETTAI

Organiser: Rallikrossi Arenduse MTÜ

Orbits

Clerk of the Course: Ain Brunfeldt

Secretar of the Meeting: Merike Kask


Chief Timekeeper: Asper Leppik

Printed: 15.07.2013 10:13:04

RALLIKROSS - Olerex Eesti MV V etapp

Misso Rallycross Track 1,140 Km

13.07.2013 12:40



Super1600 / Junior1600

Heat 2 - 4 laps - 2. start

Race (4 Laps) started at 12:50:12

Lap Lap Tm Diff Gap Time of Day

Lap	Lap Tm	Diff	Gap	Time of Day
(55) Jaan PETTAI				
1	56.195			12:51:12.996
2	57.089	+0.894	+0.894	12:52:10.085
3	56.921	+0.726	-0.168	12:53:07.006
4	1:02.713	+6.518	+5.792	12:54:09.719
Best Tm: 56.195				

Lap	Lap Tm	Diff	Gap	Time of Day
(11) Erki LIND				
1	57.744	+0.358		12:51:14.733
2	1:02.768	+5.382	+5.024	12:52:17.501
3	57.386	-5.382		12:53:14.887
4	58.576	+1.190	+1.190	12:54:13.463
Best Tm: 57.386				

Lap	Lap Tm	Diff	Gap	Time of Day
(6) Imre KARU				
1	1:06.394	+8.979		12:51:23.643
2	57.415	-8.979		12:52:21.058
3	57.592	+0.177	+0.177	12:53:18.650
4	58.246	+0.831	+0.654	12:54:16.896
Best Tm: 57.415				

Lap	Lap Tm	Diff	Gap	Time of Day
(21) Casper EERIKSON				
1	58.671	+0.258		12:51:15.833
2	59.359	+0.946	+0.688	12:52:15.192
3	1:05.438	+7.025	+6.079	12:53:20.630
4	58.413	-7.025		12:54:19.043
Best Tm: 58.413				

Lap Lap Tm Diff Gap Time of Day

Lap Lap Tm Diff Gap Time of Day

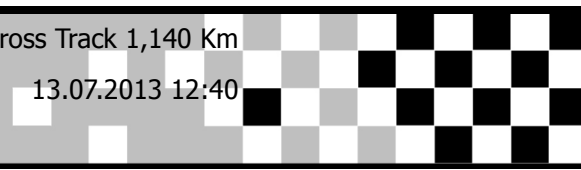
Super1600 / Junior1600

Misso Rallycross Track 1,140 Km

Heat 2 - 4 laps - 2. start

13.07.2013 12:40

Race (4 Laps) started at 12:50:12



Competitors	Laps					
	0	1	2	3	4	
Jaan PETTAL (55)	1	55	55	55	55	55
Erki LIND (11)	2	11	11	21	11	11
Casper EERIKSON (21)	3	21	21	11	6	6
Imre KARU (6)	4	6	6	6	21	21

RALLIKROSS - Olerex Eesti MV V etapp
Sorted on Laps

Super1600 / Junior1600

Misso Rallycross Track 1,140 Km

Heat 2 - 4 laps - 3. start

13.07.2013 12:45

Race (4 Laps) started at 12:55:37

Pos	No.	Name	Nat	Race Team	Car	Laps	Total Tm	Diff	Best Tm
1	2	Arvo KASK	EST	Yellow Racing	Volkswagen Golf 2	4	3:56.998		56.261
2	3	Andre KURG	EST	AMK Ligur Racing	Lada Samara	4	3:58.236	1.238	55.938
3	4	Priit REBANE	EST	AMK Ligur Racing	Lada Samara	4	4:06.059	9.061	57.308

Announcements

Arvo Kask + 1 lisapunkt EMV arvestuses parima üldvooruga aja eest

Margin of Victory	Avg. Speed	Best Lap Tm	Best Speed	Best Lap by
1.238	69,266	55.938	73,367	3 - Andre KURG

Organiser: Rallikrossi Arenduse MTÜ

Orbits

Clerk of the Course: Ain Brunfeldt

Secretar of the Meeting: Merike Kask


Chief Timekeeper: Asper Leppik

Printed: 15.07.2013 10:13:19

RALLIKROSS - Olerex Eesti MV V etapp

Misso Rallycross Track 1,140 Km

13.07.2013 12:45



Super1600 / Junior1600

Heat 2 - 4 laps - 3. start

Race (4 Laps) started at 12:55:37

Lap Lap Tm Diff Gap Time of Day

Lap	Lap Tm	Diff	Gap	Time of Day
(2) Arvo KASK				
1	57.412	+1.151		12:56:39.746
2	56.261	-1.151		12:57:36.007
3	56.346	+0.085	+0.085	12:58:32.353
4	1:02.427	+6.166	+6.081	12:59:34.780
Best Tm: 56.261				

Lap	Lap Tm	Diff	Gap	Time of Day
(3) Andre KURG				
1	58.642	+2.704		12:56:41.009
2	1:02.067	+6.129	+3.425	12:57:43.076
3	55.938	-6.129		12:58:39.014
4	57.004	+1.066	+1.066	12:59:36.018
Best Tm: 55.938				

Lap	Lap Tm	Diff	Gap	Time of Day
(4) Priit REBANE				
1	1:04.298	+6.990		12:56:46.595
2	57.308	-6.990		12:57:43.903
3	59.009	+1.701	+1.701	12:58:42.912
4	1:00.929	+3.621	+1.920	12:59:43.841
Best Tm: 57.308				

Lap Lap Tm Diff Gap Time of Day

Lap Lap Tm Diff Gap Time of Day

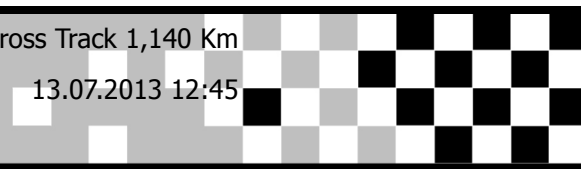
Super1600 / Junior1600

Misso Rallycross Track 1,140 Km

Heat 2 - 4 laps - 3. start

13.07.2013 12:45

Race (4 Laps) started at 12:55:37



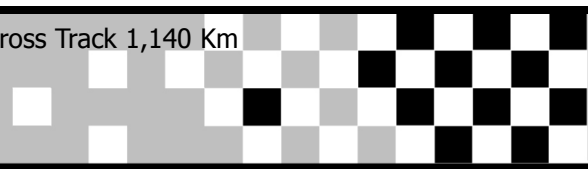
Competitors	Laps					
	0	1	2	3	4	
Priit REBANE (4)	1	4	2	2	2	2
Arvo KASK (2)	2	2	3	3	3	3
Andre KURG (3)	3	3	4	4	4	4

RALLIKROSS - Olerex Eesti MV V etapp

Super1600 / Junior1600

Misso Rallycross Track 1,140 Km

2nd Qualifying Heat



Pos	No.	Name	R1.	R2.	R3.	Diff	Points
1	2	Arvo KASK	-	-	4 [3:56.998]		1
2	55	Jaan PETTAI	-	4 [3:57.573]	-	0.575	2
3	3	Andre KURG	-	-	4 [3:58.236]	1.238	3
4	11	Erki LIND	-	4 [4:01.317]	-	4.319	4
5	6	Imre KARU	-	4 [4:04.750]	-	7.752	5
6	4	Priit REBANE	-	-	4 [4:06.059]	9.061	6
7	21	Casper EERIKSON	-	4 [4:06.897]	-	9.899	7
8	19	Urmo LUTS	4 [4:08.439]	-	-	11.441	8
9	15	Artur METSARE	4 [4:10.321]	-	-	13.323	9
10	26	Mihkel VARUL	4 [4:10.908]	-	-	13.910	10
11	23	Mart TIKKERBÄR	4 [4:18.660]	-	-	21.662	11

Announcements

nr. 23 vale start + 10 sekundit üldajale

Arvo Kask+ 1 lisapunkt EMV arvestuses parima üldvooru aja eest

Casper Eerikson + 1 lisapunkt EMV arvestuses parima üldvooru aja eest

Organiser: Rallikrossi Arenduse MTÜ

Orbits

Clerk of the Course: Ain Brunfeldt

Secretar of the Meeting: Merike Kask

Chief Timekeeper: Asper Leppik

Printed: 15.07.2013 10:13:33

RALLIKROSS - Olerex Eesti MV V etapp

Super1600 / Junior1600

Misso Rallycross Track 1,140 Km

1 + 2 Points

Pos	No.	Name	Race Team	Car	M1.	M2.	Total points
1	2	Arvo KASK	Yellow Racing	Volkswagen Golf 2	1	1	2
2	3	Andre KURG	AMK Ligur Racing	Lada Samara	2	3	5
3	55	Jaan PETTAI	AMK Ligur Racing	Lada Samara	4	2	6
4	11	Erki LIND	Reinsalu Sport	Ford Fiesta	5	4	9
5	4	Priit REBANE	AMK Ligur Racing	Lada Samara	3	6	9
6	6	Imre KARU	Yellow Racing	Lada Samara	6	5	11
7	21	Casper EERIKSON	Yellow Racing	Seat Ibiza Kitcar	7	7	14
8	15	Artur METSARE	Yellow Racing	Lada Samara	8	9	17
9	26	Mihkel VARUL	Erki Sport	Volkswagen Golf 2	9	10	19
10	19	Urmo LUTS	G.M. Racing	Volkswagen Golf 2	80	8	88
11	23	Mart TIKKERBÄR	Yellow Racing	Honda Civic	80	11	91

RALLIKROSS - Olerex Eesti MV V etapp
Sorted on Laps

Super1600 / Junior1600

Misso Rallycross Track 1,140 Km

Heat 3 - 4 laps - 1. start

13.07.2013 14:00

Race (4 Laps) started at 13:49:38

Pos	No.	Name	Nat	Race Team	Car	Laps	Total Tm	Diff	Best Tm
1	15	Artur METSARE	EST	Yellow Racing	Lada Samara	4	4:21.646		1:02.219
2	26	Mihkel VARUL	EST	Erki Sport	Volkswagen Golf 2	4	4:24.673	3.027	1:01.758
3	19	Urmo LUTS	EST	G.M. Racing	Volkswagen Golf 2	4	4:31.890	10.244	1:03.007

Not classified

DNF	23	Mart TIKKERBÄR	EST	Yellow Racing	Honda Civic	3	3:20.026	DNF	1:02.339
-----	----	----------------	-----	---------------	-------------	---	----------	-----	----------

Margin of Victory	Avg. Speed	Best Lap Tm	Best Speed	Best Lap by
3.027	62,741	1:01.758	66,453	26 - Mihkel VARUL

Organiser: Rallikrossi Arenduse MTÜ

Orbits

Clerk of the Course: Ain Brunfeldt

Secretar of the Meeting: Merike Kask


Chief Timekeeper: Asper Leppik

Printed: 15.07.2013 10:13:48

RALLIKROSS - Olerex Eesti MV V etapp

Misso Rallycross Track 1,140 Km

13.07.2013 14:00



Super1600 / Junior1600

Heat 3 - 4 laps - 1. start

Race (4 Laps) started at 13:49:38

Lap	Lap Tm	Diff	Gap	Time of Day
(15) Artur METSARE				
1	1:09.584	+7.365		13:50:53.406
2	1:02.645	+0.426	-6.939	13:51:56.051
3	1:02.219	-0.426		13:52:58.270
4	1:02.282	+0.063	+0.063	13:54:00.552
Best Tm: 1:02.219				

Lap	Lap Tm	Diff	Gap	Time of Day
(26) Mihkel VARUL				
1	1:05.429	+3.671		13:50:49.495
2	1:10.074	+8.316	+4.645	13:51:59.569
3	1:02.252	+0.494	-7.822	13:53:01.821
4	1:01.758	-0.494		13:54:03.579
Best Tm: 1:01.758				

Lap	Lap Tm	Diff	Gap	Time of Day
(19) Urmo LUTS				
1	1:10.174	+7.167		13:50:54.257
2	1:08.024	+5.017	-2.150	13:52:02.281
3	1:05.508	+2.501	-2.516	13:53:07.789
4	1:03.007	-2.501		13:54:10.796
Best Tm: 1:03.007				

Lap	Lap Tm	Diff	Gap	Time of Day
(23) Mart TIKKERBÄR				
1	1:02.970	+0.631		13:50:46.685
2	1:02.339	-0.631		13:51:49.024
3	1:09.908	+7.569	+7.569	13:52:58.932
Best Tm: 1:02.339				

Lap Lap Tm Diff Gap Time of Day

Lap Lap Tm Diff Gap Time of Day

Super1600 / Junior1600

Misso Rallycross Track 1,140 Km

Heat 3 - 4 laps - 1. start

13.07.2013 14:00

Race (4 Laps) started at 13:49:38

Competitors	Laps					
	0	1	2	3	4	
Mart TIKKERBÄR (23)	1	23	23	23	15	15
Artur METSARE (15)	2	15	26	15	23	26
Mihkel VARUL (26)	3	26	15	26	26	19
Urmo LUTS (19)	4	19	19	19	19	

RALLIKROSS - Olerex Eesti MV V etapp
Sorted on Laps

Super1600 / Junior1600

Misso Rallycross Track 1,140 Km

Heat 3 - 4 laps - 2. start

13.07.2013 14:10

Race (4 Laps) started at 13:58:36

Pos	No.	Name	Nat	Race Team	Car	Laps	Total Tm	Diff	Best Tm
1	4	Priit REBANE	EST	AMK Ligur Racing	Lada Samara	4	4:06.657		58.018
2	11	Erki LIND	EST	Reinsalu Sport	Ford Fiesta	4	4:07.163	0.506	57.490
3	6	Imre KARU	EST	Yellow Racing	Lada Samara	4	4:12.500	5.843	59.271
4	21	Casper EERIKSON	EST	Yellow Racing	Seat Ibiza Kitcar	4	4:15.486	8.829	1:00.285

 Announcements
 nr. 11 hoiatus

Margin of Victory	Avg. Speed	Best Lap Tm	Best Speed	Best Lap by
0.506	66,554	57.490	71,386	11 - Erki LIND

Organiser: Rallikrossi Arenduse MTÜ

Orbits

Clerk of the Course: Ain Brunfeldt

Secretar of the Meeting: Merike Kask


Chief Timekeeper: Asper Leppik

Printed: 15.07.2013 10:14:04

RALLIKROSS - Olerex Eesti MV V etapp

Misso Rallycross Track 1,140 Km

13.07.2013 14:10



Super1600 / Junior1600

Heat 3 - 4 laps - 2. start

Race (4 Laps) started at 13:58:36

Lap Lap Tm Diff Gap Time of Day

Lap	Lap Tm	Diff	Gap	Time of Day
(4) Priit REBANE				
1	59.989	+1.971		13:59:40.985
2	59.033	+1.015	-0.956	14:00:40.018
3	58.018	-1.015		14:01:38.036
4	1:05.084	+7.066	+7.066	14:02:43.120
Best Tm: 58.018				

Lap	Lap Tm	Diff	Gap	Time of Day
(11) Erki LIND				
1	1:07.356	+9.866		13:59:48.420
2	58.767	+1.277	-8.589	14:00:47.187
3	57.490	-1.277		14:01:44.677
4	58.949	+1.459	+1.459	14:02:43.626
Best Tm: 57.490				

Lap	Lap Tm	Diff	Gap	Time of Day
(6) Imre KARU				
1	1:01.293	+2.022		13:59:42.531
2	59.271	-2.022		14:00:41.802
3	1:07.006	+7.735	+7.735	14:01:48.808
4	1:00.155	+0.884	-6.851	14:02:48.963
Best Tm: 59.271				

Lap	Lap Tm	Diff	Gap	Time of Day
(21) Casper EERIKSON				
1	1:08.827	+8.542		13:59:50.127
2	1:00.404	+0.119	-8.423	14:00:50.531
3	1:00.285	-0.119		14:01:50.816
4	1:01.133	+0.848	+0.848	14:02:51.949
Best Tm: 1:00.285				

Lap Lap Tm Diff Gap Time of Day

Lap Lap Tm Diff Gap Time of Day

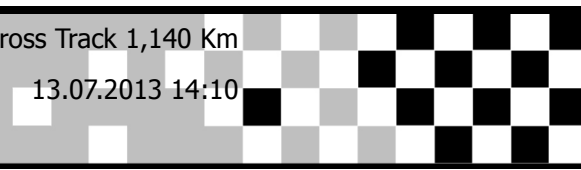
Super1600 / Junior1600

Misso Rallycross Track 1,140 Km

Heat 3 - 4 laps - 2. start

13.07.2013 14:10

Race (4 Laps) started at 13:58:36



Competitors	Laps				
	0	1	2	3	4
Priit REBANE (4)	1	4	4	4	4
Erki LIND (11)	2	11	6	6	11
Imre KARU (6)	3	6	11	11	6
Casper EERIKSON (21)	4	21	21	21	21

RALLIKROSS - Olerex Eesti MV V etapp
Sorted on Laps

Super1600 / Junior1600

Misso Rallycross Track 1,140 Km

Heat 3 - 4 laps - 3. start

13.07.2013 14:20

Race (4 Laps) started at 14:03:50

Pos	No.	Name	Nat	Race Team	Car	Laps	Total Tm	Diff	Best Tm
1	55	Jaan PETTAI	EST	AMK Ligur Racing	Lada Samara	4	3:58.809		56.564
2	3	Andre KURG	EST	AMK Ligur Racing	Lada Samara	4	4:02.564	3.755	57.666

Not classified

DNS	2	Arvo KASK	EST	Yellow Racing	Volkswagen Golf 2		0.000	DNS	
-----	---	-----------	-----	---------------	-------------------	--	-------	-----	--

Margin of Victory	Avg. Speed	Best Lap Tm	Best Speed	Best Lap by
3.755	68,741	56.564	72,555	55 - Jaan PETTAI

Organiser: Rallikrossi Arenduse MTÜ

Orbits

Clerk of the Course: Ain Brunfeldt

Secretar of the Meeting: Merike Kask

Chief Timekeeper: Asper Leppik

Printed: 15.07.2013 10:14:19

RALLIKROSS - Olerex Eesti MV V etapp

Super1600 / Junior1600

Misso Rallycross Track 1,140 Km

Heat 3 - 4 laps - 3. start

13.07.2013 14:20

Race (4 Laps) started at 14:03:50

Lap Lap Tm Diff Gap Time of Day

(55) Jaan PETTAI

Lap	Lap Tm	Diff	Gap	Time of Day
1	56.564			14:04:50.995
2	56.971	+0.407	+0.407	14:05:47.966
3	57.060	+0.496	+0.089	14:06:45.026
4	1:03.845	+7.281	+6.785	14:07:48.871

Best Tm: 56.564

(3) Andre KURG

Lap	Lap Tm	Diff	Gap	Time of Day
1	57.666			14:04:52.427
2	57.706	+0.040	+0.040	14:05:50.133
3	1:04.099	+6.433	+6.393	14:06:54.232
4	58.394	+0.728	-5.705	14:07:52.626

Best Tm: 57.666

(2) Arvo KASK

Best Tm:

Lap Lap Tm Diff Gap Time of Day

Lap Lap Tm Diff Gap Time of Day

Super1600 / Junior1600

Misso Rallycross Track 1,140 Km

Heat 3 - 4 laps - 3. start

13.07.2013 14:20

Race (4 Laps) started at 14:03:50

Competitors	Laps					
	0	1	2	3	4	
Jaan PETTAI (55)	1	55	55	55	55	55
Andre KURG (3)	2	3	3	3	3	3
Arvo KASK (2)	3	2				

RALLIKROSS - Olerex Eesti MV V etapp

Super1600 / Junior1600

Misso Rallycross Track 1,140 Km

3rd Qualifying Heat

Pos	No.	Name	R1.	R2.	R3.	Diff	Points
1	55	Jaan PETTAI	-	-	4 [3:58.809]		1
2	3	Andre KURG	-	-	4 [4:02.564]	3.755	2
3	4	Priit REBANE	-	4 [4:06.657]	-	7.848	3
4	11	Erki LIND	-	4 [4:07.163]	-	8.354	4
5	6	Imre KARU	-	4 [4:12.500]	-	13.691	5
6	21	Casper EERIKSON	-	4 [4:15.486]	-	16.677	6
7	15	Artur METSARE	4 [4:21.646]	-	-	22.837	7
8	26	Mihkel VARUL	4 [4:24.673]	-	-	25.864	8
9	19	Urmo LUTS	4 [4:31.890]	-	-	33.081	9
DNF	23	Mart TIKKERBÄR	-	-	-		80
DNS	2	Arvo KASK	-	-	0 [0.000]		90

Announcements
nr. 11 hoiatus

Organiser: Rallikrossi Arenduse MTÜ

Orbits

Clerk of the Course: Ain Brunfeldt

Secretar of the Meeting: Merike Kask

Chief Timekeeper: Asper Leppik

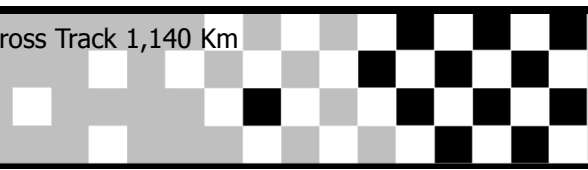
Printed: 15.07.2013 10:14:37

RALLIKROSS - Olerex Eesti MV V etapp

Super1600 / Junior1600

Misso Rallycross Track 1,140 Km

1 + 2 + 3 Points



Pos	No.	Name	Race Team	Car	M1.	M2.	M3.	Total points
1	2	Arvo KASK	Yellow Racing	Volkswagen Golf 2	1	1	90	2
2	55	Jaan PETTAI	AMK Ligur Racing	Lada Samara	4	2	1	3
3	3	Andre KURG	AMK Ligur Racing	Lada Samara	2	3	2	4
4	4	Priit REBANE	AMK Ligur Racing	Lada Samara	3	6	3	6
5	11	Erki LIND	Reinsalu Sport	Ford Fiesta	5	4	4	8
6	6	Imre KARU	Yellow Racing	Lada Samara	6	5	5	10
7	21	Casper EERIKSON	Yellow Racing	Seat Ibiza Kitcar	7	7	6	13
8	15	Artur METSARE	Yellow Racing	Lada Samara	8	9	7	15
9	26	Mihkel VARUL	Erki Sport	Volkswagen Golf 2	9	10	8	17
10	19	Urmo LUTS	G.M. Racing	Volkswagen Golf 2	80	8	9	17
11	23	Mart TIKKERBÄR	Yellow Racing	Honda Civic	80	11	80	91

RALLIKROSS - Olerex Eesti MV V etapp
Sorted on Laps

Super1600 / Junior1600

Misso Rallycross Track 1,140 Km

B - Final - 6 laps

13.07.2013 15:45

Race (6 Laps) started at 15:01:52

Pos	No.	Name	Nat	Race Team	Car	Laps	Total Tm	Diff	Best Tm
1	11	Erki LIND	EST	Reinsalu Sport	Ford Fiesta	6	5:58.056		57.347
2	21	Casper EERIKSON	EST	Yellow Racing	Seat Ibiza Kitcar	6	6:03.870	5.814	58.232
3	6	Imre KARU	EST	Yellow Racing	Lada Samara	6	6:04.999	6.943	58.233
4	15	Artur METSARE	EST	Yellow Racing	Lada Samara	6	6:10.018	11.962	59.073
5	26	Mihkel VARUL	EST	Erki Sport	Volkswagen Golf 2	6	6:11.084	13.028	58.495

Not classified

DNS	19	Urmo LUTS	EST	G.M. Racing	Volkswagen Golf 2		0.000	DNS	
DNS	23	Mart TIKKERBÄR	EST	Yellow Racing	Honda Civic		0.000	DNS	

Margin of Victory	Avg. Speed	Best Lap Tm	Best Speed	Best Lap by
5.814	68,771	57.347	71,564	11 - Erki LIND

Organiser: Rallikrossi Arenduse MTÜ

Orbits

Clerk of the Course: Ain Brunfeldt

Secretar of the Meeting: Merike Kask

Chief Timekeeper: Asper Leppik

Printed: 15.07.2013 10:14:48

RALLIKROSS - Olerex Eesti MV V etapp

Misso Rallycross Track 1,140 Km

13.07.2013 15:45

Super1600 / Junior1600

B - Final - 6 laps

Race (6 Laps) started at 15:01:52

Lap Lap Tm Diff Gap Time of Day

Lap	Lap Tm	Diff	Gap	Time of Day
(11) Erki LIND				
1	1:04.632	+7.285		15:03:01.304
2	57.347		-7.285	15:03:58.651
3	57.657	+0.310	+0.310	15:04:56.308
4	57.470	+0.123	-0.187	15:05:53.778
5	58.080	+0.733	+0.610	15:06:51.858
6	58.276	+0.929	+0.196	15:07:50.134
Best Tm: 57.347				

Lap	Lap Tm	Diff	Gap	Time of Day
(21) Casper EERIKSON				
1	59.089	+0.857		15:02:56.161
2	58.682	+0.450	-0.407	15:03:54.843
3	58.232		-0.450	15:04:53.075
4	1:05.045	+6.813	+6.813	15:05:58.120
5	58.821	+0.589	-6.224	15:06:56.941
6	59.007	+0.775	+0.186	15:07:55.948
Best Tm: 58.232				

Lap	Lap Tm	Diff	Gap	Time of Day
(6) Imre KARU				
1	1:00.240	+2.007		15:02:57.131
2	59.238	+1.005	-1.002	15:03:56.369
3	1:04.869	+6.636	+5.631	15:05:01.238
4	58.233		-6.636	15:05:59.471
5	59.214	+0.981	+0.981	15:06:58.685
6	58.392	+0.159	-0.822	15:07:57.077
Best Tm: 58.233				

Lap	Lap Tm	Diff	Gap	Time of Day
(15) Artur METSARE				
1	1:07.576	+8.503		15:03:04.884
2	59.247	+0.174	-8.329	15:04:04.131
3	59.073		-0.174	15:05:03.204
4	59.890	+0.817	+0.817	15:06:03.094
5	59.680	+0.607	-0.210	15:07:02.774
6	59.322	+0.249	-0.358	15:08:02.096
Best Tm: 59.073				

Lap	Lap Tm	Diff	Gap	Time of Day
(26) Mihkel VARUL				
1	1:08.024	+9.529		15:03:05.685
2	59.938	+1.443	-8.086	15:04:05.623
3	58.495		-1.443	15:05:04.118
4	59.605	+1.110	+1.110	15:06:03.723
5	1:00.705	+2.210	+1.100	15:07:04.428
6	58.734	+0.239	-1.971	15:08:03.162
Best Tm: 58.495				

Lap	Lap Tm	Diff	Gap	Time of Day
(19) Urmo LUTS				
Best Tm:				

Lap	Lap Tm	Diff	Gap	Time of Day
(23) Mart TIKKERBÄR				
Best Tm:				

Lap Lap Tm Diff Gap Time of Day

Lap Lap Tm Diff Gap Time of Day

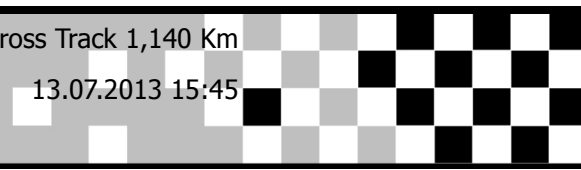
Super1600 / Junior1600

Misso Rallycross Track 1,140 Km

B - Final - 6 laps

13.07.2013 15:45

Race (6 Laps) started at 15:01:52



Competitors	Laps						
	0	1	2	3	4	5	6
Erki LIND (11)	11	21	21	21	11	11	11
Imre KARU (6)	6	6	6	11	21	21	21
Casper EERIKSON (21)	21	11	11	6	6	6	6
Artur METSARE (15)	15	15	15	15	15	15	15
Mihkel VARUL (26)	26	26	26	26	26	26	26
Mart TIKKERBÄR (23)	23						
Urmo LUTS (19)	19						

RALLIKROSS - Olerex Eesti MV V etapp
Sorted on Laps

Super1600 / Junior1600

Misso Rallycross Track 1,140 Km

A - Final - 6 laps

13.07.2013 16:00

Race (6 Laps) started at 15:22:10

Pos	No.	Name	Nat	Race Team	Car	Laps	Total Tm	Diff	Best Tm
1	2	Arvo KASK	EST	Yellow Racing	Volkswagen Golf 2	6	5:49.051		55.506
2	4	Priit REBANE	EST	AMK Ligur Racing	Lada Samara	6	5:55.438	6.387	56.605
3	55	Jaan PETTAI	EST	AMK Ligur Racing	Lada Samara	6	5:57.110	8.059	56.388
4	3	Andre KURG	EST	AMK Ligur Racing	Lada Samara	6	6:00.878	11.827	56.039
5	11	Erki LIND	EST	Reinsalu Sport	Ford Fiesta	6	6:05.785	16.734	57.244
6	21	Casper EERIKSON	EST	Yellow Racing	Seat Ibiza Kitcar	6	6:07.071	18.020	57.922

Margin of Victory	Avg. Speed	Best Lap Tm	Best Speed	Best Lap by
6.387	70,546	55.506	73,938	2 - Arvo KASK

Organiser: Rallikrossi Arenduse MTÜ

Orbits

Clerk of the Course: Ain Brunfeldt

Secretar of the Meeting: Merike Kask


Chief Timekeeper: Asper Leppik

Printed: 15.07.2013 10:15:03

RALLIKROSS - Olerex Eesti MV V etapp

Misso Rallycross Track 1,140 Km

13.07.2013 16:00



Super1600 / Junior1600

A - Final - 6 laps

Race (6 Laps) started at 15:22:10

Lap	Lap Tm	Diff	Gap	Time of Day
(2) Arvo KASK				
1	56.501	+0.995		15:23:11.722
2	55.506	-0.995		15:24:07.228
3	56.535	+1.029	+1.029	15:25:03.763
4	56.500	+0.994	-0.035	15:26:00.263
5	1:02.723	+7.217	+6.223	15:27:02.986
6	56.660	+1.154	-6.063	15:27:59.646
Best Tm: 55.506				

Lap	Lap Tm	Diff	Gap	Time of Day
(4) Priit REBANE				
1	57.511	+0.906		15:23:12.914
2	56.605	-0.906		15:24:09.519
3	57.218	+0.613	+0.613	15:25:06.737
4	57.248	+0.643	+0.030	15:26:03.985
5	1:03.828	+7.223	+6.580	15:27:07.813
6	58.220	+1.615	-5.608	15:28:06.033
Best Tm: 56.605				

Lap	Lap Tm	Diff	Gap	Time of Day
(55) Jaan PETTAI				
1	59.432	+3.044		15:23:14.532
2	1:03.073	+6.685	+3.641	15:24:17.605
3	56.388	-6.685		15:25:13.993
4	56.626	+0.238	+0.238	15:26:10.619
5	58.274	+1.886	+1.648	15:27:08.893
6	58.812	+2.424	+0.538	15:28:07.705
Best Tm: 56.388				

Lap	Lap Tm	Diff	Gap	Time of Day
(3) Andre KURG				
1	1:06.428	+10.389		15:23:22.080
2	56.725	+0.686	-9.703	15:24:18.805
3	56.039	-0.686		15:25:14.844
4	56.655	+0.616	+0.616	15:26:11.499
5	59.084	+3.045	+2.429	15:27:10.583
6	1:00.890	+4.851	+1.806	15:28:11.473
Best Tm: 56.039				

Lap	Lap Tm	Diff	Gap	Time of Day
(11) Erki LIND				
1	59.850	+2.606		15:23:15.693
2	1:05.444	+8.200	+5.594	15:24:21.137
3	57.244	-8.200		15:25:18.381
4	57.582	+0.338	+0.338	15:26:15.963
5	1:02.292	+5.048	+4.710	15:27:18.255
6	58.125	+0.881	-4.167	15:28:16.380
Best Tm: 57.244				

Lap	Lap Tm	Diff	Gap	Time of Day
(21) Casper EERIKSON				
1	1:08.134	+10.212		15:23:24.126
2	58.467	+0.545	-9.667	15:24:22.593
3	57.922	-0.545		15:25:20.515
4	59.102	+1.180	+1.180	15:26:19.617
5	59.060	+1.138	-0.042	15:27:18.677
6	58.989	+1.067	-0.071	15:28:17.666
Best Tm: 57.922				

Lap Lap Tm Diff Gap Time of Day

Lap Lap Tm Diff Gap Time of Day

Super1600 / Junior1600

Misso Rallycross Track 1,140 Km

A - Final - 6 laps

13.07.2013 16:00

Race (6 Laps) started at 15:22:10



Competitors	Laps							
	0	1	2	3	4	5	6	
Jaan PETTAI (55)	1	55	2	2	2	2	2	2
Arvo KASK (2)	2	2	4	4	4	4	4	4
Priit REBANE (4)	3	4	55	55	55	55	55	55
Andre KURG (3)	4	3	11	3	3	3	3	3
Erki LIND (11)	5	11	3	11	11	11	11	11
Casper EERIKSON (21)	6	21	21	21	21	21	21	21

Junior1600 - Olerex Eesti MV Rallikrossis 2013

2013

Pos	No.	Name	Total	Diff	Gap	#1		#2		#3		#4		#5	
						B Total	R1 Total	A Total	B Total	B Total	B Total				
1	21	Casper EERIKSON	83	0	0	x	x	20	20	21	21	21	21	21	21
2	23	Mart TIKKERBÄR	82	1	1	17	17	18	18	17	17	NS	15	NS	15
3	24	Keiro ORGUS	68	15	14	21	21	15	15	15	15	17	17	x	x
4	26	Mihkel VARUL	17	66	51	x	x	x	x	x	x	x	x	17	17

Event Legend

#1	11.05.2013	Olerex Eesti MV I etapp - Kulbilohu	#4	29.06.2013	Olerex Eesti MV IV etapp - auto24ring
#2	25.05.2013	Olerex Eesti MV II etapp - auto24ring	#5	13.07.2013	Olerex Eesti MV V etapp - Misso
#3	8.06.2013	Olerex Eesti MV III etapp - Piiraja			

Super1600 - Olerex Eesti MV Rallikrossi 2013

2013

Pos	No.	Name	Total	Diff	Gap	#1		#2		#3		#4		#5	
						A Total	R1 Total	A Total	A Total	A Total	A Total				
1	2	Arvo KASK	102	0	0	21	21	20	20	20	20	20	20	21	21
2	4	Priit REBANE	73	29	29	17	17	11	11	11	11	17	17	17	17
3	55	Jaan PETTAI	71	31	2	13	13	12	12	16	16	15	15	15	15
4	11	Erki LIND	58	44	13	12	12	8	8	13	13	13	13	12	12
5	6	Imre KARU	45	57	13	11	11	5	5	8	8	10	10	11	11
6	3	Andre KURG	44	58	1	DQ	0	10	10	NS	10	11	11	13	13
7	15	Artur METSARE	41	61	3	9	9	6	6	7	7	9	9	10	10
8	97	Janis BAUMANIS	34	68	7	NS	0	17	17	17	17	x	x	x	x
9	8	Riho LOIT	31	71	3	15	15	7	7	9	9	x	x	x	x
10	18	Martins PORIETIS	21	81	10	x	x	9	9	12	12	x	x	x	x
11	19	Urmo LUTS	19	83	2	10	10	x	x	x	x	x	x	9	9
12	1	Janno LIGUR	17	85	2	NS	0	4	4	x	x	13	13	x	x
13	17	Reinis SAFONOVS	15	87	2	x	x	15	15	x	x	x	x	x	x
14	5	Siim SALURI	14	88	1	NS	0	14	14	x	x	x	x	x	x

Event Legend

#1	11.05.2013	Olerex Eesti MV I etapp - Kulbilohu	#4	29.06.2013	Olerex Eesti MV IV etapp - auto24ring
#2	25.05.2013	Olerex Eesti MV II etapp - auto24ring	#5	13.07.2013	Olerex Eesti MV V etapp - Misso
#3	8.06.2013	Olerex Eesti MV III etapp - Piiraja			