



## **OLEREX ESTONIAN RALLYCROSS CHAMPIONSHIP III ROUND**

**Piiraja rallycross track, Estonia**

**09.07.2011**

**Timing and results by EAL Timing**



<http://www.mylaps.ee>





**Track name:** Piiroja Rallycross track

**Track Length:** 1080 m Width: 10-14 m

**Turns:** 7 (1 left; 6 right)

**Track Direction:** clockwise

**Track address:** Alastvere village, Põltsamaa parish, Estonia

**Web:** <http://www.nabaeestiponevuskeskus.eu>

**Time zone:** GMT +1

**Track records:**

### **Division 1**

46,310 Sten Oja, EST, Mitsubishi Lancer EVO VI, Team RRC 09.07.2011

### **ERK 2000**

48,566 Martins Porietis, LAT, Volkswagen Golf III 09.07.2011

### **RWD**

48,911 Ilgonis Kruminis, LAT, BMW 318 09.07.2011

### **Division 1A**

50,169 Sander Palmiste, EST, Volkswagen Golf II, Ligur Racing 09.07.2011


**OLEREX Eesti MV III etapp rallikrossis**
**Sorted on Best Lap time**

Warm up

Piiroja Rallycross Track 1,080 Km

Division1,Division1A,ERK 2000,ERK Juunior,RWD

9.07.2011 08:15

Practice started at 8:51:02

Pos	No.	Name	Nat	Make	Entrant/Race Team	Best Tm	Diff	Gap	In Lap	Laps	Best Speed
<b>Division 1</b>											
1	9	Sten Oja	EST	Team RRC	Mitsubishi Lancer EVO VI	48.260			6	7	80,564
2	10	Helmet Palm	EST	Märjamaa Rally Team	Mitsubishi Lancer EVO VI	48.421	0.161	0.161	2	7	80,296
3	55	Valdur Reinsalu	EST	Reinsalu Sport	Ford Fiesta	48.575	0.315	0.154	6	7	80,041
4	4	Pait Reiman	EST	G.M. Racing	Mitsubishi Lancer EVO VI	49.401	1.141	0.826	7	7	78,703
5	2	Erki Koldits	EST	A2 Racing	Subaru Impreza	52.043	3.783	2.642	6	7	74,707
6	7	Andri Õun	EST	Reinsalu Sport	Skoda Fabia	52.485	4.225	0.442	6	7	74,078
7	3	Denes Truu	EST	Reinsalu Sport	Ford Escort RS Cosworth	52.799	4.539	0.314	2	3	73,638

**Division 1A**

1	6	Janno Ligur	EST	Ligur Racing	Lada Samara	51.292			6	7	75,801
2	3	Sander Palmiste	EST	Ligur Racing	Volkswagen Golf II	51.461	0.169	0.169	3	7	75,552
3	10	Andre Kurg	EST	Ligur Racing	Lada Samara	51.898	0.606	0.437	7	8	74,916
4	17	Tatiana Eliseeva	RUS	Erki Sport	Lada Samara	51.984	0.692	0.086	4	8	74,792
5	7	Arvo Kask	EST	Yellow Racing	Volkswagen Golf II	52.116	0.824	0.132	1	6	74,603
6	9	Artur Metsare	EST	Märjamaa Rally Team	Lada Samara	53.466	2.174	1.350	6	7	72,719
7	11	Imre Karu	EST	Yellow Racing	Lada Samara	53.857	2.565	0.391	5	7	72,191
8	13	Aivo Ojala	EST	Yellow Racing	Lada Samara	53.891	2.599	0.034	7	7	72,146
9	8	Sander Roosimaa	EST	Yellow Racing	Volkswagen Golf II	54.563	3.271	0.672	4	8	71,257
10	16	Erki Külvi	EST	ProRex Racing	Honda Civic	55.369	4.077	0.806	2	3	70,220
11	5	Aare Jürgenson	EST	Yellow Racing	Volkswagen Golf II	55.674	4.382	0.305	2	7	69,835

**ERK 2000**

1	6	Silver Havamaa	EST	Erki Sport	Honda Civic Type-R	50.879			6	7	76,417
2	3	Martins Porietis	LAT	Martins	Volkswagen Golf III	51.278	0.399	0.399	2	7	75,822
3	10	Reinis Nitiss	LAT	SKN Sports	Volkswagen Golf III	51.674	0.795	0.396	2	8	75,241
4	5	Alvar Kuusik	EST	Yellow Racing	Volkswagen Golf II	52.137	1.258	0.463	3	8	74,573
5	18	Priit Rebane	EST	G.M. Racing	Mitsubishi Colt	52.212	1.333	0.075	6	7	74,466
6	15	Maris Locmelis	LAT	Maris Locmelis	Peugeot 206	52.509	1.630	0.297	2	8	74,044
7	12	Ugis Parunis	LAT	Ugins Parunis	Honda Civic Type-R	53.765	2.886	1.256	3	8	72,315

**ERK juunior**

1	17N	Sander Miljand	EST	Yellow Racing	Volkswagen Golf II	54.715			3	8	71,059
2	20N	Andre Teder	EST	Ligur Racing	Volkswagen Golf II	56.606	1.891	1.891	7	7	68,685
3	19N	Marten Teppan	EST	Talvar Racing	Lada 2105	59.561	4.846	2.955	2	7	65,278

**RWD**

1	11	Rommi Pukk	EST	Ligur Racing	BMW 318	50.892			6	7	76,397
2	3	Kalmer Vaht	EST	Erki Sport	Lada 2101	52.002	1.110	1.110	3	3	74,766
3	5	Kevo Kärp	EST	Ligur Racing	Lada 2101	52.424	1.532	0.422	1	5	74,165
4	4	Ilgonis Krumins	LAT	Ilgonis Krumins	BMW 318	53.452	2.560	1.028	3	7	72,738
5	6	Siim Sündema	EST	LaitseRallyPark	BMW 318	54.219	3.327	0.767	7	7	71,709


**OLEREX Eesti MV III etapp rallikrossis**
**Sorted on Best Lap time**

Warm up

Piiroja Rallycross Track 1,080 Km

Division1,Division1A,ERK 2000,ERK Juunior,RWD

9.07.2011 08:15

Practice started at 8:51:02

Pos	No.	Name	Nat	Make	Entrant/Race Team	Best Tm	Diff	Gap	In Lap	Laps	Best Speed
6	17	Andrus Karu	EST	Yellow Racing	Lada 2105	54.663	3.771	0.444	3	3	71,127
7	2	Sten Suvemaa	EST	LaitseRallyPark	BMW M3	54.874	3.982	0.211	3	3	70,853

# OLEREX Eesti MV III etapp rallikrossis

Warm up

Piiraja Rallycross Track 1,080 Km

Division1, Division1A, ERK 2000, ERK Juunior, RWD

9.07.2011 08:15

Practice started at 8:51:02

Lap	Lap Tm	Diff	Time of Day
<b>(9) Sten Oja</b>			
1	49.314	+1.054	9:37:09.600
2	49.572	+1.312	9:37:59.172
3	48.947	+0.687	9:38:48.119
4	33:07.034	+32:18.774	10:11:55.153
5	48.947	+0.687	10:12:44.100
6	<b>48.260</b>		10:13:32.360
7	1:02.349	+14.089	10:14:34.709
<b>(10) Helmet Palm</b>			
1	50.493	+2.072	9:43:15.313
2	<b>48.421</b>		9:44:03.734
3	48.730	+0.309	9:44:52.464
4	15:51.674	+15:03.253	10:00:44.138
5	49.877	+1.456	10:01:34.015
6	49.499	+1.078	10:02:23.514
7	49.194	+0.773	10:03:12.708
<b>(55) Valdur Reinsalu</b>			
1	52.445	+3.870	9:14:18.159
2	50.074	+1.499	9:15:08.233
3	49.352	+0.777	9:15:57.585
4	11:11.460	+10:22.885	9:27:09.045
5	50.615	+2.040	9:27:59.660
6	<b>48.575</b>		9:28:48.235
7	49.842	+1.267	9:29:38.077
<b>(4) Pait Reiman</b>			
1	50.368	+0.967	9:47:10.695
2	50.666	+1.265	9:48:01.361
3	50.585	+1.184	9:48:51.946
4	3:52.344	+3:02.943	9:52:44.290
5	50.713	+1.312	9:53:35.003
6	50.447	+1.046	9:54:25.450
7	<b>49.401</b>		9:55:14.851
<b>(6) Silver Havamaa</b>			
1	51.858	+0.979	9:22:15.889
2	51.189	+0.310	9:23:07.078
3	51.038	+0.159	9:23:58.116
4	12:46.190	+11:55.311	9:36:44.306
5	51.773	+0.894	9:37:36.079
6	<b>50.879</b>		9:38:26.958
7	51.858	+0.979	9:39:18.816
<b>(11) Rommi Pukk</b>			
1	52.662	+1.770	9:18:33.086
2	51.006	+0.114	9:19:24.092
3	51.295	+0.403	9:20:15.387
4	16:11.109	+15:20.217	9:36:26.496
5	52.509	+1.617	9:37:19.005
6	<b>50.892</b>		9:38:09.897
7	52.003	+1.111	9:39:01.900
<b>(3) Martins Porietis</b>			
1	52.046	+0.768	9:06:17.146
2	<b>51.278</b>		9:07:08.424
3	51.908	+0.630	9:08:00.332
4	13:38.541	+12:47.263	9:21:38.873
5	51.954	+0.676	9:22:30.827
6	51.644	+0.366	9:23:22.471
7	54.179	+2.901	9:24:16.650
<b>(6) Janno Ligur</b>			
1	52.609	+1.317	9:14:09.300

Lap	Lap Tm	Diff	Time of Day
2	51.913	+0.621	9:15:01.213
3	52.021	+0.729	9:15:53.234
4	27:04.435	+26:13.143	9:42:57.669
5	53.096	+1.804	9:43:50.765
6	<b>51.292</b>		9:44:42.057
7	52.829	+1.537	9:45:34.886
<b>(3) Sander Palmiste</b>			
1	52.874	+1.413	9:05:59.909
2	52.479	+1.018	9:06:52.388
3	<b>51.461</b>		9:07:43.849
4	9:39.983	+8:48.522	9:17:23.832
5	52.089	+0.628	9:18:15.921
6	51.737	+0.276	9:19:07.658
7	52.824	+1.363	9:20:00.482
<b>(10) Reinis Nitiss</b>			
1	52.859	+1.185	8:59:21.186
2	<b>51.674</b>		9:00:12.860
3	52.503	+0.829	9:01:05.363
4	1:08.232	+16.558	9:02:13.595
5	25:18.324	+24:26.650	9:27:31.919
6	52.802	+1.128	9:28:24.721
7	53.143	+1.469	9:29:17.864
8	52.380	+0.706	9:30:10.244
<b>(10) Andre Kurg</b>			
1	52.714	+0.816	8:59:46.337
2	52.237	+0.339	9:00:38.574
3	52.476	+0.578	9:01:31.050
4	57.849	+5.951	9:02:28.899
5	58:22.712	+57:30.814	10:00:51.611
6	56.559	+4.661	10:01:48.170
7	<b>51.898</b>		10:02:40.068
8	52.009	+0.111	10:03:32.077
<b>(17) Tatiana Eliseeva</b>			
1	54.792	+2.808	8:59:39.933
2	53.503	+1.519	9:00:33.436
3	56.218	+4.234	9:01:29.654
4	<b>51.984</b>		9:02:21.638
5	19:27.499	+18:35.515	9:21:49.137
6	53.501	+1.517	9:22:42.638
7	53.713	+1.729	9:23:36.351
8	52.776	+0.792	9:24:29.127
<b>(3) Kalmer Vaht</b>			
1	53.397	+1.395	9:28:09.579
2	52.120	+0.118	9:29:01.699
3	<b>52.002</b>		9:29:53.701
<b>(2) Erki Koldits</b>			
1	56.084	+4.041	9:32:36.292
2	55.610	+3.567	9:33:31.902
3	56.115	+4.072	9:34:28.017
4	12:00.273	+11:08.230	9:46:28.290
5	54.138	+2.095	9:47:22.428
6	<b>52.043</b>		9:48:14.471
7	52.851	+0.808	9:49:07.322
<b>(7) Arvo Kask</b>			
1	<b>52.116</b>		9:06:26.797
2	1:12.454	+20.338	9:07:39.251
3	45:15.273	+44:23.157	9:52:54.524
4	52.507	+0.391	9:53:47.031
5	54.455	+2.339	9:54:41.486

Lap	Lap Tm	Diff	Time of Day
6	53.184	+1.068	9:55:34.670
<b>(5) Alvar Kuusik</b>			
1	52.798	+0.661	8:51:58.110
2	52.418	+0.281	8:52:50.528
3	<b>52.137</b>		8:53:42.665
4	53.808	+1.671	8:54:36.473
5	22:55.637	+22:03.500	9:17:32.110
6	53.158	+1.021	9:18:25.268
7	52.759	+0.622	9:19:18.027
8	52.378	+0.241	9:20:10.405
<b>(18) Priit Rebane</b>			
1	54.719	+2.507	9:32:59.802
2	53.017	+0.805	9:33:52.819
3	53.798	+1.586	9:34:46.617
4	12:07.056	+11:14.844	9:46:53.673
5	54.597	+2.385	9:47:48.270
6	<b>52.212</b>		9:48:40.482
7	52.803	+0.591	9:49:33.285
<b>(5) Kevo Kärp</b>			
1	<b>52.424</b>		9:28:33.350
2	53.064	+0.640	9:29:26.414
3	53.197	+0.773	9:30:19.611
4	52:22.975	+51:30.551	10:22:42.586
5	1:03.111	+10.687	10:23:45.697
<b>(7) Andri Õun</b>			
1	55.401	+2.916	9:22:27.237
2	53.719	+1.234	9:23:20.956
3	57.279	+4.794	9:24:18.235
4	12:18.940	+11:26.455	9:36:37.175
5	54.068	+1.583	9:37:31.243
6	<b>52.485</b>		9:38:23.728
7	53.448	+0.963	9:39:17.176
<b>(15) Maris Ločmelis</b>			
1	54.034	+1.525	8:59:30.556
2	<b>52.509</b>		9:00:23.065
3	52.618	+0.109	9:01:15.683
4	53.566	+1.057	9:02:09.249
5	10:41.321	+9:48.812	9:12:50.570
6	53.803	+1.294	9:13:44.373
7	53.156	+0.647	9:14:37.529
8	52.602	+0.093	9:15:30.131
<b>(3) Denes Truu</b>			
1	55.085	+2.286	9:32:42.737
2	<b>52.799</b>		9:33:35.536
3	53.539	+0.740	9:34:29.075
<b>(4) Ilgonis Krumins</b>			
1	56.740	+3.288	10:07:04.667
2	55.156	+1.704	10:07:59.823
3	<b>53.452</b>		10:08:53.275
4	2:49.487	+1:56.035	10:11:42.762
5	54.156	+0.704	10:12:36.918
6	54.129	+0.677	10:13:31.047
7	53.914	+0.462	10:14:24.961
<b>(9) Artur Metsare</b>			
1	56.143	+2.677	9:43:35.513
2	55.201	+1.735	9:44:30.714
3	55.530	+2.064	9:45:26.244
4	21:06.649	+20:13.183	10:06:32.893

# OLEREX Eesti MV III etapp rallikrossis

Warm up

Piiraja Rallycross Track 1,080 Km

Division1,Division1A,ERK 2000,ERK Juunior,RWD

9.07.2011 08:15

Practice started at 8:51:02

Lap	Lap Tm	Diff	Time of Day
5	54.801	+1.335	10:07:27.694
6	<b>53.466</b>		10:08:21.160
7	55.274	+1.808	10:09:16.434

(12) Ugis Parunis			
Lap	Lap Tm	Diff	Time of Day
1	55.838	+2.073	8:59:16.159
2	54.496	+0.731	9:00:10.655
3	<b>53.765</b>		9:01:04.420
4	54.938	+1.173	9:01:59.358
5	11:01.268	+10:07.503	9:13:00.626
6	55.317	+1.552	9:13:55.943
7	55.821	+2.056	9:14:51.764
8	54.559	+0.794	9:15:46.323

(11) Imre Karu			
Lap	Lap Tm	Diff	Time of Day
1	55.674	+1.817	9:37:46.611
2	54.628	+0.771	9:38:41.239
3	54.455	+0.598	9:39:35.694
4	26:39.762	+25:45.905	10:06:15.456
5	<b>53.857</b>		10:07:09.313
6	55.574	+1.717	10:08:04.887
7	55.062	+1.205	10:08:59.949

(13) Aivo Ojala			
Lap	Lap Tm	Diff	Time of Day
1	56.123	+2.232	9:18:45.266
2	53.953	+0.062	9:19:39.219
3	54.061	+0.170	9:20:33.280
4	21:58.921	+21:05.030	9:42:32.201
5	55.178	+1.287	9:43:27.379
6	54.049	+0.158	9:44:21.428
7	<b>53.891</b>		9:45:15.319

(6) Siim Sündema			
Lap	Lap Tm	Diff	Time of Day
1	55.771	+1.552	9:43:44.606
2	54.474	+0.255	9:44:39.080
3	55.007	+0.788	9:45:34.087
4	20:50.078	+19:55.859	10:06:24.165
5	54.492	+0.273	10:07:18.657
6	54.314	+0.095	10:08:12.971
7	<b>54.219</b>		10:09:07.190

(8) Sander Roosimaa			
Lap	Lap Tm	Diff	Time of Day
1	55.982	+1.419	8:52:11.543
2	54.972	+0.409	8:53:06.515
3	54.703	+0.140	8:54:01.218
4	<b>54.563</b>		8:54:55.781
5	10:20.288	+9:25.725	9:05:16.069
6	54.746	+0.183	9:06:10.815
7	55.451	+0.888	9:07:06.266
8	56.580	+2.017	9:08:02.846

(17) Andrus Karu			
Lap	Lap Tm	Diff	Time of Day
1	54.859	+0.196	9:47:31.569
2	54.800	+0.137	9:48:26.369
3	<b>54.663</b>		9:49:21.032

(17N) Sander Miljand			
Lap	Lap Tm	Diff	Time of Day
1	56.950	+2.235	8:52:21.597
2	55.135	+0.420	8:53:16.732
3	<b>54.715</b>		8:54:11.447
4	54.942	+0.227	8:55:06.389
5	18:02.977	+17:08.262	9:13:09.366
6	56.409	+1.694	9:14:05.775
7	54.845	+0.130	9:15:00.620
8	56.469	+1.754	9:15:57.089

Lap	Lap Tm	Diff	Time of Day
(2) Sten Suvemaa			
1	56.815	+1.941	9:57:25.812
2	55.233	+0.359	9:58:21.045
3	<b>54.874</b>		9:59:15.919

(16) Erki Külvi			
Lap	Lap Tm	Diff	Time of Day
1	57.034	+1.665	9:28:21.241
2	<b>55.369</b>		9:29:16.610
3	56.371	+1.002	9:30:12.981

(5) Aare Jürgenson			
Lap	Lap Tm	Diff	Time of Day
1	56.805	+1.131	9:22:54.994
2	<b>55.674</b>		9:23:50.668
3	55.695	+0.021	9:24:46.363
4	7:27.518	+6:31.844	9:32:13.881
5	58.034	+2.360	9:33:11.915
6	1:06.196	+10.522	9:34:18.111
7	1:22.608	+26.934	9:35:40.719

(20N) Andre Teder			
Lap	Lap Tm	Diff	Time of Day
1	59.404	+2.798	9:06:42.707
2	57.830	+1.224	9:07:40.537
3	58.144	+1.538	9:08:38.681
4	8:36.397	+7:39.791	9:17:15.078
5	57.715	+1.109	9:18:12.793
6	57.720	+1.114	9:19:10.513
7	<b>56.606</b>		9:20:07.119

(19N) Marten Teppan			
Lap	Lap Tm	Diff	Time of Day
1	1:01.348	+1.787	9:32:57.377
2	<b>59.561</b>		9:33:56.938
3	1:05.004	+5.443	9:35:01.942
4	11:43.456	+10:43.895	9:46:45.398
5	1:00.883	+1.322	9:47:46.281
6	59.929	+0.368	9:48:46.210
7	1:12.676	+13.115	9:49:58.886

**OLEREX Eesti MV III etapp rallikrossis****Sorted on Best Lap time**

RWD

Piiroja Rallycross Track 1,080 Km

kvalifikatsioon - 3 ringi

9.07.2011 11:20

Qualifying started at 11:28:10

Pos	No.	Name	Nat	Make	Entrant/Race Team	Best Tm	Diff	Gap	In Lap	Laps	Best Speed
1	11	Rommi Pukk	EST	Ligur Racing	BMW 318	52.100			2	3	74,626
2	3	Kalmer Vaht	EST	Erki Sport	Lada 2101	53.376	1.276	1.276	3	3	72,842
3	4	Ilgonis Krumins	LAT	Ilgonis Krumins	BMW 318	53.610	1.510	0.234	3	3	72,524
4	2	Sten Suvemaa	EST	LaitseRallyPark	BMW M3	53.834	1.734	0.224	3	3	72,222
5	17	Andrus Karu	EST	Yellow Racing	Lada 2105	54.094	1.994	0.260	3	3	71,875
6	5	Kevo Kärp	EST	Ligur Racing	Lada 2101	55.029	2.929	0.935	1	1	70,654
7	6	Siim Sündema	EST	LaitseRallyPark	BMW 318	56.344	4.244	1.315	2	3	69,005



# OLEREX Eesti MV III etapp rallikrossis

RWD

Piiraja Rallycross Track 1,080 Km

kvalifikatsioon - 3 ringi

9.07.2011 11:20

Qualifying started at 11:28:10

Lap	Lap Tm	Diff	Time of Day
<b>(11) Rommi Pukk</b>			
1	53.193	+1.093	11:29:12.352
2	<b>52.100</b>		11:30:04.452
3	53.444	+1.344	11:30:57.896
<b>(3) Kalmer Vaht</b>			
1	1:01.264	+7.888	11:29:37.351
2	53.404	+0.028	11:30:30.755
3	<b>53.376</b>		11:31:24.131
<b>(4) Ilgonis Krumins</b>			
1	54.132	+0.522	11:38:46.046
2	55.859	+2.249	11:39:41.905
3	<b>53.610</b>		11:40:35.515
<b>(2) Sten Suvemaa</b>			
1	58.728	+4.894	11:29:26.400
2	54.056	+0.222	11:30:20.456
3	<b>53.834</b>		11:31:14.290
<b>(17) Andrus Karu</b>			
1	55.306	+1.212	11:38:56.444
2	55.532	+1.438	11:39:51.976
3	<b>54.094</b>		11:40:46.070
<b>(5) Kevo Kärp</b>			
1	<b>55.029</b>		11:29:06.011
<b>(6) Siim Sündema</b>			
1	56.925	+0.581	11:39:06.838
2	<b>56.344</b>		11:40:03.182
3	56.519	+0.175	11:40:59.701

Lap Lap Tm Diff Time of Day

Lap Lap Tm Diff Time of Day



**OLEREX Eesti MV III etapp rallikrossis****Sorted on Best Lap time**

RWD

Piiroja Rallycross Track 1,080 Km

stardipositsioonide valiku järjestus - eelsõit 1

9.07.2011 12:45

Qualifying

Pos	No.	Name	Nat/State	Make	Entrant/Race Team
1	2	Sten Suvemaa	EST	LaitseRallyPark	BMW M3
2	17	Andrus Karu	EST	Yellow Racing	Lada 2105
3	5	Kevo Kärp	EST	Ligur Racing	Lada 2101
4	6	Siim Sündema	EST	LaitseRallyPark	BMW 318
5	11	Rommi Pukk	EST	Ligur Racing	BMW 318
6	3	Kalmer Vaht	EST	Erki Sport	Lada 2101
7	4	Ilgonis Krumins	LAT		BMW 318



# OLEREX Eesti MV III etapp rallikrossis

Sorted on Laps

RWD

Piiraja Rallycross Track 1,080 Km

eelsõit 1 - 4 ringi - 1. start

9.07.2011 12:45

Race (4 Laps) started at 13:18:56

Pos	No.	Name	Nat	Make	Entrant/Race Team	Laps	Total Tm	Diff	Gap	In Lap	Best Tm	Points
1	2	Sten Suvemaa	EST	LaitseRallyPark	BMW M3	4	3:35.835			3	53.286	0
2	6	Siim Sündema	EST	LaitseRallyPark	BMW 318	4	3:43.563	7.728	7.728	4	54.068	0
3	17	Andrus Karu	EST	Yellow Racing	Lada 2105	4	3:45.160	9.325	1.597	4	54.576	0
Not classified												
DNS	5	Kevo Kärp	EST	Ligur Racing	Lada 2101		0.000	DNS	4 Laps	0		0

Margin of Victory	Avg. Speed	Best Lap Tm	Best Spd	Best Lap by
7.728	72,055	53.286	72,965	2 - Sten Suvemaa

Organizer: Rallikrossi Arenduse MTÜ Posted at: Officialised at: Orbits

Clerk of the Course: Ain Brunfeldt

Secretary of race: Merike Kask

Official Timing: EAL Timing

Printed: 12.07.2011 8:16:40



# OLEREX Eesti MV III etapp rallikrossis


RWD

Piiraja Rallycross Track 1,080 Km

eelsõit 1 - 4 ringi - 1. start

9.07.2011 12:45

Race (4 Laps) started at 13:18:56



Lap	Lap Tm	Diff	Time of Day
<b>(2) Sten Suvemaa</b>			
1	55.301	+2.015	13:19:51.550
2	53.419	+0.133	13:20:44.969
3	<b>53.286</b>		13:21:38.255
4	53.829	+0.543	13:22:32.084

Lap	Lap Tm	Diff	Time of Day
<b>(6) Siim Sündema</b>			
1	58.571	+4.503	13:19:54.830
2	55.999	+1.931	13:20:50.829
3	54.915	+0.847	13:21:45.744
4	<b>54.068</b>		13:22:39.812

Lap	Lap Tm	Diff	Time of Day
<b>(17) Andrus Karu</b>			
1	59.418	+4.842	13:19:55.801
2	56.011	+1.435	13:20:51.812
3	55.021	+0.445	13:21:46.833
4	<b>54.576</b>		13:22:41.409

Lap Lap Tm Diff Time of Day

Lap Lap Tm Diff Time of Day

**OLEREX Eesti MV III etapp rallikrossis****Lapchart**

RWD

Piiroja Rallycross Track 1,080 Km

eelsõit 1 - 4 ringi - 1. start

9.07.2011 12:45

Race (4 Laps) started at 13:18:56

**Competitors****Laps**

	<u>0</u>	<u>1</u>	<u>2</u>	<u>3</u>	<u>4</u>
1 Sten Suvemaa (2)	2	2	2	2	2
2 Siim Sündema (6)	6	6	6	6	6
3 Andrus Karu (17)	17	17	17	17	17
4 Kevo Kärp (5)	5				



# OLEREX Eesti MV III etapp rallikrossis

Sorted on Laps

RWD

Piiraja Rallycross Track 1,080 Km

eelsõit 1 - 4 ringi - 2. start

9.07.2011 12:50

Race (4 Laps) started at 13:23:31

Pos	No.	Name	Nat	Make	Entrant/Race Team	Laps	Total Tm	Diff	Gap	In Lap	Best Tm	Points
1	4	Ilgonis Krumins	LAT	Ilgonis Krumins	BMW 318	4	3:37.073			4	53.593	0
2	11	Rommi Pukk	EST	Ligur Racing	BMW 318	4	3:38.326	1.253	1.253	2	53.847	0
3	3	Kalmer Vaht	EST	Erki Sport	Lada 2101	4	3:38.954	1.881	0.628	4	53.869	0

Margin of Victory	Avg. Speed	Best Lap Tm	Best Spd	Best Lap by
1.253	71,644	53.593	72,547	4 - Ilgonis Krumins

Organizer: Rallikrossi Arenduse MTÜ Posted at:

Officialised at:

Orbits

Clerk of the Course: Ain Brunfeldt

Secretary of race: Merike Kask

Official Timing: EAL Timing

Printed: 12.07.2011 8:17:43



# OLEREX Eesti MV III etapp rallikrossis

RWD

Piiraja Rallycross Track 1,080 Km

eelsõit 1 - 4 ringi - 2. start

9.07.2011 12:50

Race (4 Laps) started at 13:23:31

Lap	Lap Tm	Diff	Time of Day
<b>(4) Ilgonis Krumins</b>			
1	54.445	+0.852	13:24:25.502
2	53.745	+0.152	13:25:19.247
3	55.290	+1.697	13:26:14.537
4	<b>53.593</b>		13:27:08.130

Lap	Lap Tm	Diff	Time of Day
<b>(11) Rommi Pukk</b>			
1	54.655	+0.808	13:24:26.138
2	<b>53.847</b>		13:25:19.985
3	55.138	+1.291	13:26:15.123
4	54.260	+0.413	13:27:09.383

Lap	Lap Tm	Diff	Time of Day
<b>(3) Kalmer Vaht</b>			
1	54.516	+0.647	13:24:26.921
2	54.323	+0.454	13:25:21.244
3	54.898	+1.029	13:26:16.142
4	<b>53.869</b>		13:27:10.011

Lap Lap Tm Diff Time of Day

Lap Lap Tm Diff Time of Day

**OLEREX Eesti MV III etapp rallikrossis****Lapchart**

RWD

Piiroja Rallycross Track 1,080 Km

eelsõit 1 - 4 ringi - 2. start

9.07.2011 12:50

Race (4 Laps) started at 13:23:31

**Competitors****Laps**

	<b>0</b>	<b>1</b>	<b>2</b>	<b>3</b>	<b>4</b>
1 Ilgonis Krumins (4)	<b>4</b>	<b>4</b>	<b>4</b>	<b>4</b>	<b>4</b>
2 Rommi Pukk (11)	<b>11</b>	<b>11</b>	<b>11</b>	<b>11</b>	<b>11</b>
3 Kalmer Vaht (3)	<b>3</b>	<b>3</b>	<b>3</b>	<b>3</b>	<b>3</b>




# OLEREX Eesti MV III etapp rallikrossis

RWD

Piiraja Rallycross Track 1,080 Km

1. eelvoor



Pos	No.	Name	Nat	Laps	Total Tm	Diff	R1.	R2.	Points
1	2	Sten Suvemaa	EST	4	3:35.835		4 [3:35.835]	-	1
2	4	Ilgonis Krumins	LAT	4	3:37.073	1.238	-	4 [3:37.073]	2
3	11	Rommi Pukk	EST	4	3:38.326	2.491	-	4 [3:38.326]	3
4	3	Kalmer Vaht	EST	4	3:38.954	3.119	-	4 [3:38.954]	4
5	6	Siim Sündema	EST	4	3:43.563	7.728	4 [3:43.563]	-	5
6	17	Andrus Karu	EST	4	3:45.160	9.325	4 [3:45.160]	-	6
7	5	Kevo Kärp	EST	0			0 []	-	90



**OLEREX Eesti MV III etapp rallikrossis****Sorted on Best Lap time**

RWD

Piiroja Rallycross Track 1,080 Km

stardipositsioonide valiku järjestus - eelsõit 1

9.07.2011 12:45

Qualifying

Pos	No.	Name	Nat/State	Make	Entrant/Race Team
1	2	Sten Suvemaa	EST	LaitseRallyPark	BMW M3
2	17	Andrus Karu	EST	Yellow Racing	Lada 2105
3	5	Kevo Kärp	EST	Ligur Racing	Lada 2101
4	6	Siim Sündema	EST	LaitseRallyPark	BMW 318
5	11	Rommi Pukk	EST	Ligur Racing	BMW 318
6	3	Kalmer Vaht	EST	Erki Sport	Lada 2101
7	4	Ilgonis Krumins	LAT		BMW 318



# OLEREX Eesti MV III etapp rallikrossis

Sorted on Laps

RWD

Piiraja Rallycross Track 1,080 Km

eelsõit 2 - 4 ringi - 1. start

9.07.2011 13:45

Race (4 Laps) started at 14:37:32



Pos	No.	Name	Nat	Make	Entrant/Race Team	Laps	Total Tm	Diff	Gap	In Lap	Best Tm	Points
1	6	Siim Sündema	EST	LaitseRallyPark	BMW 318	4	3:34.986			4	52.306	0
2	<b>3</b>	Kalmer Vaht	<b>EST</b>	<b>Erki Sport</b>	<b>Lada 2101</b>	4	3:35.697	0.711	0.711	<b>4</b>	<b>51.742</b>	0
3	17	Andrus Karu	EST	Yellow Racing	Lada 2105	4	3:40.997	6.011	5.300	4	53.293	0
4	5	Kevo Kärp	EST	Ligur Racing	Lada 2101	3	3:04.829	1 Lap	1 Lap	2	56.106	0

Margin of Victory	Avg. Speed	Best Lap Tm	Best Spd	Best Lap by
0.711	72,340	51.742	75,142	3 - Kalmer Vaht

Organizer: Rallikrossi Arenduse MTÜ Posted at:

Officialised at:

Orbits

Clerk of the Course: Ain Brunfeldt

Secretary of race: Merike Kask

Official Timing: EAL Timing

Printed: 12.07.2011 8:18:47



# OLEREX Eesti MV III etapp rallikrossis

RWD

Piiraja Rallycross Track 1,080 Km

eelsõit 2 - 4 ringi - 1. start

9.07.2011 13:45

Race (4 Laps) started at 14:37:32

Lap	Lap Tm	Diff	Time of Day
<b>(6) Siim Sündema</b>			
1	56.132	+3.826	14:38:28.843
2	53.883	+1.577	14:39:22.726
3	52.665	+0.359	14:40:15.391
4	<b>52.306</b>		14:41:07.697
<b>(3) Kalmer Vaht</b>			
1	56.672	+4.930	14:38:29.383
2	54.740	+2.998	14:39:24.123
3	52.543	+0.801	14:40:16.666
4	<b>51.742</b>		14:41:08.408
<b>(17) Andrus Karu</b>			
1	57.854	+4.561	14:38:30.856
2	54.223	+0.930	14:39:25.079
3	55.336	+2.043	14:40:20.415
4	<b>53.293</b>		14:41:13.708
<b>(5) Kevo Kärp</b>			
1	56.667	+0.561	14:38:30.286
2	<b>56.106</b>		14:39:26.392
3	1:11.148	+15.042	14:40:37.540

Lap Lap Tm Diff Time of Day

Lap Lap Tm Diff Time of Day

**OLEREX Eesti MV III etapp rallikrossis****Lapchart**

RWD

Piiroja Rallycross Track 1,080 Km

eelsõit 2 - 4 ringi - 1. start

9.07.2011 13:45

Race (4 Laps) started at 14:37:32

**Competitors****Laps**

	<b>0</b>	<b>1</b>	<b>2</b>	<b>3</b>	<b>4</b>
Siim Sündema (6)	<b>1</b>	<b>6</b>	<b>6</b>	<b>6</b>	<b>6</b>
Kalmer Vaht (3)	<b>2</b>	<b>3</b>	<b>3</b>	<b>3</b>	<b>3</b>
Andrus Karu (17)	<b>3</b>	<b>17</b>	<b>5</b>	<b>17</b>	<b>17</b>
Kevo Kärp (5)	<b>4</b>	<b>5</b>	<b>17</b>	<b>5</b>	<b>5</b>



# OLEREX Eesti MV III etapp rallikrossis

Sorted on Laps

RWD

Piiraja Rallycross Track 1,080 Km

eelsõit 2 - 4 ringi - 2. start

9.07.2011 13:50

Race (4 Laps) started at 14:42:25

Pos	No.	Name	Nat	Make	Entrant/Race Team	Laps	Total Tm	Diff	Gap	In Lap	Best Tm	Points
1	11	Rommi Pukk	EST	Ligur Racing	BMW 318	4	3:29.804			2	51.107	0
2	4	Ilgonis Krumins	LAT	Ilgonis Krumins	BMW 318	4	3:31.302	1.498	1.498	2	51.408	0
3	2	Sten Suvemaa	EST	LaitseRallyPark	BMW M3	4	3:32.446	2.642	1.144	2	52.056	0

**Margin of Victory**

**Avg. Speed**

**Best Lap Tm**

**Best Spd**

**Best Lap by**

1.498

74,126

51.107

76,076

11 - Rommi Pukk

Organizer: Rallikrossi Arenduse MTÜ Posted at:

Officialised at:

Orbits

Clerk of the Course: Ain Brunfeldt

Secretary of race: Merike Kask

Official Timing: EAL Timing

Printed: 12.07.2011 8:19:11



# OLEREX Eesti MV III etapp rallikrossis


RWD

Piiraja Rallycross Track 1,080 Km

eelsõit 2 - 4 ringi - 2. start

9.07.2011 13:50

Race (4 Laps) started at 14:42:25



Lap	Lap Tm	Diff	Time of Day
<b>(11) Rommi Pukk</b>			
1	52.796	+1.689	14:43:18.207
2	<b>51.107</b>		14:44:09.314
3	52.126	+1.019	14:45:01.440
4	53.476	+2.369	14:45:54.916
<b>(4) Ilgonis Krumins</b>			
1	51.884	+0.476	14:43:16.996
2	<b>51.408</b>		14:44:08.404
3	52.367	+0.959	14:45:00.771
4	55.643	+4.235	14:45:56.414
<b>(2) Sten Suvemaa</b>			
1	53.102	+1.046	14:43:19.116
2	<b>52.056</b>		14:44:11.172
3	52.170	+0.114	14:45:03.342
4	54.216	+2.160	14:45:57.558

Lap Lap Tm Diff Time of Day

Lap Lap Tm Diff Time of Day

**OLEREX Eesti MV III etapp rallikrossis****Lapchart**

RWD

Piiroja Rallycross Track 1,080 Km

eelsõit 2 - 4 ringi - 2. start

9.07.2011 13:50

Race (4 Laps) started at 14:42:25

**Competitors****Laps**


	<u>0</u>	<u>1</u>	<u>2</u>	<u>3</u>	<u>4</u>
1 Ilgonis Krumins (4)	4	4	4	4	11
2 Rommi Pukk (11)	11	11	11	11	4
3 Sten Suvemaa (2)	2	2	2	2	2

**OLEREX Eesti MV III etapp rallikrossis**

RWD

Piiroja Rallycross Track 1,080 Km

2. eelvoor



Pos	No.	Name	Nat	Laps	Total Tm	Diff	R1.	R2.	Points
1	11	Rommi Pukk	EST	4	3:29.804		-	4 [3:29.804]	1
2	4	Ilgonis Krumins	LAT	4	3:31.302	1.498	-	4 [3:31.302]	2
3	2	Sten Suvemaa	EST	4	3:32.446	2.642	-	4 [3:32.446]	3
4	6	Siim Sündema	EST	4	3:34.986	5.182	4 [3:34.986]	-	4
5	3	Kalmer Vaht	EST	4	3:35.697	5.893	4 [3:35.697]	-	5
6	17	Andrus Karu	EST	4	3:40.997	11.193	4 [3:40.997]	-	6
7	5	Kevo Kärp	EST	3	3:04.829	1 Lap	3 [3:04.829]	-	7




**OLEREX Eesti MV III etapp rallikrossis**

RWD

Piiroja Rallycross Track 1,080 Km

1 + 2 eelvoorude punktitable



Pos	No.	Name	Entrant/Race Team	Make	R1.	R2.	Total points
1	11	Rommi Pukk	BMW 318	Ligur Racing	3	1	4
2	4	Ilgonis Krumins	BMW 318	Ilgonis Krumins	2	2	4
3	2	Sten Suvemaa	BMW M3	LaitseRallyPark	1	3	4
4	6	Siim Sündema	BMW 318	LaitseRallyPark	5	4	9
5	3	Kalmer Vaht	Lada 2101	Erki Sport	4	5	9
6	17	Andrus Karu	Lada 2105	Yellow Racing	6	6	12
7	5	Kevo Kärp	Lada 2101	Ligur Racing	90	7	97

**OLEREX Eesti MV III etapp rallikrossis****Sorted on Best Lap time**

RWD

Piiroja Rallycross Track 1,080 Km

stardipositsioonide valiku järjestus - eelsõit 3

9.07.2011 14:45

Qualifying

Pos	No.	Name	Nat/State	Make	Entrant/Race Team
1	6	Siim Sündema	EST	LaitseRallyPark	BMW 318
2	3	Kalmer Vaht	EST	Erki Sport	Lada 2101
3	17	Andrus Karu	EST	Yellow Racing	Lada 2105
4	5	Kevo Kärp	EST	Ligur Racing	Lada 2101
5	11	Rommi Pukk	EST	Ligur Racing	BMW 318
6	4	Ilgonis Krumins	LAT	Ilgonis Krumins	BMW 318
7	2	Sten Suvemaa	EST	LaitseRallyPark	BMW M3



# OLEREX Eesti MV III etapp rallikrossis

Sorted on Laps


RWD

Piiraja Rallycross Track 1,080 Km

eelsõit 3 - 4 ringi - 1. start

9.07.2011 14:45

Race (4 Laps) started at 16:30:22



Pos	No.	Name	Nat	Make	Entrant/Race Team	Laps	Total Tm	Diff	Gap	In Lap	Best Tm	Points
1	3	Kalmer Vaht	EST	Erki Sport	Lada 2101	4	3:33.847			4	52.848	0
2	17	Andrus Karu	EST	Yellow Racing	Lada 2105	4	3:38.554	4.707	4.707	4	53.149	0
3	6	Siim Sündema	EST	LaitseRallyPark	BMW 318	4	4:01.912	28.065	23.358	4	55.152	0

Not classified

DNS	5	Kevo Kärp	EST	Ligur Racing	Lada 2101		0.000	DNS	4 Laps	0		0
-----	---	-----------	-----	--------------	-----------	--	-------	-----	--------	---	--	---

Margin of Victory	Avg. Speed	Best Lap Tm	Best Spd	Best Lap by
4.707	72,725	52.848	73,569	3 - Kalmer Vaht

Organizer: Rallikrossi Arenduse MTÜ Posted at:

Officialised at:

Orbits

Clerk of the Course: Ain Brunfeldt

Secretary of race: Merike Kask

Official Timing: EAL Timing

Printed: 12.07.2011 8:20:10



# OLEREX Eesti MV III etapp rallikrossis

RWD

Piiraja Rallycross Track 1,080 Km

eelsõit 3 - 4 ringi - 1. start

9.07.2011 14:45

Race (4 Laps) started at 16:30:22

Lap	Lap Tm	Diff	Time of Day
<b>(3) Kalmer Vaht</b>			
1	54.353	+1.505	16:31:16.616
2	53.709	+0.861	16:32:10.325
3	52.937	+0.089	16:33:03.262
4	<b>52.848</b>		16:33:56.110

Lap	Lap Tm	Diff	Time of Day
<b>(17) Andrus Karu</b>			
1	55.901	+2.752	16:31:18.356
2	55.118	+1.969	16:32:13.474
3	54.194	+1.045	16:33:07.668
4	<b>53.149</b>		16:34:00.817

Lap	Lap Tm	Diff	Time of Day
<b>(6) Siim Sündema</b>			
1	1:09.352	+14.200	16:31:35.604
2	57.259	+2.107	16:32:32.863
3	56.160	+1.008	16:33:29.023
4	<b>55.152</b>		16:34:24.175

Lap Lap Tm Diff Time of Day

Lap Lap Tm Diff Time of Day

**OLEREX Eesti MV III etapp rallikrossis****Lapchart**

RWD

Piiroja Rallycross Track 1,080 Km

eelsõit 3 - 4 ringi - 1. start

9.07.2011 14:45

Race (4 Laps) started at 16:30:22

**Competitors****Laps**

	<u>0</u>	<u>1</u>	<u>2</u>	<u>3</u>	<u>4</u>
1 Kalmer Vaht (3)	3	3	3	3	3
2 Andrus Karu (17)	17	17	17	17	17
3 Siim Sündema (6)	6	6	6	6	6
4 Kevo Kärp (5)	5				



# OLEREX Eesti MV III etapp rallikrossis

Sorted on Laps


RWD

Piiraja Rallycross Track 1,080 Km

eelsõit 3 - 4 ringi - 2. start

9.07.2011 14:50

Race (4 Laps) started at 16:35:08



Pos	No.	Name	Nat	Make	Entrant/Race Team	Laps	Total Tm	Diff	Gap	In Lap	Best Tm	Points
1	4	Ilgonis Krumins	LAT	Ilgonis Krumins	BMW 318	4	3:39.150			4	53.311	0
2	11	Rommi Pukk	EST	Ligur Racing	BMW 318	4	3:41.125	1.975	1.975	4	54.377	0
3	2	Sten Suvemaa	EST	LaitseRallyPark	BMW M3	4	3:49.216	10.066	8.091	4	54.220	0

Margin of Victory	Avg. Speed	Best Lap Tm	Best Spd	Best Lap by
1.975	70,965	53.311	72,931	4 - Ilgonis Krumins

Organizer: Rallikrossi Arenduse MTÜ Posted at:

Officialised at:

Orbits

Clerk of the Course: Ain Brunfeldt

Secretary of race: Merike Kask

Official Timing: EAL Timing

Printed: 12.07.2011 8:20:35



# OLEREX Eesti MV III etapp rallikrossis


RWD

Piiraja Rallycross Track 1,080 Km

eelsõit 3 - 4 ringi - 2. start

9.07.2011 14:50

Race (4 Laps) started at 16:35:08



Lap	Lap Tm	Diff	Time of Day
<b>(4) Ilgonis Krumins</b>			
1	55.683	+2.372	16:36:04.322
2	54.326	+1.015	16:36:58.648
3	55.830	+2.519	16:37:54.478
4	<b>53.311</b>		16:38:47.789
<b>(11) Rommi Pukk</b>			
1	55.951	+1.574	16:36:04.911
2	54.502	+0.125	16:36:59.413
3	55.974	+1.597	16:37:55.387
4	<b>54.377</b>		16:38:49.764
<b>(2) Sten Suvemaa</b>			
1	56.281	+2.061	16:36:05.759
2	54.530	+0.310	16:37:00.289
3	1:03.346	+9.126	16:38:03.635
4	<b>54.220</b>		16:38:57.855

Lap Lap Tm Diff Time of Day

Lap Lap Tm Diff Time of Day

**OLEREX Eesti MV III etapp rallikrossis****Lapchart**

RWD

Piiroja Rallycross Track 1,080 Km

eelsõit 3 - 4 ringi - 2. start

9.07.2011 14:50

Race (4 Laps) started at 16:35:08

**Competitors****Laps**

	<u>0</u>	<u>1</u>	<u>2</u>	<u>3</u>	<u>4</u>
1 Ilgonis Krumins (4)	4	4	4	4	4
2 Rommi Pukk (11)	11	11	11	11	11
3 Sten Suvemaa (2)	2	2	2	2	2





**OLEREX Eesti MV III etapp rallikrossis**

RWD

Piiraja Rallycross Track 1,080 Km

3. eelvoor




Pos	No.	Name	Nat	Laps	Total Tm	Diff	R1.	R2.	Points
1	3	Kalmer Vaht	EST	4	3:33.847		4 [3:33.847]	-	1
2	17	Andrus Karu	EST	4	3:38.554	4.707	4 [3:38.554]	-	2
3	4	Ilgonis Krumins	LAT	4	3:39.150	5.303	-	4 [3:39.150]	3
4	11	Rommi Pukk	EST	4	3:41.125	7.278	-	4 [3:41.125]	4
5	2	Sten Suvemaa	EST	4	3:49.216	15.369	-	4 [3:49.216]	5
6	6	Siim Sündema	EST	4	4:01.912	28.065	4 [4:01.912]	-	6
7	5	Kevo Kärp	EST	0			0 []	-	90

**OLEREX Eesti MV III etapp rallikrossis**

RWD

Piiroja Rallycross Track 1,080 Km

1 + 2 + 3 eelvoorude punktitable



Pos	No.	Name	Entrant/Race Team	Make	R1.	R2.	M3.	Total points
1	4	Ilgonis Krumins	BMW 318	Ilgonis Krumins	2	2	3	4
2	11	Rommi Pukk	BMW 318	Ligur Racing	3	1	4	4
3	2	Sten Suvemaa	BMW M3	LaitseRallyPark	1	3	5	4
4	3	Kalmer Vaht	Lada 2101	Erki Sport	4	5	1	5
5	17	Andrus Karu	Lada 2105	Yellow Racing	6	6	2	8
6	6	Siim Sündema	BMW 318	LaitseRallyPark	5	4	6	9
7	5	Kevo Kärp	Lada 2101	Ligur Racing	90	7	90	97



# OLEREX Eesti MV III etapp rallikrossis

Sorted on Laps

RWD

Piiraja Rallycross Track 1,080 Km

a finaal - 6 ringi

9.07.2011 16:15

Race (6 Laps) started at 18:15:43

Pos	No.	Name	Nat	Make	Entrant/Race Team	Laps	Total Tm	Diff	Gap	In Lap	Best Tm	Points
1	11	Rommi Pukk	EST	Ligur Racing	BMW 318	6	5:01.383			4	49.662	0
2	2	Sten Suvemaa	EST	LaitseRallyPark	BMW M3	6	5:06.107	4.724	4.724	3	49.651	0
3	3	Kalmer Vaht	EST	Erki Sport	Lada 2101	6	5:07.292	5.909	1.185	5	50.329	0
4	4	Ilgonis Krumins	LAT	Ilgonis Krumins	BMW 318	6	5:07.769	6.386	0.477	5	48.911	0
5	17	Andrus Karu	EST	Yellow Racing	Lada 2105	6	5:13.093	11.710	5.324	5	50.638	0
6	6	Siim Sündema	EST	LaitseRallyPark	BMW 318	6	5:24.857	23.474	11.764	3	52.296	0

Margin of Victory	Avg. Speed	Best Lap Tm	Best Spd	Best Lap by
4.724	77,403	48.911	79,491	4 - Ilgonis Krumins

Organizer: Rallikrossi Arenduse MTÜ Posted at:

Officialised at:

Orbits

Clerk of the Course: Ain Brunfeldt

Secretary of race: Merike Kask

Official Timing: EAL Timing

Printed: 12.07.2011 8:21:21



# OLEREX Eesti MV III etapp rallikrossis

RWD

Piiraja Rallycross Track 1,080 Km

a finaal - 6 ringi

9.07.2011 16:15

Race (6 Laps) started at 18:15:43

Lap	Lap Tm	Diff	Time of Day
<b>(11) Rommi Pukk</b>			
1	51.004	+1.342	18:16:35.528
2	49.904	+0.242	18:17:25.432
3	49.857	+0.195	18:18:15.289
4	<b>49.662</b>		18:19:04.951
5	49.752	+0.090	18:19:54.703
6	50.662	+1.000	18:20:45.365

Lap	Lap Tm	Diff	Time of Day
<b>(2) Sten Suvemaa</b>			
1	51.854	+2.203	18:16:36.939
2	51.171	+1.520	18:17:28.110
3	<b>49.651</b>		18:18:17.761
4	50.772	+1.121	18:19:08.533
5	50.601	+0.950	18:19:59.134
6	50.955	+1.304	18:20:50.089

Lap	Lap Tm	Diff	Time of Day
<b>(3) Kalmer Vaht</b>			
1	52.922	+2.593	18:16:38.158
2	50.980	+0.651	18:17:29.138
3	50.935	+0.606	18:18:20.073
4	50.445	+0.116	18:19:10.518
5	<b>50.329</b>		18:20:00.847
6	50.427	+0.098	18:20:51.274

Lap	Lap Tm	Diff	Time of Day
<b>(4) Ilgonis Krumins</b>			
1	50.812	+1.901	18:16:34.794
2	49.353	+0.442	18:17:24.147
3	49.610	+0.699	18:18:13.757
4	50.326	+1.415	18:19:04.083
5	<b>48.911</b>		18:19:52.994
6	58.757	+9.846	18:20:51.751

Lap	Lap Tm	Diff	Time of Day
<b>(17) Andrus Karu</b>			
1	53.886	+3.248	18:16:40.202
2	51.416	+0.778	18:17:31.618
3	51.425	+0.787	18:18:23.043
4	51.352	+0.714	18:19:14.395
5	<b>50.638</b>		18:20:05.033
6	52.042	+1.404	18:20:57.075

Lap	Lap Tm	Diff	Time of Day
<b>(6) Siim Sündema</b>			
1	56.495	+4.199	18:16:42.576
2	53.421	+1.125	18:17:35.997
3	<b>52.296</b>		18:18:28.293
4	52.330	+0.034	18:19:20.623
5	54.876	+2.580	18:20:15.499
6	53.340	+1.044	18:21:08.839

**OLEREX Eesti MV III etapp rallikrossis****Lapchart**

RWD

Piiroja Rallycross Track 1,080 Km

a finaal - 6 ringi

9.07.2011 16:15

Race (6 Laps) started at 18:15:43

**Competitors****Laps**

	<b>0</b>	<b>1</b>	<b>2</b>	<b>3</b>	<b>4</b>	<b>5</b>	<b>6</b>
<b>1</b> Ilgonis Krumins (4)	<b>4</b>	<b>4</b>	<b>4</b>	<b>4</b>	<b>4</b>	<b>4</b>	<b>11</b>
<b>2</b> Rommi Pukk (11)	<b>11</b>	<b>11</b>	<b>11</b>	<b>11</b>	<b>11</b>	<b>11</b>	<b>2</b>
<b>3</b> Sten Suvemaa (2)	<b>2</b>	<b>2</b>	<b>2</b>	<b>2</b>	<b>2</b>	<b>2</b>	<b>3</b>
<b>4</b> Kalmer Vaht (3)	<b>3</b>	<b>3</b>	<b>3</b>	<b>3</b>	<b>3</b>	<b>3</b>	<b>4</b>
<b>5</b> Siim Sündema (6)	<b>6</b>	<b>17</b>	<b>17</b>	<b>17</b>	<b>17</b>	<b>17</b>	<b>17</b>
<b>6</b> Andrus Karu (17)	<b>17</b>	<b>6</b>	<b>6</b>	<b>6</b>	<b>6</b>	<b>6</b>	<b>6</b>