

RAHA 24 Eesti MV VIII etapp kardispordis

Sorted on Best Lap time

Rotax Max DD2; Rotax Max DD2 Masters; KZ2

Aravete Karting Circuit 1,001 Km

Rotax Max DD2; Rotax Max DD2 Masters; KZ2 - practice 1 - 8 minutes

23.09.2011 09:50

Practice started at 9:53:09

Pos	No.	Name	Nat	Entrant/Race Team	Chassis/Engine/Tyres	Best Tm	Diff	Gap	Laps	In Lap	Best Speed
<b>KZ2</b>											
1	78	Kaspar Kallasmaa	EST	Kuningamäe Kart	Wild Kart / /	52.288			8	4	68,918
2	29	Romet Kors	EST	Kuningamäe Kart	CRG / Maxter / Mojo	56.025	3.737	3.737	7	7	64,321
<b>Rotax DD2</b>											
1	16	Mario Haugas	EST	Aix Racing	Tony Kart / Rotax 125 / Mojo	52.761			8	7	68,300
<b>Rotax Masters</b>											
1	64	Eke Nurm	EST	AGS Racing	Maddox / Rotax 125 / Mojo	53.512			8	4	67,342
2	7	Erki Lehiste	EST	Talvar Racing	Tony Kart / Rotax 125 / Mojo	54.544	1.032	1.032	8	8	66,068

# RAHA 24 Eesti MV VIII etapp kardispordis

Rotax Max DD2; Rotax Max DD2 Masters; KZ2

Aravete Karting Circuit 1,001 Km

Rotax Max DD2; Rotax Max DD2 Masters; KZ2 - practice 1 - 8 minutes

23.09.2011 09:50

Practice started at 9:53:09

Lap	Lap Tm	Diff	Time of Day
<b>(78) Kaspar Kallasmaa</b>			
1	57.422	+5.134	9:54:18.076
2	55.296	+3.008	9:55:13.372
3	52.477	+0.189	9:56:05.849
4	<b>52.288</b>		9:56:58.137
5	52.492	+0.204	9:57:50.629
6	53.193	+0.905	9:58:43.822
7	52.385	+0.097	9:59:36.207
8	52.334	+0.046	10:00:28.541

Lap	Lap Tm	Diff	Time of Day
<b>(16) Mario Haugas</b>			
1	57.373	+4.612	9:54:25.754
2	54.015	+1.254	9:55:19.769
3	53.674	+0.913	9:56:13.443
4	53.972	+1.211	9:57:07.415
5	52.928	+0.167	9:58:00.343
6	52.826	+0.065	9:58:53.169
7	<b>52.761</b>		9:59:45.930
8	53.145	+0.384	10:00:39.075

Lap	Lap Tm	Diff	Time of Day
<b>(64) Eke Nurm</b>			
1	55.900	+2.388	9:54:31.879
2	53.874	+0.362	9:55:25.753
3	53.777	+0.265	9:56:19.530
4	<b>53.512</b>		9:57:13.042
5	54.175	+0.663	9:58:07.217
6	54.694	+1.182	9:59:01.911
7	53.849	+0.337	9:59:55.760
8	54.354	+0.842	10:00:50.114

Lap	Lap Tm	Diff	Time of Day
<b>(7) Erki Lehiste</b>			
1	59.868	+5.324	9:54:17.305
2	57.534	+2.990	9:55:14.839
3	56.232	+1.688	9:56:11.071
4	57.360	+2.816	9:57:08.431
5	57.104	+2.560	9:58:05.535
6	55.984	+1.440	9:59:01.519
7	55.903	+1.359	9:59:57.422
8	<b>54.544</b>		10:00:51.966

Lap	Lap Tm	Diff	Time of Day
<b>(29) Romet Kors</b>			
1	1:05.493	+9.468	9:54:37.814
2	56.672	+0.647	9:55:34.486
3	56.132	+0.107	9:56:30.618
4	56.737	+0.712	9:57:27.355
5	56.736	+0.711	9:58:24.091
6	56.615	+0.590	9:59:20.706
7	<b>56.025</b>		10:00:16.731

**RAHA 24 Eesti MV VIII etapp kardispordis**

**Sorted on Best Lap time**

Rotax Max DD2; Rotax Max DD2 Masters; KZ2

Aravete Karting Circuit 1,001 Km

Rotax Max DD2; Rotax Max DD2 Masters; KZ2 - practice 2 - 8 minutes

23.09.2011 10:50

Practice started at 10:50:57

Pos	No.	Name	Nat	Entrant/Race Team	Chassis/Engine/Tyres	Best Tm	Diff	Gap	Laps	In Lap	Best Speed
<b>KZ2</b>											
1	5	Mihkel Maltna	EST	<b>Aix Racing</b>	CRG / TM / Mojo	50.840			2	2	70,881
2	29	Romet Kors	EST	Kuningamäe Kart	CRG / Maxter / Mojo	54.688	3.848	3.848	8	3	65,894
3	78	Kaspar Kallasmaa	EST	Kuningamäe Kart	Wild Kart / /	54.837	3.997	0.149	3	3	65,715
<b>Rotax DD2</b>											
1	2	Mario Vendla	EST	Kartdagö	Birel / Rotax 125 / Mojo	51.674			9	4	69,737
2	619	Simas Juodvirsis	LTU	RKV Racing	Gillard / Rotax 125 / Mojo	51.719	0.045	0.045	9	5	69,677
3	670	Fred Joonas Alliksaar	EST	Max Racing	Zanardi / Rotax 125 / Mojo	51.876	0.202	0.157	9	8	69,466
4	51	Konstantins Calko	LAT	Kika Motorsport	Gillard / Rotax 125 / Mojo	51.965	0.291	0.089	8	4	69,347
5	16	Mario Haugas	EST	Aix Racing	Tony Kart / Rotax 125 / Mojo	52.081	0.407	0.116	9	9	69,192
6	12	Anton Zaytsev	UKR	Max Racing	CRG / Rotax 125 / Mojo	54.226	2.552	2.145	9	5	66,455
7	99	Ilja Aloskins	LAT	JTSVC	/ Rotax 125 / Mojo	1:41.504	49.830	47.278	2	1	35,502
<b>Rotax Masters</b>											
1	601	Normunds Stanevics	LAT	Kika Motorsport	Gillard / Rotax 125 / Mojo	52.767			9	4	68,293
2	64	Eke Nurm	EST	AGS Racing	Maddox / Rotax 125 / Mojo	52.937	0.170	0.170	9	4	68,073
3	7	Erki Lehiste	EST	Talvar Racing	Tony Kart / Rotax 125 / Mojo	53.367	0.600	0.430	8	6	67,525
4	605	Vitalijus Gudzenko	LTU	RKV Racing	Maranello / Rotax 125 / Mojo	53.422	0.655	0.055	7	3	67,455
5	111	Saulius Poceviccius	LTU	RKV Racing	Maddox / Rotax 125 / Mojo	53.670	0.903	0.248	7	6	67,144
6	60	Priit Sei	EST	Talvar Racing	Intrepid / Rotax 125 / Mojo	54.598	1.831	0.928	8	6	66,002
7	10	Juris Zalitis	LAT	RKV Racing	MS Kart / TM / Mojo	54.692	1.925	0.094	5	5	65,889
8	67	Argo Tamm	EST	Max Racing	CRG / Rotax 125 / Mojo	1:05.719	12.952	11.027	6	2	54,833

# RAHA 24 Eesti MV VIII etapp kardisportis

Rotax Max DD2; Rotax Max DD2 Masters; KZ2

Aravete Karting Circuit 1,001 Km

Rotax Max DD2; Rotax Max DD2 Masters; KZ2 - practice 2 - 8 minutes

23.09.2011 10:50

Practice started at 10:50:57

Lap	Lap Tm	Diff	Time of Day
<b>(5) Mihkel Maltna</b>			
1	51.560	+0.720	10:57:57.208
2	<b>50.840</b>		10:58:48.048

Lap	Lap Tm	Diff	Time of Day
<b>(2) Mario Vendla</b>			
1	52.487	+0.813	10:52:13.672
2	51.800	+0.126	10:53:05.472
3	51.679	+0.005	10:53:57.151
4	<b>51.674</b>		10:54:48.825
5	51.719	+0.045	10:55:40.544
6	52.019	+0.345	10:56:32.563
7	52.275	+0.601	10:57:24.838
8	51.797	+0.123	10:58:16.635
9	51.756	+0.082	10:59:08.391

Lap	Lap Tm	Diff	Time of Day
<b>(619) Simas Juodvirsis</b>			
1	54.400	+2.681	10:52:00.690
2	52.610	+0.891	10:52:53.300
3	52.507	+0.788	10:53:45.807
4	51.942	+0.223	10:54:37.749
5	<b>51.719</b>		10:55:29.468
6	52.186	+0.467	10:56:21.654
7	52.075	+0.356	10:57:13.729
8	51.847	+0.128	10:58:05.576
9	51.885	+0.166	10:58:57.461

Lap	Lap Tm	Diff	Time of Day
<b>(670) Fred Joonas Alliksaar</b>			
1	54.381	+2.505	10:52:04.092
2	53.208	+1.332	10:52:57.300
3	52.645	+0.769	10:53:49.945
4	52.609	+0.733	10:54:42.554
5	52.072	+0.196	10:55:34.626
6	51.911	+0.035	10:56:26.537
7	52.140	+0.264	10:57:18.677
8	<b>51.876</b>		10:58:10.553
9	52.310	+0.434	10:59:02.863

Lap	Lap Tm	Diff	Time of Day
<b>(51) Konstantins Calko</b>			
1	52.767	+0.802	10:52:40.772
2	52.387	+0.422	10:53:33.159
3	54.389	+2.424	10:54:27.548
4	<b>51.965</b>		10:55:19.513
5	51.989	+0.024	10:56:11.502
6	52.464	+0.499	10:57:03.966
7	1:02.857	+10.892	10:58:06.823
8	52.476	+0.511	10:58:59.299

Lap	Lap Tm	Diff	Time of Day
<b>(16) Mario Haugas</b>			
1	54.558	+2.477	10:52:01.576
2	52.601	+0.520	10:52:54.177
3	52.762	+0.681	10:53:46.939
4	53.105	+1.024	10:54:40.044
5	52.434	+0.353	10:55:32.478
6	52.520	+0.439	10:56:24.998
7	52.328	+0.247	10:57:17.326
8	52.463	+0.382	10:58:09.789
9	<b>52.081</b>		10:59:01.870

Lap	Lap Tm	Diff	Time of Day
<b>(601) Normunds Stanevics</b>			
1	55.024	+2.257	10:51:54.070
2	53.412	+0.645	10:52:47.482
3	52.913	+0.146	10:53:40.395
4	<b>52.767</b>		10:54:33.162
5	54.367	+1.600	10:55:27.529
6	53.843	+1.076	10:56:21.372

Lap	Lap Tm	Diff	Time of Day
7	54.132	+1.365	10:57:15.504
8	53.973	+1.206	10:58:09.477
9	54.423	+1.656	10:59:03.900

Lap	Lap Tm	Diff	Time of Day
<b>(64) Eke Nurm</b>			
1	54.997	+2.060	10:52:05.681
2	53.323	+0.386	10:52:59.004
3	53.317	+0.380	10:53:52.321
4	<b>52.937</b>		10:54:45.258
5	53.135	+0.198	10:55:38.393
6	54.085	+1.148	10:56:32.478
7	54.308	+1.371	10:57:26.786
8	54.623	+1.686	10:58:21.409
9	53.163	+0.226	10:59:14.572

Lap	Lap Tm	Diff	Time of Day
<b>(7) Erki Lehiste</b>			
1	54.754	+1.387	10:52:19.847
2	54.468	+1.101	10:53:14.315
3	54.173	+0.806	10:54:08.488
4	54.176	+0.809	10:55:02.664
5	54.227	+0.860	10:55:56.891
6	<b>53.367</b>		10:56:50.258
7	53.543	+0.176	10:57:43.801
8	54.064	+0.697	10:58:37.865

Lap	Lap Tm	Diff	Time of Day
<b>(605) Vitalijus Gudzenko</b>			
1	54.298	+0.876	10:52:24.316
2	54.463	+1.041	10:53:18.779
3	<b>53.422</b>		10:54:12.201
4	53.846	+0.424	10:55:06.047
5	54.154	+0.732	10:56:00.201
6	53.546	+0.124	10:56:53.747
7	1:50.166	+56.744	10:58:43.913

Lap	Lap Tm	Diff	Time of Day
<b>(111) Saulius Pocevicius</b>			
1	54.719	+1.049	10:53:16.950
2	53.708	+0.038	10:54:10.658
3	54.136	+0.466	10:55:04.794
4	54.345	+0.675	10:55:59.139
5	53.698	+0.028	10:56:52.837
6	<b>53.670</b>		10:57:46.507
7	54.407	+0.737	10:58:40.914

Lap	Lap Tm	Diff	Time of Day
<b>(12) Anton Zaytsev</b>			
1	55.382	+1.156	10:51:56.698
2	55.512	+1.286	10:52:52.210
3	55.476	+1.250	10:53:47.686
4	54.759	+0.533	10:54:42.445
5	<b>54.226</b>		10:55:36.671
6	55.406	+1.180	10:56:32.077
7	54.564	+0.338	10:57:26.641
8	55.634	+1.408	10:58:22.275
9	56.249	+2.023	10:59:18.524

Lap	Lap Tm	Diff	Time of Day
<b>(60) Priit Sei</b>			
1	56.713	+2.115	10:52:09.037
2	55.912	+1.314	10:53:04.949
3	55.708	+1.110	10:54:00.657
4	54.924	+0.326	10:54:55.581
5	54.759	+0.161	10:55:50.340
6	<b>54.598</b>		10:56:44.938
7	54.638	+0.040	10:57:39.576
8	1:06.756	+12.158	10:58:46.332

Lap	Lap Tm	Diff	Time of Day
<b>(29) Romet Kors</b>			
1	1:00.074	+5.386	10:52:06.048

Lap	Lap Tm	Diff	Time of Day
2	55.058	+0.370	10:53:01.106
3	<b>54.688</b>		10:53:55.794
4	54.755	+0.067	10:54:50.549
5	55.532	+0.844	10:55:46.081
6	54.775	+0.087	10:56:40.856
7	55.014	+0.326	10:57:35.870
8	55.550	+0.862	10:58:31.420

Lap	Lap Tm	Diff	Time of Day
<b>(10) Juris Zalitis</b>			
1	1:00.778	+6.086	10:55:03.867
2	57.653	+2.961	10:56:01.520
3	55.822	+1.130	10:56:57.342
4	55.241	+0.549	10:57:52.583
5	<b>54.692</b>		10:58:47.275

Lap	Lap Tm	Diff	Time of Day
<b>(78) Kaspar Kallasmaa</b>			
1	57.316	+2.479	10:52:03.554
2	55.221	+0.384	10:52:58.775
3	<b>54.837</b>		10:53:53.612

Lap	Lap Tm	Diff	Time of Day
<b>(67) Argo Tamm</b>			
1	1:08.038	+2.319	10:52:39.800
2	<b>1:05.719</b>		10:53:45.519
3	1:16.588	+10.869	10:55:02.107
4	1:08.843	+3.124	10:56:10.950
5	1:05.943	+0.224	10:57:16.893
6	1:08.856	+3.137	10:58:25.749

Lap	Lap Tm	Diff	Time of Day
<b>(99) Ilja Aloskins</b>			
1	<b>1:41.504</b>		10:56:36.244
2	2:06.375	+24.871	10:58:42.619

RAHA 24 Eesti MV VIII etapp kardispordis

Sorted on Best Lap time

Rotax Max DD2; Rotax Max DD2 Masters; KZ2

Aravete Karting Circuit 1,001 Km

Rotax Max DD2; Rotax Max DD2 Masters; KZ2 - practice 3 - 8 minutes

23.09.2011 11:50

Practice started at 11:50:00

Pos	No.	Name	Nat	Entrant/Race Team	Chassis/Engine/Tyres	Best Tm	Diff	Gap	Laps	In Lap	Best Speed
<b>KZ2</b>											
1	29	Romet Kors	EST	Kuningamäe Kart	CRG / Maxter / Mojo	51.175			9	9	70,417
2	78	Kaspar Kallasmaa	EST	Kuningamäe Kart	Wild Kart / /	51.646	0.471	0.471	3	3	69,775
3	3	Juhan Maltna	EST	Aix Racing	Maranello / TM / Mojo	52.571	1.396	0.925	8	8	68,547

Pos	No.	Name	Nat	Entrant/Race Team	Chassis/Engine/Tyres	Best Tm	Diff	Gap	Laps	In Lap	Best Speed
<b>Rotax DD2</b>											
1	16	Mario Haugas	EST	<b>Aix Racing</b>	<b>Tony Kart / Rotax 125 / Mojo</b>	49.672			10	10	72,548
2	610	Martins Lapins	LAT	RKV Racing	Energy / Rotax 125 / Mojo	49.685	0.013	0.013	10	10	72,529
3	619	Simas Juodvirsis	LTU	RKV Racing	Gillard / Rotax 125 / Mojo	50.000	0.328	0.315	10	9	72,072
4	670	Fred Joonas Alliksaar	EST	Max Racing	Zanardi / Rotax 125 / Mojo	50.210	0.538	0.210	8	8	71,771
5	51	Konstantins Calko	LAT	Kika Motorsport	Gillard / Rotax 125 / Mojo	50.224	0.552	0.014	10	8	71,751
6	2	Mario Vendla	EST	Kartdagö	Birel / Rotax 125 / Mojo	50.428	0.756	0.204	9	8	71,460
7	632	Tristan Viidas	EST	Aix Racing	Gillard / Rotax 125 / Mojo	50.579	0.907	0.151	9	9	71,247
8	99	Ilja Aloskins	LAT	JTSVC	/ Rotax 125 / Mojo	51.885	2.213	1.306	9	8	69,454
9	12	Anton Zaytsev	UKR	Max Racing	CRG / Rotax 125 / Mojo	51.935	2.263	0.050	9	9	69,387
10	77	Ott Krigul	EST	R24 Motorsport	Energy / Rotax 125 / Mojo	52.401	2.729	0.466	4	4	68,770

Pos	No.	Name	Nat	Entrant/Race Team	Chassis/Engine/Tyres	Best Tm	Diff	Gap	Laps	In Lap	Best Speed
<b>Rotax Masters</b>											
1	111	Saulius Pocevicus	LTU	RKV Racing	Maddox / Rotax 125 / Mojo	50.609			9	9	71,205
2	64	Eke Nurm	EST	AGS Racing	Maddox / Rotax 125 / Mojo	50.726	0.117	0.117	9	9	71,040
3	10	Juris Zalitis	LAT	RKV Racing	MS Kart / TM / Mojo	50.781	0.172	0.055	10	10	70,964
4	97	Anrijs Lembergs	LAT	Kika Motorsport	Gillard / Rotax 125 / Mojo	50.957	0.348	0.176	10	9	70,718
5	7	Erki Lehiste	EST	Talvar Racing	Tony Kart / Rotax 125 / Mojo	51.288	0.679	0.331	9	8	70,262
6	605	Vitalijus Gudzenko	LTU	RKV Racing	Maranello / Rotax 125 / Mojo	51.304	0.695	0.016	9	8	70,240
7	601	Normunds Stanevics	LAT	Kika Motorsport	Gillard / Rotax 125 / Mojo	51.388	0.779	0.084	10	10	70,125
8	67	Argo Tamm	EST	Max Racing	CRG / Rotax 125 / Mojo	52.024	1.415	0.636	9	9	69,268
9	60	Priit Sei	EST	Talvar Racing	Intrepid / Rotax 125 / Mojo	52.587	1.978	0.563	9	5	68,526

Organizer: MAK MTÜ Posted at:

Officialised at:

Orbits

Clerk of the Course: Erki Pakosta

Secretary of race: Ingrid Kiiver-Riisman; Merle Niglas

Official Timing: EAL Timing

Printed: 26.09.2011 13:50:09

# RAHA 24 Eesti MV VIII etapp kardisportis

Rotax Max DD2; Rotax Max DD2 Masters; KZ2

Aravete Karting Circuit 1,001 Km

Rotax Max DD2; Rotax Max DD2 Masters; KZ2 - practice 3 - 8 minutes

23.09.2011 11:50

Practice started at 11:50:00

Lap	Lap Tm	Diff	Time of Day
<b>(16) Mario Haugas</b>			
1	52.567	+2.895	11:51:01.233
2	51.779	+2.107	11:51:53.012
3	51.891	+2.219	11:52:44.903
4	51.314	+1.642	11:53:36.217
5	51.124	+1.452	11:54:27.341
6	50.745	+1.073	11:55:18.086
7	50.675	+1.003	11:56:08.761
8	50.300	+0.628	11:56:59.061
9	49.725	+0.053	11:57:48.786
10	<b>49.672</b>		11:58:38.458

Lap	Lap Tm	Diff	Time of Day
<b>(610) Martins Lapins</b>			
1	51.840	+2.155	11:50:58.084
2	51.115	+1.430	11:51:49.199
3	50.926	+1.241	11:52:40.125
4	50.772	+1.087	11:53:30.897
5	50.840	+1.155	11:54:21.737
6	51.343	+1.658	11:55:13.080
7	50.531	+0.846	11:56:03.611
8	50.219	+0.534	11:56:53.830
9	50.305	+0.620	11:57:44.135
10	<b>49.685</b>		11:58:33.820

Lap	Lap Tm	Diff	Time of Day
<b>(619) Simas Juodvirsis</b>			
1	51.860	+1.860	11:51:06.876
2	51.087	+1.087	11:51:57.963
3	50.633	+0.633	11:52:48.596
4	50.909	+0.909	11:53:39.505
5	50.675	+0.675	11:54:30.180
6	50.854	+0.854	11:55:21.034
7	50.882	+0.882	11:56:11.916
8	50.418	+0.418	11:57:02.334
9	<b>50.000</b>		11:57:52.334
10	50.369	+0.369	11:58:42.703

Lap	Lap Tm	Diff	Time of Day
<b>(670) Fred Joonas Alliksaar</b>			
1	53.720	+3.510	11:52:25.706
2	1:06.240	+16.030	11:53:31.946
3	50.687	+0.477	11:54:22.633
4	51.940	+1.730	11:55:14.573
5	50.578	+0.368	11:56:05.151
6	50.455	+0.245	11:56:55.606
7	50.354	+0.144	11:57:45.960
8	<b>50.210</b>		11:58:36.170

Lap	Lap Tm	Diff	Time of Day
<b>(51) Konstantins Calko</b>			
1	51.887	+1.663	11:50:57.542
2	51.210	+0.986	11:51:48.752
3	50.677	+0.453	11:52:39.429
4	51.235	+1.011	11:53:30.664
5	1:02.126	+11.902	11:54:32.790
6	51.174	+0.950	11:55:23.964
7	51.308	+1.084	11:56:15.272
8	<b>50.224</b>		11:57:05.496
9	50.324	+0.100	11:57:55.820
10	50.235	+0.011	11:58:46.055

Lap	Lap Tm	Diff	Time of Day
<b>(2) Mario Vendla</b>			
1	55.967	+5.539	11:51:12.689
2	53.168	+2.740	11:52:05.857
3	52.523	+2.095	11:52:58.380
4	52.395	+1.967	11:53:50.775
5	51.356	+0.928	11:54:42.131
6	51.335	+0.907	11:55:33.466

Lap	Lap Tm	Diff	Time of Day
7	51.367	+0.939	11:56:24.833
8	<b>50.428</b>		11:57:15.261
9	50.496	+0.068	11:58:05.757

Lap	Lap Tm	Diff	Time of Day
<b>(632) Tristan Viidas</b>			
1	51.531	+0.952	11:51:24.438
2	51.453	+0.874	11:52:15.891
3	51.025	+0.446	11:53:06.916
4	51.196	+0.617	11:53:58.112
5	51.281	+0.702	11:54:49.393
6	51.397	+0.818	11:55:40.790
7	51.070	+0.491	11:56:31.860
8	50.916	+0.337	11:57:22.776
9	<b>50.579</b>		11:58:13.355

Lap	Lap Tm	Diff	Time of Day
<b>(111) Saulius Pocevicius</b>			
1	52.998	+2.389	11:51:20.122
2	52.004	+1.395	11:52:12.126
3	52.298	+1.689	11:53:04.424
4	52.317	+1.708	11:53:56.741
5	52.000	+1.391	11:54:48.741
6	51.629	+1.020	11:55:40.370
7	51.743	+1.134	11:56:32.113
8	51.054	+0.445	11:57:23.167
9	<b>50.609</b>		11:58:13.776

Lap	Lap Tm	Diff	Time of Day
<b>(64) Eke Nurm</b>			
1	52.982	+2.256	11:50:59.967
2	51.652	+0.926	11:51:51.619
3	51.456	+0.730	11:52:43.075
4	51.386	+0.660	11:53:34.461
5	51.473	+0.747	11:54:25.934
6	51.191	+0.465	11:55:17.125
7	51.323	+0.597	11:56:08.448
8	51.345	+0.619	11:56:59.793
9	<b>50.726</b>		11:57:50.519

Lap	Lap Tm	Diff	Time of Day
<b>(10) Juris Zalitis</b>			
1	54.573	+3.792	11:51:07.936
2	52.283	+1.502	11:52:00.219
3	51.425	+0.644	11:52:51.644
4	52.008	+1.227	11:53:43.652
5	51.527	+0.746	11:54:35.179
6	51.943	+1.162	11:55:27.122
7	51.694	+0.913	11:56:18.816
8	50.994	+0.213	11:57:09.810
9	51.013	+0.232	11:58:00.823
10	<b>50.781</b>		11:58:51.604

Lap	Lap Tm	Diff	Time of Day
<b>(97) Anrijs Lembergs</b>			
1	53.361	+2.404	11:51:03.226
2	52.068	+1.111	11:51:55.294
3	51.913	+0.956	11:52:47.207
4	51.462	+0.505	11:53:38.669
5	51.395	+0.438	11:54:30.064
6	52.137	+1.180	11:55:22.201
7	51.075	+0.118	11:56:13.276
8	51.505	+0.548	11:57:04.781
9	<b>50.957</b>		11:57:55.738
10	51.007	+0.050	11:58:46.745

Lap	Lap Tm	Diff	Time of Day
<b>(29) Romet Kors</b>			
1	54.547	+3.372	11:51:07.254
2	52.546	+1.371	11:51:59.800
3	52.736	+1.561	11:52:52.536
4	52.671	+1.496	11:53:45.207

Lap	Lap Tm	Diff	Time of Day
5	52.184	+1.009	11:54:37.391
6	52.280	+1.105	11:55:29.671
7	52.468	+1.293	11:56:22.139
8	51.781	+0.606	11:57:13.920
9	<b>51.175</b>		11:58:05.095

Lap	Lap Tm	Diff	Time of Day
<b>(7) Erki Lehiste</b>			
1	55.536	+4.248	11:51:22.386
2	53.317	+2.029	11:52:15.703
3	52.517	+1.229	11:53:08.220
4	52.321	+1.033	11:54:00.541
5	52.419	+1.131	11:54:52.960
6	52.065	+0.777	11:55:45.025
7	52.619	+1.331	11:56:37.644
8	<b>51.288</b>		11:57:28.932
9	51.659	+0.371	11:58:20.591

Lap	Lap Tm	Diff	Time of Day
<b>(605) Vitalijus Gudzenko</b>			
1	54.360	+3.056	11:51:09.902
2	53.206	+1.902	11:52:03.108
3	52.562	+1.258	11:52:55.670
4	51.708	+0.404	11:53:47.378
5	51.707	+0.403	11:54:39.085
6	51.679	+0.375	11:55:30.764
7	52.283	+0.979	11:56:23.047
8	<b>51.304</b>		11:57:14.351
9	51.710	+0.406	11:58:06.061

Lap	Lap Tm	Diff	Time of Day
<b>(601) Normunds Stanevics</b>			
1	53.597	+2.209	11:51:02.726
2	52.803	+1.415	11:51:55.529
3	52.156	+0.768	11:52:47.685
4	51.713	+0.325	11:53:39.398
5	52.116	+0.728	11:54:31.514
6	52.376	+0.988	11:55:23.890
7	52.035	+0.647	11:56:15.925
8	51.715	+0.327	11:57:07.640
9	51.618	+0.230	11:57:59.258
10	<b>51.388</b>		11:58:50.646

Lap	Lap Tm	Diff	Time of Day
<b>(78) Kaspar Kallasmaa</b>			
1	54.672	+3.026	11:51:18.742
2	52.834	+1.188	11:52:11.576
3	<b>51.646</b>		11:53:03.222

Lap	Lap Tm	Diff	Time of Day
<b>(99) Ilja Aloskins</b>			
1	1:06.587	+14.702	11:51:18.031
2	55.148	+3.263	11:52:13.179
3	52.730	+0.845	11:53:05.909
4	53.162	+1.277	11:53:59.071
5	52.264	+0.379	11:54:51.335
6	52.825	+0.940	11:55:44.160
7	52.499	+0.614	11:56:36.659
8	<b>51.885</b>		11:57:28.544
9	52.836	+0.951	11:58:21.380

Lap	Lap Tm	Diff	Time of Day
<b>(12) Anton Zaytsev</b>			
1	55.975	+4.040	11:51:09.715
2	53.176	+1.241	11:52:02.891
3	53.596	+1.661	11:52:56.487
4	52.446	+0.511	11:53:48.933
5	52.176	+0.241	11:54:41.109
6	52.825	+0.890	11:55:33.934
7	51.938	+0.003	11:56:25.872
8	52.173	+0.238	11:57:18.045
9	<b>51.935</b>		11:58:09.980



**RAHA 24 Eesti MV VIII etapp kardisportis**

**Sorted on Best Lap time**

Rotax Max DD2; Rotax Max DD2 Masters; KZ2

Aravete Karting Circuit 1,001 Km

Rotax Max DD2; Rotax Max DD2 Masters; KZ2 - practice 4 - 8 minutes

23.09.2011 12:50

Practice started at 12:50:41

Pos	No.	Name	Nat	Entrant/Race Team	Chassis/Engine/Tyres	Best Tm	Diff	Gap	Laps	In Lap	Best Speed
<b>KZ2</b>											
1	5	Mihkel Maltna	EST	Aix Racing	CRG / TM / Mojo	52.445			7	2	68,712
2	78	Kaspar Kallasmaa	EST	Kuningamäe Kart	Wild Kart / /	52.566	0.121	0.121	9	7	68,554
3	25	Haralds Slegelmilhs	LAT	333 Sporta komplekss	Energy / TM / Mojo	53.612	1.167	1.046	7	6	67,216
4	29	Romet Kors	EST	Kuningamäe Kart	CRG / Maxter / Mojo	55.605	3.160	1.993	8	6	64,807

**Rotax DD2**

1	<b>2</b>	Mario Vendla	<b>EST</b>	<b>Kartdagö</b>	<b>Birel / Rotax 125 / Mojo</b>	51.269			6	6	70,288
2	632	Tristan Viidas	EST	Aix Racing	Gillard / Rotax 125 / Mojo	52.067	0.798	0.798	9	9	69,211
3	619	Simas Juodvirsis	LTU	RKV Racing	Gillard / Rotax 125 / Mojo	52.168	0.899	0.101	9	8	69,077
4	670	Fred Joonas Alliksaar	EST	Max Racing	Zanardi / Rotax 125 / Mojo	52.427	1.158	0.259	6	4	68,736
5	610	Martins Lapins	LAT	RKV Racing	Energy / Rotax 125 / Mojo	52.732	1.463	0.305	9	7	68,338
6	51	Konstantins Calko	LAT	Kika Motorsport	Gillard / Rotax 125 / Mojo	53.188	1.919	0.456	8	8	67,752
7	16	Mario Haugas	EST	Aix Racing	Tony Kart / Rotax 125 / Mojo	53.837	2.568	0.649	6	5	66,935
8	12	Anton Zaytsev	UKR	Max Racing	CRG / Rotax 125 / Mojo	55.353	4.084	1.516	8	8	65,102
9	18	Miika Laiho	FIN	Keimola FK	Sodi / Rotax 125 / Mojo	55.408	4.139	0.055	5	4	65,038
10	46	Kenneth Hildebrand	SWE	AGS Racing	Intrepid / Rotax 125 / Mojo	55.945	4.676	0.537	4	4	64,413
11	99	Ilja Aloskins	LAT	JTSVC	/ Rotax 125 / Mojo	55.984	4.715	0.039	8	2	64,368
12	8	Urmo Kokmann	EST	R24 Motorsport	Energy / Rotax 125 / Mojo	56.431	5.162	0.447	7	6	63,859
13	77	Ott Krigul	EST	R24 Motorsport	Energy / Rotax 125 / Mojo	58.345	7.076	1.914	6	3	61,764

**Rotax Masters**

1	97	Anrijs Lembergs	LAT	Kika Motorsport	Gillard / Rotax 125 / Mojo	53.167			9	8	67,779
2	64	Eke Nurm	EST	AGS Racing	Maddox / Rotax 125 / Mojo	53.590	0.423	0.423	8	8	67,244
3	7	Erki Lehiste	EST	Talvar Racing	Tony Kart / Rotax 125 / Mojo	53.672	0.505	0.082	9	7	67,141
4	601	Normunds Stanevics	LAT	Kika Motorsport	Gillard / Rotax 125 / Mojo	53.824	0.657	0.152	9	8	66,952
5	60	Priit Sei	EST	Talvar Racing	Intrepid / Rotax 125 / Mojo	53.935	0.768	0.111	8	5	66,814
6	605	Vitalijus Gudzenko	LTU	RKV Racing	Maranello / Rotax 125 / Mojo	54.029	0.862	0.094	8	5	66,698
7	111	Saulius Poceviccius	LTU	RKV Racing	Maddox / Rotax 125 / Mojo	54.588	1.421	0.559	8	8	66,015
8	10	Juris Zalitis	LAT	RKV Racing	Energy / Rotax 125 / Mojo	54.810	1.643	0.222	8	6	65,747
9	67	Argo Tamm	EST	Max Racing	CRG / Rotax 125 / Mojo	57.684	4.517	2.874	4	2	62,471

Organizer: MAK MTÜ Posted at:

Officialised at:

Orbits

Clerk of the Course: Erki Pakosta

Secretary of race: Ingrid Kiiver-Riisman; Merle Niglas

Official Timing: EAL Timing

Printed: 26.09.2011 13:50:23



# RAHA 24 Eesti MV VIII etapp kardisportis

Rotax Max DD2; Rotax Max DD2 Masters; KZ2

Aravete Karting Circuit 1,001 Km

Rotax Max DD2; Rotax Max DD2 Masters; KZ2 - practice 4 - 8 minutes

23.09.2011 12:50

Practice started at 12:50:41

Lap	Lap Tm	Diff	Time of Day
<b>(2) Mario Vendla</b>			
1	54.295	+3.026	12:51:52.010
2	53.571	+2.302	12:52:45.581
3	51.828	+0.559	12:53:37.409
4	51.488	+0.219	12:54:28.897
5	51.841	+0.572	12:55:20.738
6	<b>51.269</b>		12:56:12.007

Lap	Lap Tm	Diff	Time of Day
<b>(632) Tristan Viidas</b>			
1	53.147	+1.080	12:51:40.560
2	52.799	+0.732	12:52:33.359
3	52.806	+0.739	12:53:26.165
4	52.967	+0.900	12:54:19.132
5	52.651	+0.584	12:55:11.783
6	52.850	+0.783	12:56:04.633
7	52.139	+0.072	12:56:56.772
8	52.568	+0.501	12:57:49.340
9	<b>52.067</b>		12:58:41.407

Lap	Lap Tm	Diff	Time of Day
<b>(619) Simas Juodvirsis</b>			
1	54.454	+2.286	12:51:52.740
2	53.934	+1.766	12:52:46.674
3	54.062	+1.894	12:53:40.736
4	53.025	+0.857	12:54:33.761
5	52.291	+0.123	12:55:26.052
6	52.239	+0.071	12:56:18.291
7	52.230	+0.062	12:57:10.521
8	<b>52.168</b>		12:58:02.689
9	53.933	+1.765	12:58:56.622

Lap	Lap Tm	Diff	Time of Day
<b>(670) Fred Joonas Alliksaar</b>			
1	54.961	+2.534	12:53:53.922
2	55.000	+2.573	12:54:48.922
3	53.014	+0.587	12:55:41.936
4	<b>52.427</b>		12:56:34.363
5	53.496	+1.069	12:57:27.859
6	52.673	+0.246	12:58:20.532

Lap	Lap Tm	Diff	Time of Day
<b>(5) Mihkel Maltna</b>			
1	54.495	+2.050	12:53:02.078
2	<b>52.445</b>		12:53:54.523
3	1:00.934	+8.489	12:54:55.457
4	1:10.045	+17.600	12:56:05.502
5	53.489	+1.044	12:56:58.991
6	53.452	+1.007	12:57:52.443
7	52.927	+0.482	12:58:45.370

Lap	Lap Tm	Diff	Time of Day
<b>(78) Kaspar Kallasmaa</b>			
1	55.698	+3.132	12:51:51.755
2	55.403	+2.837	12:52:47.158
3	55.003	+2.437	12:53:42.161
4	53.423	+0.857	12:54:35.584
5	53.607	+1.041	12:55:29.191
6	53.762	+1.196	12:56:22.953
7	<b>52.566</b>		12:57:15.519
8	53.195	+0.629	12:58:08.714
9	54.353	+1.787	12:59:03.067

Lap	Lap Tm	Diff	Time of Day
<b>(610) Martins Lapins</b>			
1	55.306	+2.574	12:51:50.479
2	53.130	+0.398	12:52:43.609
3	52.950	+0.218	12:53:36.559
4	53.035	+0.303	12:54:29.594
5	53.091	+0.359	12:55:22.685
6	52.901	+0.169	12:56:15.586

Lap	Lap Tm	Diff	Time of Day
7	<b>52.732</b>		12:57:08.318
8	52.887	+0.155	12:58:01.205
9	52.932	+0.200	12:58:54.137

Lap	Lap Tm	Diff	Time of Day
<b>(97) Anrijs Lembergs</b>			
1	55.547	+2.380	12:51:45.843
2	53.907	+0.740	12:52:39.750
3	53.953	+0.786	12:53:33.703
4	53.535	+0.368	12:54:27.238
5	54.415	+1.248	12:55:21.653
6	53.685	+0.518	12:56:15.338
7	53.971	+0.804	12:57:09.309
8	<b>53.167</b>		12:58:02.476
9	54.534	+1.367	12:58:57.010

Lap	Lap Tm	Diff	Time of Day
<b>(51) Konstantins Calko</b>			
1	54.414	+1.226	12:51:42.891
2	2:01.827	+1:08.639	12:53:44.718
3	53.694	+0.506	12:54:38.412
4	53.500	+0.312	12:55:31.912
5	53.382	+0.194	12:56:25.294
6	53.553	+0.365	12:57:18.847
7	53.306	+0.118	12:58:12.153
8	<b>53.188</b>		12:59:05.341

Lap	Lap Tm	Diff	Time of Day
<b>(64) Eke Nurm</b>			
1	56.296	+2.706	12:51:51.456
2	55.034	+1.444	12:52:46.490
3	54.870	+1.280	12:53:41.360
4	1:05.244	+11.654	12:54:46.604
5	54.484	+0.894	12:55:41.088
6	54.925	+1.335	12:56:36.013
7	54.515	+0.925	12:57:30.528
8	<b>53.590</b>		12:58:24.118

Lap	Lap Tm	Diff	Time of Day
<b>(25) Haralds Segelmilhs</b>			
1	1:00.825	+7.213	12:53:19.981
2	55.927	+2.315	12:54:15.908
3	55.437	+1.825	12:55:11.345
4	54.581	+0.969	12:56:05.926
5	1:01.098	+7.486	12:57:07.024
6	<b>53.612</b>		12:58:00.636
7	54.262	+0.650	12:58:54.898

Lap	Lap Tm	Diff	Time of Day
<b>(7) Erki Lehiste</b>			
1	57.278	+3.606	12:51:50.971
2	54.670	+0.998	12:52:45.641
3	54.021	+0.349	12:53:39.662
4	53.972	+0.300	12:54:33.634
5	53.745	+0.073	12:55:27.379
6	53.971	+0.299	12:56:21.350
7	<b>53.672</b>		12:57:15.022
8	54.736	+1.064	12:58:09.758
9	53.970	+0.298	12:59:03.728

Lap	Lap Tm	Diff	Time of Day
<b>(601) Normunds Stanevics</b>			
1	55.061	+1.237	12:51:44.166
2	54.745	+0.921	12:52:38.911
3	54.594	+0.770	12:53:33.505
4	54.590	+0.766	12:54:28.095
5	54.358	+0.534	12:55:22.453
6	54.389	+0.565	12:56:16.842
7	54.779	+0.955	12:57:11.621
8	<b>53.824</b>		12:58:05.445
9	54.444	+0.620	12:58:59.889

Lap	Lap Tm	Diff	Time of Day
<b>(16) Mario Haugas</b>			
1	56.401	+2.564	12:51:49.165
2	54.083	+0.246	12:52:43.248
3	55.317	+1.480	12:53:38.565
4	54.151	+0.314	12:54:32.716
5	<b>53.837</b>		12:55:26.553
6	1:46.907	+53.070	12:57:13.460

Lap	Lap Tm	Diff	Time of Day
<b>(60) Priit Sei</b>			
1	57.931	+3.996	12:51:50.210
2	55.031	+1.096	12:52:45.241
3	55.399	+1.464	12:53:40.640
4	54.360	+0.425	12:54:35.000
5	<b>53.935</b>		12:55:28.935
6	55.021	+1.086	12:56:23.956
7	1:00.240	+6.305	12:57:24.196
8	54.822	+0.887	12:58:19.018

Lap	Lap Tm	Diff	Time of Day
<b>(605) Vitalijus Gudzenko</b>			
1	56.440	+2.411	12:51:56.759
2	56.898	+2.869	12:52:53.657
3	56.702	+2.673	12:53:50.359
4	54.677	+0.648	12:54:45.036
5	<b>54.029</b>		12:55:39.065
6	54.626	+0.597	12:56:33.691
7	54.623	+0.594	12:57:28.314
8	54.196	+0.167	12:58:22.510

Lap	Lap Tm	Diff	Time of Day
<b>(111) Saulius Poceviccius</b>			
1	57.110	+2.522	12:51:56.065
2	56.712	+2.124	12:52:52.777
3	54.706	+0.118	12:53:47.483
4	54.659	+0.071	12:54:42.142
5	55.072	+0.484	12:55:37.214
6	55.328	+0.740	12:56:32.542
7	54.710	+0.122	12:57:27.252
8	<b>54.588</b>		12:58:21.840

Lap	Lap Tm	Diff	Time of Day
<b>(10) Juris Zalitis</b>			
1	58.762	+3.952	12:51:55.450
2	57.194	+2.384	12:52:52.644
3	56.844	+2.034	12:53:49.488
4	1:01.172	+6.362	12:54:50.660
5	56.114	+1.304	12:55:46.774
6	<b>54.810</b>		12:56:41.584
7	55.202	+0.392	12:57:36.786
8	55.541	+0.731	12:58:32.327

Lap	Lap Tm	Diff	Time of Day
<b>(12) Anton Zaytsev</b>			
1	56.887	+1.534	12:51:59.716
2	57.196	+1.843	12:52:56.912
3	56.397	+1.044	12:53:53.309
4	56.908	+1.555	12:54:50.217
5	55.653	+0.300	12:55:45.870
6	1:19.453	+24.100	12:57:05.323
7	55.820	+0.467	12:58:01.143
8	<b>55.353</b>		12:58:56.496

Lap	Lap Tm	Diff	Time of Day
<b>(18) Miika Laiho</b>			
1	58.414	+3.006	12:51:57.867
2	56.108	+0.700	12:52:53.975
3	56.615	+1.207	12:53:50.590
4	<b>55.408</b>		12:54:45.998
5	2:14.757	+1:19.349	12:57:00.755

Lap	Lap Tm	Diff	Time of Day
<b>(29) Romet Kors</b>			

Organizer: MAK MTÜ Posted at: Officialised at: Orbits

Clerk of the Course: Erki Pakosta  
Secretary of race: Ingrid Kiiver-Riisman; Merle Niglas

Official Timing: EAL Timing

Printed: 26.09.2011 13:50:28



**RAHA 24 Eesti MV VIII etapp kardispordis**

**Sorted on Best Lap time**

Rotax Max DD2; Rotax Max DD2 Masters; KZ2

Aravete Karting Circuit 1,001 Km

Rotax Max DD2; Rotax Max DD2 Masters; KZ2 - practice 5 - 8 minutes

23.09.2011 13:50

Practice started at 13:55:24

Pos	No.	Name	Nat	Entrant/Race Team	Chassis/Engine/Tyres	Best Tm	Diff	Gap	Laps	In Lap	Best Speed
<b>KZ2</b>											
1	78	Kaspar Kallasmaa	EST	Kuningamäe Kart	Wild Kart / /	53.792			7	7	66,991
2	29	Romet Kors	EST	Kuningamäe Kart	CRG / Maxter / Mojo	54.862	1.070	1.070	7	7	65,685
3	25	Haralds Slegelmilhs	LAT	333 Sporta kompleks	Energy / TM / Mojo	55.653	1.861	0.791	3	3	64,751
<b>Rotax DD2</b>											
1	<b>2</b>	Mario Vendla	<b>EST</b>	<b>Kartdagö</b>	<b>Birel / Rotax 125 / Mojo</b>	51.856			8	8	69,492
2	632	Tristan Viidas	EST	Aix Racing	Gillard / Rotax 125 / Mojo	52.393	0.537	0.537	8	7	68,780
3	670	Fred Joonas Alliksaar	EST	Max Racing	Zanardi / Rotax 125 / Mojo	52.519	0.663	0.126	8	7	68,615
4	619	Simas Juodvirsis	LTU	RKV Racing	Gillard / Rotax 125 / Mojo	52.583	0.727	0.064	8	6	68,532
5	658	Tõnis Liigmann	EST	Max Racing	CRG / Rotax 125 / Mojo	52.794	0.938	0.211	7	7	68,258
6	610	Martins Lapins	LAT	RKV Racing	Energy / Rotax 125 / Mojo	52.838	0.982	0.044	8	6	68,201
7	18	Miika Laiho	FIN	Keimola FK	Sodi / Rotax 125 / Mojo	53.734	1.878	0.896	8	8	67,064
8	16	Mario Haugas	EST	Aix Racing	Tony Kart / Rotax 125 / Mojo	54.603	2.747	0.869	6	6	65,996
9	12	Anton Zaytsev	UKR	Max Racing	CRG / Rotax 125 / Mojo	55.389	3.533	0.786	6	3	65,060
10	46	Kenneth Hildebrand	SWE	AGS Racing	Intrepid / Rotax 125 / Mojo	55.754	3.898	0.365	4	4	64,634
11	8	Urmo Kokmann	EST	R24 Motorsport	Energy / Rotax 125 / Mojo	55.879	4.023	0.125	7	3	64,489
12	99	Ilja Aloskins	LAT	JTSVC	/ Rotax 125 / Mojo	56.150	4.294	0.271	7	4	64,178
13	77	Ott Krigul	EST	R24 Motorsport	Energy / Rotax 125 / Mojo	56.950	5.094	0.800	7	5	63,277
<b>Rotax Masters</b>											
1	7	Erki Lehiste	EST	Talvar Racing	Tony Kart / Rotax 125 / Mojo	53.891			8	7	66,868
2	605	Vitalijus Gudzenko	LTU	RKV Racing	Maranello / Rotax 125 / Mojo	54.205	0.314	0.314	8	4	66,481
3	601	Normunds Stanevics	LAT	Kika Motorsport	Gillard / Rotax 125 / Mojo	54.371	0.480	0.166	8	8	66,278
4	64	Eke Nurm	EST	AGS Racing	Maddox / Rotax 125 / Mojo	54.594	0.703	0.223	8	6	66,007
5	10	Juris Zalitis	LAT	RKV Racing	Energy / Rotax 125 / Mojo	54.669	0.778	0.075	8	6	65,917
6	60	Priit Sei	EST	Talvar Racing	Intrepid / Rotax 125 / Mojo	54.767	0.876	0.098	8	7	65,799
7	111	Saulius Poceviccius	LTU	RKV Racing	Maddox / Rotax 125 / Mojo	55.435	1.544	0.668	7	7	65,006
8	67	Argo Tamm	EST	Max Racing	CRG / Rotax 125 / Mojo	55.540	1.649	0.105	8	8	64,883

Organizer: MAK MTÜ Posted at:

Officialised at:

Orbits

Clerk of the Course: Erki Pakosta

Secretary of race: Ingrid Kiiver-Riisman; Merle Niglas

Official Timing: EAL Timing

Printed: 26.09.2011 13:50:37

RAHA 24 Eesti MV VIII etapp kardispordis

Rotax Max DD2; Rotax Max DD2 Masters; KZ2

Aravete Karting Circuit 1,001 Km

Rotax Max DD2; Rotax Max DD2 Masters; KZ2 - practice 5 - 8 minutes

23.09.2011 13:50

Practice started at 13:55:24

Lap	Lap Tm	Diff	Time of Day
<b>(2) Mario Vendla</b>			
1	56.841	+4.985	13:56:39.932
2	53.274	+1.418	13:57:33.206
3	52.547	+0.691	13:58:25.753
4	52.712	+0.856	13:59:18.465
5	52.274	+0.418	14:00:10.739
6	51.878	+0.022	14:01:02.617
7	52.343	+0.487	14:01:54.960
8	<b>51.856</b>		14:02:46.816

Lap	Lap Tm	Diff	Time of Day
<b>(632) Tristan Viidas</b>			
1	58.616	+6.223	13:57:02.903
2	53.153	+0.760	13:57:56.056
3	53.902	+1.509	13:58:49.958
4	52.597	+0.204	13:59:42.555
5	52.944	+0.551	14:00:35.499
6	52.950	+0.557	14:01:28.449
7	<b>52.393</b>		14:02:20.842
8	52.763	+0.370	14:03:13.605

Lap	Lap Tm	Diff	Time of Day
<b>(670) Fred Joonas Alliksaar</b>			
1	57.778	+5.259	13:56:43.018
2	55.794	+3.275	13:57:38.812
3	54.183	+1.664	13:58:32.995
4	53.206	+0.687	13:59:26.201
5	52.679	+0.160	14:00:18.880
6	52.778	+0.259	14:01:11.658
7	<b>52.519</b>		14:02:04.177
8	52.629	+0.110	14:02:56.806

Lap	Lap Tm	Diff	Time of Day
<b>(619) Simas Juodvirsis</b>			
1	59.510	+6.927	13:56:29.238
2	53.648	+1.065	13:57:22.886
3	53.096	+0.513	13:58:15.982
4	52.754	+0.171	13:59:08.736
5	52.604	+0.021	14:00:01.340
6	<b>52.583</b>		14:00:53.923
7	53.613	+1.030	14:01:47.536
8	53.934	+1.351	14:02:41.470

Lap	Lap Tm	Diff	Time of Day
<b>(658) Tõnis Liigmann</b>			
1	58.364	+5.570	13:57:28.036
2	56.891	+4.097	13:58:24.927
3	53.253	+0.459	13:59:18.180
4	54.173	+1.379	14:00:12.353
5	53.526	+0.732	14:01:05.879
6	52.838	+0.044	14:01:58.717
7	<b>52.794</b>		14:02:51.511

Lap	Lap Tm	Diff	Time of Day
<b>(610) Martins Lapins</b>			
1	55.714	+2.876	13:56:26.346
2	53.524	+0.686	13:57:19.870
3	52.930	+0.092	13:58:12.800
4	53.506	+0.668	13:59:06.306
5	53.061	+0.223	13:59:59.367
6	<b>52.838</b>		14:00:52.205
7	54.122	+1.284	14:01:46.327
8	54.564	+1.726	14:02:40.891

Lap	Lap Tm	Diff	Time of Day
<b>(18) Miika Laiho</b>			
1	1:00.612	+6.878	13:56:42.425
2	55.976	+2.242	13:57:38.401
3	55.633	+1.899	13:58:34.034
4	54.627	+0.893	13:59:28.661
5	54.205	+0.471	14:00:22.866

Lap	Lap Tm	Diff	Time of Day
6	54.472	+0.738	14:01:17.338
7	54.909	+1.175	14:02:12.247
8	<b>53.734</b>		14:03:05.981
<b>(78) Kaspar Kallasmaa</b>			
1	59.156	+5.364	13:56:48.063
2	55.729	+1.937	13:57:43.792
3	57.549	+3.757	13:58:41.341
4	56.130	+2.338	13:59:37.471
5	54.686	+0.894	14:00:32.157
6	57.334	+3.542	14:01:29.491
7	<b>53.792</b>		14:02:23.283

Lap	Lap Tm	Diff	Time of Day
<b>(7) Erki Lehiste</b>			
1	1:00.710	+6.819	13:56:42.156
2	55.859	+1.968	13:57:38.015
3	54.687	+0.796	13:58:32.702
4	54.910	+1.019	13:59:27.612
5	54.176	+0.285	14:00:21.788
6	54.838	+0.947	14:01:16.626
7	<b>53.891</b>		14:02:10.517
8	53.963	+0.072	14:03:04.480

Lap	Lap Tm	Diff	Time of Day
<b>(605) Vitalijus Gudzenko</b>			
1	58.550	+4.345	13:56:31.677
2	55.624	+1.419	13:57:27.301
3	54.358	+0.153	13:58:21.659
4	<b>54.205</b>		13:59:15.864
5	1:11.963	+17.758	14:00:27.827
6	54.795	+0.590	14:01:22.622
7	54.903	+0.698	14:02:17.525
8	54.371	+0.166	14:03:11.896

Lap	Lap Tm	Diff	Time of Day
<b>(601) Normunds Stanevics</b>			
1	59.074	+4.703	13:56:45.619
2	56.188	+1.817	13:57:41.807
3	55.588	+1.217	13:58:37.395
4	54.725	+0.354	13:59:32.120
5	54.602	+0.231	14:00:26.722
6	54.555	+0.184	14:01:21.277
7	1:04.387	+10.016	14:02:25.664
8	<b>54.371</b>		14:03:20.035

Lap	Lap Tm	Diff	Time of Day
<b>(64) Eke Nurm</b>			
1	56.704	+2.110	13:56:46.453
2	56.611	+2.017	13:57:43.064
3	56.221	+1.627	13:58:39.285
4	54.889	+0.295	13:59:34.174
5	55.802	+1.208	14:00:29.976
6	<b>54.594</b>		14:01:24.570
7	54.985	+0.391	14:02:19.555
8	55.915	+1.321	14:03:15.470

Lap	Lap Tm	Diff	Time of Day
<b>(16) Mario Haugas</b>			
1	1:01.433	+6.830	13:56:34.011
2	55.297	+0.694	13:57:29.308
3	2:26.004	+1:31.401	13:59:55.312
4	55.695	+1.092	14:00:51.007
5	54.718	+0.115	14:01:45.725
6	<b>54.603</b>		14:02:40.328

Lap	Lap Tm	Diff	Time of Day
<b>(10) Juris Zalitis</b>			
1	58.799	+4.130	13:56:39.499
2	56.105	+1.436	13:57:35.604
3	55.102	+0.433	13:58:30.706
4	55.170	+0.501	13:59:25.876

Lap	Lap Tm	Diff	Time of Day
5	55.499	+0.830	14:00:21.375
6	<b>54.669</b>		14:01:16.044
7	56.017	+1.348	14:02:12.061
8	56.056	+1.387	14:03:08.117
<b>(60) Prit Sei</b>			
1	1:01.606	+6.839	13:56:44.274
2	56.073	+1.306	13:57:40.347
3	55.726	+0.959	13:58:36.073
4	55.605	+0.838	13:59:31.678
5	57.011	+2.244	14:00:28.689
6	55.095	+0.328	14:01:23.784
7	<b>54.767</b>		14:02:18.551
8	57.977	+3.210	14:03:16.528

Lap	Lap Tm	Diff	Time of Day
<b>(29) Romet Kors</b>			
1	1:14.212	+19.350	13:56:52.801
2	1:00.726	+5.864	13:57:53.527
3	57.213	+2.351	13:58:50.740
4	55.931	+1.069	13:59:46.671
5	56.224	+1.362	14:00:42.895
6	55.982	+1.120	14:01:38.877
7	<b>54.862</b>		14:02:33.739

Lap	Lap Tm	Diff	Time of Day
<b>(12) Anton Zaytsev</b>			
1	1:00.687	+5.298	13:56:41.839
2	57.457	+2.068	13:57:39.296
3	<b>55.389</b>		13:58:34.685
4	2:27.146	+1:31.757	14:01:01.831
5	56.285	+0.896	14:01:58.116
6	55.448	+0.059	14:02:53.564

Lap	Lap Tm	Diff	Time of Day
<b>(111) Saulius Pocevicus</b>			
1	1:23.359	+27.924	13:56:55.189
2	59.552	+4.117	13:57:54.741
3	57.136	+1.701	13:58:51.877
4	55.527	+0.092	13:59:47.404
5	56.301	+0.866	14:00:43.705
6	56.023	+0.588	14:01:39.728
7	<b>55.435</b>		14:02:35.163

Lap	Lap Tm	Diff	Time of Day
<b>(67) Argo Tamm</b>			
1	1:00.211	+4.671	13:56:45.054
2	56.416	+0.876	13:57:41.470
3	1:00.932	+5.392	13:58:42.402
4	56.444	+0.904	13:59:38.846
5	56.270	+0.730	14:00:35.116
6	55.952	+0.412	14:01:31.068
7	56.312	+0.772	14:02:27.380
8	<b>55.540</b>		14:03:22.920

Lap	Lap Tm	Diff	Time of Day
<b>(25) Haralds Segelmilhs</b>			
1	1:16.921	+21.268	14:00:47.434
2	57.034	+1.381	14:01:44.468
3	<b>55.653</b>		14:02:40.121

Lap	Lap Tm	Diff	Time of Day
<b>(46) Kenneth Hildebrand</b>			
1	1:13.622	+17.868	13:56:54.259
2	1:10.306	+14.552	13:58:04.565
3	1:17.336	+21.582	13:59:21.901
4	<b>55.754</b>		14:00:17.655

Lap	Lap Tm	Diff	Time of Day
<b>(8) Urmo Kokmann</b>			
1	1:07.550	+11.671	13:57:58.863
2	57.782	+1.903	13:58:56.645
3	<b>55.879</b>		13:59:52.524

**RAHA 24 Eesti MV VIII etapp kardispordis**


Rotax Max DD2; Rotax Max DD2 Masters; KZ2

Aravete Karting Circuit 1,001 Km

Rotax Max DD2; Rotax Max DD2 Masters; KZ2 - practice 5 - 8 minutes

23.09.2011 13:50

Practice started at 13:55:24



Lap	Lap Tm	Diff	Time of Day
4	56.457	+0.578	14:00:48.981
5	56.434	+0.555	14:01:45.415
6	57.574	+1.695	14:02:42.989
7	56.938	+1.059	14:03:39.927

(99) Ilja Aloskins

Lap	Lap Tm	Diff	Time of Day
1	59.564	+3.414	13:56:31.131
2	1:07.805	+11.655	13:57:38.936
3	1:00.026	+3.876	13:58:38.962
4	<b>56.150</b>		13:59:35.112
5	1:07.114	+10.964	14:00:42.226
6	56.262	+0.112	14:01:38.488
7	59.250	+3.100	14:02:37.738

(77) Ott Krigul

Lap	Lap Tm	Diff	Time of Day
1	1:00.713	+3.763	13:56:53.448
2	1:00.781	+3.831	13:57:54.229
3	58.477	+1.527	13:58:52.706
4	58.931	+1.981	13:59:51.637
5	<b>56.950</b>		14:00:48.587
6	58.948	+1.998	14:01:47.535
7	57.090	+0.140	14:02:44.625

Lap	Lap Tm	Diff	Time of Day
-----	--------	------	-------------

Lap	Lap Tm	Diff	Time of Day
-----	--------	------	-------------

RAHA 24 Eesti MV VIII etapp kardispordis

Sorted on Best Lap time

Rotax Max DD2; Rotax Max DD2 Masters; KZ2

Aravete Karting Circuit 1,001 Km

Rotax Max DD2; Rotax Max DD2 Masters; KZ2 - practice 6 - 8 minutes

23.09.2011 14:50

Practice started at 14:54:50

Pos	No.	Name	Nat	Entrant/Race Team	Chassis/Engine/Tyres	Best Tm	Diff	Gap	Laps	In Lap	Best Speed
<b>KZ2</b>											
1	5	Mihkel Maltna	EST	Aix Racing	CRG / TM / Mojo	51.056			8	7	70,581
2	25	Haralds Slegelmilhs	LAT	333 Sporta komplekss	Energy / TM / Mojo	52.290	1.234	1.234	9	8	68,916
3	29	Romet Kors	EST	Kuningamäe Kart	CRG / Maxter / Mojo	52.306	1.250	0.016	8	6	68,895
4	999	Martin Kolu	EST	R24 Motorsport	Energy / TM / Mojo	57.038	5.982	4.732	6	2	63,179

Pos	No.	Name	Nat	Entrant/Race Team	Chassis/Engine/Tyres	Best Tm	Diff	Gap	Laps	In Lap	Best Speed
<b>Rotax DD2</b>											
1	2	Mario Vendla	EST	Kartdagö	Birel / Rotax 125 / Mojo	51.557			4	2	69,895
2	632	Tristan Viidas	EST	Aix Racing	Gillard / Rotax 125 / Mojo	51.838	0.281	0.281	8	3	69,517
3	610	Martins Lapins	LAT	RKV Racing	Energy / Rotax 125 / Mojo	51.975	0.418	0.137	9	6	69,333
4	658	Tõnis Liigmann	EST	Max Racing	CRG / Rotax 125 / Mojo	52.081	0.524	0.106	8	8	69,192
5	51	Konstantins Calko	LAT	Kika Motorsport	Gillard / Rotax 125 / Mojo	52.151	0.594	0.070	9	5	69,099
6	670	Fred Joonas Alliksaar	EST	Max Racing	Zanardi / Rotax 125 / Mojo	52.521	0.964	0.370	6	6	68,613
7	16	Mario Haugas	EST	Aix Racing	Tony Kart / Rotax 125 / Mojo	52.600	1.043	0.079	8	8	68,510
8	18	Miika Laiho	FIN	Keimola FK	Sodi / Rotax 125 / Mojo	52.807	1.250	0.207	8	6	68,241
9	619	Simas Juodvirsis	LTU	RKV Racing	Gillard / Rotax 125 / Mojo	53.349	1.792	0.542	4	3	67,548
10	99	Ilja Aloskins	LAT	JTSVC	/ Rotax 125 / Mojo	54.427	2.870	1.078	8	8	66,210
11	12	Anton Zaytsev	UKR	Max Racing	CRG / Rotax 125 / Mojo	54.935	3.378	0.508	7	6	65,598
12	77	Ott Krigul	EST	R24 Motorsport	Energy / Rotax 125 / Mojo	56.213	4.656	1.278	4	4	64,106
13	8	Urmo Kokmann	EST	R24 Motorsport	Energy / Rotax 125 / Mojo	56.411	4.854	0.198	6	6	63,881
14	46	Kenneth Hildebrand	SWE	AGS Racing	Intrepid / Rotax 125 / Mojo	57.972	6.415	1.561	3	2	62,161

Pos	No.	Name	Nat	Entrant/Race Team	Chassis/Engine/Tyres	Best Tm	Diff	Gap	Laps	In Lap	Best Speed
<b>Rotax Masters</b>											
1	7	Erki Lehist	EST	Talvar Racing	Tony Kart / Rotax 125 / Mojo	53.121			8	5	67,838
2	64	Eke Nurm	EST	AGS Racing	Maddox / Rotax 125 / Mojo	53.187	0.066	0.066	7	5	67,753
3	605	Vitalijus Gudzenko	LTU	RKV Racing	Maranello / Rotax 125 / Mojo	53.757	0.636	0.570	8	6	67,035
4	60	Priit Sei	EST	Talvar Racing	Intrepid / Rotax 125 / Mojo	53.912	0.791	0.155	8	6	66,842
5	111	Saulius Poceviccius	LTU	RKV Racing	Maddox / Rotax 125 / Mojo	54.294	1.173	0.382	8	2	66,372
6	10	Juris Zalitis	LAT	RKV Racing	Energy / Rotax 125 / Mojo	54.519	1.398	0.225	8	3	66,098
7	67	Argo Tamm	EST	Max Racing	CRG / Rotax 125 / Mojo	54.532	1.411	0.013	8	7	66,082
8	206	Raul Erik	EST	Max Racing	CRG / Rotax 125 / Mojo	55.674	2.553	1.142	8	5	64,727

Organizer: MAK MTÜ Posted at:

Officialised at:

Orbits

Clerk of the Course: Erki Pakosta

Secretary of race: Ingrid Kiiver-Riisman; Merle Niglas

Official Timing: EAL Timing

Printed: 26.09.2011 13:50:50

RAHA 24 Eesti MV VIII etapp kardispordis

Rotax Max DD2; Rotax Max DD2 Masters; KZ2

Aravete Karting Circuit 1,001 Km

Rotax Max DD2; Rotax Max DD2 Masters; KZ2 - practice 6 - 8 minutes

23.09.2011 14:50

Practice started at 14:54:50

Lap	Lap Tm	Diff	Time of Day
<b>(5) Mihkel Maltna</b>			
1	53.383	+2.327	14:56:04.420
2	51.943	+0.887	14:56:56.363
3	52.288	+1.232	14:57:48.651
4	51.640	+0.584	14:58:40.291
5	52.219	+1.163	14:59:32.510
6	51.712	+0.656	15:00:24.222
7	<b>51.056</b>		15:01:15.278
8	52.054	+0.998	15:02:07.332

Lap	Lap Tm	Diff	Time of Day
<b>(2) Mario Vendla</b>			
1	54.104	+2.547	14:57:53.494
2	<b>51.557</b>		14:58:45.051
3	51.703	+0.146	14:59:36.754
4	51.628	+0.071	15:00:28.382

Lap	Lap Tm	Diff	Time of Day
<b>(632) Tristan Viidas</b>			
1	53.601	+1.763	14:56:11.305
2	52.872	+1.034	14:57:04.177
3	<b>51.838</b>		14:57:56.015
4	51.979	+0.141	14:58:47.994
5	52.103	+0.265	14:59:40.097
6	52.228	+0.390	15:00:32.325
7	51.875	+0.037	15:01:24.200
8	51.922	+0.084	15:02:16.122

Lap	Lap Tm	Diff	Time of Day
<b>(610) Martins Lapins</b>			
1	54.258	+2.283	14:55:51.147
2	53.212	+1.237	14:56:44.359
3	52.952	+0.977	14:57:37.311
4	52.820	+0.845	14:58:30.131
5	52.047	+0.072	14:59:22.178
6	<b>51.975</b>		15:00:14.153
7	52.270	+0.295	15:01:06.423
8	52.017	+0.042	15:01:58.440
9	52.302	+0.327	15:02:50.742

Lap	Lap Tm	Diff	Time of Day
<b>(658) Tõnis Liigmann</b>			
1	53.405	+1.324	14:56:32.101
2	1:05.794	+13.713	14:57:37.895
3	52.778	+0.697	14:58:30.673
4	52.494	+0.413	14:59:23.167
5	52.230	+0.149	15:00:15.397
6	52.264	+0.183	15:01:07.661
7	52.373	+0.292	15:02:00.034
8	<b>52.081</b>		15:02:52.115

Lap	Lap Tm	Diff	Time of Day
<b>(51) Konstantins Calko</b>			
1	54.514	+2.363	14:55:49.855
2	52.847	+0.696	14:56:42.702
3	52.692	+0.541	14:57:35.394
4	52.621	+0.470	14:58:28.015
5	<b>52.151</b>		14:59:20.166
6	52.742	+0.591	15:00:12.908
7	52.369	+0.218	15:01:05.277
8	52.395	+0.244	15:01:57.672
9	1:03.393	+11.242	15:03:01.065

Lap	Lap Tm	Diff	Time of Day
<b>(25) Haralds Slegelmilhs</b>			
1	55.436	+3.146	14:55:52.002
2	53.453	+1.163	14:56:45.455
3	53.247	+0.957	14:57:38.702
4	52.820	+0.530	14:58:31.522
5	52.531	+0.241	14:59:24.053
6	52.599	+0.309	15:00:16.652

Lap	Lap Tm	Diff	Time of Day
7	52.652	+0.362	15:01:09.304
8	<b>52.290</b>		15:02:01.594
9	53.198	+0.908	15:02:54.792

Lap	Lap Tm	Diff	Time of Day
<b>(29) Romet Kors</b>			
1	56.276	+3.970	14:55:56.900
2	53.540	+1.234	14:56:50.440
3	54.357	+2.051	14:57:44.797
4	54.206	+1.900	14:58:39.003
5	52.530	+0.224	14:59:31.533
6	<b>52.306</b>		15:00:23.839
7	52.765	+0.459	15:01:16.604
8	52.889	+0.583	15:02:09.493

Lap	Lap Tm	Diff	Time of Day
<b>(670) Fred Joonas Alliksaar</b>			
1	1:02.429	+9.908	14:57:40.250
2	52.888	+0.367	14:58:33.138
3	53.363	+0.842	14:59:26.501
4	52.779	+0.258	15:00:19.280
5	53.145	+0.624	15:01:12.425
6	<b>52.521</b>		15:02:04.946

Lap	Lap Tm	Diff	Time of Day
<b>(16) Mario Haugas</b>			
1	54.453	+1.853	14:55:52.859
2	53.228	+0.628	14:56:46.087
3	56.084	+3.484	14:57:42.171
4	53.312	+0.712	14:58:35.483
5	52.765	+0.165	14:59:28.248
6	52.798	+0.198	15:00:21.046
7	53.077	+0.477	15:01:14.123
8	<b>52.600</b>		15:02:06.723

Lap	Lap Tm	Diff	Time of Day
<b>(18) Miika Laiho</b>			
1	54.288	+1.481	14:56:03.864
2	53.496	+0.689	14:56:57.360
3	53.200	+0.393	14:57:50.560
4	53.294	+0.487	14:58:43.854
5	53.629	+0.822	14:59:37.483
6	<b>52.807</b>		15:00:30.290
7	52.947	+0.140	15:01:23.237
8	53.700	+0.893	15:02:16.937

Lap	Lap Tm	Diff	Time of Day
<b>(7) Erki Lehiste</b>			
1	54.982	+1.861	14:55:50.795
2	53.817	+0.696	14:56:44.612
3	53.551	+0.430	14:57:38.163
4	54.486	+1.365	14:58:32.649
5	<b>53.121</b>		14:59:25.770
6	53.247	+0.126	15:00:19.017
7	53.767	+0.646	15:01:12.784
8	53.316	+0.195	15:02:06.100

Lap	Lap Tm	Diff	Time of Day
<b>(64) Eke Nurm</b>			
1	54.587	+1.400	14:57:22.339
2	53.276	+0.089	14:58:15.615
3	53.279	+0.092	14:59:08.894
4	54.202	+1.015	15:00:03.096
5	<b>53.187</b>		15:00:56.283
6	53.291	+0.104	15:01:49.574
7	54.055	+0.868	15:02:43.629

Lap	Lap Tm	Diff	Time of Day
<b>(619) Simas Juodvirsis</b>			
1	55.079	+1.730	14:55:52.166
2	54.393	+1.044	14:56:46.559
3	<b>53.349</b>		14:57:39.908
4	54.394	+1.045	14:58:34.302

Lap	Lap Tm	Diff	Time of Day
<b>(605) Vitalijus Gudzenko</b>			
1	54.573	+0.816	14:55:47.278
2	54.321	+0.564	14:56:41.599
3	55.499	+1.742	14:57:37.098
4	55.231	+1.474	14:58:32.329
5	54.531	+0.774	14:59:26.860
6	<b>53.757</b>		15:00:20.617
7	54.591	+0.834	15:01:15.208
8	54.915	+1.158	15:02:10.123

Lap	Lap Tm	Diff	Time of Day
<b>(60) Prit Sei</b>			
1	56.000	+2.088	14:56:00.407
2	54.502	+0.590	14:56:54.909
3	54.217	+0.305	14:57:49.126
4	54.444	+0.532	14:58:43.570
5	54.690	+0.778	14:59:38.260
6	<b>53.912</b>		15:00:32.172
7	54.010	+0.098	15:01:26.182
8	54.724	+0.812	15:02:20.906

Lap	Lap Tm	Diff	Time of Day
<b>(111) Saulius Pocevicius</b>			
1	54.689	+0.395	14:55:47.630
2	<b>54.294</b>		14:56:41.924
3	54.594	+0.300	14:57:36.518
4	54.753	+0.459	14:58:31.271
5	54.326	+0.032	14:59:25.597
6	54.346	+0.052	15:00:19.943
7	54.767	+0.473	15:01:14.710
8	54.594	+0.300	15:02:09.304

Lap	Lap Tm	Diff	Time of Day
<b>(99) Ilja Aloskins</b>			
1	56.384	+1.957	14:55:54.517
2	54.585	+0.158	14:56:49.102
3	55.005	+0.578	14:57:44.107
4	54.756	+0.329	14:58:38.863
5	55.433	+1.006	14:59:34.296
6	55.990	+1.563	15:00:30.286
7	55.481	+1.054	15:01:25.767
8	<b>54.427</b>		15:02:20.194

Lap	Lap Tm	Diff	Time of Day
<b>(10) Juris Zalitis</b>			
1	56.208	+1.689	14:55:55.637
2	54.540	+0.021	14:56:50.177
3	<b>54.519</b>		14:57:44.696
4	55.444	+0.925	14:58:40.140
5	54.785	+0.266	14:59:34.925
6	54.999	+0.480	15:00:29.924
7	55.467	+0.948	15:01:25.391
8	56.168	+1.649	15:02:21.559

Lap	Lap Tm	Diff	Time of Day
<b>(67) Argo Tamm</b>			
1	56.852	+2.320	14:55:58.235
2	55.217	+0.685	14:56:53.452
3	55.120	+0.588	14:57:48.572
4	54.679	+0.147	14:58:43.251
5	56.528	+1.996	14:59:39.779
6	55.026	+0.494	15:00:34.805
7	<b>54.532</b>		15:01:29.337
8	55.066	+0.534	15:02:24.403

Lap	Lap Tm	Diff	Time of Day
<b>(12) Anton Zaytsev</b>			
1	59.185	+4.250	14:57:08.206
2	55.998	+1.063	14:58:04.204
3	55.468	+0.533	14:58:59.672
4	55.476	+0.541	14:59:55.148





**RAHA 24 Eesti MV VIII etapp kardisportis**

**Sorted on Best Lap time**

Rotax Max DD2; Rotax Max DD2 Masters; KZ2

Aravete Karting Circuit 1,001 Km

Rotax Max DD2; Rotax Max DD2 Masters; KZ2 - practice 7 - 8 minutes

23.09.2011 15:50

Practice started at 15:56:16

Pos	No.	Name	Nat	Entrant/Race Team	Chassis/Engine/Tyres	Best Tm	Diff	Gap	Laps	In Lap	Best Speed
<b>KZ2</b>											
1	78	Kaspar Kallasmaa	EST	Kuningamäe Kart	Wild Kart / /	51.482			8	7	69,997
2	29	Romet Kors	EST	Kuningamäe Kart	CRG / Maxter / Mojo	51.509	0.027	0.027	8	6	69,961
<b>Rotax DD2</b>											
1	632	Tristan Viidas	EST	Aix Racing	Gillard / Rotax 125 / Mojo	50.974			8	7	70,695
2	658	Tõnis Liigmann	EST	Max Racing	CRG / Rotax 125 / Mojo	51.743	0.769	0.769	8	6	69,644
3	610	Martins Lapins	LAT	RKV Racing	Energy / Rotax 125 / Mojo	51.839	0.865	0.096	8	8	69,515
4	16	Mario Haugas	EST	Aix Racing	Tony Kart / Rotax 125 / Mojo	51.984	1.010	0.145	8	5	69,321
5	670	Fred Joonas Alliksaar	EST	Max Racing	Zanardi / Rotax 125 / Mojo	52.094	1.120	0.110	8	5	69,175
6	18	Miika Laiho	FIN	Keimola FK	Sodi / Rotax 125 / Mojo	52.128	1.154	0.034	8	4	69,130
7	46	Kenneth Hildebrand	SWE	AGS Racing	Intrepid / Rotax 125 / Mojo	52.868	1.894	0.740	5	5	68,162
8	8	Urmo Kokmann	EST	R24 Motorsport	Energy / Rotax 125 / Mojo	54.179	3.205	1.311	8	8	66,513
9	99	Ilja Aloskins	LAT	JTSVC	/ Rotax 125 / Mojo	54.191	3.217	0.012	8	2	66,498
10	12	Anton Zaytsev	UKR	Max Racing	CRG / Rotax 125 / Mojo	54.353	3.379	0.162	8	8	66,300
11	77	Ott Krigul	EST	R24 Motorsport	Energy / Rotax 125 / Mojo	54.632	3.658	0.279	7	7	65,961
<b>Rotax Masters</b>											
1	64	Eke Nurm	EST	AGS Racing	Maddox / Rotax 125 / Mojo	52.956			8	8	68,049
2	111	Saulius Pocevicus	LTU	RKV Racing	Maddox / Rotax 125 / Mojo	53.328	0.372	0.372	8	2	67,574
3	10	Juris Zalitis	LAT	RKV Racing	Energy / Rotax 125 / Mojo	53.466	0.510	0.138	8	8	67,400
4	97	Anrijs Lembergs	LAT	Kika Motorsport	Gillard / Rotax 125 / Mojo	53.631	0.675	0.165	3	2	67,192
5	601	Normunds Stanevics	LAT	Kika Motorsport	Gillard / Rotax 125 / Mojo	54.093	1.137	0.462	8	7	66,619

# RAHA 24 Eesti MV VIII etapp kardispordis

Rotax Max DD2; Rotax Max DD2 Masters; KZ2

Aravete Karting Circuit 1,001 Km

Rotax Max DD2; Rotax Max DD2 Masters; KZ2 - practice 7 - 8 minutes

23.09.2011 15:50

Practice started at 15:56:16

Lap	Lap Tm	Diff	Time of Day
<b>(632) Tristan Viidas</b>			
1	52.542	+1.568	15:57:28.053
2	52.391	+1.417	15:58:20.444
3	51.846	+0.872	15:59:12.290
4	51.498	+0.524	16:00:03.788
5	51.472	+0.498	16:00:55.260
6	53.040	+2.066	16:01:48.300
7	<b>50.974</b>		16:02:39.274
8	54.913	+3.939	16:03:34.187

Lap	Lap Tm	Diff	Time of Day
<b>(78) Kaspar Kallasmaa</b>			
1	52.379	+0.897	15:57:20.069
2	53.223	+1.741	15:58:13.292
3	52.580	+1.098	15:59:05.872
4	53.028	+1.546	15:59:58.900
5	52.610	+1.128	16:00:51.510
6	51.685	+0.203	16:01:43.195
7	<b>51.482</b>		16:02:34.677
8	51.620	+0.138	16:03:26.297

Lap	Lap Tm	Diff	Time of Day
<b>(29) Romet Kors</b>			
1	53.235	+1.726	15:57:22.309
2	52.452	+0.943	15:58:14.761
3	52.282	+0.773	15:59:07.043
4	51.994	+0.485	15:59:59.037
5	53.006	+1.497	16:00:52.043
6	<b>51.509</b>		16:01:43.552
7	51.688	+0.179	16:02:35.240
8	51.797	+0.288	16:03:27.037

Lap	Lap Tm	Diff	Time of Day
<b>(658) Tõnis Liigmann</b>			
1	52.550	+0.807	15:57:26.939
2	51.997	+0.254	15:58:18.936
3	52.057	+0.314	15:59:10.993
4	52.071	+0.328	16:00:03.064
5	51.795	+0.052	16:00:54.859
6	<b>51.743</b>		16:01:46.602
7	51.823	+0.080	16:02:38.425
8	56.204	+4.461	16:03:34.629

Lap	Lap Tm	Diff	Time of Day
<b>(610) Martins Lapins</b>			
1	52.575	+0.736	15:57:59.594
2	51.898	+0.059	15:58:51.492
3	52.125	+0.286	15:59:43.617
4	52.004	+0.165	16:00:35.621
5	52.079	+0.240	16:01:27.700
6	52.294	+0.455	16:02:19.994
7	52.434	+0.595	16:03:12.428
8	<b>51.839</b>		16:04:04.267

Lap	Lap Tm	Diff	Time of Day
<b>(16) Mario Haugas</b>			
1	54.066	+2.082	15:57:23.340
2	52.580	+0.596	15:58:15.920
3	52.865	+0.881	15:59:08.785
4	52.275	+0.291	16:00:01.060
5	<b>51.984</b>		16:00:53.044
6	52.316	+0.332	16:01:45.360
7	52.146	+0.162	16:02:37.506
8	52.358	+0.374	16:03:29.864

Lap	Lap Tm	Diff	Time of Day
<b>(670) Fred Joonas Alliksaar</b>			
1	54.147	+2.053	15:57:16.924
2	52.364	+0.270	15:58:09.288
3	52.162	+0.068	15:59:01.450
4	52.097	+0.003	15:59:53.547

Lap	Lap Tm	Diff	Time of Day
5	<b>52.094</b>		16:00:45.641
6	52.113	+0.019	16:01:37.754
7	52.265	+0.171	16:02:30.019
8	52.637	+0.543	16:03:22.656

Lap	Lap Tm	Diff	Time of Day
<b>(18) Miika Laiho</b>			
1	53.811	+1.683	15:57:37.034
2	52.228	+0.100	15:58:29.262
3	52.605	+0.477	15:59:21.867
4	<b>52.128</b>		16:00:13.995
5	52.525	+0.397	16:01:06.520
6	52.378	+0.250	16:01:58.898
7	52.169	+0.041	16:02:51.067
8	52.406	+0.278	16:03:43.473

Lap	Lap Tm	Diff	Time of Day
<b>(46) Kenneth Hildebrand</b>			
1	55.406	+2.538	15:57:25.448
2	54.772	+1.904	15:58:20.220
3	3:32.343	+2:39.475	16:01:52.563
4	54.741	+1.873	16:02:47.304
5	<b>52.868</b>		16:03:40.172

Lap	Lap Tm	Diff	Time of Day
<b>(64) Eke Nurm</b>			
1	55.224	+2.268	15:57:25.908
2	53.765	+0.809	15:58:19.673
3	53.902	+0.946	15:59:13.575
4	53.053	+0.097	16:00:06.628
5	53.069	+0.113	16:00:59.697
6	54.548	+1.592	16:01:54.245
7	53.548	+0.592	16:02:47.793
8	<b>52.956</b>		16:03:40.749

Lap	Lap Tm	Diff	Time of Day
<b>(111) Saulius Pocevicus</b>			
1	54.036	+0.708	15:57:17.444
2	<b>53.328</b>		15:58:10.772
3	53.824	+0.496	15:59:04.596
4	53.558	+0.230	15:59:58.154
5	54.216	+0.888	16:00:52.370
6	58.029	+4.701	16:01:50.399
7	53.902	+0.574	16:02:44.301
8	53.655	+0.327	16:03:37.956

Lap	Lap Tm	Diff	Time of Day
<b>(10) Juris Zalitis</b>			
1	55.365	+1.899	15:57:32.610
2	57.952	+4.486	15:58:30.562
3	54.158	+0.692	15:59:24.720
4	53.905	+0.439	16:00:18.625
5	54.597	+1.131	16:01:13.222
6	54.297	+0.831	16:02:07.519
7	53.719	+0.253	16:03:01.238
8	<b>53.466</b>		16:03:54.704

Lap	Lap Tm	Diff	Time of Day
<b>(97) Anrijs Lembergs</b>			
1	58.811	+5.180	15:57:38.184
2	<b>53.631</b>		15:58:31.815
3	53.823	+0.192	15:59:25.638

Lap	Lap Tm	Diff	Time of Day
<b>(601) Normunds Stanevics</b>			
1	55.076	+0.983	15:57:47.930
2	54.628	+0.535	15:58:42.558
3	54.315	+0.222	15:59:36.873
4	54.999	+0.906	16:00:31.872
5	54.454	+0.361	16:01:26.326
6	54.362	+0.269	16:02:20.688
7	<b>54.093</b>		16:03:14.781
8	54.362	+0.269	16:04:09.143

Lap	Lap Tm	Diff	Time of Day
<b>(8) Urmo Kokmann</b>			
1	56.162	+1.983	15:57:50.155
2	54.775	+0.596	15:58:44.930
3	55.057	+0.878	15:59:39.987
4	54.591	+0.412	16:00:34.578
5	55.100	+0.921	16:01:29.678
6	54.201	+0.022	16:02:23.879
7	54.532	+0.353	16:03:18.411
8	<b>54.179</b>		16:04:12.590

Lap	Lap Tm	Diff	Time of Day
<b>(99) Ilja Aloskins</b>			
1	54.770	+0.579	15:57:18.964
2	<b>54.191</b>		15:58:13.155
3	56.351	+2.160	15:59:09.506
4	54.942	+0.751	16:00:04.448
5	55.004	+0.813	16:00:59.452
6	54.392	+0.201	16:01:53.844
7	55.222	+1.031	16:02:49.066
8	56.042	+1.851	16:03:45.108

Lap	Lap Tm	Diff	Time of Day
<b>(12) Anton Zaytsev</b>			
1	56.131	+1.778	15:57:33.863
2	54.689	+0.336	15:58:28.552
3	54.699	+0.346	15:59:23.251
4	54.515	+0.162	16:00:17.766
5	54.443	+0.090	16:01:12.209
6	54.635	+0.282	16:02:06.844
7	55.449	+1.096	16:03:02.293
8	<b>54.353</b>		16:03:56.646

Lap	Lap Tm	Diff	Time of Day
<b>(77) Ott Krigul</b>			
1	57.011	+2.379	15:57:51.791
2	55.705	+1.073	15:58:47.496
3	55.952	+1.320	15:59:43.448
4	55.312	+0.680	16:00:38.760
5	54.961	+0.329	16:01:33.721
6	55.047	+0.415	16:02:28.768
7	<b>54.632</b>		16:03:23.400

**RAHA 24 Eesti MV VIII etapp kardispordis**
**Sorted on Best Lap time**

Rotax Max DD2; Rotax Max DD2 Masters; KZ2

Aravete Karting Circuit 1,001 Km

Rotax Max DD2; Rotax Max DD2 Masters; KZ2 - qualifying - 10 minutes

23.09.2011 18:30

Qualifying started at 18:29:33

Pos	No.	Name	Nat	Entrant/Race Team	Chassis/Engine/Tyres	Best Tm	Diff	Gap	Laps	In Lap	Best Speed
1	632	Tristan Viidas	EST	Aix Racing	Gillard / Rotax 125 / Mojo	48.696			10	9	74,002
2	610	Martins Lapins	LAT	RKV Racing	Energy / Rotax 125 / Mojo	48.793	0.097	0.097	12	10	73,855
3	5	Mihkel Maltna	EST	Aix Racing	CRG / TM / Mojo	48.916	0.220	0.123	12	11	73,669
4	51	Konstantins Calko	LAT	Kika Motorsport	Gillard / Rotax 125 / Mojo	48.986	0.290	0.070	10	10	73,564
5	2	Mario Vendla	EST	Kartdagö	Birel / Rotax 125 / Mojo	49.032	0.336	0.046	10	10	73,495
6	25	Haralds Slegelmilhs	LAT	333 Sporta komplekss	Energy / TM / Mojo	49.197	0.501	0.165	11	11	73,248
7	29	Romet Kors	EST	Kuningamäe Kart	CRG / Maxter / Mojo	49.669	0.973	0.472	6	5	72,552
8	621	Georg Vann	EST	R24 Motorsport	CRG / Rotax 125 / Mojo	49.681	0.985	0.012	8	6	72,535
9	97	Anrijs Lembergs	LAT	Kika Motorsport	Gillard / Rotax 125 / Mojo	49.728	1.032	0.047	11	9	72,466
10	7	Erki Lehiste	EST	Talvar Racing	Tony Kart / Rotax 125 / Mojo	49.897	1.201	0.169	7	5	72,221
11	605	Vitalijus Gudzenko	LTU	RKV Racing	Maranello / Rotax 125 / Mojo	50.064	1.368	0.167	10	10	71,980
12	658	Tõnis Liigmann	EST	Max Racing	CRG / Rotax 125 / Mojo	50.146	1.450	0.082	11	10	71,862
13	670	Fred Joonas Alliksaar	EST	Max Racing	Zanardi / Rotax 125 / Mojo	50.155	1.459	0.009	8	8	71,849
14	60	Priit Sei	EST	Talvar Racing	Intrepid / Rotax 125 / Mojo	50.197	1.501	0.042	6	2	71,789
15	78	Kaspar Kallasmaa	EST	Kuningamäe Kart	Wild Kart / /	50.327	1.631	0.130	11	11	71,604
16	18	Miika Laiho	FIN	Keimola FK	Sodi / Rotax 125 / Mojo	50.340	1.644	0.013	11	11	71,585
17	111	Saulius Poceviccius	LTU	RKV Racing	Maddox / Rotax 125 / Mojo	50.401	1.705	0.061	6	6	71,499
18	10	Juris Zalitis	LAT	RKV Racing	Energy / Rotax 125 / Mojo	50.450	1.754	0.049	11	11	71,429
19	16	Mario Haugas	EST	Aix Racing	Tony Kart / Rotax 125 / Mojo	50.497	1.801	0.047	11	11	71,363
20	67	Argo Tamm	EST	Max Racing	CRG / Rotax 125 / Mojo	50.520	1.824	0.023	7	6	71,330
21	64	Eke Nurm	EST	AGS Racing	Maddox / Rotax 125 / Mojo	50.658	1.962	0.138	11	11	71,136
22	77	Ott Krigul	EST	R24 Motorsport	Energy / Rotax 125 / Mojo	50.717	2.021	0.059	10	8	71,053
23	601	Normunds Stanevics	LAT	Kika Motorsport	Gillard / Rotax 125 / Mojo	51.353	2.657	0.636	11	11	70,173
24	8	Urmo Kokmann	EST	R24 Motorsport	Energy / Rotax 125 / Mojo	51.366	2.670	0.013	9	9	70,155
25	99	Ilja Aloskins	LAT	JTSVC	/ Rotax 125 / Mojo	51.503	2.807	0.137	7	6	69,969
26	12	Anton Zaytsev	UKR	Max Racing	CRG / Rotax 125 / Mojo	52.229	3.533	0.726	11	7	68,996
27	206	Raul Erik	EST	Max Racing	CRG / Rotax 125 / Mojo	52.557	3.861	0.328	11	11	68,566
28	3	Juhan Maltna	EST	Aix Racing	Maranello / TM / Mojo	53.765	5.069	1.208	9	5	67,025
29	999	Martin Kolu	EST	R24 Motorsport	Energy / TM / Mojo	1:11.665	22.969	17.900	1	1	50,284
30	46	Kenneth Hildebrand	SWE	AGS Racing	Intrepid / Rotax 125 / Mojo				0	-	

Not classified  
 DQ 619 Simas Juodvirsis LTU RKV Racing Gillard / Rotax 125 / Mojo 48.685 12 10 74,019

**Announcements**

nr. 619 Simas Juodvirsis tulemus tühistatud. Alakaal 171 kg. Miinimumkaal 173 kg

Organizer: MAK MTÜ Posted at:

Officialised at:

Orbits

Clerk of the Course: Erki Pakosta

Secretary of race: Ingrid Kiiver-Riisman; Merle Niglas

Official Timing: EAL Timing

Printed: 26.09.2011 14:18:39

**RAHA 24 Eesti MV VIII etapp kardispordis**
**Sorted on Best Lap time**

Rotax Max DD2; Rotax Max DD2 Masters; KZ2

Aravete Karting Circuit 1,001 Km

Rotax Max DD2; Rotax Max DD2 Masters; KZ2 - qualifying - 10 minutes

23.09.2011 18:30

Qualifying started at 18:29:33

Pos	No.	Name	Nat	Entrant/Race Team	Chassis/Engine/Tyres	Best Tm	Diff	Gap	Laps	In Lap	Best Speed
<b>KZ2</b>											
1	5	Mihkel Maltna	EST	Aix Racing	CRG / TM / Mojo	48.916			12	11	73,669
2	25	Haralds Slegelmilhs	LAT	333 Sporta kompleks	Energy / TM / Mojo	49.197	0.281	0.281	11	11	73,248
3	29	Romet Kors	EST	Kuningamäe Kart	CRG / Maxter / Mojo	49.669	0.753	0.472	6	5	72,552
4	78	Kaspar Kallasmaa	EST	Kuningamäe Kart	Wild Kart / /	50.327	1.411	0.658	11	11	71,604
5	3	Juhan Maltna	EST	Aix Racing	Maranello / TM / Mojo	53.765	4.849	3.438	9	5	67,025
6	999	Martin Kolu	EST	R24 Motorsport	Energy / TM / Mojo	1:11.665	22.749	17.900	1	1	50,284
<b>Rotax DD2</b>											
1	632	Tristan Viidas	EST	Aix Racing	Gillard / Rotax 125 / Mojo	48.696			10	9	74,002
2	610	Martins Lapins	LAT	RKV Racing	Energy / Rotax 125 / Mojo	48.793	0.097	0.097	12	10	73,855
3	51	Konstantins Calko	LAT	Kika Motorsport	Gillard / Rotax 125 / Mojo	48.986	0.290	0.193	10	10	73,564
4	2	Mario Vendla	EST	Kartdagö	Birel / Rotax 125 / Mojo	49.032	0.336	0.046	10	10	73,495
5	621	Georg Vann	EST	R24 Motorsport	CRG / Rotax 125 / Mojo	49.681	0.985	0.649	8	6	72,535
6	658	Tõnis Liigmann	EST	Max Racing	CRG / Rotax 125 / Mojo	50.146	1.450	0.465	11	10	71,862
7	670	Fred Joonas Alliksaar	EST	Max Racing	Zanardi / Rotax 125 / Mojo	50.155	1.459	0.009	8	8	71,849
8	18	Miika Laiho	FIN	Keimola FK	Sodi / Rotax 125 / Mojo	50.340	1.644	0.185	11	11	71,585
9	16	Mario Haugas	EST	Aix Racing	Tony Kart / Rotax 125 / Mojo	50.497	1.801	0.157	11	11	71,363
10	77	Ott Krigul	EST	R24 Motorsport	Energy / Rotax 125 / Mojo	50.717	2.021	0.220	10	8	71,053
11	8	Urmo Kokmann	EST	R24 Motorsport	Energy / Rotax 125 / Mojo	51.366	2.670	0.649	9	9	70,155
12	99	Ilja Aloskins	LAT	JTSVC	/ Rotax 125 / Mojo	51.503	2.807	0.137	7	6	69,969
13	12	Anton Zaytsev	UKR	Max Racing	CRG / Rotax 125 / Mojo	52.229	3.533	0.726	11	7	68,996
14	46	Kenneth Hildebrand	SWE	AGS Racing	Intrepid / Rotax 125 / Mojo				0	-	
<b>Not classified</b>											
DQ	619	Simas Juodvirsis	LTU	RKV Racing	Gillard / Rotax 125 / Mojo	48.685			12	10	74,019
<b>Rotax Masters</b>											
1	97	Anrijs Lembergs	LAT	Kika Motorsport	Gillard / Rotax 125 / Mojo	49.728			11	9	72,466
2	7	Erki Lehiste	EST	Talvar Racing	Tony Kart / Rotax 125 / Mojo	49.897	0.169	0.169	7	5	72,221
3	605	Vitalijus Gudzenko	LTU	RKV Racing	Maranello / Rotax 125 / Mojo	50.064	0.336	0.167	10	10	71,980
4	60	Priit Sei	EST	Talvar Racing	Intrepid / Rotax 125 / Mojo	50.197	0.469	0.133	6	2	71,789
5	111	Saulius Pocevicus	LTU	RKV Racing	Maddox / Rotax 125 / Mojo	50.401	0.673	0.204	6	6	71,499
6	10	Juris Zalitis	LAT	RKV Racing	Energy / Rotax 125 / Mojo	50.450	0.722	0.049	11	11	71,429
7	67	Argo Tamm	EST	Max Racing	CRG / Rotax 125 / Mojo	50.520	0.792	0.070	7	6	71,330
8	64	Eke Nurm	EST	AGS Racing	Maddox / Rotax 125 / Mojo	50.658	0.930	0.138	11	11	71,136
9	601	Normunds Stanevics	LAT	Kika Motorsport	Gillard / Rotax 125 / Mojo	51.353	1.625	0.695	11	11	70,173
10	206	Raul Erik	EST	Max Racing	CRG / Rotax 125 / Mojo	52.557	2.829	1.204	11	11	68,566

**Announcements**

nr. 619 Simas Juodvirsis tulemus tühistatud. Alakaal 171 kg. Miinimumkaal 173 kg

Organizer: MAK MTÜ Posted at:

Officialised at:

Orbits

Clerk of the Course: Erki Pakosta

Secretary of race: Ingrid Kiiver-Riisman; Merle Niglas

Official Timing: EAL Timing

Printed: 26.09.2011 14:18:46

# RAHA 24 Eesti MV VIII etapp kardispordis

Rotax Max DD2; Rotax Max DD2 Masters; KZ2

Aravete Karting Circuit 1,001 Km

Rotax Max DD2; Rotax Max DD2 Masters; KZ2 - qualifying - 10 minutes

23.09.2011 18:30

Qualifying started at 18:29:33

Lap	Lap Tm	Diff	Time of Day
<b>(632) Tristan Viidas</b>			
1	59.992	+11.296	18:32:30.476
2	53.549	+4.853	18:33:24.025
3	51.920	+3.224	18:34:15.945
4	50.439	+1.743	18:35:06.384
5	49.854	+1.158	18:35:56.238
6	49.321	+0.625	18:36:45.559
7	49.258	+0.562	18:37:34.817
8	49.144	+0.448	18:38:23.961
9	<b>48.696</b>		18:39:12.657
10	49.182	+0.486	18:40:01.839

Lap	Lap Tm	Diff	Time of Day
<b>(610) Martins Lapins</b>			
1	56.973	+8.180	18:30:54.361
2	52.984	+4.191	18:31:47.345
3	53.328	+4.535	18:32:40.673
4	50.902	+2.109	18:33:31.575
5	50.479	+1.686	18:34:22.054
6	50.466	+1.673	18:35:12.520
7	50.096	+1.303	18:36:02.616
8	49.294	+0.501	18:36:51.910
9	48.862	+0.069	18:37:40.772
10	<b>48.793</b>		18:38:29.565
11	49.174	+0.381	18:39:18.739
12	48.868	+0.075	18:40:07.607

Lap	Lap Tm	Diff	Time of Day
<b>(5) Mihkel Maltna</b>			
1	58.573	+9.657	18:30:45.348
2	53.032	+4.116	18:31:38.380
3	52.171	+3.255	18:32:30.551
4	50.410	+1.494	18:33:20.961
5	49.896	+0.980	18:34:10.857
6	49.315	+0.399	18:35:00.172
7	49.745	+0.829	18:35:49.917
8	49.909	+0.993	18:36:39.826
9	49.654	+0.738	18:37:29.480
10	49.804	+0.888	18:38:19.284
11	<b>48.916</b>		18:39:08.200
12	48.938	+0.022	18:39:57.138

Lap	Lap Tm	Diff	Time of Day
<b>(51) Konstantins Calko</b>			
1	55.199	+6.213	18:32:01.805
2	51.435	+2.449	18:32:53.240
3	51.918	+2.932	18:33:45.158
4	56.159	+7.173	18:34:41.317
5	49.406	+0.420	18:35:30.723
6	57.848	+8.862	18:36:28.571
7	50.014	+1.028	18:37:18.585
8	49.666	+0.680	18:38:08.251
9	56.924	+7.938	18:39:05.175
10	<b>48.986</b>		18:39:54.161

Lap	Lap Tm	Diff	Time of Day
<b>(2) Mario Vendla</b>			
1	54.624	+5.592	18:32:15.909
2	51.350	+2.318	18:33:07.259
3	50.547	+1.515	18:33:57.806
4	50.577	+1.545	18:34:48.383
5	49.914	+0.882	18:35:38.297
6	49.808	+0.776	18:36:28.105
7	49.127	+0.095	18:37:17.232
8	49.501	+0.469	18:38:06.733
9	49.659	+0.627	18:38:56.392
10	<b>49.032</b>		18:39:45.424

Lap	Lap Tm	Diff	Time of Day
<b>(25) Haralds Slegelmilhs</b>			
1	58.783	+8.637	18:30:50.530

Lap	Lap Tm	Diff	Time of Day
1	1:00.564	+11.367	18:31:27.718
2	54.340	+5.143	18:32:22.058
3	52.767	+3.570	18:33:14.825
4	52.349	+3.152	18:34:07.174
5	50.800	+1.603	18:34:57.974
6	50.277	+1.080	18:35:48.251
7	50.228	+1.031	18:36:38.479
8	50.064	+0.867	18:37:28.543
9	49.686	+0.489	18:38:18.229
10	49.362	+0.165	18:39:07.591
11	<b>49.197</b>		18:39:56.788

Lap	Lap Tm	Diff	Time of Day
<b>(29) Romet Kors</b>			
1	53.976	+4.307	18:30:45.540
2	51.115	+1.446	18:31:36.655
3	50.825	+1.156	18:32:27.480
4	50.170	+0.501	18:33:17.650
5	<b>49.669</b>		18:34:07.319
6	50.845	+1.176	18:34:58.164

Lap	Lap Tm	Diff	Time of Day
<b>(621) Georg Vann</b>			
1	51.963	+2.282	18:34:35.489
2	50.594	+0.913	18:35:26.083
3	50.144	+0.463	18:36:16.227
4	50.578	+0.897	18:37:06.805
5	49.984	+0.303	18:37:56.789
6	<b>49.681</b>		18:38:46.470
7	50.131	+0.450	18:39:36.601
8	49.683	+0.002	18:40:26.284

Lap	Lap Tm	Diff	Time of Day
<b>(97) Anrijs Lembergs</b>			
1	59.988	+10.260	18:30:50.384
2	55.002	+5.274	18:31:45.386
3	53.670	+3.942	18:32:39.056
4	52.360	+2.632	18:33:31.416
5	52.489	+2.761	18:34:23.905
6	51.570	+1.842	18:35:15.475
7	51.423	+1.695	18:36:06.898
8	50.899	+1.171	18:36:57.797
9	<b>49.728</b>		18:37:47.525
10	50.457	+0.729	18:38:37.982
11	50.247	+0.519	18:39:28.229

Lap	Lap Tm	Diff	Time of Day
<b>(7) Erki Lehiste</b>			
1	53.665	+3.768	18:30:47.043
2	51.250	+1.353	18:31:38.293
3	50.513	+0.616	18:32:28.806
4	50.331	+0.434	18:33:19.137
5	<b>49.897</b>		18:34:09.034
6	49.939	+0.042	18:34:58.973
7	50.137	+0.240	18:35:49.110

Lap	Lap Tm	Diff	Time of Day
<b>(605) Vitalijus Gudzenko</b>			
1	57.337	+7.273	18:32:03.668
2	52.701	+2.637	18:32:56.369
3	53.806	+3.742	18:33:50.175
4	51.887	+1.823	18:34:42.062
5	51.787	+1.723	18:35:33.849
6	51.310	+1.246	18:36:25.159
7	50.647	+0.583	18:37:15.806
8	51.053	+0.989	18:38:06.859
9	57.723	+7.659	18:39:04.582
10	<b>50.064</b>		18:39:54.646

Lap	Lap Tm	Diff	Time of Day
<b>(658) Tõnis Liigmann</b>			
1	58.783	+8.637	18:30:50.530

Lap	Lap Tm	Diff	Time of Day
2	55.426	+5.280	18:31:45.956
3	55.387	+5.241	18:32:41.343
4	52.383	+2.237	18:33:33.726
5	51.970	+1.824	18:34:25.696
6	51.165	+1.019	18:35:16.861
7	50.691	+0.545	18:36:07.552
8	50.481	+0.335	18:36:58.033
9	1:06.764	+16.618	18:38:04.797
10	<b>50.146</b>		18:38:54.943
11	50.309	+0.163	18:39:45.252

Lap	Lap Tm	Diff	Time of Day
<b>(670) Fred Joonas Alliksaar</b>			
1	1:02.772	+12.617	18:33:52.732
2	54.327	+4.172	18:34:47.059
3	59.316	+9.161	18:35:46.375
4	51.655	+1.500	18:36:38.030
5	50.862	+0.707	18:37:28.892
6	50.201	+0.046	18:38:19.093
7	50.718	+0.563	18:39:09.811
8	<b>50.155</b>		18:39:59.966

Lap	Lap Tm	Diff	Time of Day
<b>(60) Priit Sei</b>			
1	52.116	+1.919	18:30:37.794
2	<b>50.197</b>		18:31:27.991
3	51.441	+1.244	18:32:19.432
4	51.025	+0.828	18:33:10.457
5	50.935	+0.738	18:34:01.392
6	51.492	+1.295	18:34:52.884

Lap	Lap Tm	Diff	Time of Day
<b>(78) Kaspar Kallasmaa</b>			
1	1:02.305	+11.978	18:30:58.178
2	55.697	+5.370	18:31:53.875
3	54.654	+4.327	18:32:48.529
4	53.848	+3.521	18:33:42.377
5	53.229	+2.902	18:34:35.606
6	53.150	+2.823	18:35:28.756
7	52.391	+2.064	18:36:21.147
8	52.745	+2.418	18:37:13.892
9	51.629	+1.302	18:38:05.521
10	50.832	+0.505	18:38:56.353
11	<b>50.327</b>		18:39:46.680

Lap	Lap Tm	Diff	Time of Day
<b>(18) Miika Laiho</b>			
1	1:01.662	+11.322	18:31:02.792
2	55.430	+5.090	18:31:58.222
3	54.203	+3.863	18:32:52.425
4	1:03.185	+12.845	18:33:55.610
5	52.489	+2.149	18:34:48.099
6	51.947	+1.607	18:35:40.046
7	50.983	+0.643	18:36:31.029
8	50.647	+0.307	18:37:21.676
9	50.629	+0.289	18:38:12.305
10	51.181	+0.841	18:39:03.486
11	<b>50.340</b>		18:39:53.826

Lap	Lap Tm	Diff	Time of Day
<b>(111) Saulius Pocevičius</b>			
1	52.968	+2.567	18:30:50.722
2	52.108	+1.707	18:31:42.830
3	50.417	+0.016	18:32:33.247
4	50.900	+0.499	18:33:24.147
5	56.239	+5.838	18:34:20.386
6	<b>50.401</b>		18:35:10.787

Lap	Lap Tm	Diff	Time of Day
<b>(10) Juris Zališs</b>			
1	1:00.597	+10.147	18:31:00.200
2	55.967	+5.517	18:31:56.167

RAHA 24 Eesti MV VIII etapp kardispordis

Rotax Max DD2; Rotax Max DD2 Masters; KZ2

Aravete Karting Circuit 1,001 Km

Rotax Max DD2; Rotax Max DD2 Masters; KZ2 - qualifying - 10 minutes

23.09.2011 18:30

Qualifying started at 18:29:33

Lap	Lap Tm	Diff	Time of Day
3	56.025	+5.575	18:32:52.192
4	53.993	+3.543	18:33:46.185
5	52.503	+2.053	18:34:38.688
6	51.580	+1.130	18:35:30.268
7	51.890	+1.440	18:36:22.158
8	52.372	+1.922	18:37:14.530
9	51.164	+0.714	18:38:05.694
10	51.046	+0.596	18:38:56.740
11	<b>50.450</b>		18:39:47.190

(16) Mario Haugas

1	1:00.717	+10.220	18:31:04.103
2	54.705	+4.208	18:31:58.808
3	53.354	+2.857	18:32:52.162
4	52.857	+2.360	18:33:45.019
5	51.956	+1.459	18:34:36.975
6	52.253	+1.756	18:35:29.228
7	52.084	+1.587	18:36:21.312
8	51.667	+1.170	18:37:12.979
9	50.800	+0.303	18:38:03.779
10	50.584	+0.087	18:38:54.363
11	<b>50.497</b>		18:39:44.860

(67) Argo Tamm

1	55.706	+5.186	18:30:53.383
2	52.737	+2.217	18:31:46.120
3	53.513	+2.993	18:32:39.633
4	51.223	+0.703	18:33:30.856
5	50.631	+0.111	18:34:21.487
6	<b>50.520</b>		18:35:12.007
7	51.591	+1.071	18:36:03.598

(64) Eke Nurm

1	1:07.646	+16.988	18:31:04.904
2	1:01.261	+10.603	18:32:06.165
3	53.388	+2.730	18:32:59.553
4	53.225	+2.567	18:33:52.778
5	57.879	+7.221	18:34:50.657
6	52.205	+1.547	18:35:42.862
7	51.692	+1.034	18:36:34.554
8	52.472	+1.814	18:37:27.026
9	51.372	+0.714	18:38:18.398
10	52.439	+1.781	18:39:10.837
11	<b>50.658</b>		18:40:01.495

(77) Ott Krigul

1	59.346	+8.629	18:32:01.154
2	54.963	+4.246	18:32:56.117
3	54.816	+4.099	18:33:50.933
4	52.080	+1.363	18:34:43.013
5	53.690	+2.973	18:35:36.703
6	51.677	+0.960	18:36:28.380
7	50.874	+0.157	18:37:19.254
8	<b>50.717</b>		18:38:09.971
9	51.580	+0.863	18:39:01.551
10	50.977	+0.260	18:39:52.528

(601) Normunds Stanevics

1	1:00.018	+8.665	18:30:53.276
2	56.672	+5.319	18:31:49.948
3	54.344	+2.991	18:32:44.292
4	54.147	+2.794	18:33:38.439
5	53.417	+2.064	18:34:31.856
6	52.335	+0.982	18:35:24.191
7	51.725	+0.372	18:36:15.916
8	52.345	+0.992	18:37:08.261

Lap	Lap Tm	Diff	Time of Day
9	52.209	+0.856	18:38:00.470
10	51.568	+0.215	18:38:52.038
11	<b>51.353</b>		18:39:43.391

(8) Urmo Kokmann

1	1:00.019	+8.653	18:32:41.200
2	54.810	+3.444	18:33:36.010
3	53.548	+2.182	18:34:29.558
4	52.428	+1.062	18:35:21.986
5	52.695	+1.329	18:36:14.681
6	52.858	+1.492	18:37:07.539
7	58.643	+7.277	18:38:06.182
8	52.686	+1.320	18:38:58.868
9	<b>51.366</b>		18:39:50.234

(99) Ilja Aloskins

1	56.153	+4.650	18:30:40.673
2	52.645	+1.142	18:31:33.318
3	53.271	+1.768	18:32:26.589
4	53.523	+2.020	18:33:20.112
5	1:37.821	+46.318	18:34:57.933
6	<b>51.503</b>		18:35:49.436
7	55.935	+4.432	18:36:45.371

(12) Anton Zaytsev

1	1:00.044	+7.815	18:30:52.721
2	57.091	+4.862	18:31:49.812
3	56.024	+3.795	18:32:45.836
4	55.689	+3.460	18:33:41.525
5	53.687	+1.458	18:34:35.212
6	53.121	+0.892	18:35:28.333
7	<b>52.229</b>		18:36:20.562
8	54.213	+1.984	18:37:14.775
9	53.031	+0.802	18:38:07.806
10	52.768	+0.539	18:39:00.574
11	52.377	+0.148	18:39:52.951

(206) Raul Erik

1	1:02.817	+10.260	18:30:59.627
2	56.756	+4.199	18:31:56.383
3	55.326	+2.769	18:32:51.709
4	55.453	+2.896	18:33:47.162
5	54.400	+1.843	18:34:41.562
6	1:02.644	+10.087	18:35:44.206
7	54.731	+2.174	18:36:38.937
8	53.746	+1.189	18:37:32.683
9	53.336	+0.779	18:38:26.019
10	53.180	+0.623	18:39:19.199
11	<b>52.557</b>		18:40:11.756

(3) Juhan Maltna

1	1:00.313	+6.548	18:30:50.236
2	58.093	+4.328	18:31:48.329
3	55.362	+1.597	18:32:43.691
4	56.175	+2.410	18:33:39.866
5	<b>53.765</b>		18:34:33.631
6	53.843	+0.078	18:35:27.474
7	54.499	+0.734	18:36:21.973
8	53.799	+0.034	18:37:15.772
9	53.967	+0.202	18:38:09.739

(999) Martin Kolu

1	<b>1:11.665</b>		18:32:20.170
---	-----------------	--	--------------

(619) Simas Juodvirsis

1	58.078	+9.393	18:30:40.446
---	--------	--------	--------------

RAHA 24 Eesti MV VIII etapp kardispordis


Rotax Max DD2; Rotax Max DD2 Masters; KZ2

Aravete Karting Circuit 1,001 Km

Rotax Max DD2; Rotax Max DD2 Masters; KZ2 - qualifying - 10 minutes

23.09.2011 18:30

Qualifying started at 18:29:33



POLE POSITION

Rolling Start

- 1
- 2
- 3
- 4
- 5
- 6
- 7
- 8
- 9
- 10
- 11
- 12
- 13
- 14

<b>1</b>	<b>632 Tristan Viidas</b> 48.696 Gillard / Rotax 125 / Mojo
<b>2</b>	<b>5 Mihkel Maltna</b> 48.916 CRG / TM / Mojo
<b>3</b>	<b>2 Mario Vendla</b> 49.032 Birel / Rotax 125 / Mojo
<b>4</b>	<b>29 Romet Kors</b> 49.669 CRG / Maxter / Mojo
<b>5</b>	<b>97 Anrijs Lembergs</b> 49.728 Gillard / Rotax 125 / Mojo
<b>6</b>	<b>605 Vitalijus Gudzenko</b> 50.064 Maranello / Rotax 125 / Mojo
<b>7</b>	<b>670 Fred Joonas Alliksaar</b> 50.155 Zanardi / Rotax 125 / Mojo
<b>8</b>	<b>78 Kaspar Kallasmaa</b> 50.327 Wild Kart / /
<b>9</b>	<b>111 Saulius Pocevicus</b> 50.401 Maddox / Rotax 125 / Mojo
<b>10</b>	<b>16 Mario Haugas</b> 50.497 Tony Kart / Rotax 125 / Mojo
<b>11</b>	<b>64 Eke Nurm</b> 50.658 Maddox / Rotax 125 / Mojo
<b>12</b>	<b>601 Normunds Stanevics</b> 51.353 Gillard / Rotax 125 / Mojo
<b>13</b>	<b>99 Ilja Aloskins</b> 51.503 / Rotax 125 / Mojo
<b>14</b>	<b>206 Raul Erik</b> 52.557 CRG / Rotax 125 / Mojo

<b>2</b>	<b>610 Martins Lapins</b> 48.793 Energy / Rotax 125 / Mojo
<b>4</b>	<b>51 Konstantins Calko</b> 48.986 Gillard / Rotax 125 / Mojo
<b>6</b>	<b>25 Haralds Slegelmilhs</b> 49.197 Energy / TM / Mojo
<b>8</b>	<b>621 Georg Vann</b> 49.681 CRG / Rotax 125 / Mojo
<b>10</b>	<b>7 Erki Lehiste</b> 49.897 Tony Kart / Rotax 125 / Mojo
<b>12</b>	<b>658 Tõnis Liigmann</b> 50.146 CRG / Rotax 125 / Mojo
<b>14</b>	<b>60 Priit Sei</b> 50.197 Intrepid / Rotax 125 / Mojo
<b>16</b>	<b>18 Miika Laiho</b> 50.340 Sodi / Rotax 125 / Mojo
<b>18</b>	<b>10 Juris Zalitis</b> 50.450 Energy / Rotax 125 / Mojo
<b>20</b>	<b>67 Argo Tamm</b> 50.520 CRG / Rotax 125 / Mojo
<b>22</b>	<b>77 Ott Krigul</b> 50.717 Energy / Rotax 125 / Mojo
<b>24</b>	<b>8 Urmo Kokmann</b> 51.366 Energy / Rotax 125 / Mojo
<b>26</b>	<b>12 Anton Zaytsev</b> 52.229 CRG / Rotax 125 / Mojo
<b>28</b>	<b>3 Juhan Maltna</b> 53.765 Maranello / TM / Mojo

RAHA 24 Eesti MV VIII etapp kardispordis

Rotax Max DD2; Rotax Max DD2 Masters; KZ2

Aravete Karting Circuit 1,001 Km

Rotax Max DD2; Rotax Max DD2 Masters; KZ2 - qualifying - 10 minutes

23.09.2011 18:30

Qualifying started at 18:29:33

15

29

999 Martin Kolu  
1:11.665  
Energy / TM / Mojo

16

31

619 Simas Juodvirsis  
48.685  
Gillard / Rotax 125 / Mojo

30

46 Kenneth Hildebrand  
Intrepid / Rotax 125 / Mojo

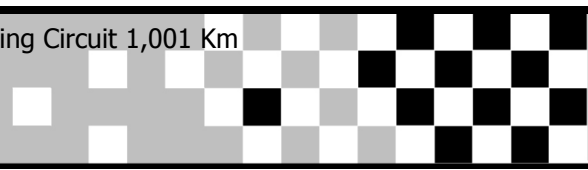


# RAHA 24 Eesti MV VIII etapp kardispordis

Rotax Max DD2; Rotax Max DD2 Masters; KZ2

Aravete Karting Circuit 1,001 Km

Rotax Masters - reedese päeva parimate ringiaegade paremus järjestus



Pos	No.	Name	Nat	Overall BestTm	Diff	Gap In Session	
1	97	Anrijs Lembergs	LAT	49.728	1.032	0.047	Rotax Max DD2; Rotax Max DD2 Masters; KZ2 - qualifying - 10 minutes
2	7	Erki Lehiste	EST	49.897	1.201	0.169	Rotax Max DD2; Rotax Max DD2 Masters; KZ2 - qualifying - 10 minutes
3	605	Vitalijus Gudzenko	LTU	50.064	1.368	0.064	Rotax Max DD2; Rotax Max DD2 Masters; KZ2 - qualifying - 10 minutes
4	60	Priit Sei	EST	50.197	1.501	0.042	Rotax Max DD2; Rotax Max DD2 Masters; KZ2 - qualifying - 10 minutes
5	111	Saulius Pocevicus	LTU	50.401	1.705	0.061	Rotax Max DD2; Rotax Max DD2 Masters; KZ2 - qualifying - 10 minutes
6	10	Juris Zalitis	LAT	50.450	1.754	0.049	Rotax Max DD2; Rotax Max DD2 Masters; KZ2 - qualifying - 10 minutes
7	67	Argo Tamm	EST	50.520	1.824	0.070	Rotax Max DD2; Rotax Max DD2 Masters; KZ2 - qualifying - 10 minutes
8	64	Eke Nurm	EST	50.658	1.962	0.138	Rotax Max DD2; Rotax Max DD2 Masters; KZ2 - qualifying - 10 minutes
9	601	Normunds Stanevics	LAT	51.353	2.657	0.636	Rotax Max DD2; Rotax Max DD2 Masters; KZ2 - qualifying - 10 minutes
10	206	Raul Erik	EST	52.557	3.861	0.622	Rotax Max DD2; Rotax Max DD2 Masters; KZ2 - qualifying - 10 minutes

RAHA 24 Eesti MV VIII etapp kardispordis

Sorted on Best Lap time

Rotax Max DD2; Rotax Max DD2 Masters; KZ2

Aravete Karting Circuit 1,001 Km

Rotax Max DD2; Rotax Max DD2 Masters; KZ2 - warm up - 8 minutes

24.09.2011 08:00

Practice started at 7:59:41

Pos	No.	Name	Nat	Entrant/Race Team	Chassis/Engine/Tyres	Best Tm	Diff	Gap	Laps	In Lap	Best Speed
<b>KZ2</b>											
1	25	Haralds Slegelmilhs	LAT	333 Sporta komplekss	Energy / TM / Mojo	52.128			7	7	69,130
2	78	Kaspar Kallasmaa	EST	Kuningamäe Kart	Wild Kart / /	53.733	1.605	1.605	4	2	67,065
3	96	Martin Kolu	EST	R24 Motorsport	Energy / TM / Mojo	57.258	5.130	3.525	6	4	62,936
<b>Rotax DD2</b>											
1	619	Simas Juodvirsis	LTU	RKV Racing	Gillard / Rotax 125 / Mojo	51.469			9	8	70,015
2	632	Tristan Viidas	EST	Aix Racing	Gillard / Rotax 125 / Mojo	51.584	0.115	0.115	5	5	69,859
3	16	Mario Haugas	EST	Aix Racing	Tony Kart / Rotax 125 / Mojo	51.802	0.333	0.218	9	5	69,565
4	51	Konstantins Calko	LAT	Kika Motorsport	Gillard / Rotax 125 / Mojo	51.867	0.398	0.065	4	3	69,478
5	610	Martins Lapins	LAT	RKV Racing	Energy / Rotax 125 / Mojo	51.916	0.447	0.049	8	6	69,412
6	18	Miika Laiho	FIN	Keimola FK	Sodi / Rotax 125 / Mojo	52.142	0.673	0.226	6	6	69,111
7	658	Tõnis Liigmann	EST	Max Racing	CRG / Rotax 125 / Mojo	52.229	0.760	0.087	9	8	68,996
8	46	Kenneth Hildebrand	SWE	AGS Racing	Intrepid / Rotax 125 / Mojo	52.483	1.014	0.254	9	4	68,662
9	77	Ott Krigul	EST	R24 Motorsport	Energy / Rotax 125 / Mojo	55.471	4.002	2.988	7	4	64,964
<b>Rotax Masters</b>											
1	97	Anrijs Lembergs	LAT	Kika Motorsport	Gillard / Rotax 125 / Mojo	52.498			5	4	68,643
2	601	Normunds Stanevics	LAT	Kika Motorsport	Gillard / Rotax 125 / Mojo	52.754	0.256	0.256	8	3	68,310
3	10	Juris Zalitis	LAT	RKV Racing	Energy / Rotax 125 / Mojo	52.995	0.497	0.241	8	6	67,999
4	111	Saulius Poceviccius	LTU	RKV Racing	Maddox / Rotax 125 / Mojo	52.999	0.501	0.004	7	5	67,994
5	60	Priit Sei	EST	Talvar Racing	Intrepid / Rotax 125 / Mojo	53.396	0.898	0.397	9	7	67,488
6	605	Vitalijus Gudzenko	LTU	RKV Racing	Maranello / Rotax 125 / Mojo	54.500	2.002	1.104	8	6	66,121

# RAHA 24 Eesti MV VIII etapp kardispordis

Rotax Max DD2; Rotax Max DD2 Masters; KZ2

Aravete Karting Circuit 1,001 Km

Rotax Max DD2; Rotax Max DD2 Masters; KZ2 - warm up - 8 minutes

24.09.2011 08:00

Practice started at 7:59:41

Lap	Lap Tm	Diff	Time of Day
<b>(619) Simas Juodvirsis</b>			
1	52.865	+1.396	8:01:15.139
2	52.840	+1.371	8:02:07.979
3	51.667	+0.198	8:02:59.646
4	52.459	+0.990	8:03:52.105
5	51.878	+0.409	8:04:43.983
6	55.888	+4.419	8:05:39.871
7	51.794	+0.325	8:06:31.665
8	<b>51.469</b>		8:07:23.134
9	51.476	+0.007	8:08:14.610

Lap	Lap Tm	Diff	Time of Day
<b>(632) Tristan Vidas</b>			
1	52.882	+1.298	8:04:59.528
2	51.993	+0.409	8:05:51.521
3	51.874	+0.290	8:06:43.395
4	51.801	+0.217	8:07:35.196
5	<b>51.584</b>		8:08:26.780

Lap	Lap Tm	Diff	Time of Day
<b>(16) Mario Haugas</b>			
1	54.927	+3.125	8:00:50.133
2	52.628	+0.826	8:01:42.761
3	52.160	+0.358	8:02:34.921
4	52.021	+0.219	8:03:26.942
5	<b>51.802</b>		8:04:18.744
6	52.371	+0.569	8:05:11.115
7	52.435	+0.633	8:06:03.550
8	51.920	+0.118	8:06:55.470
9	52.901	+1.099	8:07:48.371

Lap	Lap Tm	Diff	Time of Day
<b>(51) Konstantins Calko</b>			
1	59.772	+7.905	8:02:09.358
2	53.091	+1.224	8:03:02.449
3	<b>51.867</b>		8:03:54.316
4	52.069	+0.202	8:04:46.385

Lap	Lap Tm	Diff	Time of Day
<b>(610) Martins Lapins</b>			
1	53.673	+1.757	8:02:02.254
2	52.105	+0.189	8:02:54.359
3	52.285	+0.369	8:03:46.644
4	52.111	+0.195	8:04:38.755
5	52.058	+0.142	8:05:30.813
6	<b>51.916</b>		8:06:22.729
7	51.949	+0.033	8:07:14.678
8	54.437	+2.521	8:08:09.115

Lap	Lap Tm	Diff	Time of Day
<b>(25) Haralds Slegelmilhs</b>			
1	1:02.868	+10.740	8:02:09.917
2	56.665	+4.537	8:03:06.582
3	54.749	+2.621	8:04:01.331
4	53.431	+1.303	8:04:54.762
5	54.373	+2.245	8:05:49.135
6	52.472	+0.344	8:06:41.607
7	<b>52.128</b>		8:07:33.735

Lap	Lap Tm	Diff	Time of Day
<b>(18) Miika Laiho</b>			
1	54.586	+2.444	8:03:37.572
2	52.369	+0.227	8:04:29.941
3	52.403	+0.261	8:05:22.344
4	52.401	+0.259	8:06:14.745
5	52.188	+0.046	8:07:06.933
6	<b>52.142</b>		8:07:59.075

Lap	Lap Tm	Diff	Time of Day
<b>(658) Tõnis Liigmann</b>			
1	54.696	+2.467	8:00:46.564
2	1:22.438	+30.209	8:02:09.002

Lap	Lap Tm	Diff	Time of Day
3	53.296	+1.067	8:03:02.298
4	53.236	+1.007	8:03:55.534
5	52.410	+0.181	8:04:47.944
6	52.653	+0.424	8:05:40.597
7	52.811	+0.582	8:06:33.408
8	<b>52.229</b>		8:07:25.637
9	52.302	+0.073	8:08:17.939

Lap	Lap Tm	Diff	Time of Day
<b>(46) Kenneth Hildebrand</b>			
1	58.947	+6.464	8:00:53.801
2	53.784	+1.301	8:01:47.585
3	52.913	+0.430	8:02:40.498
4	<b>52.483</b>		8:03:32.981
5	52.866	+0.383	8:04:25.847
6	52.666	+0.183	8:05:18.513
7	52.575	+0.092	8:06:11.088
8	52.788	+0.305	8:07:03.876
9	52.950	+0.467	8:07:56.826

Lap	Lap Tm	Diff	Time of Day
<b>(97) Anrijs Lembergs</b>			
1	54.777	+2.279	8:01:50.668
2	53.022	+0.524	8:02:43.690
3	52.934	+0.436	8:03:36.624
4	<b>52.498</b>		8:04:29.122
5	52.870	+0.372	8:05:21.992

Lap	Lap Tm	Diff	Time of Day
<b>(601) Normunds Stanevics</b>			
1	54.618	+1.864	8:00:49.573
2	54.169	+1.415	8:01:43.742
3	<b>52.754</b>		8:02:36.496
4	53.270	+0.516	8:03:29.766
5	53.068	+0.314	8:04:22.834
6	53.334	+0.580	8:05:16.168
7	52.932	+0.178	8:06:09.100
8	53.551	+0.797	8:07:02.651

Lap	Lap Tm	Diff	Time of Day
<b>(10) Juris Zalitis</b>			
1	55.789	+2.794	8:01:52.294
2	1:01.473	+8.478	8:02:53.767
3	54.889	+1.894	8:03:48.656
4	53.380	+0.385	8:04:42.036
5	53.422	+0.427	8:05:35.458
6	<b>52.995</b>		8:06:28.453
7	53.194	+0.199	8:07:21.647
8	54.111	+1.116	8:08:15.758

Lap	Lap Tm	Diff	Time of Day
<b>(111) Saulius Pocevicus</b>			
1	55.125	+2.126	8:02:23.297
2	53.649	+0.650	8:03:16.946
3	53.058	+0.059	8:04:10.004
4	53.456	+0.457	8:05:03.460
5	<b>52.999</b>		8:05:56.459
6	58.449	+5.450	8:06:54.908
7	53.892	+0.893	8:07:48.800

Lap	Lap Tm	Diff	Time of Day
<b>(60) Prit Sei</b>			
1	55.082	+1.686	8:00:51.563
2	53.588	+0.192	8:01:45.151
3	53.470	+0.074	8:02:38.621
4	53.701	+0.305	8:03:32.322
5	53.986	+0.590	8:04:26.308
6	53.701	+0.305	8:05:20.009
7	<b>53.396</b>		8:06:13.405
8	54.097	+0.701	8:07:07.502
9	54.093	+0.697	8:08:01.595

Lap	Lap Tm	Diff	Time of Day
<b>(78) Kaspar Kallasmaa</b>			
1	56.009	+2.276	8:05:02.516
2	<b>53.733</b>		8:05:56.249
3	54.402	+0.669	8:06:50.651
4	1:00.068	+6.335	8:07:50.719

Lap	Lap Tm	Diff	Time of Day
<b>(605) Vitalijus Gudzenko</b>			
1	57.498	+2.998	8:02:08.374
2	55.486	+0.986	8:03:03.860
3	54.558	+0.058	8:03:58.418
4	55.352	+0.852	8:04:53.770
5	54.877	+0.377	8:05:48.647
6	<b>54.500</b>		8:06:43.147
7	54.826	+0.326	8:07:37.973
8	54.785	+0.285	8:08:32.758

Lap	Lap Tm	Diff	Time of Day
<b>(77) Ott Krigul</b>			
1	58.094	+2.623	8:02:25.788
2	56.508	+1.037	8:03:22.296
3	56.263	+0.792	8:04:18.559
4	<b>55.471</b>		8:05:14.030
5	56.513	+1.042	8:06:10.543
6	56.214	+0.743	8:07:06.757
7	56.276	+0.805	8:08:03.033

Lap	Lap Tm	Diff	Time of Day
<b>(96) Martin Kolu</b>			
1	1:01.569	+4.311	8:02:57.150
2	1:06.965	+9.707	8:04:04.115
3	1:02.079	+4.821	8:05:06.194
4	<b>57.258</b>		8:06:03.452
5	57.432	+0.174	8:07:00.884
6	58.244	+0.986	8:07:59.128

# RAHA 24 Eesti MV VIII etapp kardispordis

Sorted on Laps

Rotax Max DD2; Rotax Max DD2 Masters; KZ2

Aravete Karting Circuit 1,001 Km

Rotax Max DD2, Rotax Max DD2 Masters - prefinal race - 18 laps

24.09.2011 11:35

Race (18 Laps) started at 11:39:08

Pos	No.	Name	R	Nat	Entrant/Race Team	Chassis/Engine/Tyres	Laps	Total Tm	Diff	Gap	Best Tm	In Lap	Points
1	5	Mihkel Maltna		EST	Aix Racing	CRG / TM / Mojo	18	15:22.529			50.472	8	15
2	632	Tristan Viidas	R	EST	Aix Racing	Gillard / Rotax 125 / Mojo	18	15:32.587	10.058	10.058	51.239	16	15
3	2	Mario Vendla		EST	Kartdagö	Birel / Rotax 125 / Mojo	18	15:32.897	10.368	0.310	51.282	10	12
4	51	Konstantins Calko		LAT	Kika Motorsport	Gillard / Rotax 125 / Mojo	18	15:36.522	13.993	3.625	51.608	11	10
5	18	Miika Laiho		FIN	Keimola FK	Sodi / Rotax 125 / Mojo	18	15:46.737	24.208	10.215	51.792	9	9
6	670	Fred Joonas Alliksaar	R	EST	Max Racing	Zanardi / Rotax 125 / Mojo	18	15:48.378	25.849	1.641	51.991	10	8
7	16	Mario Haugas	R	EST	Aix Racing	Tony Kart / Rotax 125 / Mojo	18	15:48.619	26.090	0.241	51.779	17	7
8	658	Tõnis Liigmann		EST	Max Racing	CRG / Rotax 125 / Mojo	18	15:53.141	30.612	4.522	52.002	9	6
9	619	Simas Juodvirsis		LTU	RKV Racing	Gillard / Rotax 125 / Mojo	18	15:55.000	32.471	1.859	51.919	17	5
10	46	Kenneth Hildebrand		SWE	AGS Racing	Intrepid / Rotax 125 / Mojo	18	16:02.280	39.751	7.280	52.099	15	4
11	60	Priit Sei		EST	Talvar Racing	Intrepid / Rotax 125 / Mojo	18	16:07.999	45.470	5.719	53.092	5	15
12	7	Erki Lehiste		EST	Talvar Racing	Tony Kart / Rotax 125 / Mojo	18	16:09.196	46.667	1.197	52.915	18	12
13	97	Anrijs Lembergs		LAT	Kika Motorsport	Gillard / Rotax 125 / Mojo	18	16:11.215	48.686	2.019	52.973	4	10
14	10	Juris Zalitis		LAT	RKV Racing	Energy / Rotax 125 / Mojo	18	16:15.235	52.706	4.020	53.281	11	9
15	605	Vitalijus Gudzenko		LTU	RKV Racing	Maranello / Rotax 125 / Mojo	18	16:15.797	53.268	0.562	53.418	10	8
16	601	Normunds Stanevics		LAT	Kika Motorsport	Gillard / Rotax 125 / Mojo	17	15:22.358	1 Lap	1 Lap	53.204	14	7
17	610	Martins Lapins		LAT	RKV Racing	Energy / Rotax 125 / Mojo	17	15:23.445	1 Lap	1.087	52.428	9	3
18	64	Eke Nurm		EST	AGS Racing	Maddox / Rotax 125 / Mojo	17	15:25.974	1 Lap	2.529	52.916	10	6
19	29	Romet Kors	R	EST	Kuningamäe Kart	CRG / Maxter / Mojo	17	15:26.533	1 Lap	0.559	52.117	10	12
20	111	Saulius Pocevicus		LTU	RKV Racing	Maddox / Rotax 125 / Mojo	17	15:34.889	1 Lap	8.356	53.619	8	5
21	8	Urmo Kokmann		EST	R24 Motorsport	Energy / Rotax 125 / Mojo	17	15:41.159	1 Lap	6.270	53.959	15	2
22	12	Anton Zaytsev		UKR	Max Racing	CRG / Rotax 125 / Mojo	17	15:46.682	1 Lap	5.523	54.927	17	1
23	77	Ott Krigul		EST	R24 Motorsport	Energy / Rotax 125 / Mojo	17	15:48.153	1 Lap	1.471	54.090	10	0
24	3	Juhan Maltna		EST	Aix Racing	Maranello / TM / Mojo	17	15:49.604	1 Lap	1.451	53.804	15	10
25	96	Martin Kolu		EST	R24 Motorsport	Energy / TM / Mojo	17	15:52.712	1 Lap	3.108	54.282	17	9
26	99	Ilja Aloskins		LAT	JTSVC	/ Rotax 125 / Mojo	17	15:54.697	1 Lap	1.985	55.104	3	0
27	25	Haralds Slegelmilhs	R	LAT	333 Sporta komplekss	Energy / TM / Mojo	11	9:22.410	7 Laps	6 Laps	50.432	8	8
28	206	Raul Erik		EST	Max Racing	CRG / Rotax 125 / Mojo	11	10:27.108	7 Laps	04.698	54.745	7	4
29	621	Georg Vann		EST	R24 Motorsport	CRG / Rotax 125 / Mojo	11	10:29.161	7 Laps	2.053	52.126	10	0
30	67	Argo Tamm		EST	Max Racing	CRG / Rotax 125 / Mojo	10	9:28.316	8 Laps	1 Lap	53.783	9	3
31	78	Kaspar Kallasmaa	R	EST	Kuningamäe Kart	Wild Kart / /		1.610	18 Laps	10 Laps		0	0

Margin of Victory	Avg. Speed	Best Lap Tm	Best Speed	Best Lap by
10.058	70,312	50.432	71,455	25 - Haralds Slegelmilhs

Organizer: MAK MTÜ Posted at:

Officialised at:

Orbits

Clerk of the Course: Erki Pakosta

Secretary of race: Ingrid Kiiver-Riisman; Merle Niglas

Official Timing: EAL Timing

Printed: 26.09.2011 14:19:37

**RAHA 24 Eesti MV VIII etapp kardispordis**
**Sorted on Laps**

Rotax Max DD2; Rotax Max DD2 Masters; KZ2

Aravete Karting Circuit 1,001 Km

Rotax Max DD2, Rotax Max DD2 Masters - prefinal race - 18 laps

24.09.2011 11:35

Race (18 Laps) started at 11:39:08

Pos	No.	Name	R	Nat	Entrant/Race Team	Chassis/Engine/Tyres	Laps	Total Tm	Diff	Gap	Best Tm	In Lap	Points
<b>KZ2</b>													
1	5	Mihkel Maltna		EST	Aix Racing	CRG / TM / Mojo	18	15:22.529			50.472	8	15
2	29	Romet Kors	R	EST	Kuningamäe Kart	CRG / Maxter / Mojo	17	15:26.533	1 Lap	1 Lap	52.117	10	12
3	3	Juhan Maltna		EST	Aix Racing	Maranello / TM / Mojo	17	15:49.604	1 Lap	23.071	53.804	15	10
4	96	Martin Kolu		EST	R24 Motorsport	Energy / TM / Mojo	17	15:52.712	1 Lap	3.108	54.282	17	9
5	25	Haralds Slegelmilhs	R	LAT	333 Sporta kompleks	Energy / TM / Mojo	11	9:22.410	7 Laps	6 Laps	50.432	8	8
6	78	Kaspar Kallasmaa	R	EST	Kuningamäe Kart	Wild Kart / /		1.610	18 Laps	11 Laps		0	0

**Rotax DD2**

1	632	Tristan Viidas	R	EST	Aix Racing	Gillard / Rotax 125 / Mojo	18	15:32.587			51.239	16	15
2	2	Mario Vendla		EST	Kartdagö	Birel / Rotax 125 / Mojo	18	15:32.897	0.310	0.310	51.282	10	12
3	51	Konstantins Calko		LAT	Kika Motorsport	Gillard / Rotax 125 / Mojo	18	15:36.522	3.935	3.625	51.608	11	10
4	18	Miika Laiho		FIN	Keimola FK	Sodi / Rotax 125 / Mojo	18	15:46.737	14.150	10.215	51.792	9	9
5	670	Fred Joonas Alliksaar	R	EST	Max Racing	Zanardi / Rotax 125 / Mojo	18	15:48.378	15.791	1.641	51.991	10	8
6	16	Mario Haugas	R	EST	Aix Racing	Tony Kart / Rotax 125 / Mojo	18	15:48.619	16.032	0.241	51.779	17	7
7	658	Tõnis Liigmann		EST	Max Racing	CRG / Rotax 125 / Mojo	18	15:53.141	20.554	4.522	52.002	9	6
8	619	Simas Juodvirsis		LTU	RKV Racing	Gillard / Rotax 125 / Mojo	18	15:55.000	22.413	1.859	51.919	17	5
9	46	Kenneth Hildebrand		SWE	AGS Racing	Intrepid / Rotax 125 / Mojo	18	16:02.280	29.693	7.280	52.099	15	4
10	610	Martins Lapins		LAT	RKV Racing	Energy / Rotax 125 / Mojo	17	15:23.445	1 Lap	1 Lap	52.428	9	3
11	8	Urmo Kokmann		EST	R24 Motorsport	Energy / Rotax 125 / Mojo	17	15:41.159	1 Lap	17.714	53.959	15	2
12	12	Anton Zaytsev		UKR	Max Racing	CRG / Rotax 125 / Mojo	17	15:46.682	1 Lap	5.523	54.927	17	1
13	77	Ott Krigul		EST	R24 Motorsport	Energy / Rotax 125 / Mojo	17	15:48.153	1 Lap	1.471	54.090	10	0
14	99	Ilja Aloskins		LAT	JTSVC	/ Rotax 125 / Mojo	17	15:54.697	1 Lap	6.544	55.104	3	0
15	621	Georg Vann		EST	R24 Motorsport	CRG / Rotax 125 / Mojo	11	10:29.161	7 Laps	6 Laps	52.126	10	0

**Rotax Masters**

1	60	Priit Sei		EST	Talvar Racing	Intrepid / Rotax 125 / Mojo	18	16:07.999			53.092	5	15
2	7	Erki Lehiste		EST	Talvar Racing	Tony Kart / Rotax 125 / Mojo	18	16:09.196	1.197	1.197	52.915	18	12
3	97	Anrijs Lembergs		LAT	Kika Motorsport	Gillard / Rotax 125 / Mojo	18	16:11.215	3.216	2.019	52.973	4	10
4	10	Juris Zalitis		LAT	RKV Racing	Energy / Rotax 125 / Mojo	18	16:15.235	7.236	4.020	53.281	11	9
5	605	Vitalijus Gudzenko		LTU	RKV Racing	Maranello / Rotax 125 / Mojo	18	16:15.797	7.798	0.562	53.418	10	8
6	601	Normunds Stanevics		LAT	Kika Motorsport	Gillard / Rotax 125 / Mojo	17	15:22.358	1 Lap	1 Lap	53.204	14	7
7	64	Eke Nurm		EST	AGS Racing	Maddox / Rotax 125 / Mojo	17	15:25.974	1 Lap	3.616	52.916	10	6
8	111	Saulius Pocevicus		LTU	RKV Racing	Maddox / Rotax 125 / Mojo	17	15:34.889	1 Lap	8.915	53.619	8	5

Margin of Victory	Avg. Speed	Best Lap Tm	Best Speed	Best Lap by
10.058	70,312	50.432	71,455	25 - Haralds Slegelmilhs

Organizer: MAK MTÜ Posted at: Officialised at: Orbits

Clerk of the Course: Erki Pakosta

Secretary of race: Ingrid Kiiver-Riisman; Merle Niglas

Official Timing: EAL Timing

Printed: 26.09.2011 14:19:43

RAHA 24 Eesti MV VIII etapp kardispordis

Sorted on Laps

Rotax Max DD2; Rotax Max DD2 Masters; KZ2

Aravete Karting Circuit 1,001 Km

Rotax Max DD2, Rotax Max DD2 Masters - prefinal race - 18 laps

24.09.2011 11:35

Race (18 Laps) started at 11:39:08

Pos	No.	Name	R	Nat	Entrant/Race Team	Chassis/Engine/Tyres	Laps	Total Tm	Diff	Gap	Best Tm	In Lap	Point
9	206	Raul Erik		EST	Max Racing	CRG / Rotax 125 / Mojo	11	10:27.108	7 Laps	6 Laps	54.745	7	4
10	67	Argo Tamm		EST	Max Racing	CRG / Rotax 125 / Mojo	10	9:28.316	8 Laps	1 Lap	53.783	9	3

Margin of Victory	Avg. Speed	Best Lap Tm	Best Speed	Best Lap by
10.058	70,312	50.432	71,455	25 - Haralds Slegelmilhs

Organizer: MAK MTÜ Posted at:

Officialised at:

Orbits

Clerk of the Course: Erki Pakosta

Secretary of race: Ingrid Kiiver-Riisman; Merle Niglas

Official Timing: EAL Timing

Printed: 26.09.2011 14:19:43

RAHA 24 Eesti MV VIII etapp kardispordis

Rotax Max DD2; Rotax Max DD2 Masters; KZ2

Aravete Karting Circuit 1,001 Km

Rotax Max DD2, Rotax Max DD2 Masters - prefinal race - 18 laps

24.09.2011 11:35

Race (18 Laps) started at 11:39:08

Lap	Lap Tm	Diff	Time of Day
<b>(5) Mihkel Maltna</b>			
1	53.455	+2.983	11:40:02.488
2	51.694	+1.222	11:40:54.182
3	51.300	+0.828	11:41:45.482
4	50.898	+0.426	11:42:36.380
5	51.215	+0.743	11:43:27.595
6	50.786	+0.314	11:44:18.381
7	50.756	+0.284	11:45:09.137
8	<b>50.472</b>		11:45:59.609
9	50.872	+0.400	11:46:50.481
10	51.124	+0.652	11:47:41.605
11	51.216	+0.744	11:48:32.821
12	51.532	+1.060	11:49:24.353
13	50.784	+0.312	11:50:15.137
14	51.074	+0.602	11:51:06.211
15	50.886	+0.414	11:51:57.097
16	50.857	+0.385	11:52:47.954
17	51.203	+0.731	11:53:39.157
18	51.985	+1.513	11:54:31.142

<b>(632) Tristan Viidas</b>			
1	52.171	+0.932	11:40:00.784
2	51.665	+0.426	11:40:52.449
3	51.800	+0.561	11:41:44.249
4	51.902	+0.663	11:42:36.151
5	51.908	+0.669	11:43:28.059
6	51.781	+0.542	11:44:19.840
7	51.540	+0.301	11:45:11.380
8	51.729	+0.490	11:46:03.109
9	51.404	+0.165	11:46:54.513
10	51.735	+0.496	11:47:46.248
11	51.684	+0.445	11:48:37.932
12	52.025	+0.786	11:49:29.957
13	52.620	+1.381	11:50:22.577
14	51.784	+0.545	11:51:14.361
15	51.785	+0.546	11:52:06.146
16	<b>51.239</b>		11:52:57.385
17	51.937	+0.698	11:53:49.322
18	51.878	+0.639	11:54:41.200

<b>(2) Mario Vendla</b>			
1	53.222	+1.940	11:40:02.365
2	52.028	+0.746	11:40:54.393
3	52.109	+0.827	11:41:46.502
4	51.724	+0.442	11:42:38.226
5	51.522	+0.240	11:43:29.748
6	52.028	+0.746	11:44:21.776
7	51.843	+0.561	11:45:13.619
8	51.398	+0.116	11:46:05.017
9	51.361	+0.079	11:46:56.378
10	<b>51.282</b>		11:47:47.660
11	51.447	+0.165	11:48:39.107
12	51.298	+0.016	11:49:30.405
13	52.753	+1.471	11:50:23.158
14	51.708	+0.426	11:51:14.866
15	52.003	+0.721	11:52:06.869
16	51.532	+0.250	11:52:58.401
17	51.734	+0.452	11:53:50.135
18	51.375	+0.093	11:54:41.510

<b>(51) Konstantins Calko</b>			
1	52.387	+0.779	11:40:01.254
2	52.298	+0.690	11:40:53.552
3	52.336	+0.728	11:41:45.888
4	51.986	+0.378	11:42:37.874

5	51.693	+0.085	11:43:29.567
6	51.836	+0.228	11:44:21.403
7	52.438	+0.830	11:45:13.841
8	51.976	+0.368	11:46:05.817
9	51.730	+0.122	11:46:57.547
10	51.631	+0.023	11:47:49.178
11	<b>51.608</b>		11:48:40.786
12	51.984	+0.376	11:49:32.770
13	51.811	+0.203	11:50:24.581
14	52.283	+0.675	11:51:16.864
15	52.302	+0.694	11:52:09.166
16	51.803	+0.195	11:53:00.969
17	52.391	+0.783	11:53:53.360
18	51.775	+0.167	11:54:45.135

<b>(18) Miika Laiho</b>			
1	54.013	+2.221	11:40:04.324
2	52.939	+1.147	11:40:57.263
3	52.872	+1.080	11:41:50.135
4	52.507	+0.715	11:42:42.642
5	52.219	+0.427	11:43:34.861
6	52.369	+0.577	11:44:27.230
7	52.225	+0.433	11:45:19.455
8	52.167	+0.375	11:46:11.622
9	<b>51.792</b>		11:47:03.414
10	52.376	+0.584	11:47:55.790
11	52.573	+0.781	11:48:48.363
12	52.402	+0.610	11:49:40.765
13	52.229	+0.437	11:50:32.994
14	52.293	+0.501	11:51:25.287
15	52.019	+0.227	11:52:17.306
16	52.489	+0.697	11:53:09.795
17	52.776	+0.984	11:54:02.571
18	52.779	+0.987	11:54:55.350

<b>(670) Fred Joonas Alliksaar</b>			
1	54.849	+2.858	11:40:04.858
2	54.039	+2.048	11:40:58.897
3	52.287	+0.296	11:41:51.184
4	52.522	+0.531	11:42:43.706
5	52.180	+0.189	11:43:35.886
6	52.244	+0.253	11:44:28.130
7	52.027	+0.036	11:45:20.157
8	52.205	+0.214	11:46:12.362
9	52.106	+0.115	11:47:04.468
10	<b>51.991</b>		11:47:56.459
11	52.352	+0.361	11:48:48.811
12	52.367	+0.376	11:49:41.178
13	52.241	+0.250	11:50:33.419
14	52.470	+0.479	11:51:25.889
15	52.188	+0.197	11:52:18.077
16	52.446	+0.455	11:53:10.523
17	52.839	+0.848	11:54:03.362
18	53.629	+1.638	11:54:56.991

<b>(16) Mario Haugas</b>			
1	56.276	+4.497	11:40:07.033
2	53.515	+1.736	11:41:00.548
3	53.135	+1.356	11:41:53.683
4	53.027	+1.248	11:42:46.710
5	52.863	+1.084	11:43:39.573
6	52.475	+0.696	11:44:32.048
7	52.415	+0.636	11:45:24.463
8	52.263	+0.484	11:46:16.726
9	51.785	+0.006	11:47:08.511
10	52.058	+0.279	11:48:00.569

11	51.909	+0.130	11:48:52.478
12	52.027	+0.248	11:49:44.505
13	52.118	+0.339	11:50:36.623
14	52.093	+0.314	11:51:28.716
15	51.911	+0.132	11:52:20.627
16	51.918	+0.139	11:53:12.545
17	<b>51.779</b>		11:54:04.324
18	52.908	+1.129	11:54:57.232

<b>(658) Tõnis Liigmann</b>			
1	56.794	+4.792	11:40:06.746
2	54.094	+2.092	11:41:00.840
3	53.132	+1.130	11:41:53.972
4	53.590	+1.588	11:42:47.562
5	53.191	+1.189	11:43:40.753
6	53.456	+1.454	11:44:34.209
7	52.393	+0.391	11:45:26.602
8	52.190	+0.188	11:46:18.792
9	<b>52.002</b>		11:47:10.794
10	52.279	+0.277	11:48:03.073
11	52.356	+0.354	11:48:55.429
12	52.528	+0.526	11:49:47.957
13	52.136	+0.134	11:50:40.093
14	52.195	+0.193	11:51:32.288
15	52.390	+0.388	11:52:24.678
16	52.475	+0.473	11:53:17.153
17	52.123	+0.121	11:54:09.276
18	52.478	+0.476	11:55:01.754

<b>(619) Simas Juodvirsis</b>			
1	55.949	+4.030	11:40:08.942
2	53.789	+1.870	11:41:02.731
3	54.189	+2.270	11:41:56.920
4	52.708	+0.789	11:42:49.628
5	53.047	+1.128	11:43:42.675
6	52.295	+0.376	11:44:34.970
7	52.598	+0.679	11:45:27.568
8	52.452	+0.533	11:46:20.020
9	52.145	+0.226	11:47:12.165
10	52.454	+0.535	11:48:04.619
11	52.228	+0.309	11:48:56.847
12	52.452	+0.533	11:49:49.299
13	52.138	+0.219	11:50:41.437
14	52.497	+0.578	11:51:33.934
15	52.306	+0.387	11:52:26.240
16	52.212	+0.293	11:53:18.452
17	<b>51.919</b>		11:54:10.371
18	53.242	+1.323	11:55:03.613

<b>(46) Kenneth Hildebrand</b>			
1	55.686	+3.587	11:40:10.118
2	54.328	+2.229	11:41:04.446
3	53.709	+1.610	11:41:58.155
4	53.018	+0.919	11:42:51.173
5	52.691	+0.592	11:43:43.864
6	52.776	+0.677	11:44:36.640
7	52.571	+0.472	11:45:29.211
8	53.669	+1.570	11:46:22.880
9	53.199	+1.100	11:47:16.079
10	53.661	+1.562	11:48:09.740
11	52.602	+0.503	11:49:02.342
12	53.544	+1.445	11:49:55.886
13	53.236	+1.137	11:50:49.122
14	52.910	+0.811	11:51:42.032
15	<b>52.099</b>		11:52:34.131
16	52.258	+0.159	11:53:26.389

Organizer: MAK MTÜ Posted at:

Officialised at:

Orbits

Clerk of the Course: Erki Pakosta

Secretary of race: Ingrid Kiiver-Riisman; Merle Niglas

Official Timing: EAL Timing

Printed: 26.09.2011 14:19:47

RAHA 24 Eesti MV VIII etapp kardispordis

Rotax Max DD2; Rotax Max DD2 Masters; KZ2

Aravete Karting Circuit 1,001 Km

Rotax Max DD2, Rotax Max DD2 Masters - prefinal race - 18 laps

24.09.2011 11:35

Race (18 Laps) started at 11:39:08

Lap	Lap Tm	Diff	Time of Day
17	52.237	+0.138	11:54:18.626
18	52.267	+0.168	11:55:10.893

(60) Priit Sei

Lap	Lap Tm	Diff	Time of Day
1	56.378	+3.286	11:40:06.446
2	53.765	+0.673	11:41:00.211
3	53.131	+0.039	11:41:53.342
4	53.964	+0.872	11:42:47.306
5	<b>53.092</b>		11:43:40.398
6	53.699	+0.607	11:44:34.097
7	53.253	+0.161	11:45:27.350
8	53.440	+0.348	11:46:20.790
9	53.490	+0.398	11:47:14.280
10	53.418	+0.326	11:48:07.698
11	54.066	+0.974	11:49:01.764
12	53.637	+0.545	11:49:55.401
13	53.491	+0.399	11:50:48.892
14	54.091	+0.999	11:51:42.983
15	53.850	+0.758	11:52:36.833
16	53.414	+0.322	11:53:30.247
17	53.128	+0.036	11:54:23.375
18	53.237	+0.145	11:55:16.612

(7) Erki Lehiste

Lap	Lap Tm	Diff	Time of Day
1	56.191	+3.276	11:40:05.848
2	55.877	+2.962	11:41:01.725
3	54.418	+1.503	11:41:56.143
4	53.365	+0.450	11:42:49.508
5	54.125	+1.210	11:43:43.633
6	53.595	+0.680	11:44:37.228
7	53.196	+0.281	11:45:30.424
8	53.156	+0.241	11:46:23.580
9	53.432	+0.517	11:47:17.012
10	53.945	+1.030	11:48:10.957
11	53.867	+0.952	11:49:04.824
12	53.662	+0.747	11:49:58.486
13	53.320	+0.405	11:50:51.806
14	53.104	+0.189	11:51:44.910
15	53.292	+0.377	11:52:38.202
16	53.424	+0.509	11:53:31.626
17	53.268	+0.353	11:54:24.894
18	<b>52.915</b>		11:55:17.809

(97) Anrijs Lembergs

Lap	Lap Tm	Diff	Time of Day
1	54.925	+1.952	11:40:04.661
2	56.574	+3.601	11:41:01.235
3	53.967	+0.994	11:41:55.202
4	<b>52.973</b>		11:42:48.175
5	53.375	+0.402	11:43:41.550
6	53.901	+0.928	11:44:35.451
7	53.330	+0.357	11:45:28.781
8	53.100	+0.127	11:46:21.881
9	53.665	+0.692	11:47:15.546
10	53.529	+0.556	11:48:09.075
11	54.079	+1.106	11:49:03.154
12	54.049	+1.076	11:49:57.203
13	53.725	+0.752	11:50:50.928
14	53.366	+0.393	11:51:44.294
15	53.628	+0.655	11:52:37.922
16	53.946	+0.973	11:53:31.868
17	54.508	+1.535	11:54:26.376
18	53.452	+0.479	11:55:19.828

(10) Juris Zalitis

Lap	Lap Tm	Diff	Time of Day
1	56.744	+3.463	11:40:07.586
2	54.397	+1.116	11:41:01.983

Lap	Lap Tm	Diff	Time of Day
3	55.339	+2.058	11:41:57.322
4	53.304	+0.023	11:42:50.626
5	53.749	+0.468	11:43:44.375
6	53.386	+0.105	11:44:37.761
7	53.352	+0.071	11:45:31.113
8	53.421	+0.140	11:46:24.534
9	54.834	+1.553	11:47:19.368
10	53.475	+0.194	11:48:12.843
11	<b>53.281</b>		11:49:06.124
12	53.451	+0.170	11:49:59.575
13	53.842	+0.561	11:50:53.417
14	53.825	+0.544	11:51:47.242
15	54.022	+0.741	11:52:41.264
16	53.578	+0.297	11:53:34.842
17	53.741	+0.460	11:54:28.583
18	55.265	+1.984	11:55:23.848

(605) Vitalijus Gudzenko

Lap	Lap Tm	Diff	Time of Day
1	58.098	+4.680	11:40:07.940
2	54.678	+1.260	11:41:02.618
3	55.089	+1.671	11:41:57.707
4	54.522	+1.104	11:42:52.229
5	53.484	+0.066	11:43:45.713
6	53.562	+0.144	11:44:39.275
7	53.596	+0.178	11:45:32.871
8	54.704	+1.286	11:46:27.575
9	53.523	+0.105	11:47:21.098
10	<b>53.418</b>		11:48:14.516
11	53.840	+0.422	11:49:08.356
12	53.852	+0.434	11:50:02.208
13	53.559	+0.141	11:50:55.767
14	53.598	+0.180	11:51:49.365
15	53.459	+0.041	11:52:42.824
16	53.794	+0.376	11:53:36.618
17	54.004	+0.586	11:54:30.622
18	53.788	+0.370	11:55:24.410

(601) Normunds Stanevics

Lap	Lap Tm	Diff	Time of Day
1	56.807	+3.603	11:40:08.213
2	54.863	+1.659	11:41:03.076
3	55.337	+2.133	11:41:58.413
4	54.969	+1.765	11:42:53.382
5	53.361	+0.157	11:43:46.743
6	53.522	+0.318	11:44:40.265
7	53.794	+0.590	11:45:34.059
8	53.870	+0.666	11:46:27.929
9	53.567	+0.363	11:47:21.496
10	53.990	+0.786	11:48:15.486
11	54.287	+1.083	11:49:09.773
12	53.509	+0.305	11:50:03.282
13	53.455	+0.251	11:50:56.737
14	<b>53.204</b>		11:51:49.941
15	53.616	+0.412	11:52:43.557
16	53.808	+0.604	11:53:37.365
17	53.606	+0.402	11:54:30.971

(610) Martins Lapins

Lap	Lap Tm	Diff	Time of Day
1	55.174	+2.746	11:40:03.972
2	56.090	+3.662	11:41:00.062
3	56.851	+4.423	11:41:56.913
4	55.861	+3.433	11:42:52.774
5	55.350	+2.922	11:43:48.124
6	54.398	+1.970	11:44:42.522
7	54.027	+1.599	11:45:36.549
8	52.696	+0.268	11:46:29.245
9	<b>52.428</b>		11:47:21.673

Lap	Lap Tm	Diff	Time of Day
10	54.341	+1.913	11:48:16.014
11	54.844	+2.416	11:49:10.858
12	53.880	+1.452	11:50:04.738
13	53.810	+1.382	11:50:58.548
14	53.125	+0.697	11:51:51.673
15	52.902	+0.474	11:52:44.575
16	53.221	+0.793	11:53:37.796
17	54.262	+1.834	11:54:32.058

(64) Eke Nurm

Lap	Lap Tm	Diff	Time of Day
1	58.325	+5.409	11:40:09.511
2	54.174	+1.258	11:41:03.685
3	54.359	+1.443	11:41:58.044
4	54.927	+2.011	11:42:52.971
5	53.022	+0.106	11:43:45.993
6	53.808	+0.892	11:44:39.801
7	53.245	+0.329	11:45:33.046
8	54.109	+1.193	11:46:27.155
9	53.333	+0.417	11:47:20.488
10	<b>52.916</b>		11:48:13.404
11	53.410	+0.494	11:49:06.814
12	53.223	+0.307	11:50:00.037
13	1:01.587	+8.671	11:51:01.624
14	53.116	+0.200	11:51:54.740
15	53.023	+0.107	11:52:47.763
16	53.741	+0.825	11:53:41.504
17	53.083	+0.167	11:54:34.587

(29) Romet Kors

Lap	Lap Tm	Diff	Time of Day
1	55.615	+3.498	11:40:05.065
2	54.116	+1.999	11:40:59.181
3	52.518	+0.401	11:41:51.699
4	1:15.423	+23.306	11:43:07.122
5	52.458	+0.341	11:43:59.580
6	52.569	+0.452	11:44:52.149
7	53.362	+1.245	11:45:45.511
8	53.695	+1.578	11:46:39.206
9	53.445	+1.328	11:47:32.651
10	<b>52.117</b>		11:48:24.768
11	53.147	+1.030	11:49:17.915
12	50.014	+0.897	11:50:10.929
13	52.898	+0.781	11:51:03.827
14	53.582	+1.465	11:51:57.409
15	52.348	+0.231	11:52:49.757
16	52.573	+0.456	11:53:42.330
17	52.816	+0.699	11:54:35.146

(111) Saulius Pocevicus

Lap	Lap Tm	Diff	Time of Day
1	1:02.014	+8.395	11:40:12.646
2	54.950	+1.331	11:41:07.596
3	55.044	+1.425	11:42:02.640
4	55.062	+1.443	11:42:57.702
5	54.772	+1.153	11:43:52.474
6	55.504	+1.885	11:44:47.978
7	54.508	+0.889	11:45:42.486
8	<b>53.619</b>		11:46:36.105
9	53.700	+0.081	11:47:29.805
10	53.985	+0.366	11:48:23.790
11	53.919	+0.300	11:49:17.709
12	54.680	+1.061	11:50:12.389
13	54.253	+0.634	11:51:06.642
14	53.898	+0.279	11:52:00.540
15	54.307	+0.688	11:52:54.847
16	54.031	+0.412	11:53:48.878
17	54.624	+1.005	11:54:43.502



RAHA 24 Eesti MV VIII etapp kardispordis

Rotax Max DD2; Rotax Max DD2 Masters; KZ2

Aravete Karting Circuit 1,001 Km

Rotax Max DD2, Rotax Max DD2 Masters - prefinal race - 18 laps

24.09.2011 11:35

Race (18 Laps) started at 11:39:08

Lap	Lap Tm	Diff	Time of Day
<b>(8) Urmo Kokmann</b>			
1	59.591	+5.632	11:40:11.275
2	55.733	+1.774	11:41:07.008
3	55.413	+1.454	11:42:02.421
4	54.983	+1.024	11:42:57.404
5	55.493	+1.534	11:43:52.897
6	56.012	+2.053	11:44:48.909
7	55.066	+1.107	11:45:43.975
8	54.949	+0.990	11:46:38.924
9	54.807	+0.848	11:47:33.731
10	54.694	+0.735	11:48:28.425
11	54.758	+0.799	11:49:23.183
12	54.742	+0.783	11:50:17.925
13	54.162	+0.203	11:51:12.087
14	54.546	+0.587	11:52:06.633
15	<b>53.959</b>		11:53:00.592
16	54.624	+0.665	11:53:55.216
17	54.556	+0.597	11:54:49.772

Lap	Lap Tm	Diff	Time of Day
<b>(12) Anton Zaytsev</b>			
1	58.790	+3.863	11:40:10.642
2	55.813	+0.886	11:41:06.455
3	55.509	+0.582	11:42:01.964
4	55.065	+0.138	11:42:57.029
5	55.266	+0.339	11:43:52.295
6	55.498	+0.571	11:44:47.793
7	55.356	+0.429	11:45:43.149
8	54.972	+0.045	11:46:38.121
9	55.306	+0.379	11:47:33.427
10	55.454	+0.527	11:48:28.881
11	55.376	+0.449	11:49:24.257
12	55.010	+0.083	11:50:19.267
13	55.591	+0.664	11:51:14.858
14	55.189	+0.262	11:52:10.047
15	55.170	+0.243	11:53:05.217
16	55.151	+0.224	11:54:00.368
17	<b>54.927</b>		11:54:55.295

Lap	Lap Tm	Diff	Time of Day
<b>(77) Ott Krigul</b>			
1	58.707	+4.617	11:40:10.107
2	57.186	+3.096	11:41:07.293
3	55.906	+1.816	11:42:03.199
4	55.039	+0.949	11:42:58.238
5	55.668	+1.578	11:43:53.906
6	54.583	+0.493	11:44:48.489
7	55.362	+1.272	11:45:43.851
8	55.869	+1.779	11:46:39.720
9	55.471	+1.381	11:47:35.191
10	<b>54.090</b>		11:48:29.281
11	56.052	+1.962	11:49:25.333
12	55.949	+1.859	11:50:21.282
13	55.516	+1.426	11:51:16.798
14	55.317	+1.227	11:52:12.115
15	54.831	+0.741	11:53:06.946
16	54.909	+0.819	11:54:01.855
17	54.911	+0.821	11:54:56.766

Lap	Lap Tm	Diff	Time of Day
<b>(3) Juhan Maltna</b>			
1	1:03.456	+9.652	11:40:16.808
2	54.009	+0.205	11:41:10.817
3	54.636	+0.832	11:42:05.453
4	54.426	+0.622	11:42:59.879
5	55.726	+1.922	11:43:55.605
6	55.138	+1.334	11:44:50.743
7	55.259	+1.455	11:45:46.002
8	54.246	+0.442	11:46:40.248

Lap	Lap Tm	Diff	Time of Day
9	55.648	+1.844	11:47:35.896
10	57.240	+3.436	11:48:33.136
11	55.374	+1.570	11:49:28.510
12	56.009	+2.205	11:50:24.519
13	54.087	+0.283	11:51:18.606
14	55.515	+1.711	11:52:14.121
15	<b>53.804</b>		11:53:07.925
16	54.557	+0.753	11:54:02.482
17	55.735	+1.931	11:54:58.217

Lap	Lap Tm	Diff	Time of Day
<b>(96) Martin Kolu</b>			
1	59.935	+5.653	11:40:13.035
2	56.983	+2.701	11:41:10.018
3	55.824	+1.542	11:42:05.842
4	54.687	+0.405	11:43:00.529
5	55.269	+0.987	11:43:55.798
6	55.083	+0.801	11:44:50.881
7	55.317	+1.035	11:45:46.198
8	55.316	+1.034	11:46:41.514
9	55.229	+0.947	11:47:36.743
10	55.251	+0.969	11:48:31.994
11	55.461	+1.179	11:49:27.455
12	55.611	+1.329	11:50:23.066
13	56.111	+1.829	11:51:19.177
14	55.087	+0.805	11:52:14.264
15	56.735	+2.453	11:53:10.999
16	56.044	+1.762	11:54:07.043
17	<b>54.282</b>		11:55:01.325

Lap	Lap Tm	Diff	Time of Day
<b>(99) Ilja Aloskins</b>			
1	58.747	+3.643	11:40:11.014
2	55.184	+0.080	11:41:06.198
3	<b>55.104</b>		11:42:01.302
4	55.231	+0.127	11:42:56.533
5	55.556	+0.452	11:43:52.089
6	55.390	+0.286	11:44:47.479
7	56.231	+1.127	11:45:43.710
8	55.118	+0.014	11:46:38.828
9	56.762	+1.658	11:47:35.590
10	55.118	+0.014	11:48:30.708
11	56.559	+1.455	11:49:27.267
12	55.127	+0.023	11:50:22.394
13	55.696	+0.592	11:51:18.090
14	55.613	+0.509	11:52:13.703
15	55.985	+0.881	11:53:09.688
16	57.285	+2.181	11:54:06.973
17	56.337	+1.233	11:55:03.310

Lap	Lap Tm	Diff	Time of Day
<b>(25) Haralds Segelmilhs</b>			
1	53.568	+3.136	11:40:02.680
2	51.077	+0.645	11:40:53.757
3	51.056	+0.624	11:41:44.813
4	50.758	+0.326	11:42:35.571
5	50.701	+0.269	11:43:26.272
6	50.794	+0.362	11:44:17.066
7	50.912	+0.480	11:45:07.978
8	<b>50.432</b>		11:45:58.410
9	50.787	+0.355	11:46:49.197
10	50.610	+0.178	11:47:39.807
11	51.216	+0.784	11:48:31.023

Lap	Lap Tm	Diff	Time of Day
<b>(206) Raul Erik</b>			
1	59.561	+4.816	11:40:12.264
2	56.564	+1.819	11:41:08.828
3	55.421	+0.676	11:42:04.249
4	55.146	+0.401	11:42:59.395

Lap	Lap Tm	Diff	Time of Day
5	55.881	+1.136	11:43:55.276
6	55.143	+0.398	11:44:50.419
7	<b>54.745</b>		11:45:45.164
8	56.027	+1.282	11:46:41.191
9	59.738	+4.993	11:47:40.929
10	56.426	+1.681	11:48:37.355
11	58.366	+3.621	11:49:35.721

Lap	Lap Tm	Diff	Time of Day
<b>(621) Georg Vann</b>			
1	54.771	+2.645	11:40:04.062
2	1:32.649	+40.523	11:41:36.711
3	53.681	+1.555	11:42:30.392
4	52.551	+0.425	11:43:22.943
5	52.415	+0.289	11:44:15.358
6	56.776	+4.650	11:45:12.134
7	55.443	+3.317	11:46:07.577
8	52.740	+0.614	11:47:00.317
9	52.474	+0.348	11:47:52.791
10	<b>52.126</b>		11:48:44.917
11	52.857	+0.731	11:49:37.774

Lap	Lap Tm	Diff	Time of Day
<b>(67) Argo Tamm</b>			
1	57.668	+3.885	11:40:08.881
2	55.446	+1.663	11:41:04.327
3	54.854	+1.071	11:41:59.181
4	54.733	+0.950	11:42:53.914
5	54.897	+1.114	11:43:48.811
6	54.536	+0.753	11:44:43.347
7	54.023	+0.240	11:45:37.370
8	54.420	+0.637	11:46:31.790
9	<b>53.783</b>		11:47:25.573
10	1:11.356	+17.573	11:48:36.929

RAHA 24 Eesti MV VIII etapp kardispordis

Lapchart

Rotax Max DD2; Rotax Max DD2 Masters; KZ2

Aravete Karting Circuit 1,001 Km

Rotax Max DD2, Rotax Max DD2 Masters - prefinal race - 18 laps

24.09.2011 11:35

Race (18 Laps) started at 11:39:08

Competitors	Laps																		
	0	1	2	3	4	5	6	7	8	9	10	11	12	13	14	15	16	17	18
Tristan Viidas (632)	1	632	632	632	632	25	25	25	25	25	25	25	25	5	5	5	5	5	5
Martins Lapins (610)	2	610	51	51	25	632	5	5	5	5	5	5	5	632	632	632	632	632	632
Konstantins Calko (51)	3	51	2	25	5	5	632	632	632	632	632	632	2	2	2	2	2	2	2
Mihkel Maltna (5)	4	5	5	5	51	51	51	51	2	2	2	2	2	51	51	51	51	51	51
Haralds Slegelmilhs (25)	5	25	25	2	2	2	2	2	51	51	51	51	51	18	18	18	18	18	18
Mario Vendla (2)	6	2	610	18	18	18	18	18	18	18	18	18	18	670	670	670	670	670	670
Georg Vann (621)	7	621	621	670	670	670	670	670	670	670	670	670	670	16	16	16	16	16	16
Romet Kors (29)	8	29	18	29	29	16	16	16	16	16	16	16	16	658	658	658	658	658	658
Erki Lehiste (7)	9	7	97	610	60	60	60	60	658	658	658	658	658	619	619	619	619	619	619
Anrijs Lembergs (97)	10	97	670	60	16	658	658	658	60	619	619	619	619	60	60	46	46	46	46
Vitalijus Gudzenko (605)	11	605	29	16	658	97	97	619	619	60	60	60	60	46	46	60	60	60	60
Tõnis Liigmann (658)	12	658	7	658	97	7	619	97	97	97	97	97	46	97	97	97	97	7	7
Fred Joonas Alliksaar (670)	13	670	60	97	7	619	7	46	46	46	46	46	46	97	7	7	7	7	97
Priit Sei (60)	14	60	658	7	610	10	46	7	7	7	7	7	7	10	10	10	10	10	10
Kaspar Kallasmaa (78)	15	78	16	10	619	46	10	10	10	10	10	10	10	64	605	605	605	605	605
Miika Laiho (18)	16	18	10	605	10	605	605	605	605	64	64	64	64	605	601	601	601	601	601
Saulius Poceviccius (111)	17	111	605	619	605	610	64	64	64	605	605	605	605	601	610	610	610	610	610
Mario Haugas (16)	18	16	601	601	64	64	601	601	601	601	601	601	601	610	64	64	64	64	64
Juris Zalitis (10)	19	10	67	64	46	601	610	610	610	610	610	610	610	29	29	29	29	29	29
Eke Nurm (64)	20	64	619	67	601	67	67	67	67	67	67	111	111	111	111	111	111	111	111
Argo Tamm (67)	21	67	64	46	67	99	99	99	111	111	111	29	29	8	8	8	8	8	8
Ott Krigul (77)	22	77	77	99	99	12	12	12	12	12	29	8	8	12	12	12	12	12	12
Normunds Stanevics (601)	23	601	46	12	12	8	111	111	99	99	12	12	12	77	77	77	77	77	77
Urmo Kokmann (8)	24	8	12	8	8	111	8	77	77	8	8	77	77	99	99	99	3	3	3
Anton Zaytsev (12)	25	12	99	77	111	77	77	8	8	29	77	99	99	96	3	3	99	99	96
Iija Aloskins (99)	26	99	8	111	77	206	206	206	206	77	99	96	96	3	96	96	96	96	99
Raul Erik (206)	27	206	206	206	206	3	3	3	29	3	3	3	3						
Simas Juodvirsis (619)	28	619	111	96	3	96	96	96	3	206	96	67	206						
Martin Kolu (96)	29	96	96	3	96	29	29	29	96	96	206	206	621						
Juhan Maltna (3)	30	3	3	621	621	621	621	621	621	621	621	621	621						
Kenneth Hildebrand (46)	31	46																	

# RAHA 24 Eesti MV VIII etapp kardispordis

Sorted on Laps

Rotax Max DD2; Rotax Max DD2 Masters; KZ2

Aravete Karting Circuit 1,001 Km

Rotax Max DD2, Rotax Max DD2 Masters - final race - 20 laps

24.09.2011 15:27

Race (20 Laps) started at 15:37:57

Pos	No.	Name	R	Nat	Entrant/Race Team	Chassis/Engine/Tyres	Laps	Total Tm	Diff	Gap	Best Tm	In Lap	Points
1	2	Mario Vendla		EST	Kartdagö	Birel / Rotax 125 / Mojo	20	17:08.046			50.808	6	30
2	632	Tristan Viidas	R	EST	Aix Racing	Gillard / Rotax 125 / Mojo	20	17:12.113	4.067	4.067	51.020	4	24
3	46	Kenneth Hildebrand		SWE	AGS Racing	Intrepid / Rotax 125 / Mojo	20	17:19.809	11.763	7.696	51.558	16	20
4	16	Mario Haugas	R	EST	Aix Racing	Tony Kart / Rotax 125 / Mojo	20	17:22.920	14.874	3.111	51.488	12	18
5	658	Tõnis Liigmann		EST	Max Racing	CRG / Rotax 125 / Mojo	20	17:24.425	16.379	1.505	51.637	6	16
6	18	Miika Laiho		FIN	Keimola FK	Sodi / Rotax 125 / Mojo	20	17:25.931	17.885	1.506	51.394	7	14
7	25	Haralds Slegelmilhs	R	LAT	333 Sporta kompleks	Energy / TM / Mojo	20	17:26.703	18.657	0.772	50.172	13	30
8	619	Simas Juodvirsis		LTU	RKV Racing	Gillard / Rotax 125 / Mojo	20	17:34.165	26.119	7.462	51.921	11	12
9	670	Fred Joonas Alliksaar	R	EST	Max Racing	Zanardi / Rotax 125 / Mojo	20	17:34.473	26.427	0.308	51.499	16	10
10	610	Martins Lapins		LAT	RKV Racing	Energy / Rotax 125 / Mojo	20	17:37.919	29.873	3.446	52.176	15	8
11	7	Erki Lehiste		EST	Talvar Racing	Tony Kart / Rotax 125 / Mojo	20	17:42.416	34.370	4.497	52.147	13	30
12	621	Georg Vann		EST	R24 Motorsport	CRG / Rotax 125 / Mojo	20	17:43.573	35.527	1.157	51.938	12	6
13	29	Romet Kors	R	EST	Kuningamäe Kart	CRG / Maxter / Mojo	20	17:51.551	43.505	7.978	52.487	16	24
14	64	Eke Nurm		EST	AGS Racing	Maddox / Rotax 125 / Mojo	20	17:57.151	49.105	5.600	52.817	2	24
15	601	Normunds Stanevics		LAT	Kika Motorsport	Gillard / Rotax 125 / Mojo	19	17:09.261	1 Lap	1 Lap	52.930	5	20
16	111	Saulius Poceviccius		LTU	RKV Racing	Maddox / Rotax 125 / Mojo	19	17:09.565	1 Lap	0.304	53.255	16	18
17	10	Juris Zalitis		LAT	RKV Racing	Energy / Rotax 125 / Mojo	19	17:12.862	1 Lap	3.297	53.079	15	16
18	60	Priit Sei		EST	Talvar Racing	Intrepid / Rotax 125 / Mojo	19	17:13.506	1 Lap	0.644	53.235	3	14
19	12	Anton Zaytsev		UKR	Max Racing	CRG / Rotax 125 / Mojo	19	17:17.090	1 Lap	3.584	53.679	10	4
20	97	Anrijs Lembergs		LAT	Kika Motorsport	Gillard / Rotax 125 / Mojo	19	17:17.918	1 Lap	0.828	53.443	5	12
21	77	Ott Krigul		EST	R24 Motorsport	Energy / Rotax 125 / Mojo	19	17:21.271	1 Lap	3.353	53.524	18	2
22	605	Vitalijus Gudzenko		LTU	RKV Racing	Maranello / Rotax 125 / Mojo	19	17:22.661	1 Lap	1.390	53.726	19	10
23	3	Juhan Maltna		EST	Aix Racing	Maranello / TM / Mojo	19	17:25.671	1 Lap	3.010	53.476	5	20
24	5	Mihkel Maltna		EST	Aix Racing	CRG / TM / Mojo	18	15:28.155	2 Laps	1 Lap	50.633	7	18
25	96	Martin Kolu		EST	R24 Motorsport	Energy / TM / Mojo	17	16:10.534	3 Laps	1 Lap	53.266	11	16
26	8	Urmo Kokmann		EST	R24 Motorsport	Energy / Rotax 125 / Mojo	15	13:49.737	5 Laps	2 Laps	53.407	10	0
27	99	Ilja Aloskins		LAT	JTSVC	/ Rotax 125 / Mojo	14	13:00.986	6 Laps	1 Lap	54.386	3	0
28	78	Kaspar Kallasmaa	R	EST	Kuningamäe Kart	Wild Kart / /	13	11:42.818	7 Laps	1 Lap	51.544	13	14
29	67	Argo Tamm		EST	Max Racing	CRG / Rotax 125 / Mojo	13	12:04.057	7 Laps	21.239	54.398	9	8
30	206	Raul Erik		EST	Max Racing	CRG / Rotax 125 / Mojo	5	4:51.358	15 Laps	8 Laps	56.252	4	6

Not classified

DQ	51	Konstantins Calko		LAT	Kika Motorsport	Gillard / Rotax 125 / Mojo	20	17:19.313	DQ		51.414	7	0
----	----	-------------------	--	-----	-----------------	----------------------------	----	-----------	----	--	--------	---	---

## Announcements

Nr. 51 tulemus tühistatud. võistluste juhendi punkti 6.1. - vale kütuse kasutamine

Margin of Victory	Avg. Speed	Best Lap Tm	Best Speed	Best Lap by
4.067	70,106	50.172	71,825	25 - Haralds Slegelmilhs

Organizer: MAK MTÜ Posted at: Officialised at: Orbits

Clerk of the Course: Erki Pakosta

Secretary of race: Ingrid Kiiver-Riisman; Merle Niglas

Official Timing: EAL Timing

Printed: 26.09.2011 14:20:13

RAHA 24 Eesti MV VIII etapp kardispordis

Sorted on Laps

Rotax Max DD2; Rotax Max DD2 Masters; KZ2

Aravete Karting Circuit 1,001 Km

Rotax Max DD2, Rotax Max DD2 Masters - final race - 20 laps

24.09.2011 15:27

Race (20 Laps) started at 15:37:57

Pos	No.	Name	R	Nat	Entrant/Race Team	Chassis/Engine/Tyres	Laps	Total Tm	Diff	Gap	Best Tm	In Lap	Points
<b>KZ2</b>													
1	25	Haralds Slegelmilhs	R	LAT	333 Sporta kompleks	Energy / TM / Mojo	20	17:26.703			50.172	13	30
2	29	Romet Kors	R	EST	Kuningamäe Kart	CRG / Maxter / Mojo	20	17:51.551	24.848	24.848	52.487	16	24
3	3	Juhan Maltna		EST	Aix Racing	Maranello / TM / Mojo	19	17:25.671	1 Lap	1 Lap	53.476	5	20
4	5	Mihkel Maltna		EST	Aix Racing	CRG / TM / Mojo	18	15:28.155	2 Laps	1 Lap	50.633	7	18
5	96	Martin Kolu		EST	R24 Motorsport	Energy / TM / Mojo	17	16:10.534	3 Laps	1 Lap	53.266	11	16
6	78	Kaspar Kallasmaa	R	EST	Kuningamäe Kart	Wild Kart / /	13	11:42.818	7 Laps	4 Laps	51.544	13	14

Rotax DD2

1	2	Mario Vendla		EST	Kartdagö	Birel / Rotax 125 / Mojo	20	17:08.046			50.808	6	30
2	632	Tristan Viidas	R	EST	Aix Racing	Gillard / Rotax 125 / Mojo	20	17:12.113	4.067	4.067	51.020	4	24
3	46	Kenneth Hildebrand		SWE	AGS Racing	Intrepid / Rotax 125 / Mojo	20	17:19.809	11.763	7.696	51.558	16	20
4	16	Mario Haugas	R	EST	Aix Racing	Tony Kart / Rotax 125 / Mojo	20	17:22.920	14.874	3.111	51.488	12	18
5	658	Tõnis Liigmann		EST	Max Racing	CRG / Rotax 125 / Mojo	20	17:24.425	16.379	1.505	51.637	6	16
6	18	Miika Laiho		FIN	Keimola FK	Sodi / Rotax 125 / Mojo	20	17:25.931	17.885	1.506	51.394	7	14
7	619	Simas Juodvirsis		LTU	RKV Racing	Gillard / Rotax 125 / Mojo	20	17:34.165	26.119	8.234	51.921	11	12
8	670	Fred Joonas Alliksaar	R	EST	Max Racing	Zanardi / Rotax 125 / Mojo	20	17:34.473	26.427	0.308	51.499	16	10
9	610	Martins Lapins		LAT	RKV Racing	Energy / Rotax 125 / Mojo	20	17:37.919	29.873	3.446	52.176	15	8
10	621	Georg Vann		EST	R24 Motorsport	CRG / Rotax 125 / Mojo	20	17:43.573	35.527	5.654	51.938	12	6
11	12	Anton Zaytsev		UKR	Max Racing	CRG / Rotax 125 / Mojo	19	17:17.090	1 Lap	1 Lap	53.679	10	4
12	77	Ott Krigul		EST	R24 Motorsport	Energy / Rotax 125 / Mojo	19	17:21.271	1 Lap	4.181	53.524	18	2
13	8	Urmo Kokmann		EST	R24 Motorsport	Energy / Rotax 125 / Mojo	15	13:49.737	5 Laps	4 Laps	53.407	10	0
14	99	Ilja Aloskins		LAT	JTSVC	/ Rotax 125 / Mojo	14	13:00.986	6 Laps	1 Lap	54.386	3	0

Not classified

DQ	51	Konstantins Calko		LAT	Kika Motorsport	Gillard / Rotax 125 / Mojo	20	17:19.313	DQ		51.414	7	0
----	----	-------------------	--	-----	-----------------	----------------------------	----	-----------	----	--	--------	---	---

Rotax Masters

1	7	Erki Lehiste		EST	Talvar Racing	Tony Kart / Rotax 125 / Mojo	20	17:42.416			52.147	13	30
2	64	Eke Nurm		EST	AGS Racing	Maddox / Rotax 125 / Mojo	20	17:57.151	14.735	14.735	52.817	2	24
3	601	Normunds Stanevics		LAT	Kika Motorsport	Gillard / Rotax 125 / Mojo	19	17:09.261	1 Lap	1 Lap	52.930	5	20
4	111	Saulius Pocevicus		LTU	RKV Racing	Maddox / Rotax 125 / Mojo	19	17:09.565	1 Lap	0.304	53.255	16	18
5	10	Juris Zalitis		LAT	RKV Racing	Energy / Rotax 125 / Mojo	19	17:12.862	1 Lap	3.297	53.079	15	16
6	60	Priit Sei		EST	Talvar Racing	Intrepid / Rotax 125 / Mojo	19	17:13.506	1 Lap	0.644	53.235	3	14

Announcements

Nr. 51 tulemus tühistatud. võistluste juhendi punkti 6.1. - vale kütuse kasutamine

Margin of Victory	Avg. Speed	Best Lap Tm	Best Speed	Best Lap by
4.067	70,106	50.172	71,825	25 - Haralds Slegelmilhs

Organizer: MAK MTÜ Posted at:

Officialised at:

Orbits

Clerk of the Course: Erki Pakosta

Secretary of race: Ingrid Kiiver-Riisman; Merle Niglas

Official Timing: EAL Timing

Printed: 26.09.2011 14:20:18

RAHA 24 Eesti MV VIII etapp kardispordis

Sorted on Laps

Rotax Max DD2; Rotax Max DD2 Masters; KZ2

Aravete Karting Circuit 1,001 Km

Rotax Max DD2, Rotax Max DD2 Masters - final race - 20 laps

24.09.2011 15:27

Race (20 Laps) started at 15:37:57

Pos	No.	Name	R	Nat	Entrant/Race Team	Chassis/Engine/Tyres	Laps	Total Tm	Diff	Gap	Best Tm	In Lap	Points
7	97	Anrijs Lembergs		LAT	Kika Motorsport	Gillard / Rotax 125 / Mojo	19	17:17.918	1 Lap	4.412	53.443	5	12
8	605	Vitalijus Gudzenko		LTU	RKV Racing	Maranello / Rotax 125 / Mojo	19	17:22.661	1 Lap	4.743	53.726	19	10
9	67	Argo Tamm		EST	Max Racing	CRG / Rotax 125 / Mojo	13	12:04.057	7 Laps	6 Laps	54.398	9	8
10	206	Raul Erik		EST	Max Racing	CRG / Rotax 125 / Mojo	5	4:51.358	15 Laps	8 Laps	56.252	4	6

Announcements

Nr. 51 tulemus tühistatud. võistluste juhendi punkti 6.1. - vale kütuse kasutamine

Margin of Victory	Avg. Speed	Best Lap Tm	Best Speed	Best Lap by
4.067	70,106	50.172	71,825	25 - Haralds Slegelmilhs

Organizer: MAK MTÜ Posted at:

Officialised at:

Orbits

Clerk of the Course: Erki Pakosta

Secretary of race: Ingrid Kiiver-Riisman; Merle Niglas

Official Timing: EAL Timing

Printed: 26.09.2011 14:20:18

# RAHA 24 Eesti MV VIII etapp kardispordis

Rotax Max DD2; Rotax Max DD2 Masters; KZ2

Aravete Karting Circuit 1,001 Km

Rotax Max DD2, Rotax Max DD2 Masters - final race - 20 laps

24.09.2011 15:27

Race (20 Laps) started at 15:37:57

Lap	Lap Tm	Diff	Time of Day
<b>(2) Mario Vendla</b>			
1	52.733	+1.925	15:38:50.531
2	51.674	+0.866	15:39:42.205
3	51.165	+0.357	15:40:33.370
4	51.303	+0.495	15:41:24.673
5	50.889	+0.081	15:42:15.562
6	<b>50.808</b>		15:43:06.370
7	51.015	+0.207	15:43:57.385
8	51.189	+0.381	15:44:48.574
9	50.972	+0.164	15:45:39.546
10	51.073	+0.265	15:46:30.619
11	51.014	+0.206	15:47:21.633
12	50.886	+0.078	15:48:12.519
13	51.569	+0.761	15:49:04.088
14	51.357	+0.549	15:49:55.445
15	52.162	+1.354	15:50:47.607
16	51.068	+0.260	15:51:38.675
17	51.414	+0.606	15:52:30.089
18	51.404	+0.596	15:53:21.493
19	51.399	+0.591	15:54:12.892
20	52.793	+1.985	15:55:05.685

Lap	Lap Tm	Diff	Time of Day
<b>(632) Tristan Viidas</b>			
1	51.782	+0.762	15:38:49.421
2	51.460	+0.440	15:39:40.881
3	51.335	+0.315	15:40:32.216
4	<b>51.020</b>		15:41:23.236
5	51.170	+0.150	15:42:14.406
6	51.181	+0.161	15:43:05.587
7	51.258	+0.238	15:43:56.845
8	51.516	+0.496	15:44:48.361
9	52.085	+1.065	15:45:40.446
10	51.551	+0.531	15:46:31.997
11	51.728	+0.708	15:47:23.725
12	51.768	+0.748	15:48:15.493
13	51.567	+0.547	15:49:07.060
14	51.346	+0.326	15:49:58.406
15	52.007	+0.987	15:50:50.413
16	51.917	+0.897	15:51:42.330
17	51.320	+0.300	15:52:33.650
18	52.546	+1.526	15:53:26.196
19	51.958	+0.938	15:54:18.154
20	51.598	+0.578	15:55:09.752

Lap	Lap Tm	Diff	Time of Day
<b>(46) Kenneth Hildebrand</b>			
1	54.167	+2.609	15:38:52.406
2	51.743	+0.185	15:39:44.149
3	51.587	+0.029	15:40:35.736
4	51.687	+0.129	15:41:27.423
5	51.756	+0.198	15:42:19.179
6	52.206	+0.648	15:43:11.385
7	51.623	+0.065	15:44:03.008
8	51.652	+0.094	15:44:54.660
9	52.040	+0.482	15:45:46.700
10	51.704	+0.146	15:46:38.404
11	51.627	+0.069	15:47:30.031
12	51.640	+0.082	15:48:21.671
13	51.804	+0.246	15:49:13.475
14	51.730	+0.172	15:50:05.205
15	52.381	+0.823	15:50:57.586
16	<b>51.558</b>		15:51:49.144
17	51.938	+0.380	15:52:41.082
18	52.547	+0.989	15:53:33.629
19	51.695	+0.137	15:54:25.324
20	52.124	+0.566	15:55:17.448

Lap	Lap Tm	Diff	Time of Day
<b>(16) Mario Haugas</b>			
1	54.704	+3.216	15:38:52.780
2	52.418	+0.930	15:39:45.198
3	52.075	+0.587	15:40:37.273
4	52.111	+0.623	15:41:29.384
5	51.517	+0.029	15:42:20.901
6	51.521	+0.033	15:43:12.422
7	51.846	+0.358	15:44:04.268
8	51.697	+0.209	15:44:55.965
9	52.443	+0.955	15:45:48.408
10	51.856	+0.368	15:46:40.264
11	52.130	+0.642	15:47:32.394
12	<b>51.488</b>		15:48:23.882
13	51.558	+0.070	15:49:15.440
14	51.786	+0.298	15:50:07.226
15	52.382	+0.894	15:50:59.608
16	52.376	+0.888	15:51:51.984
17	51.988	+0.500	15:52:43.972
18	52.056	+0.568	15:53:36.028
19	52.265	+0.777	15:54:28.293
20	52.266	+0.778	15:55:20.559

Lap	Lap Tm	Diff	Time of Day
<b>(658) Tõnis Liigmann</b>			
1	54.989	+3.352	15:38:53.139
2	52.164	+0.527	15:39:45.303
3	52.792	+1.155	15:40:38.095
4	52.118	+0.481	15:41:30.213
5	51.894	+0.257	15:42:22.107
6	<b>51.637</b>		15:43:13.744
7	52.040	+0.403	15:44:05.784
8	52.162	+0.525	15:44:57.946
9	52.065	+0.428	15:45:50.011
10	51.850	+0.213	15:46:41.861
11	51.898	+0.261	15:47:33.759
12	51.870	+0.233	15:48:25.629
13	52.042	+0.405	15:49:17.671
14	51.874	+0.237	15:50:09.545
15	52.269	+0.632	15:51:01.814
16	51.940	+0.303	15:51:53.754
17	52.003	+0.366	15:52:45.757
18	51.904	+0.267	15:53:37.661
19	51.988	+0.351	15:54:29.649
20	52.415	+0.778	15:55:22.064

Lap	Lap Tm	Diff	Time of Day
<b>(18) Miika Laiho</b>			
1	59.429	+8.035	15:38:57.318
2	52.974	+1.580	15:39:50.292
3	52.693	+1.299	15:40:42.985
4	52.074	+0.680	15:41:35.059
5	51.903	+0.509	15:42:26.962
6	51.597	+0.203	15:43:18.559
7	<b>51.394</b>		15:44:09.953
8	51.472	+0.078	15:45:01.425
9	51.726	+0.332	15:45:53.151
10	51.460	+0.066	15:46:44.611
11	51.439	+0.045	15:47:36.050
12	51.566	+0.172	15:48:27.616
13	51.601	+0.207	15:49:19.217
14	51.679	+0.285	15:50:10.896
15	52.015	+0.621	15:51:02.911
16	51.808	+0.414	15:51:54.719
17	52.018	+0.624	15:52:46.737
18	52.097	+0.703	15:53:38.834
19	51.469	+0.075	15:54:30.303
20	53.267	+1.873	15:55:23.570

Lap	Lap Tm	Diff	Time of Day
<b>(25) Haralds Slegelmilhs</b>			
1	57.649	+7.477	15:38:58.576
2	52.493	+2.321	15:39:51.069
3	51.532	+1.360	15:40:42.601
4	51.249	+1.077	15:41:33.850
5	51.292	+1.120	15:42:25.142
6	50.681	+0.509	15:43:15.823
7	50.407	+0.235	15:44:06.230
8	50.675	+0.503	15:44:56.905
9	50.604	+0.432	15:45:47.509
10	50.344	+0.172	15:46:37.853
11	50.566	+0.394	15:47:28.419
12	50.362	+0.190	15:48:18.781
13	<b>50.172</b>		15:49:08.953
14	50.711	+0.539	15:49:59.664
15	51.255	+1.083	15:50:50.919
16	50.889	+0.717	15:51:41.808
17	50.313	+0.141	15:52:32.121
18	1:11.183	+21.011	15:53:43.304
19	50.794	+0.622	15:54:34.098
20	50.244	+0.072	15:55:24.342

Lap	Lap Tm	Diff	Time of Day
<b>(619) Simas Juodvirsis</b>			
1	58.108	+6.187	15:38:56.286
2	52.978	+1.057	15:39:49.264
3	52.433	+0.512	15:40:41.697
4	52.677	+0.756	15:41:34.374
5	52.898	+0.977	15:42:27.272
6	52.525	+0.604	15:43:19.797
7	52.177	+0.256	15:44:11.974
8	51.978	+0.057	15:45:03.952
9	51.959	+0.038	15:45:55.911
10	52.532	+0.611	15:46:48.443
11	<b>51.921</b>		15:47:40.364
12	52.238	+0.317	15:48:32.602
13	52.473	+0.552	15:49:25.075
14	52.554	+0.633	15:50:17.629
15	52.334	+0.413	15:51:09.963
16	52.339	+0.418	15:52:02.302
17	52.195	+0.274	15:52:54.497
18	52.382	+0.461	15:53:46.879
19	52.526	+0.605	15:54:39.405
20	52.399	+0.478	15:55:31.804

Lap	Lap Tm	Diff	Time of Day
<b>(670) Fred Joonas Alliksaar</b>			
1	1:02.342	+10.843	15:39:00.321
2	52.912	+1.413	15:39:53.233
3	52.895	+1.396	15:40:46.128
4	52.841	+1.342	15:41:38.969
5	51.929	+0.430	15:42:30.898
6	52.787	+1.288	15:43:23.685
7	52.617	+1.118	15:44:16.302
8	51.978	+0.479	15:45:08.280
9	51.630	+0.131	15:45:59.910
10	52.472	+0.973	15:46:52.382
11	52.224	+0.725	15:47:44.606
12	52.356	+0.857	15:48:36.962
13	52.028	+0.529	15:49:28.990
14	52.229	+0.730	15:50:21.219
15	51.605	+0.106	15:51:12.824
16	<b>51.499</b>		15:52:04.323
17	51.684	+0.185	15:52:56.007
18	51.825	+0.326	15:53:47.832
19	51.876	+0.377	15:54:39.708
20	52.404	+0.905	15:55:32.112

# RAHA 24 Eesti MV VIII etapp kardispordis

Rotax Max DD2; Rotax Max DD2 Masters; KZ2

Aravete Karting Circuit 1,001 Km

Rotax Max DD2, Rotax Max DD2 Masters - final race - 20 laps

24.09.2011 15:27

Race (20 Laps) started at 15:37:57

Lap	Lap Tm	Diff	Time of Day
<b>(610) Martins Lapins</b>			
1	59.006	+6.830	15:38:58.346
2	53.207	+1.031	15:39:51.553
3	53.061	+0.885	15:40:44.614
4	52.449	+0.273	15:41:37.063
5	52.200	+0.024	15:42:29.263
6	52.508	+0.332	15:43:21.771
7	52.369	+0.193	15:44:14.140
8	52.728	+0.552	15:45:06.868
9	52.277	+0.101	15:45:59.145
10	52.507	+0.331	15:46:51.652
11	52.347	+0.171	15:47:43.999
12	52.457	+0.281	15:48:36.456
13	52.358	+0.182	15:49:28.814
14	52.973	+0.797	15:50:21.787
15	<b>52.176</b>		15:51:13.963
16	52.330	+0.154	15:52:06.293
17	52.338	+0.162	15:52:58.631
18	52.288	+0.112	15:53:50.919
19	52.377	+0.201	15:54:43.296
20	52.262	+0.086	15:55:35.558

Lap	Lap Tm	Diff	Time of Day
<b>(7) Erki Lehiste</b>			
1	57.909	+5.762	15:38:56.482
2	54.130	+1.983	15:39:50.612
3	53.421	+1.274	15:40:44.033
4	53.465	+1.318	15:41:37.498
5	52.786	+0.639	15:42:30.284
6	53.632	+1.485	15:43:23.916
7	53.651	+1.504	15:44:17.567
8	53.143	+0.996	15:45:10.710
9	52.152	+0.005	15:46:02.862
10	52.826	+0.679	15:46:55.688
11	52.559	+0.412	15:47:48.247
12	52.700	+0.553	15:48:40.947
13	<b>52.147</b>		15:49:33.094
14	52.362	+0.215	15:50:25.456
15	52.202	+0.055	15:51:17.658
16	52.242	+0.095	15:52:09.900
17	52.490	+0.343	15:53:02.390
18	52.578	+0.431	15:53:54.968
19	52.468	+0.321	15:54:47.436
20	52.619	+0.472	15:55:40.055

Lap	Lap Tm	Diff	Time of Day
<b>(621) Georg Vann</b>			
1	57.237	+5.299	15:39:00.227
2	54.328	+2.390	15:39:54.555
3	53.331	+1.393	15:40:47.886
4	53.101	+1.163	15:41:40.987
5	52.561	+0.623	15:42:33.548
6	53.194	+1.256	15:43:26.742
7	52.600	+0.662	15:44:19.342
8	53.272	+1.334	15:45:12.614
9	53.511	+1.573	15:46:06.125
10	52.721	+0.783	15:46:58.846
11	52.068	+0.130	15:47:50.914
12	<b>51.938</b>		15:48:42.852
13	52.668	+0.730	15:49:35.520
14	52.272	+0.334	15:50:27.792
15	51.996	+0.058	15:51:19.788
16	52.496	+0.558	15:52:12.284
17	52.400	+0.462	15:53:04.684
18	51.955	+0.017	15:53:56.639
19	52.108	+0.170	15:54:48.747
20	52.465	+0.527	15:55:41.212

Lap	Lap Tm	Diff	Time of Day
<b>(29) Romet Kors</b>			
1	57.994	+5.507	15:38:57.600
2	54.190	+1.703	15:39:51.790
3	54.210	+1.723	15:40:46.000
4	53.724	+1.237	15:41:39.724
5	53.430	+0.943	15:42:33.154
6	54.305	+1.818	15:43:27.459
7	53.117	+0.630	15:44:20.576
8	52.703	+0.216	15:45:13.279
9	53.295	+0.808	15:46:06.574
10	53.366	+0.879	15:46:59.940
11	52.569	+0.082	15:47:52.509
12	52.627	+0.140	15:48:45.136
13	53.284	+0.797	15:49:38.420
14	52.654	+0.167	15:50:31.074
15	52.891	+0.404	15:51:23.965
16	<b>52.487</b>		15:52:16.452
17	52.881	+0.394	15:53:09.333
18	52.794	+0.307	15:54:02.127
19	53.428	+0.941	15:54:55.555
20	53.635	+1.148	15:55:49.190

Lap	Lap Tm	Diff	Time of Day
<b>(64) Eke Nurm</b>			
1	54.784	+1.967	15:38:54.172
2	<b>52.817</b>		15:39:46.989
3	53.907	+1.090	15:40:40.896
4	54.611	+1.794	15:41:35.507
5	54.079	+1.262	15:42:29.586
6	53.684	+0.867	15:43:23.270
7	54.177	+1.360	15:44:17.447
8	54.087	+1.270	15:45:11.534
9	54.196	+1.379	15:46:05.730
10	53.651	+0.834	15:46:59.381
11	53.681	+0.864	15:47:53.062
12	53.295	+0.478	15:48:46.357
13	53.209	+0.392	15:49:39.566
14	53.084	+0.267	15:50:32.650
15	53.004	+0.187	15:51:25.654
16	53.026	+0.209	15:52:18.680
17	56.961	+4.144	15:53:15.641
18	53.213	+0.396	15:54:08.854
19	53.058	+0.241	15:55:01.912
20	52.878	+0.061	15:55:54.790

Lap	Lap Tm	Diff	Time of Day
<b>(601) Normunds Stanevics</b>			
1	57.845	+4.915	15:38:56.966
2	55.088	+2.158	15:39:52.054
3	53.417	+0.487	15:40:45.471
4	53.924	+0.994	15:41:39.395
5	<b>52.930</b>		15:42:32.325
6	53.230	+0.300	15:43:25.555
7	53.499	+0.569	15:44:19.054
8	53.795	+0.865	15:45:12.849
9	54.410	+1.480	15:46:07.259
10	53.262	+0.332	15:47:00.521
11	53.214	+0.284	15:47:53.735
12	53.152	+0.222	15:48:46.887
13	53.354	+0.424	15:49:40.241
14	58.843	+5.913	15:50:39.084
15	53.539	+0.609	15:51:32.623
16	53.177	+0.247	15:52:25.800
17	53.321	+0.391	15:53:19.121
18	53.336	+0.406	15:54:12.457
19	54.443	+1.513	15:55:06.900

Lap	Lap Tm	Diff	Time of Day
<b>(111) Saulius Pocevicus</b>			
1	56.046	+2.791	15:38:55.801
2	53.966	+0.711	15:39:49.767
3	55.103	+1.848	15:40:44.870
4	54.364	+1.109	15:41:39.234
5	53.532	+0.277	15:42:32.766
6	54.318	+1.063	15:43:27.084
7	54.089	+0.834	15:44:21.173
8	53.698	+0.443	15:45:14.871
9	53.998	+0.743	15:46:08.869
10	53.672	+0.417	15:47:02.541
11	53.487	+0.232	15:47:56.028
12	54.468	+1.213	15:48:50.496
13	53.551	+0.296	15:49:44.047
14	54.174	+0.919	15:50:38.221
15	53.312	+0.057	15:51:31.533
16	<b>53.255</b>		15:52:24.788
17	53.561	+0.306	15:53:18.349
18	53.442	+0.187	15:54:11.791
19	55.413	+2.158	15:55:07.204

Lap	Lap Tm	Diff	Time of Day
<b>(10) Juris Zalitis</b>			
1	57.212	+4.133	15:38:56.213
2	54.765	+1.686	15:39:50.978
3	54.228	+1.149	15:40:45.206
4	53.128	+0.049	15:41:38.334
5	53.147	+0.068	15:42:31.481
6	53.278	+0.199	15:43:24.759
7	53.640	+0.561	15:44:18.399
8	54.009	+0.930	15:45:12.408
9	56.230	+3.151	15:46:08.638
10	53.191	+0.112	15:47:01.829
11	54.113	+1.034	15:47:55.942
12	53.633	+0.554	15:48:49.575
13	53.854	+0.775	15:49:43.429
14	53.747	+0.668	15:50:37.176
15	<b>53.079</b>		15:51:30.255
16	53.237	+0.158	15:52:23.492
17	53.554	+0.475	15:53:17.046
18	53.387	+0.308	15:54:10.433
19	1:00.068	+6.989	15:55:10.501

Lap	Lap Tm	Diff	Time of Day
<b>(60) Priit Sei</b>			
1	56.369	+3.134	15:38:54.825
2	53.263	+0.028	15:39:48.088
3	<b>53.235</b>		15:40:41.323
4	54.424	+1.189	15:41:35.747
5	54.183	+0.948	15:42:29.930
6	54.333	+1.098	15:43:24.263
7	53.815	+0.580	15:44:18.078
8	54.249	+1.014	15:45:12.327
9	56.150	+2.915	15:46:08.477
10	53.753	+0.518	15:47:02.230
11	53.294	+0.059	15:47:55.524
12	54.834	+1.599	15:48:50.358
13	55.007	+1.772	15:49:45.365
14	54.483	+1.248	15:50:39.848
15	54.127	+0.892	15:51:33.975
16	53.852	+0.617	15:52:27.827
17	55.189	+1.954	15:53:23.016
18	53.352	+0.117	15:54:16.368
19	54.777	+1.542	15:55:11.145

Lap	Lap Tm	Diff	Time of Day
<b>(12) Anton Zaytsev</b>			
1	57.978	+4.299	15:38:57.897
2	54.622	+0.943	15:39:52.519

RAHA 24 Eesti MV VIII etapp kardispordis

Rotax Max DD2; Rotax Max DD2 Masters; KZ2

Aravete Karting Circuit 1,001 Km

Rotax Max DD2, Rotax Max DD2 Masters - final race - 20 laps

24.09.2011 15:27

Race (20 Laps) started at 15:37:57

Lap	Lap Tm	Diff	Time of Day
3	54.599	+0.920	15:40:47.118
4	53.766	+0.087	15:41:40.884
5	54.456	+0.777	15:42:35.340
6	54.505	+0.826	15:43:29.845
7	54.842	+1.163	15:44:24.687
8	54.825	+1.146	15:45:19.512
9	54.173	+0.494	15:46:13.685
10	<b>53.679</b>		15:47:07.364
11	53.970	+0.291	15:48:01.334
12	53.943	+0.264	15:48:55.277
13	53.800	+0.121	15:49:49.077
14	54.073	+0.394	15:50:43.150
15	54.166	+0.487	15:51:37.316
16	54.537	+0.858	15:52:31.853
17	54.845	+1.166	15:53:26.698
18	53.781	+0.102	15:54:20.479
19	54.250	+0.571	15:55:14.729

(97) Anrijs Lembergs

1	1:01.953	+8.510	15:39:00.864
2	56.031	+2.588	15:39:56.895
3	54.265	+0.822	15:40:51.160
4	54.308	+0.865	15:41:45.468
5	<b>53.443</b>		15:42:38.911
6	53.632	+0.189	15:43:32.543
7	53.774	+0.331	15:44:26.317
8	53.949	+0.506	15:45:20.266
9	54.159	+0.716	15:46:14.425
10	53.577	+0.134	15:47:08.002
11	53.646	+0.203	15:48:01.648
12	53.847	+0.404	15:48:55.495
13	53.770	+0.327	15:49:49.265
14	54.255	+0.812	15:50:43.520
15	53.921	+0.478	15:51:37.441
16	54.707	+1.264	15:52:32.148
17	55.659	+2.216	15:53:27.807
18	53.554	+0.111	15:54:21.361
19	54.196	+0.753	15:55:15.557

(77) Ott Krigul

1	58.973	+5.449	15:38:59.240
2	55.310	+1.786	15:39:54.550
3	54.676	+1.152	15:40:49.226
4	54.452	+0.928	15:41:43.678
5	55.533	+2.009	15:42:39.211
6	54.795	+1.271	15:43:34.006
7	54.166	+0.642	15:44:28.172
8	53.638	+0.114	15:45:21.810
9	54.708	+1.184	15:46:16.518
10	54.168	+0.644	15:47:10.686
11	54.437	+0.913	15:48:05.123
12	55.171	+1.647	15:49:00.294
13	54.235	+0.711	15:49:54.529
14	54.595	+1.071	15:50:49.124
15	54.348	+0.824	15:51:43.472
16	54.387	+0.863	15:52:37.859
17	53.552	+0.028	15:53:31.411
18	<b>53.524</b>		15:54:24.935
19	53.975	+0.451	15:55:18.910

(605) Vitalijus Gudzenko

1	59.101	+5.375	15:38:58.196
2	54.596	+0.870	15:39:52.792
3	54.752	+1.026	15:40:47.544
4	54.564	+0.838	15:41:42.108
5	54.024	+0.298	15:42:36.132

Lap	Lap Tm	Diff	Time of Day
6	54.095	+0.369	15:43:30.227
7	54.761	+1.035	15:44:24.988
8	56.023	+2.297	15:45:21.011
9	55.155	+1.429	15:46:16.166
10	54.027	+0.301	15:47:10.193
11	54.486	+0.760	15:48:04.679
12	54.230	+0.504	15:48:58.909
13	54.110	+0.384	15:49:53.019
14	54.525	+0.799	15:50:47.544
15	55.424	+1.698	15:51:42.968
16	54.715	+0.989	15:52:37.683
17	54.412	+0.686	15:53:32.095
18	54.479	+0.753	15:54:26.574
19	<b>53.726</b>		15:55:20.300

(3) Juhan Maltna

1	1:01.663	+8.187	15:39:02.181
2	55.328	+1.852	15:39:57.509
3	54.189	+0.713	15:40:51.698
4	54.713	+1.237	15:41:46.411
5	<b>53.476</b>		15:42:39.887
6	54.711	+1.235	15:43:34.598
7	54.584	+1.108	15:44:29.182
8	53.532	+0.056	15:45:22.714
9	54.491	+1.015	15:46:17.205
10	54.393	+0.917	15:47:11.598
11	53.772	+0.296	15:48:05.370
12	54.108	+0.632	15:48:59.478
13	54.103	+0.627	15:49:53.581
14	54.930	+1.454	15:50:48.511
15	55.698	+2.222	15:51:44.209
16	54.191	+0.715	15:52:38.400
17	55.149	+1.673	15:53:33.549
18	54.790	+1.314	15:54:28.339
19	54.971	+1.495	15:55:23.310

(5) Mihkel Maltna

1	57.588	+6.955	15:38:55.285
2	51.330	+0.697	15:39:46.615
3	51.022	+0.389	15:40:37.637
4	51.164	+0.531	15:41:28.801
5	50.793	+0.160	15:42:19.594
6	51.132	+0.499	15:43:10.726
7	<b>50.633</b>		15:44:01.359
8	50.780	+0.147	15:44:52.139
9	51.114	+0.481	15:45:43.253
10	50.657	+0.024	15:46:33.910
11	51.010	+0.377	15:47:24.920
12	50.955	+0.322	15:48:15.875
13	51.936	+1.303	15:49:07.811
14	50.933	+0.300	15:49:58.744
15	52.001	+1.368	15:50:50.745
16	52.361	+1.728	15:51:43.106
17	51.202	+0.569	15:52:34.308
18	51.486	+0.853	15:53:25.794

(96) Martin Kolu

1	1:02.415	+9.149	15:39:02.849
2	54.820	+1.554	15:39:57.669
3	54.390	+1.124	15:40:52.059
4	54.698	+1.432	15:41:46.757
5	54.604	+1.338	15:42:41.361
6	55.704	+2.438	15:43:37.065
7	55.106	+1.840	15:44:32.171
8	53.623	+0.357	15:45:25.794
9	53.800	+0.534	15:46:19.594

Lap	Lap Tm	Diff	Time of Day
10	1:27.164	+33.898	15:47:46.758
11	<b>53.266</b>		15:48:40.024
12	56.594	+3.328	15:49:36.618
13	54.101	+0.835	15:50:30.719
14	54.504	+1.238	15:51:25.223
15	55.553	+2.287	15:52:20.776
16	53.468	+0.202	15:53:14.244
17	53.929	+0.663	15:54:08.173

(8) Urmo Kokmann

1	1:01.425	+8.018	15:39:01.300
2	54.536	+1.129	15:39:55.836
3	54.173	+0.766	15:40:50.009
4	54.066	+0.659	15:41:44.075
5	53.717	+0.310	15:42:37.792
6	53.564	+0.157	15:43:31.356
7	53.741	+0.334	15:44:25.097
8	54.688	+1.281	15:45:19.785
9	59.100	+5.693	15:46:18.885
10	<b>53.407</b>		15:47:12.292
11	53.422	+0.015	15:48:05.714
12	54.688	+1.281	15:49:00.402
13	53.941	+0.534	15:49:54.343
14	58.885	+5.478	15:50:53.228
15	54.148	+0.741	15:51:47.376

(99) Ilja Aloskins

1	1:00.612	+6.226	15:39:01.685
2	54.889	+0.503	15:39:56.574
3	<b>54.386</b>		15:40:50.960
4	55.060	+0.674	15:41:46.020
5	55.149	+0.763	15:42:41.169
6	55.679	+1.293	15:43:36.848
7	55.153	+0.767	15:44:32.001
8	55.453	+1.067	15:45:27.454
9	55.296	+0.910	15:46:22.750
10	54.805	+0.419	15:47:17.555
11	54.837	+0.451	15:48:12.392
12	56.232	+1.846	15:49:08.624
13	54.902	+0.516	15:50:03.526
14	55.099	+0.713	15:50:58.625

(78) Kaspar Kallasmaa

1	59.429	+7.885	15:39:01.152
2	53.028	+1.484	15:39:54.180
3	58.897	+7.353	15:40:53.077
4	54.650	+3.106	15:41:47.727
5	52.374	+0.830	15:42:40.101
6	52.573	+1.029	15:43:32.674
7	52.592	+1.048	15:44:25.266
8	54.385	+2.841	15:45:19.651
9	52.195	+0.651	15:46:11.846
10	52.252	+0.708	15:47:04.098
11	52.319	+0.775	15:47:56.417
12	52.496	+0.952	15:48:48.913
13	<b>51.544</b>		15:49:40.457

(67) Argo Tamm

1	1:00.501	+6.103	15:39:02.467
2	55.639	+1.241	15:39:58.106
3	54.807	+0.409	15:40:52.913
4	54.678	+0.280	15:41:47.591
5	54.741	+0.343	15:42:42.332
6	55.269	+0.871	15:43:37.601
7	55.207	+0.809	15:44:32.808
8	54.846	+0.448	15:45:27.654



RAHA 24 Eesti MV VIII etapp kardispordis

Rotax Max DD2; Rotax Max DD2 Masters; KZ2

Aravete Karting Circuit 1,001 Km

Rotax Max DD2, Rotax Max DD2 Masters - final race - 20 laps

24.09.2011 15:27

Race (20 Laps) started at 15:37:57

Lap	Lap Tm	Diff	Time of Day
9	<b>54.398</b>		15:46:22.052
10	54.584	+0.186	15:47:16.636
11	54.845	+0.447	15:48:11.481
12	54.791	+0.393	15:49:06.272
13	55.424	+1.026	15:50:01.696

(206) Raul Erik

1	1:01.427	+5.175	15:39:03.033
2	56.808	+0.556	15:39:59.841
3	56.461	+0.209	15:40:56.302
4	<b>56.252</b>		15:41:52.554
5	56.443	+0.191	15:42:48.997

(51) Konstantins Calko

1	52.128	+0.714	15:38:49.934
2	52.084	+0.670	15:39:42.018
3	52.174	+0.760	15:40:34.192
4	51.609	+0.195	15:41:25.801
5	51.629	+0.215	15:42:17.430
6	51.599	+0.185	15:43:09.029
7	<b>51.414</b>		15:44:00.443
8	51.528	+0.114	15:44:51.971
9	51.997	+0.583	15:45:43.968
10	52.101	+0.687	15:46:36.069
11	51.991	+0.577	15:47:28.060
12	52.292	+0.878	15:48:20.352
13	51.795	+0.381	15:49:12.147
14	51.787	+0.373	15:50:03.934
15	52.233	+0.819	15:50:56.167
16	51.660	+0.246	15:51:47.827
17	51.855	+0.441	15:52:39.682
18	52.707	+1.293	15:53:32.389
19	52.581	+1.167	15:54:24.970
20	51.982	+0.568	15:55:16.952

Lap	Lap Tm	Diff	Time of Day
-----	--------	------	-------------

Lap	Lap Tm	Diff	Time of Day
-----	--------	------	-------------

RAHA 24 Eesti MV VIII etapp kardispordis

Lapchart

Rotax Max DD2; Rotax Max DD2 Masters; KZ2

Aravete Karting Circuit 1,001 Km

Rotax Max DD2, Rotax Max DD2 Masters - final race - 20 laps

24.09.2011 15:27

Race (20 Laps) started at 15:37:57



Competitors	Laps																					
	0	1	2	3	4	5	6	7	8	9	10	11	12	13	14	15	16	17	18	19	20	
Tristan Viidas (632)	1	632	632	632	632	632	632	632	632	632	2	2	2	2	2	2	2	2	2	2	2	
Mihkel Maltna (5)	2	5	51	51	2	2	2	2	2	2	632	632	632	632	632	632	25	25	5	632	632	
Mario Vendla (2)	3	2	2	2	51	51	51	51	51	51	5	5	5	5	5	5	632	632	632	51	51	
Konstantins Calko (51)	4	51	46	46	46	46	46	5	5	5	51	51	51	25	25	25	25	5	5	51	46	46
Miika Laiho (18)	5	18	16	16	16	5	5	46	46	46	46	25	25	51	51	51	51	51	51	46	16	16
Fred Joonas Alliksaar (670)	6	670	658	658	5	16	16	16	16	16	25	46	46	46	46	46	46	46	46	16	658	658
Mario Haugas (16)	7	16	64	5	658	658	658	658	658	25	16	16	16	16	16	16	16	16	16	658	18	18
Tõnis Liigmann (658)	8	658	60	64	64	25	25	25	25	658	658	658	658	658	658	658	658	658	658	18	25	25
Simas Juodvirsis (619)	9	619	5	60	60	619	18	18	18	18	18	18	18	18	18	18	18	18	18	25	619	619
Kenneth Hildebrand (46)	10	46	111	619	619	18	619	619	619	619	619	619	619	619	619	619	619	619	619	619	670	670
Priit Sei (60)	11	60	10	111	25	64	610	610	610	610	610	610	610	610	610	670	670	670	670	670	610	610
Erki Lehiste (7)	12	7	619	18	18	60	64	64	670	670	670	670	670	670	670	610	610	610	610	610	7	7
Anrijs Lembergs (97)	13	97	7	7	7	610	60	670	64	7	7	7	7	7	7	7	7	7	7	7	621	621
Juris Zalitis (10)	14	10	601	10	610	7	7	7	7	64	64	621	621	621	621	621	621	621	621	621	29	29
Vitalijus Gudzenko (605)	15	605	18	25	111	10	670	60	60	60	60	621	64	29	29	29	29	29	29	29	64	64
Normunds Stanevics (601)	16	601	29	610	10	670	10	10	10	10	29	29	64	64	64	64	64	64	64	64	601	601
Martins Lapins (610)	17	610	12	29	601	111	601	601	601	621	601	601	601	601	601	10	10	10	10	10	111	111
Eke Nurm (64)	18	64	605	601	29	601	111	621	621	601	60	10	60	78	78	111	111	111	111	111	10	10
Romet Kors (29)	19	29	610	12	670	29	29	111	29	29	10	60	10	10	10	601	601	601	601	601	60	60
Saulius Poceviccius (111)	20	111	25	605	12	12	621	29	111	111	111	111	111	60	111	60	60	60	60	60	12	12
Urmo Kokmann (8)	21	8	77	670	605	621	12	12	12	12	78	78	78	111	60	12	12	12	12	12	97	97
Anton Zaytsev (12)	22	12	621	78	621	605	605	605	605	78	12	12	12	12	12	97	97	97	97	97	77	77
Ott Krigul (77)	23	77	670	77	77	77	8	8	8	8	97	97	97	97	97	605	605	605	77	77	605	605
Martin Kolu (96)	24	96	97	621	8	8	97	97	78	97	605	605	605	605	605	3	77	77	605	605	3	3
Juhan Maltna (3)	25	3	78	8	99	97	77	78	97	605	77	77	77	3	3	77	3	3	3	3	3	3
Haralds Slegelmilhs (25)	26	25	8	99	97	99	3	77	77	77	3	3	3	77	8	8	8	8	96	96		
Iļja Aloskins (99)	27	99	99	97	3	3	78	3	3	3	8	8	8	8	77	99	96					
Raul Erik (206)	28	206	3	3	96	96	99	99	99	96	96	67	67	67	67	96						
Kaspar Kallasmaa (78)	29	78	67	96	67	67	96	96	96	99	67	99	99	99	99							
Argo Tamm (67)	30	67	96	67	78	78	67	67	67	67	99	96	96	96	96							
Georg Vann (621)	31	621	206	206	206	206	206															

## RAHA 24 Eesti MV VIII etapp kardispordis

Rotax Max DD2; Rotax Max DD2 Masters; KZ2

Aravete Karting Circuit 1,001 Km

Rotax Masters - kokkuvõte

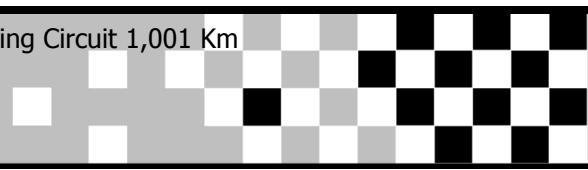
Pos	No.	Name	Nat	Entrant/Race Team	Chassis/Engine/Tyres	R1.	R2.	Total points
1	7	Erki Lehiste	EST	Talvar Racing	Tony Kart / Rotax 125 / Mojo	12	30	42
2	64	Eke Nurm	EST	AGS Racing	Maddox / Rotax 125 / Mojo	6	24	30
3	60	Priit Sei	EST	Talvar Racing	Intrepid / Rotax 125 / Mojo	15	14	29
4	601	Normunds Stanevics	LAT	Kika Motorsport	Gillard / Rotax 125 / Mojo	7	20	27
5	10	Juris Zalitis	LAT	RKV Racing	Energy / Rotax 125 / Mojo	9	16	25
6	111	Saulius Pocevicus	LTU	RKV Racing	Maddox / Rotax 125 / Mojo	5	18	23
7	97	Anrijs Lembergs	LAT	Kika Motorsport	Gillard / Rotax 125 / Mojo	10	12	22
8	605	Vitalijus Gudzenko	LTU	RKV Racing	Maranello / Rotax 125 / Mojo	8	10	18
9	67	Argo Tamm	EST	Max Racing	CRG / Rotax 125 / Mojo	3	8	11
10	206	Raul Erik	EST	Max Racing	CRG / Rotax 125 / Mojo	4	6	10

## RAHA 24 Eesti MV VIII etapp kardispordis

Rotax Max DD2; Rotax Max DD2 Masters; KZ2

Aravete Karting Circuit 1,001 Km

Rotax Masters - laupäeva parimate ringiaegade paremus järjestus



Pos	No.	Name	Nat	Overall BestTm	Diff	Gap In Session	
1	7	Erki Lehiste	EST	52.147	1.975	0.030	Rotax Max DD2, Rotax Max DD2 Masters - final race - 20 laps
2	97	Anrijs Lembergs	LAT	52.498	2.326	0.351	Rotax Max DD2; Rotax Max DD2 Masters; KZ2 - warm up - 8 minutes
3	601	Normunds Stanevics	LAT	52.754	2.582	0.256	Rotax Max DD2; Rotax Max DD2 Masters; KZ2 - warm up - 8 minutes
4	64	Eke Nurm	EST	52.817	2.645	0.063	Rotax Max DD2, Rotax Max DD2 Masters - final race - 20 laps
5	10	Juris Zalitis	LAT	52.995	2.823	0.178	Rotax Max DD2; Rotax Max DD2 Masters; KZ2 - warm up - 8 minutes
6	111	Saulius Pocevicus	LTU	52.999	2.827	0.004	Rotax Max DD2; Rotax Max DD2 Masters; KZ2 - warm up - 8 minutes
7	60	Priit Sei	EST	53.092	2.920	0.093	Rotax Max DD2, Rotax Max DD2 Masters - prefinal race - 18 laps
8	605	Vitalijus Gudzenko	LTU	53.418	3.246	0.011	Rotax Max DD2, Rotax Max DD2 Masters - prefinal race - 18 laps
9	67	Argo Tamm	EST	53.783	3.611	0.104	Rotax Max DD2, Rotax Max DD2 Masters - prefinal race - 18 laps
10	206	Raul Erik	EST	54.745	4.573	0.359	Rotax Max DD2, Rotax Max DD2 Masters - prefinal race - 18 laps

**Rotax Masters Eesti MV kardispordis 2011**

2011

Pos	No.	Name	Total	Drop	Diff	Gap	#1		#2		#3		#4		#5		#6		#7		#8	
							R1	R2	R1	R2	R1	R2	R1	R2	R1	R2	R1	R2	R1	R2	R1	R2
1	64	Eke Num	300	30	0	0	15	24	15	30	15	30	15	30	12	24	15	30	15	30	6	24
2	67	Argo Tamm	190	11	110	110	10	18	12	20	8	16	8	14	6	18	10	18	12	20	3	8
3	60	Priit Sei	152	0	148	38	9	20	8	16	9	20	6	12	9	14	x	x	x	x	15	14
4	97	Anrijs Lembergs	139	0	161	13	x	x	x	x	x	x	10	18	10	16	12	24	9	18	10	12
5	601	Normunds Stanevics	133	0	167	6	x	x	x	x	x	x	7	16	8	12	9	20	10	24	7	20
6	77	Eriki Lehiste	117	0	183	16	12	30	9	24	x	x	x	x	x	x	x	x	x	x	12	30
7	55	Heigo Hummel	105	0	195	12	8	16	0	0	7	14	x	x	5	10	7	16	8	14	x	x
8	111	Saulius Pocevicus	104	0	196	1	x	x	x	x	x	x	12	24	15	30	x	x	x	x	5	18
9	619	Vitalijus Gudzenko	84	0	216	20	x	x	x	x	10	18	9	20	7	20	x	x	x	x	x	x
10	88	Bruno Paabot	64	0	236	20	x	x	10	18	12	24	x	x	x	x	x	x	x	x	x	x
11	99	Andres Jäätis	45	0	255	19	x	x	x	x	x	x	x	x	x	x	8	14	7	16	x	x
12	10	Juris Zalitis	25	0	275	20	x	x	x	x	x	x	x	x	x	x	x	x	x	x	9	16
13	605	Vitalijus Gudzenko	18	0	282	7	x	x	x	x	x	x	x	x	x	x	x	x	x	x	8	10
14	206	Raul Erik	10	0	290	8	x	x	x	x	x	x	x	x	x	x	x	x	x	x	4	6
15	61	Siim Vips	0	0	300	10	x	x	x	x	x	x	0	0	x	x	x	x	x	x	x	x

**Event Legend**

#1	7.05.2011	RAHA 24 Eesti MV I etapp kardispordis - Rapla	#5	23.07.2011	RAHA 24 Eesti MV V etapp kardispordis - Rapla
#2	21.05.2011	RAHA 24 Eesti MV II etapp kardispordis - Aravete	#6	12.08.2011	RAHA 24 Eesti MV VI etapp kardispordis - Käina
#3	18.06.2011	RAHA 24 Eesti MV III etapp kardispordis - Põltsa	#7	13.08.2011	RAHA 24 Eesti MV VII etapp kardispordis Käina
#4	2.07.2011	RAHA 24 Eesti MV IV etapp kardispordis - Arave	#8	24.09.2011	RAHA 24 Eesti MV VIII etapp kardispordis - Arave