

Eesti MV I etapp kardisportis-Tabasalu

Sorted on Best Lap time

Rotax Minimax, Raket, Mini 60

Tabasalu Karting Track, Estonia 0,963 Km

Rotax Minimax, Raket, Mini 60 - free practice 1 - 10 minutes

3.05.2013 09:20

Practice started at 9:22:42

Pos	No.	Name	Race Team	Chassis	Best Tm	Diff	Gap	Laps	In Lap	Best Speed
Mini 60										
1	47	Mattias Erik RASS	TARK Racing	Birel	41.698			10	10	83,141
Raket										
1	1	Erich KÜHN	Liqui Moly Roli Team	CRG	42.867			10	6	80,873
2	5	Kardo TAMM	TGT Racing	Tony Kart	44.710	1.843	1.843	9	7	77,540
3	4	Vassili SUMIN	AGS Racing	CRG	47.080	4.213	2.370	9	6	73,636
Rotax Minimax										
1	56	Georg KÕSS	TGT Racing	Tony Kart	39.128			11	11	88,602
2	65	Martin LEOTOOTS	Kuningamäe Kart	CRG	39.340	0.212	0.212	11	10	88,124
3	44	Ragnar VEERUS	TARK Racing	CRG	39.402	0.274	0.062	11	10	87,985
4	19	Artsemi KAMIANOK	Talvar Racing	Intrepid	39.773	0.645	0.371	11	10	87,165
5	2	Valters ZVIEDRIS	TARK Racing	MS Kart	39.819	0.691	0.046	11	10	87,064
6	6	Kert William REINASTE	TGT Racing	Tony Kart	40.138	1.010	0.319	8	7	86,372
7	26	Roberts VITOLS	Provento Racing	CRG	40.369	1.241	0.231	10	8	85,878
8	14	Rasmus ARRAS	TARK Racing	Tony Kart	40.502	1.374	0.133	11	10	85,596

Eesti MV I etapp kardispordis-Tabasalu

Rotax Minimax, Raket, Mini 60

Tabasalu Karting Track, Estonia 0,963 Km

Rotax Minimax, Raket, Mini 60 - free practice 1 - 10 minutes

3.05.2013 09:20

Practice started at 9:22:42

Lap	Lap Tm	Diff	Gap	Time of Day
(56) Georg KÖSS				
1	44.327	+5.199		9:23:47.479
2	40.590	+1.462	-3.737	9:24:28.069
3	40.348	+1.220	-0.242	9:25:08.417
4	39.526	+0.398	-0.822	9:25:47.943
5	39.689	+0.561	+0.163	9:26:27.632
6	40.139	+1.011	+0.450	9:27:07.771
7	39.295	+0.167	-0.844	9:27:47.066
8	39.181	+0.053	-0.114	9:28:26.247
9	39.290	+0.162	+0.109	9:29:05.537
10	39.223	+0.095	-0.067	9:29:44.760
11	39.128		-0.095	9:30:23.888
Best Tm: 39.128				

Lap	Lap Tm	Diff	Gap	Time of Day
(65) Martin LEOTOOTS				
1	45.806	+6.466		9:23:49.540
2	41.854	+2.514	-3.952	9:24:31.394
3	40.562	+1.222	-1.292	9:25:11.956
4	40.437	+1.097	-0.125	9:25:52.393
5	40.274	+0.934	-0.163	9:26:32.667
6	40.283	+0.943	+0.009	9:27:12.950
7	40.233	+0.893	-0.050	9:27:53.183
8	39.971	+0.631	-0.262	9:28:33.154
9	39.808	+0.468	-0.163	9:29:12.962
10	39.340		-0.468	9:29:52.302
11	39.397	+0.057	+0.057	9:30:31.699
Best Tm: 39.340				

Lap	Lap Tm	Diff	Gap	Time of Day
(44) Ragnar VEERUS				
1	45.369	+5.967		9:23:42.557
2	42.117	+2.715	-3.252	9:24:24.674
3	40.813	+1.411	-1.304	9:25:05.487
4	40.154	+0.752	-0.659	9:25:45.641
5	40.279	+0.877	+0.125	9:26:25.920
6	40.661	+1.259	+0.382	9:27:06.581
7	39.746	+0.344	-0.915	9:27:46.327
8	39.539	+0.137	-0.207	9:28:25.866
9	39.904	+0.502	+0.365	9:29:05.770
10	39.402		-0.502	9:29:45.172
11	39.477	+0.075	+0.075	9:30:24.649
Best Tm: 39.402				

Lap	Lap Tm	Diff	Gap	Time of Day
(19) Artsemi KAMIANOK				
1	47.205	+7.432		9:23:45.442
2	42.826	+3.053	-4.379	9:24:28.268
3	41.030	+1.257	-1.796	9:25:09.298
4	40.844	+1.071	-0.186	9:25:50.142
5	40.543	+0.770	-0.301	9:26:30.685
6	41.016	+1.243	+0.473	9:27:11.701
7	41.136	+1.363	+0.120	9:27:52.837
8	40.224	+0.451	-0.912	9:28:33.061
9	40.476	+0.703	+0.252	9:29:13.537
10	39.773		-0.703	9:29:53.310
11	41.280	+1.507	+1.507	9:30:34.590
Best Tm: 39.773				

Lap	Lap Tm	Diff	Gap	Time of Day
(2) Valters ZVIEDRIS				
1	47.499	+7.680		9:23:46.687
2	41.687	+1.868	-5.812	9:24:28.374
3	41.741	+1.922	+0.054	9:25:10.115
4	40.380	+0.561	-1.361	9:25:50.495
5	40.386	+0.567	+0.006	9:26:30.881
6	40.667	+0.848	+0.281	9:27:11.548
7	40.284	+0.465	-0.383	9:27:51.832
8	40.085	+0.266	-0.199	9:28:31.917
9	39.975	+0.156	-0.110	9:29:11.892
10	39.819		-0.156	9:29:51.711
11	39.953	+0.134	+0.134	9:30:31.664

Lap	Lap Tm	Diff	Gap	Time of Day
Best Tm: 39.819				
(6) Kert William REINASTE				
1	45.485	+5.347		9:25:20.485
2	41.865	+1.727	-3.620	9:26:02.350
3	41.114	+0.976	-0.751	9:26:43.464
4	40.610	+0.472	-0.504	9:27:24.074
5	40.551	+0.413	-0.059	9:28:04.625
6	41.376	+1.238	+0.825	9:28:46.001
7	40.138		-1.238	9:29:26.139
8	40.328	+0.190	+0.190	9:30:06.467
Best Tm: 40.138				


Lap	Lap Tm	Diff	Gap	Time of Day
(26) Roberts VITOLS				
1	52.304	+11.935		9:23:56.301
2	44.789	+4.420	-7.515	9:24:41.090
3	43.698	+3.329	-1.091	9:25:24.788
4	43.007	+2.638	-0.691	9:26:07.795
5	42.007	+1.638	-1.000	9:26:49.802
6	41.381	+1.012	-0.626	9:27:31.183
7	41.635	+1.266	+0.254	9:28:12.818
8	40.369		-1.266	9:28:53.187
9	41.195	+0.826	+0.826	9:29:34.382
10	40.863	+0.494	-0.332	9:30:15.245
Best Tm: 40.369				

Lap	Lap Tm	Diff	Gap	Time of Day
(14) Rasmus ARRAS				
1	47.372	+6.870		9:23:45.064
2	42.817	+2.315	-4.555	9:24:27.881
3	42.658	+2.156	-0.159	9:25:10.539
4	41.723	+1.221	-0.935	9:25:52.262
5	41.312	+0.810	-0.411	9:26:33.574
6	40.557	+0.055	-0.755	9:27:14.131
7	40.819	+0.317	+0.262	9:27:54.950
8	42.195	+1.693	+1.376	9:28:37.145
9	40.683	+0.181	-1.512	9:29:17.828
10	40.502		-0.181	9:29:58.330
11	40.667	+0.165	+0.165	9:30:38.997
Best Tm: 40.502				

Lap	Lap Tm	Diff	Gap	Time of Day
(47) Mattias Erik RASS				
1	55.271	+13.573		9:23:58.132
2	43.535	+1.837	-11.736	9:24:41.667
3	43.624	+1.926	+0.089	9:25:25.291
4	43.519	+1.821	-0.105	9:26:08.810
5	44.780	+3.082	+1.261	9:26:53.590
6	42.325	+0.627	-2.455	9:27:35.915
7	42.054	+0.356	-0.271	9:28:17.969
8	42.310	+0.612	+0.256	9:29:00.279
9	41.968	+0.270	-0.342	9:29:42.247
10	41.698		-0.270	9:30:23.945
Best Tm: 41.698				

Lap	Lap Tm	Diff	Gap	Time of Day
(1) Erich KÜHN				
1	48.165	+5.298		9:23:47.683
2	44.565	+1.698	-3.600	9:24:32.248
3	43.395	+0.528	-1.170	9:25:15.643
4	44.871	+2.004	+1.476	9:26:00.514
5	43.082	+0.215	-1.789	9:26:43.596
6	42.867		-0.215	9:27:26.463
7	42.872	+0.005	+0.005	9:28:09.335
8	43.144	+0.277	+0.272	9:28:52.479
9	43.361	+0.494	+0.217	9:29:35.840
10	43.989	+1.122	+0.628	9:30:19.829
Best Tm: 42.867				

(5) Kardo TAMM



Eesti MV I etapp kardispordis-Tabasalu

Sorted on Best Lap time

Rotax Minimax, Raket, Mini 60

Tabasalu Karting Track, Estonia 0,963 Km

Rotax Minimax, Raket, Mini 60 - free practice 2 - 10 minutes

3.05.2013 10:20

Practice started at 10:21:08

Pos	No.	Name	Race Team	Chassis	Best Tm	Diff	Gap	Laps	In Lap	Best Speed
Mini 60										
1	47	Mattias Erik RASS	TARK Racing	Birel	41.512			10	6	83,513
Raket										
1	1	Erich KÜHN	Liqui Moly Roli Team	CRG	42.273			11	6	82,010
2	5	Kardo TAMM	TGT Racing	Tony Kart	45.081	2.808	2.808	10	6	76,902
3	4	Vassili SUMIN	AGS Racing	CRG	45.841	3.568	0.760	10	10	75,627
Rotax Minimax										
1	56	Georg KÕSS	TGT Racing	Tony Kart	38.833			12	9	89,275
2	44	Ragnar VEERUS	TARK Racing	CRG	39.100	0.267	0.267	12	10	88,665
3	65	Martin LEOTOOTS	Kuningamäe Kart	CRG	39.137	0.304	0.037	12	6	88,581
4	26	Roberts VITOLS	Provento Racing	CRG	39.535	0.702	0.398	12	7	87,689
5	19	Artsemi KAMIANOK	Talvar Racing	Intrepid	39.558	0.725	0.023	12	10	87,638
6	6	Kert William REINASTE	TGT Racing	Tony Kart	39.574	0.741	0.016	12	10	87,603
7	2	Valters ZVIEDRIS	TARK Racing	MS Kart	39.580	0.747	0.006	12	6	87,590
8	14	Rasmus ARRAS	TARK Racing	Tony Kart	40.411	1.578	0.831	12	4	85,789
9	16	Matvej MAKUSIN	RB Sport	Birel	42.759	3.926	2.348	1	1	81,078
10	1	Karl LEESMAA	AGS Racing	CRG					0	-

Organizer: Birkenwald MTÜ

Orbits

Clerk of the Course: Rainer Kallas

Secretary of race: Ingrid Kiiver-Riisman; Merle Niglas

Timekeeper: Asper Leppik

Results and Laptimes: www.mylaps.ee

Printed: 5.05.2013 15:57:09

MYLAPS

Eesti MV I etapp kardisportdis-Tabasalu

Rotax Minimax, Raket, Mini 60

Tabasalu Karting Track, Estonia 0,963 Km

Rotax Minimax, Raket, Mini 60 - free practice 2 - 10 minutes

3.05.2013 10:20

Practice started at 10:21:08

Lap	Lap Tm	Diff	Gap	Time of Day
(56) Georg KÖSS				
1	42.370	+3.537		10:22:04.730
2	39.987	+1.154	-2.383	10:22:44.717
3	39.190	+0.357	-0.797	10:23:23.907
4	39.279	+0.446	+0.089	10:24:03.186
5	39.109	+0.276	-0.170	10:24:42.295
6	39.196	+0.363	+0.087	10:25:21.491
7	38.930	+0.097	-0.266	10:26:00.421
8	38.884	+0.051	-0.046	10:26:39.305
9	38.833		-0.051	10:27:18.138
10	39.372	+0.539	+0.539	10:27:57.510
11	39.539	+0.706	+0.167	10:28:37.049
12	39.136	+0.303	-0.403	10:29:16.185
Best Tm: 38.833				

Lap	Lap Tm	Diff	Gap	Time of Day
(44) Ragnar VEERUS				
1	44.621	+5.521		10:22:08.741
2	40.233	+1.133	-4.388	10:22:48.974
3	40.478	+1.378	+0.245	10:23:29.452
4	39.975	+0.875	-0.503	10:24:09.427
5	40.652	+1.552	+0.677	10:24:50.079
6	39.297	+0.197	-1.355	10:25:29.376
7	39.880	+0.780	+0.583	10:26:09.256
8	39.341	+0.241	-0.539	10:26:48.597
9	39.204	+0.104	-0.137	10:27:27.801
10	39.100		-0.104	10:28:06.901
11	39.240	+0.140	+0.140	10:28:46.141
12	40.523	+1.423	+1.283	10:29:26.664
Best Tm: 39.100				

Lap	Lap Tm	Diff	Gap	Time of Day
(65) Martin LEOTOOTS				
1	44.048	+4.911		10:22:08.902
2	40.682	+1.545	-3.366	10:22:49.584
3	40.122	+0.985	-0.560	10:23:29.706
4	39.914	+0.777	-0.208	10:24:09.620
5	41.529	+2.392	+1.615	10:24:51.149
6	39.137		-2.392	10:25:30.286
7	40.625	+1.488	+1.488	10:26:10.911
8	40.014	+0.877	-0.611	10:26:50.925
9	39.412	+0.275	-0.602	10:27:30.337
10	39.140	+0.003	-0.272	10:28:09.477
11	39.211	+0.074	+0.071	10:28:48.688
12	39.409	+0.272	+0.198	10:29:28.097
Best Tm: 39.137				

Lap	Lap Tm	Diff	Gap	Time of Day
(26) Roberts VITOLS				
1	44.247	+4.712		10:22:07.921
2	40.895	+1.360	-3.352	10:22:48.816
3	42.364	+2.829	+1.469	10:23:31.180
4	40.439	+0.904	-1.925	10:24:11.619
5	41.000	+1.465	+0.561	10:24:52.619
6	40.037	+0.502	-0.963	10:25:32.656
7	39.535		-0.502	10:26:12.191
8	39.941	+0.406	+0.406	10:26:52.132
9	39.536	+0.001	-0.405	10:27:31.668
10	40.763	+1.228	+1.227	10:28:12.431
11	40.083	+0.548	-0.680	10:28:52.514
12	39.889	+0.354	-0.194	10:29:32.403
Best Tm: 39.535				

Lap	Lap Tm	Diff	Gap	Time of Day
(19) Artsemi KAMIANOK				
1	44.486	+4.928		10:22:07.557
2	40.745	+1.187	-3.741	10:22:48.302
3	40.177	+0.619	-0.568	10:23:28.479
4	40.863	+1.305	+0.686	10:24:09.342
5	41.105	+1.547	+0.242	10:24:50.447
6	39.765	+0.207	-1.340	10:25:30.212
7	40.504	+0.946	+0.739	10:26:10.716

Lap	Lap Tm	Diff	Gap	Time of Day
8	40.021	+0.463	-0.483	10:26:50.737
9	39.854	+0.296	-0.167	10:27:30.591
10	39.558		-0.296	10:28:10.149
11	40.056	+0.498	+0.498	10:28:50.205
12	40.126	+0.568	+0.070	10:29:30.331
Best Tm: 39.558				

Lap	Lap Tm	Diff	Gap	Time of Day
(6) Kert William REINASTE				
1	44.246	+4.672		10:22:08.608
2	41.178	+1.604	-3.068	10:22:49.786
3	41.030	+1.456	-0.148	10:23:30.816
4	40.372	+0.798	-0.658	10:24:11.188
5	40.541	+0.967	+0.169	10:24:51.729
6	39.793	+0.219	-0.748	10:25:31.522
7	40.042	+0.468	+0.249	10:26:11.564
8	40.153	+0.579	+0.111	10:26:51.717
9	39.642	+0.068	-0.511	10:27:31.359
10	39.574		-0.068	10:28:10.933
11	39.726	+0.152	+0.152	10:28:50.659
12	40.117	+0.543	+0.391	10:29:30.776
Best Tm: 39.574				

Lap	Lap Tm	Diff	Gap	Time of Day
(2) Valters ZVIEDRIS				
1	43.497	+3.917		10:22:06.840
2	39.862	+0.282	-3.635	10:22:46.702
3	39.849	+0.269	-0.013	10:23:26.551
4	39.647	+0.067	-0.202	10:24:06.198
5	39.995	+0.415	+0.348	10:24:46.193
6	39.580		-0.415	10:25:25.773
7	39.907	+0.327	+0.327	10:26:05.680
8	39.805	+0.225	-0.102	10:26:45.485
9	39.799	+0.219	-0.006	10:27:25.284
10	39.773	+0.193	-0.026	10:28:05.057
11	39.629	+0.049	-0.144	10:28:44.686
12	40.545	+0.965	+0.916	10:29:25.231
Best Tm: 39.580				

Lap	Lap Tm	Diff	Gap	Time of Day
(14) Rasmus ARRAS				
1	44.105	+3.694		10:22:09.559
2	40.803	+0.392	-3.302	10:22:50.362
3	41.104	+0.693	+0.301	10:23:31.466
4	40.411		-0.693	10:24:11.877
5	41.111	+0.700	+0.700	10:24:52.988
6	40.681	+0.270	-0.430	10:25:33.669
7	40.626	+0.215	-0.055	10:26:14.295
8	40.455	+0.044	-0.171	10:26:54.750
9	40.411		-0.044	10:27:35.161
10	40.699	+0.288	+0.288	10:28:15.860
11	40.552	+0.141	-0.147	10:28:56.412
12	40.686	+0.275	+0.134	10:29:37.098
Best Tm: 40.411				

Lap	Lap Tm	Diff	Gap	Time of Day
(47) Mattias Erik RASS				
1	1:02.918	+21.406		10:22:45.751
2	41.956	+0.444	-20.962	10:23:27.707
3	41.648	+0.136	-0.308	10:24:09.355
4	43.443	+1.931	+1.795	10:24:52.798
5	41.606	+0.094	-1.837	10:25:34.404
6	41.512		-0.094	10:26:15.916
7	41.867	+0.355	+0.355	10:26:57.783
8	42.023	+0.511	+0.156	10:27:39.806
9	42.184	+0.672	+0.161	10:28:21.990
10	42.000	+0.488	-0.184	10:29:03.990
Best Tm: 41.512				

Lap	Lap Tm	Diff	Gap	Time of Day
(1) Erich KÜHN				
1	47.404	+5.131		10:22:15.437
2	43.695	+1.422	-3.709	10:22:59.132

Lap	Lap Tm	Diff	Gap	Time of Day
3	43.555	+1.282	-0.140	10:23:42.687
4	42.663	+0.390	-0.892	10:24:25.350
5	42.734	+0.461	+0.071	10:25:08.084
6	42.273		-0.461	10:25:50.357
7	42.966	+0.693	+0.693	10:26:33.323
8	42.415	+0.142	-0.551	10:27:15.738
9	42.959	+0.686	+0.544	10:27:58.697
10	44.336	+2.063	+1.377	10:28:43.033
11	43.228	+0.955	-1.108	10:29:26.261
Best Tm: 42.273				

Lap	Lap Tm	Diff	Gap	Time of Day
(16) Matvei MAKUSIN				
1	42.759			10:29:41.404
Best Tm: 42.759				

Lap	Lap Tm	Diff	Gap	Time of Day
(5) Kardo TAMM				
1	48.918	+3.837		10:22:17.780
2	46.791	+1.710	-2.127	10:23:04.571
3	47.362	+2.281	+0.571	10:23:51.933
4	48.571	+3.490	+1.209	10:24:40.504
5	45.465	+0.384	-3.106	10:25:25.969
6	45.081		-0.384	10:26:11.050
7	45.178	+0.097	+0.097	10:26:56.228
8	45.149	+0.068	-0.029	10:27:41.377
9	46.073	+0.992	+0.924	10:28:27.450
10	45.610	+0.529	-0.463	10:29:13.060
Best Tm: 45.081				

Lap	Lap Tm	Diff	Gap	Time of Day
(4) Vassili SUMIN				
1	49.441	+3.600		10:22:23.966
2	46.951	+1.110	-2.490	10:23:10.917
3	46.374	+0.533	-0.577	10:23:57.291
4	55.715	+9.874	+9.341	10:24:53.006
5	45.895	+0.054	-9.820	10:25:38.901
6	46.053	+0.212	+0.158	10:26:24.954
7	45.931	+0.090	-0.122	10:27:10.885
8	46.229	+0.388	+0.298	10:27:57.114
9	45.992	+0.151	-0.237	10:28:43.106
10	45.841		-0.151	10:29:28.947
Best Tm: 45.841				

Lap	Lap Tm	Diff	Gap	Time of Day
(1) Karl LEESMAA				
Best Tm:				

Eesti MV I etapp kardispordis-Tabasalu

Sorted on Best Lap time

Rotax Minimax, Raket, Mini 60

Tabasalu Karting Track, Estonia 0,963 Km

Rotax Minimax, Raket, Mini 60 - free practice 3 - 10 minutes

3.05.2013 11:20

Practice started at 11:21:46

Pos	No.	Name	Race Team	Chassis	Best Tm	Diff	Gap	Laps	In Lap	Best Speed
Mini 60										
1	47	Mattias Erik RASS	TARK Racing	Birel	41.709			11	7	83,119
Raket										
1	1	Erich KÜHN	Liqui Moly Roli Team	CRG	42.281			11	9	81,994
2	5	Kardo TAMM	TGT Racing	Tony Kart	44.866	2.585	2.585	10	8	77,270
3	4	Vassili SUMIN	AGS Racing	CRG	46.018	3.737	1.152	10	6	75,336
Rotax Minimax										
1	56	Georg KÕSS	TGT Racing	Tony Kart	38.976			12	10	88,947
2	65	Martin LEOTOOTS	Kuningamäe Kart	CRG	39.220	0.244	0.244	12	10	88,394
3	2	Valters ZVIEDRIS	TARK Racing	MS Kart	39.223	0.247	0.003	11	10	88,387
4	44	Ragnar VEERUS	TARK Racing	CRG	39.339	0.363	0.116	12	8	88,126
5	1	Karl LEESMAA	AGS Racing	CRG	39.345	0.369	0.006	8	6	88,113
6	26	Roberts VITOLS	Provento Racing	CRG	39.442	0.466	0.097	12	8	87,896
7	6	Kert William REINASTE	TGT Racing	Tony Kart	39.656	0.680	0.214	12	4	87,422
8	19	Artsemi KAMIANOK	Talvar Racing	Intrepid	39.968	0.992	0.312	11	6	86,739
9	16	Matvej MAKUSIN	RB Sport	Birel	40.100	1.124	0.132	11	5	86,454
10	14	Rasmus ARRAS	TARK Racing	Tony Kart	40.205	1.229	0.105	11	9	86,228

Organizer: Birkenwald MTÜ

Orbits

Clerk of the Course: Rainer Kallas

Secretary of race: Ingrid Kiiver-Riisman; Merle Niglas

Timekeeper: Asper Leppik

Results and Laptimes: www.mylaps.ee

Printed: 5.05.2013 15:57:34

MYLAPS

Eesti MV I etapp kardisportis-Tabasalu

Sorted on Best Lap time

Rotax Minimax, Raket, Mini 60

Tabasalu Karting Track, Estonia 0,963 Km

Rotax Minimax, Raket, Mini 60 - free practice 4 - 10 minutes

3.05.2013 13:20

Practice started at 13:21:33

Pos	No.	Name	Race Team	Chassis	Best Tm	Diff	Gap	Laps	In Lap	Best Speed
Mini 60										
1	47	Mattias Erik RASS	TARK Racing	Birel	41.442			11	10	83,654
Raket										
1	1	Erich KÜHN	Liqui Moly Roli Team	CRG	42.622			11	9	81,338
2	5	Kardo TAMM	TGT Racing	Tony Kart	44.886	2.264	2.264	6	2	77,236
3	4	Vassili SUMIN	AGS Racing	CRG	45.504	2.882	0.618	10	6	76,187
Rotax Minimax										
1	44	Ragnar VEERUS	TARK Racing	CRG	39.254			12	8	88,317
2	56	Georg KÖSS	TGT Racing	Tony Kart	39.340	0.086	0.086	12	9	88,124
3	2	Valters ZVIEDRIS	TARK Racing	MS Kart	39.368	0.114	0.028	10	10	88,061
4	26	Roberts VITOLS	Provento Racing	CRG	39.450	0.196	0.082	12	9	87,878
5	65	Martin LEOTOOTS	Kuningamäe Kart	CRG	39.454	0.200	0.004	12	10	87,869
6	77	Daniel BITTMAN	AGS Racing	Zanardi	39.626	0.372	0.172	11	8	87,488
7	19	Artsemi KAMIANOK	Talvar Racing	Intrepid	39.778	0.524	0.152	12	9	87,154
8	6	Kert William REINASTE	TGT Racing	Tony Kart	40.057	0.803	0.279	12	7	86,547
9	1	Karl LEESMAA	AGS Racing	CRG	40.084	0.830	0.027	2	2	86,488
10	16	Matvej MAKUSIN	RB Sport	Birel	40.260	1.006	0.176	9	2	86,110
11	14	Rasmus ARRAS	TARK Racing	Tony Kart	40.307	1.053	0.047	12	7	86,010

Eesti MV I etapp kardispordis-Tabasalu

Rotax Minimax, Raket, Mini 60

Tabasalu Karting Track, Estonia 0,963 Km

Rotax Minimax, Raket, Mini 60 - free practice 4 - 10 minutes

3.05.2013 13:20

Practice started at 13:21:33

Lap	Lap Tm	Diff	Gap	Time of Day
(44) Ragnar VEERUS				
1	42.326	+3.072		13:22:29.030
2	39.867	+0.613	-2.459	13:23:08.897
3	39.524	+0.270	-0.343	13:23:48.421
4	39.906	+0.652	+0.382	13:24:28.327
5	39.649	+0.395	-0.257	13:25:07.976
6	41.455	+2.201	+1.806	13:25:49.431
7	39.753	+0.499	-1.702	13:26:29.184
8	39.254	-0.499		13:27:08.438
9	39.355	+0.101	+0.101	13:27:47.793
10	39.453	+0.199	+0.098	13:28:27.246
11	39.353	+0.099	-0.100	13:29:06.599
12	40.337	+1.083	+0.984	13:29:46.936
Best Tm: 39.254				

Lap	Lap Tm	Diff	Gap	Time of Day
(56) Georg KÖSS				
1	42.596	+3.256		13:22:28.195
2	39.677	+0.337	-2.919	13:23:07.872
3	39.501	+0.161	-0.176	13:23:47.373
4	39.593	+0.253	+0.092	13:24:26.966
5	39.499	+0.159	-0.094	13:25:06.465
6	39.467	+0.127	-0.032	13:25:45.932
7	39.540	+0.200	+0.073	13:26:25.472
8	39.441	+0.101	-0.099	13:27:04.913
9	39.340	-0.101		13:27:44.253
10	39.373	+0.033	+0.033	13:28:23.626
11	39.424	+0.084	+0.051	13:29:03.050
12	39.586	+0.246	+0.162	13:29:42.636
Best Tm: 39.340				

Lap	Lap Tm	Diff	Gap	Time of Day
(2) Valters ZVIEDRIS				
1	42.450	+3.082		13:22:28.785
2	40.304	+0.936	-2.146	13:23:09.089
3	39.420	+0.052	-0.884	13:23:48.509
4	39.594	+0.226	+0.174	13:24:28.103
5	39.693	+0.325	+0.099	13:25:07.796
6	39.569	+0.201	-0.124	13:25:47.365
7	39.622	+0.254	+0.053	13:26:26.987
8	39.504	+0.136	-0.118	13:27:06.491
9	39.421	+0.053	-0.083	13:27:45.912
10	39.368	-0.053		13:28:25.280
Best Tm: 39.368				

Lap	Lap Tm	Diff	Gap	Time of Day
(26) Roberts VITOLS				
1	42.754	+3.304		13:22:28.677
2	39.865	+0.415	-2.889	13:23:08.542
3	39.796	+0.346	-0.069	13:23:48.338
4	39.693	+0.243	-0.103	13:24:28.031
5	39.624	+0.174	-0.069	13:25:07.655
6	39.892	+0.442	+0.268	13:25:47.547
7	39.809	+0.359	-0.083	13:26:27.356
8	39.502	+0.052	-0.307	13:27:06.858
9	39.450	-0.052		13:27:46.308
10	39.551	+0.101	+0.101	13:28:25.859
11	40.324	+0.874	+0.773	13:29:06.183
12	39.859	+0.409	-0.465	13:29:46.042
Best Tm: 39.450				

Lap	Lap Tm	Diff	Gap	Time of Day
(65) Martin LEOTOOTS				
1	42.527	+3.073		13:22:50.044
2	39.660	+0.206	-2.867	13:23:29.704
3	40.406	+0.952	+0.746	13:24:10.110
4	39.768	+0.314	-0.638	13:24:49.878
5	39.889	+0.435	+0.121	13:25:29.767
6	39.533	+0.079	-0.356	13:26:09.300
7	39.617	+0.163	+0.084	13:26:48.917
8	39.594	+0.140	-0.023	13:27:28.511
9	39.484	+0.030	-0.110	13:28:07.995

Lap	Lap Tm	Diff	Gap	Time of Day
(77) Daniel BITTMAN				
10	39.454			13:28:47.449
11	39.517	+0.063	+0.063	13:29:26.966
12	39.980	+0.526	+0.463	13:30:06.946
Best Tm: 39.454				

Lap	Lap Tm	Diff	Gap	Time of Day
(19) Artsemi KAMIANOK				
1	44.490	+4.864		13:22:41.523
2	42.291	+2.665	-2.199	13:23:23.814
3	40.969	+1.343	-1.322	13:24:04.783
4	40.843	+1.217	-0.126	13:24:45.626
5	40.183	+0.557	-0.660	13:25:25.809
6	39.917	+0.291	-0.266	13:26:05.726
7	39.984	+0.358	+0.067	13:26:45.710
8	39.626	-0.358		13:27:25.336
9	39.889	+0.263	+0.263	13:28:05.225
10	40.649	+1.023	+0.760	13:28:45.874
11	39.799	+0.173	-0.850	13:29:25.673
Best Tm: 39.626				

Lap	Lap Tm	Diff	Gap	Time of Day
(6) Kert William REINASTE				
1	42.492	+2.435		13:22:29.787
2	40.302	+0.245	-2.190	13:23:10.089
3	40.108	+0.051	-0.194	13:23:50.197
4	40.241	+0.184	+0.133	13:24:30.438
5	40.535	+0.478	+0.294	13:25:10.973
6	40.128	+0.071	-0.407	13:25:51.101
7	40.057	-0.071		13:26:31.158
8	40.970	+0.913	+0.913	13:27:12.128
9	40.616	+0.559	-0.354	13:27:52.744
10	40.367	+0.310	-0.249	13:28:33.111
11	40.304	+0.247	-0.063	13:29:13.415
12	40.687	+0.630	+0.383	13:29:54.102
Best Tm: 40.057				

Lap	Lap Tm	Diff	Gap	Time of Day
(1) Karl LEESMAA				
1	42.719	+2.635		13:22:30.418
2	40.084	-2.635		13:23:10.502
Best Tm: 40.084				

Lap	Lap Tm	Diff	Gap	Time of Day
(16) Matvej MAKUSIN				
1	42.485	+2.225		13:22:30.327
2	40.260	-2.225		13:23:10.587
3	2:25.924	+1:45.664	1:45.664	13:25:36.511
4	43.078	+2.818	1:42.846	13:26:19.589
5	40.668	+0.408	-2.410	13:27:00.257
6	40.374	+0.114	-0.294	13:27:40.631
7	40.819	+0.559	+0.445	13:28:21.450
8	40.501	+0.241	-0.318	13:29:01.951
9	40.615	+0.355	+0.114	13:29:42.566
Best Tm: 40.260				

Lap	Lap Tm	Diff	Gap	Time of Day
(14) Rasmus ARRAS				

Lap	Lap Tm	Diff	Gap	Time of Day
(47) Mattias Erik RASS				
1	43.770	+3.463		13:22:32.491
2	40.713	+0.406	-3.057	13:23:13.204
3	40.897	+0.590	+0.184	13:23:54.101
4	40.902	+0.595	+0.005	13:24:35.003
5	40.508	+0.201	-0.394	13:25:15.511
6	40.873	+0.566	+0.365	13:25:56.384
7	40.307	-0.566		13:26:36.691
8	40.869	+0.562	+0.562	13:27:17.560
9	40.597	+0.290	-0.272	13:27:58.157
10	40.654	+0.347	+0.057	13:28:38.811
11	40.621	+0.314	-0.033	13:29:19.432
12	40.497	+0.190	-0.124	13:29:59.929
Best Tm: 40.307				

Lap	Lap Tm	Diff	Gap	Time of Day
(1) Erich KÜHN				
1	46.744	+4.122		13:22:36.107
2	44.064	+1.442	-2.680	13:23:20.171
3	43.266	+0.644	-0.798	13:24:03.437
4	44.202	+1.580	+0.936	13:24:47.639
5	43.025	+0.403	-1.177	13:25:30.664
6	42.627	+0.005	-0.398	13:26:13.291
7	42.665	+0.043	+0.038	13:26:55.956
8	42.903	+0.281	+0.238	13:27:38.859
9	42.622	-0.281		13:28:21.481
10	44.894	+2.272	+2.272	13:29:06.375
11	43.831	+1.209	-1.063	13:29:50.206
Best Tm: 42.622				

Lap	Lap Tm	Diff	Gap	Time of Day
(5) Kardo TAMM				
1	48.209	+3.323		13:22:38.175
2	44.886	-3.323		13:23:23.061
3	45.401	+0.515	+0.515	13:24:08.462
4	45.476	+0.590	+0.075	13:24:53.938
5	3:59.091	+3:14.205	3:13.615	13:28:53.029
6	48.482	+3.596	3:10.609	13:29:41.511
Best Tm: 44.886				

Lap	Lap Tm	Diff	Gap	Time of Day
(4) Vassili SUMIN				
1	49.909	+4.405		13:22:41.453
2	47.223	+1.719	-2.686	13:23:28.676
3	46.437	+0.933	-0.786	13:24:15.113
4	46.349	+0.845	-0.088	13:25:01.462
5	46.168	+0.664	-0.181	13:25:47.630
6	45.504	-0.664		13:26:33.134
7	45.808	+0.304	+0.304	13:27:18.942
8	46.193	+0.689	+0.385	13:28:05.135
9	46.134	+0.630	-0.059	13:28:51.269
10	46.211	+0.707	+0.077	13:29:37.480
Best Tm: 45.504				



Eesti MV I etapp kardisportis-Tabasalu

Sorted on Best Lap time

Rotax Minimax, Raket, Mini 60

Tabasalu Karting Track, Estonia 0,963 Km

Rotax Minimax, Raket, Mini 60 - free practice 5 - 10 minutes

3.05.2013 14:20

Practice started at 14:20:56

Pos	No.	Name	Race Team	Chassis	Best Tm	Diff	Gap	Laps	In Lap	Best Speed
Mini 60										
1	47	Mattias Erik RASS	TARK Racing	Birel	41.547			11	9	83,443
Raket										
1	1	Erich KÜHN	Liqui Moly Roli Team	CRG	42.103			11	10	82,341
2	5	Kardo TAMM	TGT Racing	Tony Kart	44.608	2.505	2.505	11	8	77,717
3	4	Vassili SUMIN	AGS Racing	CRG	45.139	3.036	0.531	10	10	76,803
Rotax Minimax										
1	1	Karl LEESMAA	AGS Racing	CRG	38.898			12	7	89,125
2	56	Georg KÕSS	TGT Racing	Tony Kart	39.099	0.201	0.201	12	8	88,667
3	65	Martin LEOTOOTS	Kuningamäe Kart	CRG	39.200	0.302	0.101	12	9	88,439
4	2	Valters ZVIEDRIS	TARK Racing	MS Kart	39.290	0.392	0.090	12	11	88,236
5	26	Roberts VITOLS	Provento Racing	CRG	39.477	0.579	0.187	12	6	87,818
6	77	Daniel BITTMAN	AGS Racing	Zanardi	39.821	0.923	0.344	11	6	87,060
7	16	Matvej MAKUSIN	RB Sport	Birel	39.840	0.942	0.019	12	8	87,018
8	6	Kert William REINASTE	TGT Racing	Tony Kart	39.854	0.956	0.014	12	11	86,988
9	14	Rasmus ARRAS	TARK Racing	Tony Kart	40.149	1.251	0.295	12	11	86,348
10	19	Artsemi KAMIANOK	Talvar Racing	Intrepid	43.903	5.005	3.754	1	1	78,965

Organizer: Birkenwald MTÜ

Orbits

Clerk of the Course: Rainer Kallas

Secretary of race: Ingrid Kiiver-Riisman; Merle Niglas

Timekeeper: Asper Leppik

Results and Laptimes: www.mylaps.ee

Printed: 5.05.2013 15:58:13

MYLAPS

Eesti MV I etapp kardisportis-Tabasalu

Sorted on Best Lap time

Rotax Minimax, Raket, Mini 60

Tabasalu Karting Track, Estonia 0,963 Km

Rotax Minimax, Raket, Mini 60 - free practice 6 - 10 minutes

3.05.2013 15:20

Practice started at 15:20:57

Pos	No.	Name	Race Team	Chassis	Best Tm	Diff	Gap	Laps	In Lap	Best Speed
Mini 60										
1	47	Mattias Erik RASS	TARK Racing	Birel	41.582			12	11	83,373
Raket										
1	1	Erich KÜHN	Liqui Moly Roli Team	CRG	42.265			12	5	82,025
2	5	Kardo TAMM	TGT Racing	Tony Kart	44.523	2.258	2.258	11	3	77,865
3	4	Vassili SUMIN	AGS Racing	CRG	45.242	2.977	0.719	11	6	76,628
Rotax Minimax										
1	1	Karl LEESMAA	AGS Racing	CRG	39.078			13	7	88,715
2	56	Georg KÕSS	TGT Racing	Tony Kart	39.163	0.085	0.085	13	6	88,522
3	65	Martin LEOTOOTS	Kuningamäe Kart	CRG	39.190	0.112	0.027	13	11	88,461
4	26	Roberts VITOLS	Provento Racing	CRG	39.310	0.232	0.120	13	4	88,191
5	2	Valters ZVIEDRIS	TARK Racing	MS Kart	39.438	0.360	0.128	13	5	87,905
6	6	Kert William REINASTE	TGT Racing	Tony Kart	39.452	0.374	0.014	13	10	87,874
7	77	Daniel BITTMAN	AGS Racing	Zanardi	39.689	0.611	0.237	12	11	87,349
8	19	Artsemi KAMIANOK	Talvar Racing	Intrepid	39.707	0.629	0.018	12	9	87,310
9	16	Matvej MAKUSIN	RB Sport	Birel	39.919	0.841	0.212	13	6	86,846
10	14	Rasmus ARRAS	TARK Racing	Tony Kart	39.991	0.913	0.072	13	6	86,690

Organizer: Birkenwald MTÜ

Orbits

Clerk of the Course: Rainer Kallas

Secretary of race: Ingrid Kiiver-Riisman; Merle Niglas

Timekeeper: Asper Leppik

Results and Laptimes: www.mylaps.ee

Printed: 5.05.2013 15:58:38

MYLAPS

Eesti MV I etapp kardispordis-Tabasalu

Rotax Minimax, Raket, Mini 60

Tabasalu Karting Track, Estonia 0,963 Km

Rotax Minimax, Raket, Mini 60 - free practice 6 - 10 minutes

3.05.2013 15:20

Practice started at 15:20:57

Lap	Lap Tm	Diff	Gap	Time of Day
3	46.401	+1.159	-0.292	15:23:45.593
4	46.159	+0.917	-0.242	15:24:31.752
5	45.521	+0.279	-0.638	15:25:17.273
6	45.242		-0.279	15:26:02.515
7	45.964	+0.722	+0.722	15:26:48.479
8	45.537	+0.295	-0.427	15:27:34.016
9	45.306	+0.064	-0.231	15:28:19.322
10	45.328	+0.086	+0.022	15:29:04.650
11	45.521	+0.279	+0.193	15:29:50.171
Best Tm: 45.242				

Lap	Lap Tm	Diff	Gap	Time of Day
-----	--------	------	-----	-------------

Lap	Lap Tm	Diff	Gap	Time of Day
-----	--------	------	-----	-------------

Eesti MV I etapp kardispordis-Tabasalu

Sorted on Best Lap time

Rotax Minimax, Raket, Mini 60

Tabasalu Karting Track, Estonia 0,963 Km

Raket, Mini 60 - qualification race - 10 minutes

3.05.2013 16:36

Qualifying started at 16:36:04

Pos	No.	Name	Race Team	Chassis	Best Tm	Diff	Gap	Laps	In Lap	Best Speed
Mini 60										
1	47	Mattias Erik RASS	TARK Racing	Birel	41.548			14	7	83,441
Raket										
1	1	Erich KÜHN	Liqui Moly Roli Team	CRG	42.209			14	11	82,134
2	5	Kardo TAMM	TGT Racing	Tony Kart	44.553	2.344	2.344	13	5	77,813
3	4	Vassili SUMIN	AGS Racing	CRG	45.618	3.409	1.065	13	11	75,996

Announcements

Nr. 1 Erich Kühn - uus Raket klassi kvalifikatsioonirekord 42,209

Nr. 47 Mattias Erik Rass - uus Mini 60 klassi kvalifikatsioonirekord 41,548

Organizer: Birkenwald MTÜ

Orbits

Clerk of the Course: Rainer Kallas

Secretary of race: Ingrid Kiiver-Riisman; Merle Niglas

Timekeeper: Asper Leppik

Results and Laptimes: www.mylaps.ee

Printed: 5.05.2013 15:59:12

MYLAPS

Eesti MV I etapp kardispordis-Tabasalu

Rotax Minimax, Raket, Mini 60

Tabasalu Karting Track, Estonia 0,963 Km

Raket, Mini 60 - qualification race - 10 minutes

3.05.2013 16:36

Qualifying started at 16:36:04

Lap	Lap Tm	Diff	Gap	Time of Day	Lap	Lap Tm	Diff	Gap	Time of Day	Lap	Lap Tm	Diff	Gap	Time of Day
(47) Mattias Erik RASS														
1	55.192	+13.644		16:37:14.242										
2	43.090	+1.542	-12.102	16:37:57.332										
3	42.356	+0.808	-0.734	16:38:39.688										
4	41.761	+0.213	-0.595	16:39:21.449										
5	41.807	+0.259	+0.046	16:40:03.256										
6	41.762	+0.214	-0.045	16:40:45.018										
7	41.548		-0.214	16:41:26.566										
8	41.668	+0.120	+0.120	16:42:08.234										
9	41.976	+0.428	+0.308	16:42:50.210										
10	41.967	+0.419	-0.009	16:43:32.177										
11	42.107	+0.559	+0.140	16:44:14.284										
12	41.997	+0.449	-0.110	16:44:56.281										
13	42.011	+0.463	+0.014	16:45:38.292										
14	42.252	+0.704	+0.241	16:46:20.544										
Best Tm: 41.548														
(1) Erich KÜHN														
1	48.705	+6.496		16:37:07.737										
2	43.831	+1.622	-4.874	16:37:51.568										
3	43.855	+1.646	+0.024	16:38:35.423										
4	42.868	+0.659	-0.987	16:39:18.291										
5	42.810	+0.601	-0.058	16:40:01.101										
6	42.412	+0.203	-0.398	16:40:43.513										
7	42.356	+0.147	-0.056	16:41:25.869										
8	43.191	+0.982	+0.835	16:42:09.060										
9	42.286	+0.077	-0.905	16:42:51.346										
10	42.320	+0.111	+0.034	16:43:33.666										
11	42.209		-0.111	16:44:15.875										
12	44.127	+1.918	+1.918	16:45:00.002										
13	42.954	+0.745	-1.173	16:45:42.956										
14	42.762	+0.553	-0.192	16:46:25.718										
Best Tm: 42.209														
(5) Kardo TAMM														
1	56.630	+12.077		16:37:14.290										
2	47.320	+2.767	-9.310	16:38:01.610										
3	45.211	+0.658	-2.109	16:38:46.821										
4	45.278	+0.725	+0.067	16:39:32.099										
5	44.553		-0.725	16:40:16.652										
6	44.901	+0.348	+0.348	16:41:01.553										
7	44.991	+0.438	+0.090	16:41:46.544										
8	45.314	+0.761	+0.323	16:42:31.858										
9	44.786	+0.233	-0.528	16:43:16.644										
10	45.470	+0.917	+0.684	16:44:02.114										
11	45.267	+0.714	-0.203	16:44:47.381										
12	45.189	+0.636	-0.078	16:45:32.570										
13	45.216	+0.663	+0.027	16:46:17.786										
Best Tm: 44.553														
(4) Vassili SUMIN														
1	51.546	+5.928		16:37:11.155										
2	54.811	+9.193	+3.265	16:38:05.966										
3	46.270	+0.652	-8.541	16:38:52.236										
4	46.329	+0.711	+0.059	16:39:38.565										
5	46.135	+0.517	-0.194	16:40:24.700										
6	45.865	+0.247	-0.270	16:41:10.565										
7	46.086	+0.468	+0.221	16:41:56.651										
8	45.752	+0.134	-0.334	16:42:42.403										
9	46.180	+0.562	+0.428	16:43:28.583										
10	45.855	+0.237	-0.325	16:44:14.438										
11	45.618		-0.237	16:45:00.056										
12	45.758	+0.140	+0.140	16:45:45.814										
13	45.679	+0.061	-0.079	16:46:31.493										
Best Tm: 45.618														

Organizer: Birkenwald MTÜ

Orbits

Clerk of the Course: Rainer Kallas

Secretary of race: Ingrid Kiiver-Riisman; Merle Niglas

Timekeeper: Asper Leppik

Results and Laptimes: www.mylaps.ee

Printed: 5.05.2013 15:59:18

MYLAPS

Eesti MV I etapp kardispordis-Tabasalu

Rotax Minimax, Raket, Mini 60

Tabasalu Karting Track, Estonia 0,963 Km

Raket, Mini 60 - qualification race - 10 minutes

3.05.2013 16:36

Qualifying started at 16:36:04

Rolling Start

POLE POSITION

2

1 Erich KÜHN
42.209
Liqui Moly Rõli Team

4

4 Vassili SUMIN
45.618
AGS Racing

1

47 Mattias Erik RASS
41.548
TARK Racing

3

5 Kardo TAMM
44.553
TGT Racing

1

2

Eesti MV I etapp kardispordis-Tabasalu

Rotax Minimax, Raket, Mini 60

Tabasalu Karting Track, Estonia 0,963 Km

Rotax Minimax, Raket, Mini 60 – Fastest time`s day 1

Pos	No.	Name	Race Team	Chassis	Overall BestTm	Diff	In Session
Mini 60							
1	47	Mattias Erik RASS	TARK Racing	Birel	41.442	2.609	Rotax Minimax, Raket, Mini 60 - free practice 4
Raket							
1	1	Erich KÜHN	Liqui Moly Roli Team	CRG	42.103	3.270	Rotax Minimax, Raket, Mini 60 - free practice 5
2	5	Kardo TAMM	TGT Racing	Tony Kart	44.523	5.690	Rotax Minimax, Raket, Mini 60 - free practice 6
3	4	Vassili SUMIN	AGS Racing	CRG	45.139	6.306	Rotax Minimax, Raket, Mini 60 - free practice 5
Rotax Minimax							
1	56	Georg KÕSS	TGT Racing	Tony Kart	38.833		Rotax Minimax, Raket, Mini 60 - free practice 2
2	1	Karl LEESMAA	AGS Racing	CRG	38.898	0.065	Rotax Minimax, Raket, Mini 60 - free practice 5
3	44	Ragnar VEERUS	TARK Racing	CRG	38.898	0.065	Rotax Minimax - qualification race - 10 minutes
4	65	Martin LEOTOOTS	Kuningamäe Kart	CRG	39.137	0.304	Rotax Minimax, Raket, Mini 60 - free practice 2
5	26	Roberts VITOLS	Provento Racing	CRG	39.198	0.365	Rotax Minimax - qualification race - 10 minutes
6	2	Valters ZVIEDRIS	TARK Racing	MS Kart	39.223	0.390	Rotax Minimax, Raket, Mini 60 - free practice 3
7	6	Kert William REINASTE	TGT Racing	Tony Kart	39.452	0.619	Rotax Minimax, Raket, Mini 60 - free practice 6
8	19	Artsemi KAMIANOK	Talvar Racing	Intrepid	39.558	0.725	Rotax Minimax, Raket, Mini 60 - free practice 2
9	16	Matvej MAKUSIN	RB Sport	Birel	39.607	0.774	Rotax Minimax - qualification race - 10 minutes
10	77	Daniel BITTMAN	AGS Racing	Zanardi	39.618	0.785	Rotax Minimax - qualification race - 10 minutes
11	14	Rasmus ARRAS	TARK Racing	Tony Kart	39.991	1.158	Rotax Minimax, Raket, Mini 60 - free practice 6

Organizer: Birkenwald MTÜ

Orbits

Clerk of the Course: Rainer Kallas

Secretary of race: Ingrid Kiiver-Riisman; Merle Niglas

Timekeeper: Asper Leppik

Results and Laptimes: www.mylaps.ee

Printed: 5.05.2013 16:00:06

MYLAPS

Eesti MV I etapp kardispordis-Tabasalu

Sorted on Best Lap time

Micro 60, Raket, Mini 60

Tabasalu Karting Track, Estonia 0,963 Km

Micro 60, Raket, Mini 60 - warm up

4.05.2013 09:09

Practice started at 9:10:00

Pos	No.	Name	Race Team	Chassis	Best Tm	Diff	Gap	Laps	In Lap	Best Speed
Micro 60										
1	62	Irina SIDORKOVA	Talvar Racing	Lenzo	41.746			11	9	83,045
2	111	Alexander VILAEV	Liqui Moly Roli Team	Lenzo	42.306	0.560	0.560	10	10	81,946
3	5	Karl-Markus SEI	TGT Racing	Tony Kart	42.447	0.701	0.141	10	10	81,674
4	7	Paul ARON	AIX Racing Team	Tony Kart	42.744	0.998	0.297	11	9	81,106
5	21	Karl-Kenneth NEUHAUS	Gear Racing	Haase	42.779	1.033	0.035	11	10	81,040
6	17	Robin SÄRG	Gear Racing	Haase	42.802	1.056	0.023	11	11	80,996
7	8	Marko Andreas MURU	AIX Racing Team	Zanardi	42.878	1.132	0.076	11	8	80,853
8	6	Rimmo KADAPIK	AIX Racing Team	Tony Kart	42.886	1.140	0.008	11	9	80,838
9	15	Gustavs MALINS	MRG Racing	Gillard	43.300	1.554	0.414	11	11	80,065
10	23	Christofer LEPASTE	Gear Racing	Haase	43.937	2.191	0.637	6	5	78,904
11	41	Andreas AULIK	Gear Racing	Haase	45.807	4.061	1.870	7	7	75,683

Mini 60

1	47	Mattias Erik RASS	TARK Racing	Birel	42.201			11	6	82,150
---	----	-------------------	-------------	-------	--------	--	--	----	---	--------

Raket

1	1	Erich KÜHN	Liqui Moly Roli Team	CRG	42.543			11	9	81,489
2	5	Kardo TAMM	TGT Racing	Tony Kart	45.205	2.662	2.662	10	5	76,691
3	4	Vassili SUMIN	AGS Racing	CRG	46.626	4.083	1.421	10	10	74,353

Eesti MV I etapp kardisportis-Tabasalu

Sorted on Laps

Micro 60, Raket, Mini 60

Tabasalu Karting Track, Estonia 0,963 Km

Micro 60, Raket, Mini 60 - semifinal - 10 laps

4.05.2013 11:10

Race (10 Laps) started at 11:13:42

Pos	No.	Name	Race Team	Chassis	Laps	Total Tm	Diff	Best Tm	In Lap	Best Speed	Points
Micro 60											
1	62	Irina SIDORKOVA	Talvar Racing	Lenzo	10	7:03.126		41.897	6	82,746	15
2	111	Alexander VILAEV	Liqui Moly Roli Team	Lenzo	10	7:04.931	1.805	41.986	6	82,570	12
3	6	Rimmo KADAPIK	AIX Racing Team	Tony Kart	10	7:06.150	3.024	42.179	9	82,193	10
4	21	Karl-Kenneth NEUHAUS	Gear Racing	Haase	10	7:06.621	3.495	42.179	8	82,193	9
5	5	Karl-Markus SEI	TGT Racing	Tony Kart	10	7:06.892	3.766	42.164	10	82,222	8
6	17	Robin SÄRG	Gear Racing	Haase	10	7:10.045	6.919	42.414	5	81,737	7
7	8	Marko Andreas MURU	AIX Racing Team	Zanardi	10	7:12.123	8.997	42.326	10	81,907	6
8	15	Gustavs MALINS	MRG Racing	Gillard	10	7:12.289	9.163	42.601	6	81,378	5
9	7	Paul ARON	AIX Racing Team	Tony Kart	10	7:12.426	9.300	42.311	9	81,936	4
10	23	Christofer LEPASTE	Gear Racing	Haase	10	7:19.422	16.296	43.293	5	80,078	3
11	41	Andreas AULIK	Gear Racing	Haase		1.338	10 Laps		0	-	0

Mini 60

1	47	Mattias Erik RASS	TARK Racing	Birel	10	7:07.679		41.513	6	83,511	15
---	----	-------------------	-------------	-------	----	----------	--	--------	---	--------	----

Raket

1	1	Erich KÜHN	Liqui Moly Roli Team	CRG	10	7:17.013		42.566	10	81,445	15
2	4	Vassili SUMIN	AGS Racing	CRG	9	7:04.214	1 Lap	46.123	8	75,164	12
3	5	Kardo TAMM	TGT Racing	Tony Kart	9	7:04.988	1 Lap	45.622	2	75,990	10

Announcements

Nr. 62 Irina Sidorkova - uus Micro 60 klassi võistlussõidurekord 41,897

Nr. 47 Mattias Erik Rass - uus Mini 60 klassi võistlussõidurekord 41,513

Margin of Victory	Avg. Speed	Best Lap Tm	Best Spd	Best Lap by
1.805	81,933	41.513	83,511	47 - Mattias Erik RASS

Organizer: Birkenwald MTÜ

Orbits

Clerk of the Course: Rainer Kallas

Secretary of race: Ingrid Kiiver-Riisman; Merle Niglas

Timekeeper: Asper Leppik

Results and Laptimes: www.mylaps.ee

Printed: 5.05.2013 16:00:56

MYLAPS

Eesti MV I etapp kardisportdis-Tabasalu

Micro 60, Raket, Mini 60

Tabasalu Karting Track, Estonia 0,963 Km

Micro 60, Raket, Mini 60 - semifinal - 10 laps

4.05.2013 11:10

Race (10 Laps) started at 11:13:42

Lap	Lap Tm	Diff	Gap	Time of Day
(62) Irina SIDORKOVA				
1	44.129	+2.232		11:14:26.201
2	42.287	+0.390	-1.842	11:15:08.488
3	42.245	+0.348	-0.042	11:15:50.733
4	42.260	+0.363	+0.015	11:16:32.993
5	42.125	+0.228	-0.135	11:17:15.118
6	41.897	-0.228		11:17:57.015
7	41.971	+0.074	+0.074	11:18:38.986
8	42.026	+0.129	+0.055	11:19:21.012
9	41.935	+0.038	-0.091	11:20:02.947
10	42.251	+0.354	+0.316	11:20:45.198
Best Tm:	41.897			

Lap	Lap Tm	Diff	Gap	Time of Day
(111) Alexander VILAEV				
1	44.357	+2.371		11:14:26.507
2	42.636	+0.650	-1.721	11:15:09.143
3	42.275	+0.289	-0.361	11:15:51.418
4	42.258	+0.272	-0.017	11:16:33.676
5	42.357	+0.371	+0.099	11:17:16.033
6	41.986	-0.371		11:17:58.019
7	42.122	+0.136	+0.136	11:18:40.141
8	42.214	+0.228	+0.092	11:19:22.355
9	42.083	+0.097	-0.131	11:20:04.438
10	42.565	+0.579	+0.482	11:20:47.003
Best Tm:	41.986			

Lap	Lap Tm	Diff	Gap	Time of Day
(6) Rimmo KADAPIK				
1	44.497	+2.318		11:14:26.808
2	42.547	+0.368	-1.950	11:15:09.355
3	42.246	+0.067	-0.301	11:15:51.601
4	42.899	+0.720	+0.653	11:16:34.500
5	42.233	+0.054	-0.666	11:17:16.733
6	42.295	+0.116	+0.062	11:17:59.028
7	42.377	+0.198	+0.082	11:18:41.405
8	42.358	+0.179	-0.019	11:19:23.763
9	42.179	-0.179		11:20:05.942
10	42.280	+0.101	+0.101	11:20:48.222
Best Tm:	42.179			

Lap	Lap Tm	Diff	Gap	Time of Day
(21) Karl-Kenneth NEUHAUS				
1	44.645	+2.466		11:14:27.065
2	42.451	+0.272	-2.194	11:15:09.516
3	42.319	+0.140	-0.132	11:15:51.835
4	42.758	+0.579	+0.439	11:16:34.593
5	42.335	+0.156	-0.423	11:17:16.928
6	42.319	+0.140	-0.016	11:17:59.247
7	42.486	+0.307	+0.167	11:18:41.733
8	42.179	-0.307		11:19:23.912
9	42.368	+0.189	+0.189	11:20:06.280
10	42.413	+0.234	+0.045	11:20:48.693
Best Tm:	42.179			

Lap	Lap Tm	Diff	Gap	Time of Day
(5) Karl-Markus SEI				
1	45.024	+2.860		11:14:27.373
2	42.718	+0.554	-2.306	11:15:10.091
3	42.300	+0.136	-0.418	11:15:52.391
4	42.550	+0.386	+0.250	11:16:34.941
5	42.464	+0.300	-0.086	11:17:17.405
6	42.278	+0.114	-0.186	11:17:59.683
7	42.506	+0.342	+0.228	11:18:42.189
8	42.383	+0.219	-0.123	11:19:24.572
9	42.228	+0.064	-0.155	11:20:06.800
10	42.164	-0.064		11:20:48.964
Best Tm:	42.164			

Lap	Lap Tm	Diff	Gap	Time of Day
(47) Mattias Erik RASS				
1	44.127	+2.614		11:14:31.505

Lap	Lap Tm	Diff	Gap	Time of Day
(17) Robin SÄRG				
2	41.683	+0.170	-2.444	11:15:13.188
3	43.142	+1.629	+1.459	11:15:56.330
4	41.862	+0.349	-1.280	11:16:38.192
5	41.993	+0.480	+0.131	11:17:20.185
6	41.513	-0.480		11:18:01.698
7	42.803	+1.290	+1.290	11:18:44.501
8	41.959	+0.446	-0.844	11:19:26.460
9	41.682	+0.169	-0.277	11:20:08.142
10	41.609	+0.096	-0.073	11:20:49.751
Best Tm:	41.513			

Lap	Lap Tm	Diff	Gap	Time of Day
(8) Marko Andreas MURU				
1	45.781	+3.367		11:14:28.540
2	43.061	+0.647	-2.720	11:15:11.601
3	42.483	+0.069	-0.578	11:15:54.084
4	42.748	+0.334	+0.265	11:16:36.832
5	42.414	-0.334		11:17:19.246
6	42.419	+0.005	+0.005	11:18:01.665
7	42.796	+0.382	+0.377	11:18:44.461
8	42.425	+0.011	-0.371	11:19:26.886
9	42.461	+0.047	+0.036	11:20:09.347
10	42.770	+0.356	+0.309	11:20:52.117
Best Tm:	42.414			

Lap	Lap Tm	Diff	Gap	Time of Day
(15) Gustavs MALINS				
1	46.042	+3.716		11:14:28.836
2	43.844	+1.518	-2.198	11:15:12.680
3	43.031	+0.705	-0.813	11:15:55.711
4	43.039	+0.713	+0.008	11:16:38.750
5	42.662	+0.336	-0.377	11:17:21.412
6	42.594	+0.268	-0.068	11:18:04.006
7	42.479	+0.153	-0.115	11:18:46.485
8	42.752	+0.426	+0.273	11:19:29.237
9	42.632	+0.306	-0.120	11:20:11.869
10	42.326	-0.306		11:20:54.195
Best Tm:	42.326			

Lap	Lap Tm	Diff	Gap	Time of Day
(7) Paul ARON				
1	46.535	+4.224		11:14:29.186
2	43.540	+1.229	-2.995	11:15:12.726
3	43.489	+1.178	-0.051	11:15:56.215
4	42.914	+0.603	-0.575	11:16:39.129
5	42.951	+0.640	+0.037	11:17:22.080
6	42.667	+0.356	-0.284	11:18:04.747
7	42.618	+0.307	-0.049	11:18:47.365
8	42.488	+0.177	-0.130	11:19:29.853
9	42.311	-0.177		11:20:12.164
10	42.334	+0.023	+0.023	11:20:54.498
Best Tm:	42.311			

Lap	Lap Tm	Diff	Gap	Time of Day
(1) Erich KÜHN				
1	44.805	+2.239		11:14:32.031
2	43.096	+0.530	-1.709	11:15:15.127
3	42.935	+0.369	-0.161	11:15:58.062
4	43.192	+0.626	+0.257	11:16:41.254

Lap	Lap Tm	Diff	Gap	Time of Day
(23) Christofer LEPASTE				
5	43.052	+0.486	-0.140	11:17:24.306
6	42.794	+0.228	-0.258	11:18:07.100
7	43.435	+0.869	+0.641	11:18:50.535
8	43.268	+0.702	-0.167	11:19:33.803
9	42.716	+0.150	-0.552	11:20:16.519
10	42.566	-0.150		11:20:59.085
Best Tm:	42.566			

Lap	Lap Tm	Diff	Gap	Time of Day
(4) Vassili SUMIN				
1	46.460	+3.167		11:14:29.441
2	43.642	+0.349	-2.818	11:15:13.083
3	43.814	+0.521	+0.172	11:15:56.897
4	43.376	+0.083	-0.438	11:16:40.273
5	43.293	-0.083		11:17:23.566
6	43.315	+0.022	+0.022	11:18:06.881
7	43.613	+0.320	+0.298	11:18:50.494
8	44.241	+0.948	+0.628	11:19:34.735
9	43.301	+0.008	-0.940	11:20:18.036
10	43.458	+0.165	+0.157	11:21:01.494
Best Tm:	43.293			

Lap	Lap Tm	Diff	Gap	Time of Day
(5) Kardo TAMM				
1	47.395	+1.272		11:14:35.587
2	46.656	+0.533	-0.739	11:15:22.243
3	46.444	+0.321	-0.212	11:16:08.687
4	46.127	+0.004	-0.317	11:16:54.814
5	46.165	+0.042	+0.038	11:17:40.979
6	46.307	+0.184	+0.142	11:18:27.286
7	46.199	+0.076	-0.108	11:19:13.485
8	46.123	-0.076		11:19:59.608
9	46.678	+0.555	+0.555	11:20:46.286
Best Tm:	46.123			

Lap	Lap Tm	Diff	Gap	Time of Day
(41) Andreas AULIK				
1	48.407	+2.785		11:14:36.844
2	45.622	-2.785		11:15:22.466
3	46.548	+0.926	+0.926	11:16:09.014
4	46.268	+0.646	-0.280	11:16:55.282
5	45.970	+0.348	-0.298	11:17:41.252
6	46.193	+0.571	+0.223	11:18:27.445
7	46.187	+0.565	-0.006	11:19:13.632
8	46.207	+0.585	+0.020	11:19:59.839
9	47.221	+1.599	+1.014	11:20:47.060
Best Tm:	45.622			

Lap	Lap Tm	Diff	Gap	Time of Day
(1) Andreas AULIK				
Best Tm:				

Eesti MV I etapp kardispordis-Tabasalu

Lapchart

Micro 60, Raket, Mini 60

Tabasalu Karting Track, Estonia 0,963 Km

Micro 60, Raket, Mini 60 - semifinal - 10 laps

4.05.2013 11:10

Race (10 Laps) started at 11:13:42

Competitors	Laps										
	0	1	2	3	4	5	6	7	8	9	10
Irina SIDORKOVA (62)	1	62	62	62	62	62	62	62	62	62	62
Alexander VILAEV (111)	2	111	111	111	111	111	111	111	111	111	111
Rimmo KADAPIK (6)	3	6	6	6	6	6	6	6	6	6	6
Karl-Markus SEI (5)	4	5	21	21	21	21	21	21	21	21	21
Karl-Kenneth NEUHAUS (21)	5	21	5	5	5	5	5	5	5	5	5
Gustavs MALINS (15)	6	15	15	17	17	17	17	17	17	47	47
Paul ARON (7)	7	7	17	15	15	15	47	47	47	17	17
Robin SÄRG (17)	8	17	8	8	8	47	15	15	15	15	8
Marko Andreas MURU (8)	9	8	7	7	7	8	8	8	8	8	15
Christofer LEPASTE (23)	10	23	23	23	47	7	7	7	7	7	7
Andreas AULIK (41)	11	41	47	47	23	23	23	23	23	1	1
Erich KÜHN (1)	12	1	1	1	1	1	1	1	1	23	23
Mattias Erik RASS (47)	13	47	4	4	4	4	4	4	4	4	4
Vassili SUMIN (4)	14	4	5	5	5	5	5	5	5	5	5
Kardo TAMM (5)	15	5									

Organizer: Birkenwald MTÜ

Orbits

Clerk of the Course: Rainer Kallas

Secretary of race: Ingrid Kiiver-Riisman; Merle Niglas

Timekeeper: Asper Leppik

Results and Laptimes: www.mylaps.ee

Printed: 5.05.2013 16:01:15

MYLAPS

Eesti MV I etapp kardispordis-Tabasalu

Sorted on Laps

Micro 60, Raket, Mini 60

Tabasalu Karting Track, Estonia 0,963 Km

Micro 60, Raket, Mini 60 - final race - 12 laps

4.05.2013 13:55

Race (12 Laps) started at 13:57:04

Pos	No.	Name	Race Team	Chassis	Laps	Total Tm	Diff	Best Tm	In Lap	Best Speed	Points
Micro 60											
1	62	Irina SIDORKOVA	Talvar Racing	Lenzo	12	8:25.744		41.935	9	82,671	30
2	111	Alexander VILAEV	Liqui Moly Roli Team	Lenzo	12	8:29.262	3.518	42.131	4	82,286	24
3	21	Karl-Kenneth NEUHAUS	Gear Racing	Haase	12	8:34.018	8.274	42.219	12	82,115	20
4	17	Robin SÄRG	Gear Racing	Haase	12	8:35.304	9.560	42.265	5	82,025	18
5	7	Paul ARON	AIX Racing Team	Tony Kart	12	8:37.664	11.920	42.379	8	81,805	16
6	6	Rimmo KADAPIK	AIX Racing Team	Tony Kart	11	8:52.892	1 Lap	42.521	6	81,531	14
7	15	Gustavs MALINS	MRG Racing	Gillard	10	8:40.890	2 Laps	42.451	8	81,666	12
8	41	Andreas AULIK	Gear Racing	Haase	10	8:54.299	2 Laps	46.198	10	75,042	10
9	5	Karl-Markus SEI	TGT Racing	Tony Kart		0.424	12 Laps		0	-	0
10	8	Marko Andreas MURU	AIX Racing Team	Zanardi		0.536	12 Laps		0	-	0
11	23	Christofer LEPASTE	Gear Racing	Haase		0.921	12 Laps		0	-	0

Mini 60

1	47	Mattias Erik RASS	TARK Racing	Birel	12	8:33.737		41.684	7	83,169	30
---	----	-------------------	-------------	-------	----	----------	--	--------	---	--------	----

Raket

1	1	Erich KÜHN	Liqui Moly Roli Team	CRG	12	8:41.884		42.412	8	81,741	30
2	4	Vassili SUMIN	AGS Racing	CRG	11	8:52.723	1 Lap	46.546	8	74,481	24
3	5	Kardo TAMM	TGT Racing	Tony Kart		6.097	12 Laps		0	-	0

Margin of Victory

Avg. Speed

Best Lap Tm

Best Spd

Best Lap by

3.518

82,258

41.684

83,169

47 - Mattias Erik RASS

Organizer: Birkenwald MTÜ

Orbits

Clerk of the Course: Rainer Kallas

Secretary of race: Ingrid Kiiver-Riisman; Merle Niglas

Timekeeper: Asper Leppik

Results and Laptimes: www.mylaps.ee

Printed: 5.05.2013 16:01:30

MYLAPS

Eesti MV I etapp kardispordis-Tabasalu

Micro 60, Raket, Mini 60

Tabasalu Karting Track, Estonia 0,963 Km

Micro 60, Raket, Mini 60 - final race - 12 laps

4.05.2013 13:55

Race (12 Laps) started at 13:57:04

Lap	Lap Tm	Diff	Gap	Time of Day
(62) Irina SIDORKOVA				
1	42.997	+1.062		13:57:47.136
2	42.258	+0.323	-0.739	13:58:29.394
3	42.276	+0.341	+0.018	13:59:11.670
4	42.047	+0.112	-0.229	13:59:53.717
5	42.039	+0.104	-0.008	14:00:35.756
6	42.073	+0.138	+0.034	14:01:17.829
7	41.966	+0.031	-0.107	14:01:59.795
8	42.014	+0.079	+0.048	14:02:41.809
9	41.935	-0.079	-0.079	14:03:23.744
10	42.002	+0.067	+0.067	14:04:05.746
11	42.103	+0.168	+0.101	14:04:47.849
12	42.034	+0.099	-0.069	14:05:29.883
Best Tm:	41.935			

Lap	Lap Tm	Diff	Gap	Time of Day
(111) Alexander VILAEV				
1	43.777	+1.646		13:57:48.070
2	42.719	+0.588	-1.058	13:58:30.789
3	42.162	+0.031	-0.557	13:59:12.951
4	42.131	-0.031	-0.031	13:59:55.082
5	42.148	+0.017	+0.017	14:00:37.230
6	42.321	+0.190	+0.173	14:01:19.551
7	42.307	+0.176	-0.014	14:02:01.858
8	42.134	+0.003	-0.173	14:02:43.992
9	42.334	+0.203	+0.200	14:03:26.326
10	42.479	+0.348	+0.145	14:04:08.805
11	42.217	+0.086	-0.262	14:04:51.022
12	42.379	+0.248	+0.162	14:05:33.401
Best Tm:	42.131			

Lap	Lap Tm	Diff	Gap	Time of Day
(47) Mattias Erik RASS				
1	43.245	+1.561		13:57:52.904
2	42.013	+0.329	-1.232	13:58:34.917
3	42.101	+0.417	+0.088	13:59:17.018
4	42.842	+1.158	+0.741	13:59:59.860
5	42.058	+0.374	-0.784	14:00:41.918
6	41.911	+0.227	-0.147	14:01:23.829
7	41.684	-0.227	-0.227	14:02:05.513
8	42.469	+0.785	+0.785	14:02:47.982
9	42.372	+0.688	-0.097	14:03:30.354
10	42.586	+0.902	+0.214	14:04:12.940
11	42.471	+0.787	-0.115	14:04:55.411
12	42.465	+0.781	-0.006	14:05:37.876
Best Tm:	41.684			

Lap	Lap Tm	Diff	Gap	Time of Day
(21) Karl-Kenneth NEUHAUS				
1	44.945	+2.726		13:57:49.328
2	42.733	+0.514	-2.212	13:58:32.061
3	42.870	+0.651	+0.137	13:59:14.931
4	42.561	+0.342	-0.309	13:59:57.492
5	42.445	+0.226	-0.116	14:00:39.937
6	42.635	+0.416	+0.190	14:01:22.572
7	42.682	+0.463	+0.047	14:02:05.254
8	42.438	+0.219	-0.244	14:02:47.692
9	42.555	+0.336	+0.117	14:03:30.247
10	43.142	+0.923	+0.587	14:04:13.389
11	42.549	+0.330	-0.593	14:04:55.938
12	42.219	-0.330	-0.330	14:05:38.157
Best Tm:	42.219			

Lap	Lap Tm	Diff	Gap	Time of Day
(17) Robin SÄRG				
1	45.105	+2.840		13:57:49.614
2	43.130	+0.865	-1.975	13:58:32.744
3	42.730	+0.465	-0.400	13:59:15.474
4	42.353	+0.088	-0.377	13:59:57.827
5	42.265	-0.088	-0.088	14:00:40.092
6	42.880	+0.615	+0.615	14:01:22.972
7	42.413	+0.148	-0.467	14:02:05.385

Lap	Lap Tm	Diff	Gap	Time of Day
8	42.512	+0.247	+0.099	14:02:47.897
9	42.627	+0.362	+0.115	14:03:30.524
10	42.986	+0.721	+0.359	14:04:13.510
11	43.496	+1.231	+0.510	14:04:57.006
12	42.437	+0.172	-1.059	14:05:39.443
Best Tm:	42.265			

Lap	Lap Tm	Diff	Gap	Time of Day
(7) Paul ARON				
1	45.585	+3.206		13:57:50.486
2	43.516	+1.137	-2.069	13:58:34.002
3	42.924	+0.545	-0.592	13:59:16.926
4	42.830	+0.451	-0.094	13:59:59.756
5	43.234	+0.855	+0.404	14:00:42.990
6	42.604	+0.225	-0.630	14:01:25.594
7	42.727	+0.348	+0.123	14:02:08.321
8	42.379	-0.348	-0.348	14:02:50.700
9	42.920	+0.541	+0.541	14:03:33.620
10	42.943	+0.564	+0.023	14:04:16.563
11	42.842	+0.463	-0.101	14:04:59.405
12	42.398	+0.019	-0.444	14:05:41.803
Best Tm:	42.379			

Lap	Lap Tm	Diff	Gap	Time of Day
(1) Erich KÜHN				
1	44.051	+1.639		13:57:53.736
2	42.756	+0.344	-1.295	13:58:36.492
3	42.792	+0.380	+0.036	13:59:19.284
4	42.946	+0.534	+0.154	14:00:02.230
5	42.921	+0.509	-0.025	14:00:45.151
6	42.550	+0.138	-0.371	14:01:27.701
7	42.492	+0.080	-0.058	14:02:10.193
8	42.412	-0.080	-0.080	14:02:52.605
9	43.671	+1.259	+1.259	14:03:36.276
10	42.674	+0.262	-0.997	14:04:18.950
11	43.023	+0.611	+0.349	14:05:01.973
12	44.050	+1.638	+1.027	14:05:46.023
Best Tm:	42.412			

Lap	Lap Tm	Diff	Gap	Time of Day
(4) Vassili SUMIN				
1	46.701	+0.155		13:57:56.737
2	46.670	+0.124	-0.031	13:58:43.407
3	46.815	+0.269	+0.145	13:59:30.222
4	46.760	+0.214	-0.055	14:00:16.982
5	46.926	+0.380	+0.166	14:01:03.908
6	46.722	+0.176	-0.204	14:01:50.630
7	46.613	+0.067	-0.109	14:02:37.243
8	46.546	-0.067	-0.067	14:03:23.789
9	47.394	+0.848	+0.848	14:04:11.183
10	58.717	+12.171	+11.323	14:05:09.900
11	46.962	+0.416	-11.755	14:05:56.862
Best Tm:	46.546			

Lap	Lap Tm	Diff	Gap	Time of Day
(6) Rimmo KADAPIK				
1	45.298	+2.777		13:57:49.673
2	43.585	+1.064	-1.713	13:58:33.258
3	43.619	+1.098	+0.034	13:59:16.877
4	1:33.658	+51.137	+50.039	14:00:50.535
5	50.665	+8.144	-42.993	14:01:41.200
6	42.521	-8.144	-8.144	14:02:23.721
7	42.574	+0.053	+0.053	14:03:06.295
8	42.672	+0.151	+0.098	14:03:48.967
9	42.539	+0.018	-0.133	14:04:31.506
10	42.526	+0.005	-0.013	14:05:14.032
11	42.999	+0.478	+0.473	14:05:57.031
Best Tm:	42.521			

Lap	Lap Tm	Diff	Gap	Time of Day
(15) Gustavs MALINS				
1	2:12.101	+1:29.650		13:59:16.767
2	45.278	+2.827	1:26.823	14:00:02.045

Lap	Lap Tm	Diff	Gap	Time of Day
3	43.507	+1.056	-1.771	14:00:45.552
4	42.640	+0.189	-0.867	14:01:28.192
5	42.685	+0.234	+0.045	14:02:10.877
6	42.576	+0.125	-0.109	14:02:53.453
7	43.161	+0.710	+0.585	14:03:36.614
8	42.451	-0.710	-0.710	14:04:19.065
9	43.021	+0.570	+0.570	14:05:02.086
10	42.943	+0.492	-0.078	14:05:45.029
Best Tm:	42.451			

Lap	Lap Tm	Diff	Gap	Time of Day
(41) Andreas AULIK				
1	55.445	+9.247		13:58:06.648
2	47.210	+1.012	-8.235	13:58:53.858
3	1:30.916	+44.718	+43.706	14:00:24.774
4	48.662	+2.464	-42.254	14:01:13.436
5	46.940	+0.742	-1.722	14:02:00.376
6	49.497	+3.299	+2.557	14:02:49.873
7	48.388	+2.190	-1.109	14:03:38.261
8	46.717	+0.519	-1.671	14:04:24.978
9	47.262	+1.064	+0.545	14:05:12.240
10	46.198	-1.064	-1.064	14:05:58.438
Best Tm:	46.198			

Lap	Lap Tm	Diff	Gap	Time of Day
(5) Karl-Markus SEI				
Best Tm:				

Lap	Lap Tm	Diff	Gap	Time of Day
(8) Marko Andreas MURU				
Best Tm:				

Lap	Lap Tm	Diff	Gap	Time of Day
(23) Christofer LEPASTE				
Best Tm:				

Lap	Lap Tm	Diff	Gap	Time of Day
(5) Kardo TAMM				
Best Tm:				

Eesti MV I etapp kardisportdis-Tabasalu

Lapchart

Micro 60, Raket, Mini 60

Tabasalu Karting Track, Estonia 0,963 Km

Micro 60, Raket, Mini 60 - final race - 12 laps

4.05.2013 13:55

Race (12 Laps) started at 13:57:04

Competitors	Laps												
	0	1	2	3	4	5	6	7	8	9	10	11	12
Irina SIDORKOVA (62)	1	62	62	62	62	62	62	62	62	62	62	62	62
Alexander VILAEV (111)	2	111	111	111	111	111	111	111	111	111	111	111	111
Rimmo KADAPIK (6)	3	6	21	21	21	21	21	21	21	21	47	47	47
Karl-Kenneth NEUHAUS (21)	4	21	17	17	17	17	17	17	17	47	21	21	21
Robin SÄRG (17)	5	17	6	6	6	7	47	47	47	47	17	17	17
Karl-Markus SEI (5)	6	5	7	7	7	47	7	7	7	7	7	7	7
Gustavs MALINS (15)	7	15	47	47	47	1	1	1	1	1	1	1	1
Marko Andreas MURU (8)	8	8	1	1	1	4	4	4	4	4	4	4	4
Paul ARON (7)	9	7	4	4	4	6	6	6	6	6	6	6	6
Christofer LEPASTE (23)	10	23	41	41	41	41	41	41	15	15	15	15	
Mattias Erik RASS (47)	11	47	15	15	15	15	15	15	41	41	41	41	
Erich KÜHN (1)	12	1											
Vassili SUMIN (4)	13	4											
Kardo TAMM (5)	14	5											
Andreas AULIK (41)	15	41											

Organizer: Birkenwald MTÜ

Orbits

Clerk of the Course: Rainer Kallas

Secretary of race: Ingrid Kiiver-Riisman; Merle Niglas

Timekeeper: Asper Leppik

Results and Laptimes: www.mylaps.ee

Printed: 5.05.2013 16:01:43

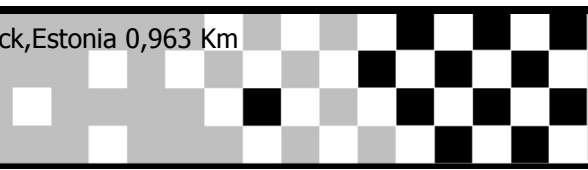
MYLAPS

Eesti MV I etapp kardispordis-Tabasalu

Micro 60, Raket, Mini 60

Tabasalu Karting Track, Estonia 0,963 Km

Raket - Summary



Pos	No.	Name	Race Team	Chassis	R1.	R2.	Total points
1	1	Erich KÜHN	Liqui Moly Roli Team	CRG	15	30	45
2	4	Vassili SUMIN	AGS Racing	CRG	12	24	36
3	5	Kardo TAMM	TGT Racing	Tony Kart	10	0	10

Organizer: Birkenwald MTÜ

Orbits

Clerk of the Course: Rainer Kallas

Secretary of race: Ingrid Kiiver-Riisman; Merle Niglas

Timekeeper: Asper Leppik

Results and Laptimes: www.mylaps.ee

Printed: 5.05.2013 16:02:10

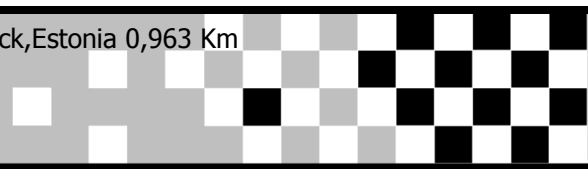
MYLAPS

Eesti MV I etapp kardispordis-Tabasalu

Micro 60, Raket, Mini 60

Tabasalu Karting Track, Estonia 0,963 Km

Micro 60, Raket, Mini 60 – Fastest time`s day 2



Pos	No.	Name	Race Team	Chassis	Overall BestTm	Diff	In Session
Micro 60							
1	62	Irina SIDORKOVA	Talvar Racing	Lenzo	41.746	0.233	Micro 60, Raket, Mini 60 - warm up
2	111	Alexander VILAEV	Liqui Moly Roli Team	Lenzo	41.986	0.473	Micro 60, Raket, Mini 60 - semifinal - 10 laps
3	5	Karl-Markus SEI	TGT Racing	Tony Kart	42.164	0.651	Micro 60, Raket, Mini 60 - semifinal - 10 laps
4	21	Karl-Kenneth NEUHAUS	Gear Racing	Haase	42.179	0.666	Micro 60, Raket, Mini 60 - semifinal - 10 laps
5	6	Rimmo KADAPIK	AIX Racing Team	Tony Kart	42.179	0.666	Micro 60, Raket, Mini 60 - semifinal - 10 laps
6	17	Robin SÄRG	Gear Racing	Haase	42.265	0.752	Micro 60, Raket, Mini 60 - final race - 12 laps
7	7	Paul ARON	AIX Racing Team	Tony Kart	42.311	0.798	Micro 60, Raket, Mini 60 - semifinal - 10 laps
8	8	Marko Andreas MURU	AIX Racing Team	Zanardi	42.326	0.813	Micro 60, Raket, Mini 60 - semifinal - 10 laps
9	15	Gustavs MALINS	MRG Racing	Gillard	42.451	0.938	Micro 60, Raket, Mini 60 - final race - 12 laps
10	23	Christofer LEPASTE	Gear Racing	Haase	43.293	1.780	Micro 60, Raket, Mini 60 - semifinal - 10 laps
11	41	Andreas AULIK	Gear Racing	Haase	45.807	4.294	Micro 60, Raket, Mini 60 - warm up
Mini 60							
1	47	Mattias Erik RASS	TARK Racing	Birel	41.513		Micro 60, Raket, Mini 60 - semifinal - 10 laps
Raket							
1	1	Erich KÜHN	Liqui Moly Roli Team	CRG	42.412	0.899	Micro 60, Raket, Mini 60 - final race - 12 laps
2	5	Kardo TAMM	TGT Racing	Tony Kart	45.205	3.692	Micro 60, Raket, Mini 60 - warm up
3	4	Vassili SUMIN	AGS Racing	CRG	46.123	4.610	Micro 60, Raket, Mini 60 - semifinal - 10 laps

Raket Eesti MV kardispordis 2013

2013

#1

Pos	No.	Name	Total	Diff	Gap	R1	R2	Total
1	1	Erich KÜHN	45	0	0	15	30	45
2	4	Vassili SUMIN	36	9	9	12	24	36
3	5	Kardo TAMM	10	35	26	10	0	10

Event Legend

#1 3.05.2013 Eesti MV I etapp kardispordis-Tabasalu