

RAHA 24 Eesti MV VII etapp kardispordis

Sorted on Best Lap time

Raket

KARTDAGÖ Hiiumaa Circuit 0,815 Km

Raket - qualifying - 10 minutes

12.08.2011 17:01

Qualifying started at 17:01:02

Pos	No.	Name	R	Nat	Entrant/Race Team	Chassis/Engine/Tyres	Best Tm	Diff	Gap	Laps	In Lap	Best Speed
1	10	Jüri Vips	R	EST	Liqui Moly Roli Team	CRG / Raket 85 / Bridgestone	42.508			13	11	69,022
2	6	Oliver Nurmik		EST	Aix Racing	Tony Kart / Raket 85 / Bridgestone	42.617	0.109	0.109	13	5	68,846
3	15	Ragnar Veerus		EST	Vihur Team	Tony Kart / Raket 85 / Bridgestone	42.670	0.162	0.053	14	12	68,760
4	22	Kaspar Korjus	R	EST	Aix Racing	Tony Kart / Raket 85 / Bridgestone	42.723	0.215	0.053	14	6	68,675
5	14	Paul August Lääne		EST	Talvar Racing	Zanardi / Raket 85 / Bridgestone	42.827	0.319	0.104	14	12	68,508
6	21	Mark Villem Moor	R	EST	Aix Racing	CRG / Raket 85 / Bridgestone	42.959	0.451	0.132	14	12	68,298
7	9	Kert William Reinaste	R	EST	Aix Racing	Tony Kart / Raket 85 / Bridgestone	43.412	0.904	0.453	14	10	67,585
8	16	Karl Johann Rass	R	EST	Scuderia Nordica	Tony Kart / Raket 85 / Bridgestone	43.418	0.910	0.006	14	12	67,576
9	17	Daniil Vehov		RUS	Liqui Moly Roli Team	CRG / Raket 85 / Bridgestone	43.505	0.997	0.087	12	12	67,441
10	11	Simon Loomets		EST	TGT Racing	Dino / Raket 85 / Bridgestone	43.631	1.123	0.126	14	11	67,246
11	117	Dmitry Derepovka		RUS	AGS Racing	Tony Kart / Raket 85 / Bridgestone	44.472	1.964	0.841	14	7	65,974

RAHA 24 Eesti MV VII etapp kardispordis

Raket

KARTDAGÕ Hiiumaa Circuit 0,815 Km

Raket - qualifying - 10 minutes

12.08.2011 17:01

Qualifying started at 17:01:02

Lap	Lap Tm	Diff	Time of Day
(10) Jüri Vips			
1	45.937	+3.429	17:02:49.644
2	51.708	+9.200	17:03:41.352
3	43.168	+0.660	17:04:24.520
4	42.849	+0.341	17:05:07.369
5	42.650	+0.142	17:05:50.019
6	42.689	+0.181	17:06:32.708
7	42.767	+0.259	17:07:15.475
8	46.807	+4.299	17:08:02.282
9	42.801	+0.293	17:08:45.083
10	42.580	+0.072	17:09:27.663
11	42.508		17:10:10.171
12	50.573	+8.065	17:11:00.744
13	42.778	+0.270	17:11:43.522

Lap	Lap Tm	Diff	Time of Day
(6) Oliver Nurmik			
1	46.006	+3.389	17:02:57.030
2	43.865	+1.248	17:03:40.895
3	43.228	+0.611	17:04:24.123
4	42.900	+0.283	17:05:07.023
5	42.617		17:05:49.640
6	42.980	+0.363	17:06:32.620
7	42.901	+0.284	17:07:15.521
8	48.237	+5.620	17:08:03.758
9	46.449	+3.832	17:08:50.207
10	43.907	+1.290	17:09:34.114
11	42.825	+0.208	17:10:16.939
12	43.094	+0.477	17:11:00.033
13	42.838	+0.221	17:11:42.871

Lap	Lap Tm	Diff	Time of Day
(15) Ragnar Veerus			
1	45.178	+2.508	17:01:55.962
2	44.316	+1.646	17:02:40.278
3	44.360	+1.690	17:03:24.638
4	43.596	+0.926	17:04:08.234
5	43.234	+0.564	17:04:51.468
6	43.094	+0.424	17:05:34.562
7	43.028	+0.358	17:06:17.590
8	43.000	+0.330	17:07:00.590
9	1:01.610	+18.940	17:08:02.200
10	43.763	+1.093	17:08:45.963
11	43.441	+0.771	17:09:29.404
12	42.670		17:10:12.074
13	42.982	+0.312	17:10:55.056
14	43.187	+0.517	17:11:38.243

Lap	Lap Tm	Diff	Time of Day
(22) Kaspar Korjus			
1	45.023	+2.300	17:01:55.040
2	55.490	+12.767	17:02:50.530
3	49.800	+7.077	17:03:40.330
4	43.885	+1.162	17:04:24.215
5	42.907	+0.184	17:05:07.122
6	42.723		17:05:49.845
7	43.649	+0.926	17:06:33.494
8	42.761	+0.038	17:07:16.255
9	43.691	+0.968	17:07:59.946
10	42.798	+0.075	17:08:42.744
11	51.114	+8.391	17:09:33.858
12	42.945	+0.222	17:10:16.803
13	43.044	+0.321	17:10:59.847
14	42.914	+0.191	17:11:42.761

Lap	Lap Tm	Diff	Time of Day
(14) Paul August Lääne			
1	44.924	+2.097	17:01:55.218
2	43.611	+0.784	17:02:38.829

Lap	Lap Tm	Diff	Time of Day
3	42.906	+0.079	17:03:21.735
4	42.930	+0.103	17:04:04.665
5	42.939	+0.112	17:04:47.604
6	43.272	+0.445	17:05:30.876
7	43.160	+0.333	17:06:14.036
8	42.985	+0.158	17:06:57.021
9	42.866	+0.039	17:07:39.887
10	42.963	+0.136	17:08:22.850
11	42.931	+0.104	17:09:05.781
12	42.827		17:09:48.608
13	43.105	+0.278	17:10:31.713
14	43.312	+0.485	17:11:15.025

Lap	Lap Tm	Diff	Time of Day
(21) Mark Villem Moor			
1	46.139	+3.180	17:02:00.924
2	44.344	+1.385	17:02:45.268
3	44.737	+1.778	17:03:30.005
4	43.368	+0.409	17:04:13.373
5	42.987	+0.028	17:04:56.360
6	45.216	+2.257	17:05:41.576
7	46.479	+3.520	17:06:28.055
8	43.437	+0.478	17:07:11.492
9	43.256	+0.297	17:07:54.748
10	43.426	+0.467	17:08:38.174
11	43.256	+0.297	17:09:21.430
12	42.959		17:10:04.389
13	43.001	+0.042	17:10:47.390
14	43.325	+0.366	17:11:30.715

Lap	Lap Tm	Diff	Time of Day
(9) Kert William Reinaste			
1	45.498	+2.086	17:01:57.157
2	44.243	+0.831	17:02:41.400
3	44.506	+1.094	17:03:25.906
4	45.374	+1.962	17:04:11.280
5	44.587	+1.175	17:04:55.867
6	44.374	+0.962	17:05:40.241
7	43.716	+0.304	17:06:23.957
8	43.989	+0.577	17:07:07.946
9	44.054	+0.642	17:07:52.000
10	43.412		17:08:35.412
11	43.719	+0.307	17:09:19.131
12	43.951	+0.539	17:10:03.082
13	43.927	+0.515	17:10:47.009
14	43.596	+0.184	17:11:30.605

Lap	Lap Tm	Diff	Time of Day
(16) Karl Johann Rass			
1	46.938	+3.520	17:02:07.118
2	44.951	+1.533	17:02:52.069
3	44.425	+1.007	17:03:36.494
4	44.187	+0.769	17:04:20.681
5	44.270	+0.852	17:05:04.951
6	44.510	+1.092	17:05:49.461
7	47.148	+3.730	17:06:36.609
8	44.493	+1.075	17:07:21.102
9	44.739	+1.321	17:08:05.841
10	44.200	+0.782	17:08:50.041
11	44.380	+0.962	17:09:34.421
12	43.418		17:10:17.839
13	44.167	+0.749	17:11:02.006
14	44.898	+1.480	17:11:46.904

Lap	Lap Tm	Diff	Time of Day
(17) Daniil Vehov			
1	45.112	+1.607	17:02:01.637
2	44.028	+0.523	17:02:45.665
3	43.982	+0.477	17:03:29.647
4	43.667	+0.162	17:04:13.314

Lap	Lap Tm	Diff	Time of Day
5	43.746	+0.241	17:04:57.060
6	43.939	+0.434	17:05:40.999
7	44.820	+1.315	17:06:25.819
8	49.494	+5.989	17:07:15.313
9	44.987	+1.482	17:08:00.300
10	43.680	+0.175	17:08:43.980
11	43.632	+0.127	17:09:27.612
12	43.505		17:10:11.117

Lap	Lap Tm	Diff	Time of Day
(11) Simon Loomets			
1	46.223	+2.592	17:02:00.504
2	44.664	+1.033	17:02:45.168
3	44.803	+1.172	17:03:29.971
4	44.539	+0.908	17:04:14.510
5	43.909	+0.278	17:04:58.419
6	43.658	+0.027	17:05:42.077
7	43.663	+0.032	17:06:25.740
8	47.267	+3.636	17:07:13.007
9	45.671	+2.040	17:07:58.678
10	43.916	+0.285	17:08:42.594
11	43.631		17:09:26.225
12	43.902	+0.271	17:10:10.127
13	43.813	+0.182	17:10:53.940
14	45.219	+1.588	17:11:39.159

Lap	Lap Tm	Diff	Time of Day
(117) Dmitry Derepovka			
1	47.841	+3.369	17:01:54.054
2	45.728	+1.256	17:02:39.782
3	45.916	+1.444	17:03:25.698
4	45.367	+0.895	17:04:11.065
5	44.651	+0.179	17:04:55.716
6	44.877	+0.405	17:05:40.593
7	44.472		17:06:25.065
8	44.965	+0.493	17:07:10.030
9	44.587	+0.115	17:07:54.617
10	44.494	+0.022	17:08:39.111
11	44.682	+0.210	17:09:23.793
12	44.614	+0.142	17:10:08.407
13	44.915	+0.443	17:10:53.322
14	44.720	+0.248	17:11:38.042

RAHA 24 Eesti MV VII etapp kardispordis

Raket KARTDAGÖ Hiiumaa Circuit 0,815 Km
 Raket - qualifying - 10 minutes 12.08.2011 17:01
 Qualifying started at 17:01:02



Rolling Start

POLE POSITION

2
6 Oliver Nurmik 42.617 Tony Kart / Raket 85 / Bridgestone
4
22 Kaspar Korjus 42.723 Tony Kart / Raket 85 / Bridgestone
6
21 Mark Villem Moor 42.959 CRG / Raket 85 / Bridgestone
8
16 Karl Johann Rass 43.418 Tony Kart / Raket 85 / Bridgestone
10
11 Simon Loomets 43.631 Dino / Raket 85 / Bridgestone

1
10 Jüri Vips 42.508 CRG / Raket 85 / Bridgestone
3
15 Ragnar Veerus 42.670 Tony Kart / Raket 85 / Bridgestone
5
14 Paul August Lääne 42.827 Zanardi / Raket 85 / Bridgestone
7
9 Kert William Reinaste 43.412 Tony Kart / Raket 85 / Bridgestone
9
17 Daniil Vehov 43.505 CRG / Raket 85 / Bridgestone
11
117 Dmitry Derepovka 44.472 Tony Kart / Raket 85 / Bridgestone

1
2
3
4
5
6



RAHA 24 Eesti MV VII etapp kardispordis

Sorted on Best Lap time

Raket

KARTDAGÕ Hiiumaa Circuit 0,815 Km

Raket - warm up - 8 minutes

13.08.2011 08:50

Practice started at 8:50:01

Pos	No.	Name	R	Nat	Entrant/Race Team	Chassis/Engine/Tyres	Best Tm	Diff	Gap	Laps	In Lap	Best Speed
1	10	Jüri Vips	R	EST	Liqui Moly Roli Team	CRG / Raket 85 / Bridgestone	42.402			11	10	69,195
2	21	Mark Villem Moor	R	EST	Aix Racing	CRG / Raket 85 / Bridgestone	42.535	0.133	0.133	11	9	68,978
3	22	Kaspar Korjus	R	EST	Aix Racing	Tony Kart / Raket 85 / Bridgestone	42.619	0.217	0.084	11	9	68,843
4	6	Oliver Nurmik		EST	Aix Racing	Tony Kart / Raket 85 / Bridgestone	42.671	0.269	0.052	11	8	68,759
5	14	Paul August Lääne		EST	Talvar Racing	Zanardi / Raket 85 / Bridgestone	42.708	0.306	0.037	11	9	68,699
6	15	Ragnar Veerus		EST	Vihur Team	Tony Kart / Raket 85 / Bridgestone	42.749	0.347	0.041	11	11	68,633
7	11	Simon Loomets		EST	TGT Racing	Dino / Raket 85 / Bridgestone	42.758	0.356	0.009	11	8	68,619
8	117	Dmitry Derepovka		RUS	AGS Racing	Tony Kart / Raket 85 / Bridgestone	43.123	0.721	0.365	11	10	68,038
9	9	Kert William Reinaste	R	EST	Aix Racing	Tony Kart / Raket 85 / Bridgestone	43.888	1.486	0.765	11	7	66,852
10	17	Daniil Vehov		RUS	Liqui Moly Roli Team	CRG / Raket 85 / Bridgestone	43.902	1.500	0.014	11	9	66,831
11	16	Karl Johann Rass	R	EST	Scuderia Nordica	Tony Kart / Raket 85 / Bridgestone	44.190	1.788	0.288	10	9	66,395

RAHA 24 Eesti MV VII etapp kardisportdis


Raket

KARTDAGÕ Hiiumaa Circuit 0,815 Km

Raket - warm up - 8 minutes

13.08.2011 08:50

Practice started at 8:50:01



Lap	Lap Tm	Diff	Time of Day
(10) Jüri Vips			
1	47.160	+4.758	8:51:00.099
2	45.498	+3.096	8:51:45.597
3	43.278	+0.876	8:52:28.875
4	44.532	+2.130	8:53:13.407
5	42.846	+0.444	8:53:56.253
6	42.646	+0.244	8:54:38.899
7	42.817	+0.415	8:55:21.716
8	43.313	+0.911	8:56:05.029
9	44.599	+2.197	8:56:49.628
10	42.402		8:57:32.030
11	42.429	+0.027	8:58:14.459

Lap	Lap Tm	Diff	Time of Day
(21) Mark Villem Moor			
1	46.752	+4.217	8:50:57.787
2	44.542	+2.007	8:51:42.329
3	43.884	+1.349	8:52:26.213
4	43.382	+0.847	8:53:09.595
5	42.946	+0.411	8:53:52.541
6	42.954	+0.419	8:54:35.495
7	42.832	+0.297	8:55:18.327
8	42.951	+0.416	8:56:01.278
9	42.535		8:56:43.813
10	42.842	+0.307	8:57:26.655
11	42.580	+0.045	8:58:09.235

Lap	Lap Tm	Diff	Time of Day
(22) Kaspar Korjus			
1	46.303	+3.684	8:50:53.366
2	43.827	+1.208	8:51:37.193
3	43.217	+0.598	8:52:20.410
4	43.292	+0.673	8:53:03.702
5	42.901	+0.282	8:53:46.603
6	42.845	+0.226	8:54:29.448
7	42.830	+0.211	8:55:12.278
8	42.687	+0.068	8:55:54.965
9	42.619		8:56:37.584
10	42.648	+0.029	8:57:20.232
11	42.673	+0.054	8:58:02.905

Lap	Lap Tm	Diff	Time of Day
(6) Oliver Nurmik			
1	47.780	+5.109	8:50:56.933
2	44.144	+1.473	8:51:41.077
3	43.109	+0.438	8:52:24.186
4	43.464	+0.793	8:53:07.650
5	42.823	+0.152	8:53:50.473
6	43.205	+0.534	8:54:33.678
7	42.931	+0.260	8:55:16.609
8	42.671		8:55:59.280
9	42.756	+0.085	8:56:42.036
10	42.694	+0.023	8:57:24.730
11	42.758	+0.087	8:58:07.488

Lap	Lap Tm	Diff	Time of Day
(14) Paul August Lääne			
1	47.844	+5.136	8:50:55.036
2	44.523	+1.815	8:51:39.559
3	44.014	+1.306	8:52:23.573
4	44.353	+1.645	8:53:07.926
5	42.846	+0.138	8:53:50.772
6	43.120	+0.412	8:54:33.892
7	42.838	+0.130	8:55:16.730
8	42.718	+0.010	8:55:59.448
9	42.708		8:56:42.156
10	42.727	+0.019	8:57:24.883
11	42.784	+0.076	8:58:07.667

Lap	Lap Tm	Diff	Time of Day
(15) Ragnar Veerus			
1	47.155	+4.406	8:50:59.974
2	46.038	+3.289	8:51:46.012
3	44.207	+1.458	8:52:30.219
4	43.429	+0.680	8:53:13.648
5	43.051	+0.302	8:53:56.699
6	43.374	+0.625	8:54:40.073
7	43.108	+0.359	8:55:23.181
8	42.855	+0.106	8:56:06.036
9	43.496	+0.747	8:56:49.532
10	43.107	+0.358	8:57:32.639
11	42.749		8:58:15.388

Lap	Lap Tm	Diff	Time of Day
(11) Simon Loomets			
1	47.397	+4.639	8:50:54.644
2	44.620	+1.862	8:51:39.264
3	44.528	+1.770	8:52:23.792
4	43.748	+0.990	8:53:07.540
5	43.146	+0.388	8:53:50.686
6	43.570	+0.812	8:54:34.256
7	43.003	+0.245	8:55:17.259
8	42.758		8:56:00.017
9	42.991	+0.233	8:56:43.008
10	43.042	+0.284	8:57:26.050
11	43.111	+0.353	8:58:09.161

Lap	Lap Tm	Diff	Time of Day
(117) Dmitry Derepovka			
1	48.266	+5.143	8:51:05.686
2	44.952	+1.829	8:51:50.638
3	44.007	+0.884	8:52:34.645
4	44.123	+1.000	8:53:18.768
5	43.479	+0.356	8:54:02.247
6	43.959	+0.836	8:54:46.206
7	43.392	+0.269	8:55:29.598
8	43.361	+0.238	8:56:12.959
9	43.160	+0.037	8:56:56.119
10	43.123		8:57:39.242
11	44.068	+0.945	8:58:23.310

Lap	Lap Tm	Diff	Time of Day
(9) Kert William Reinaste			
1	48.568	+4.680	8:50:58.957
2	45.039	+1.151	8:51:43.996
3	44.013	+0.125	8:52:28.009
4	44.107	+0.219	8:53:12.116
5	44.283	+0.395	8:53:56.399
6	44.449	+0.561	8:54:40.848
7	43.888		8:55:24.736
8	44.249	+0.361	8:56:08.985
9	44.104	+0.216	8:56:53.089
10	43.939	+0.051	8:57:37.028
11	44.207	+0.319	8:58:21.235

Lap	Lap Tm	Diff	Time of Day
(17) Daniil Vehov			
1	48.669	+4.767	8:50:59.889
2	45.636	+1.734	8:51:45.525
3	44.579	+0.677	8:52:30.104
4	44.688	+0.786	8:53:14.792
5	43.981	+0.079	8:53:58.773
6	44.198	+0.296	8:54:42.971
7	44.160	+0.258	8:55:27.131
8	43.966	+0.064	8:56:11.097
9	43.902		8:56:54.999
10	43.936	+0.034	8:57:38.935
11	44.669	+0.767	8:58:23.604

Lap	Lap Tm	Diff	Time of Day
(16) Karl Johann Rass			

RAHA 24 Eesti MV VII etapp kardispordis

Sorted on Laps

Raket KARTDAGÕ Hiiumaa Circuit 0,815 Km

Raket - prefinal race - 18 laps 13.08.2011 10:05

Race (18 Laps) started at 10:06:44

Pos	No.	Name	R	Nat	Entrant/Race Team	Chassis/Engine/Tyres	Laps	Total Tm	Diff	Gap	Best Tm	In Lap	Points
1	6	Oliver Nurmik		EST	Aix Racing	Tony Kart / Raket 85 / Bridgestor	18	12:47.858			42.098	16	15
2	10	Jüri Vips	R	EST	Liqui Moly Roli Team	CRG / Raket 85 / Bridgestone	18	12:47.966	0.108	0.108	42.156	16	12
3	22	Kaspar Korjus	R	EST	Aix Racing	Tony Kart / Raket 85 / Bridgestor	18	12:52.073	4.215	4.107	42.301	9	10
4	14	Paul August Lääne		EST	Talvar Racing	Zanardi / Raket 85 / Bridgestone	18	12:52.197	4.339	0.124	42.252	12	9
5	15	Ragnar Veerus		EST	Vihur Team	Tony Kart / Raket 85 / Bridgestor	18	12:57.174	9.316	4.977	42.707	9	8
6	11	Simon Loomets		EST	TGT Racing	Dino / Raket 85 / Bridgestone	18	13:13.101	25.243	15.927	43.384	7	7
7	21	Mark Villem Moor	R	EST	Aix Racing	CRG / Raket 85 / Bridgestone	18	13:13.519	25.661	0.418	43.068	7	6
8	117	Dmitry Derepovka		RUS	AGS Racing	Tony Kart / Raket 85 / Bridgestor	18	13:13.795	25.937	0.276	43.308	18	5
9	16	Karl Johann Rass	R	EST	Scuderia Nordica	Tony Kart / Raket 85 / Bridgestor	18	13:18.921	31.063	5.126	43.683	12	4
10	17	Daniil Vehov		RUS	Liqui Moly Roli Team	CRG / Raket 85 / Bridgestone	3	3:07.723	15 Laps	15 Laps	55.392	3	3
DNF	9	Kert William Reinaste	R	EST	Aix Racing	Tony Kart / Raket 85 / Bridgestor		0.620	DNF	3 Laps		0	0

Margin of Victory	Avg. Speed	Best Lap Tm	Best Speed	Best Lap by
0.108	68,778	42.098	69,695	6 - Oliver Nurmik

Organizer: MAK MTÜ Posted at:

Officialised at:

Orbits

Clerk of the Course: Erki Pakosta

Secretary of race: Ingrid Kiiver-Riisman; Merle Niglas

Official Timing: EAL Timing



RAHA 24 Eesti MV VII etapp kardisportis

Raket

KARTDAGÕ Hiiumaa Circuit 0,815 Km

Raket - prefinal race - 18 laps

13.08.2011 10:05

Race (18 Laps) started at 10:06:44

Lap	Lap Tm	Diff	Time of Day
(6) Oliver Nurmik			
1	44.196	+2.098	10:07:28.623
2	42.969	+0.871	10:08:11.592
3	43.095	+0.997	10:08:54.687
4	42.667	+0.569	10:09:37.354
5	42.632	+0.534	10:10:19.986
6	42.656	+0.558	10:11:02.642
7	42.642	+0.544	10:11:45.284
8	42.569	+0.471	10:12:27.853
9	42.429	+0.331	10:13:10.282
10	42.482	+0.384	10:13:52.764
11	42.355	+0.257	10:14:35.119
12	42.346	+0.248	10:15:17.465
13	42.295	+0.197	10:15:59.760
14	42.523	+0.425	10:16:42.283
15	42.827	+0.729	10:17:25.110
16	42.098		10:18:07.208
17	42.195	+0.097	10:18:49.403
18	42.776	+0.678	10:19:32.179

Lap	Lap Tm	Diff	Time of Day
(10) Jüri Vips			
1	43.933	+1.777	10:07:28.254
2	43.113	+0.957	10:08:11.367
3	42.986	+0.830	10:08:54.353
4	42.706	+0.550	10:09:37.059
5	42.658	+0.502	10:10:19.717
6	42.744	+0.588	10:11:02.461
7	42.552	+0.396	10:11:45.013
8	42.464	+0.308	10:12:27.477
9	42.621	+0.465	10:13:10.098
10	42.470	+0.314	10:13:52.568
11	42.362	+0.206	10:14:34.930
12	42.377	+0.221	10:15:17.307
13	42.383	+0.227	10:15:59.690
14	42.734	+0.578	10:16:42.424
15	42.461	+0.305	10:17:24.885
16	42.156		10:18:07.041
17	42.188	+0.032	10:18:49.229
18	43.058	+0.902	10:19:32.287

Lap	Lap Tm	Diff	Time of Day
(22) Kaspar Korjus			
1	44.944	+2.643	10:07:29.626
2	43.659	+1.358	10:08:13.285
3	43.299	+0.998	10:08:56.584
4	43.021	+0.720	10:09:39.605
5	42.651	+0.350	10:10:22.256
6	42.740	+0.439	10:11:04.996
7	42.754	+0.453	10:11:47.750
8	42.508	+0.207	10:12:30.258
9	42.301		10:13:12.559
10	42.473	+0.172	10:13:55.032
11	42.623	+0.322	10:14:37.655
12	42.372	+0.071	10:15:20.027
13	42.401	+0.100	10:16:02.428
14	42.805	+0.504	10:16:45.233
15	42.458	+0.157	10:17:27.691
16	42.323	+0.022	10:18:10.014
17	42.556	+0.255	10:18:52.570
18	43.824	+1.523	10:19:36.394

Lap	Lap Tm	Diff	Time of Day
(14) Paul August Lääne			
1	44.714	+2.462	10:07:29.425
2	43.975	+1.723	10:08:13.400
3	43.324	+1.072	10:08:56.724
4	43.042	+0.790	10:09:39.766

Lap	Lap Tm	Diff	Time of Day
5	42.624	+0.372	10:10:22.390
6	42.717	+0.465	10:11:05.107
7	42.858	+0.606	10:11:47.965
8	42.397	+0.145	10:12:30.362
9	42.357	+0.105	10:13:12.719
10	42.478	+0.226	10:13:55.197
11	42.674	+0.422	10:14:37.871
12	42.252		10:15:20.123
13	42.383	+0.131	10:16:02.506
14	42.575	+0.323	10:16:45.081
15	42.389	+0.137	10:17:27.470
16	42.466	+0.214	10:18:09.936
17	42.777	+0.525	10:18:52.713
18	43.805	+1.553	10:19:36.518

Lap	Lap Tm	Diff	Time of Day
(15) Ragnar Veerus			
1	44.751	+2.044	10:07:29.293
2	43.389	+0.682	10:08:12.682
3	43.656	+0.949	10:08:56.338
4	44.464	+1.757	10:09:40.802
5	42.969	+0.262	10:10:23.771
6	43.041	+0.334	10:11:06.812
7	42.879	+0.172	10:11:49.691
8	42.833	+0.126	10:12:32.524
9	42.707		10:13:15.231
10	42.743	+0.036	10:13:57.974
11	42.732	+0.025	10:14:40.706
12	42.834	+0.127	10:15:23.540
13	42.895	+0.188	10:16:06.435
14	43.044	+0.337	10:16:49.479
15	43.012	+0.305	10:17:32.491
16	42.915	+0.208	10:18:15.406
17	43.116	+0.409	10:18:58.522
18	42.973	+0.266	10:19:41.495

Lap	Lap Tm	Diff	Time of Day
(11) Simon Loomets			
1	46.738	+3.354	10:07:32.479
2	43.882	+0.498	10:08:16.361
3	43.607	+0.223	10:08:59.968
4	43.911	+0.527	10:09:43.879
5	43.398	+0.014	10:10:27.277
6	43.635	+0.251	10:11:10.912
7	43.384		10:11:54.296
8	43.868	+0.484	10:12:38.164
9	43.688	+0.304	10:13:21.852
10	43.603	+0.219	10:14:05.455
11	43.572	+0.188	10:14:49.027
12	43.766	+0.382	10:15:32.793
13	43.795	+0.411	10:16:16.588
14	43.712	+0.328	10:17:00.300
15	44.892	+1.508	10:17:45.192
16	44.170	+0.786	10:18:29.362
17	44.377	+0.993	10:19:13.739
18	43.683	+0.299	10:19:57.422

Lap	Lap Tm	Diff	Time of Day
(21) Mark Villem Moor			
1	48.168	+5.100	10:07:33.754
2	44.060	+0.992	10:08:17.814
3	43.307	+0.239	10:09:01.121
4	43.232	+0.164	10:09:44.353
5	43.074	+0.006	10:10:27.427
6	43.640	+0.572	10:11:11.067
7	43.068		10:11:54.135
8	44.140	+1.072	10:12:38.275
9	43.706	+0.638	10:13:21.981
10	43.612	+0.544	10:14:05.593

Lap	Lap Tm	Diff	Time of Day
11	43.691	+0.623	10:14:49.284
12	43.674	+0.606	10:15:32.958
13	43.774	+0.706	10:16:16.732
14	43.684	+0.616	10:17:00.416
15	44.679	+1.611	10:17:45.095
16	44.342	+1.274	10:18:29.437
17	45.139	+2.071	10:19:14.576
18	43.264	+0.196	10:19:57.840

Lap	Lap Tm	Diff	Time of Day
(117) Dmitry Derepovka			
1	48.167	+4.859	10:07:33.619
2	44.112	+0.804	10:08:17.731
3	44.144	+0.836	10:09:01.875
4	44.646	+1.338	10:09:46.521
5	43.832	+0.524	10:10:30.353
6	43.931	+0.623	10:11:14.284
7	43.712	+0.404	10:11:57.996
8	43.684	+0.376	10:12:41.680
9	43.770	+0.462	10:13:25.450
10	43.457	+0.149	10:14:08.907
11	43.616	+0.308	10:14:52.523
12	43.566	+0.258	10:15:36.089
13	43.582	+0.274	10:16:19.671
14	43.491	+0.183	10:17:03.162
15	43.624	+0.316	10:17:46.786
16	43.519	+0.211	10:18:30.305
17	44.503	+1.195	10:19:14.808
18	43.308		10:19:58.116

Lap	Lap Tm	Diff	Time of Day
(16) Karl Johann Rass			
1	49.127	+5.444	10:07:34.499
2	44.906	+1.223	10:08:19.405
3	44.735	+1.052	10:09:04.140
4	44.225	+0.542	10:09:48.365
5	43.971	+0.288	10:10:32.336
6	43.929	+0.246	10:11:16.265
7	43.759	+0.076	10:12:00.024
8	43.811	+0.128	10:12:43.835
9	43.832	+0.149	10:13:27.667
10	43.927	+0.244	10:14:11.594
11	43.992	+0.309	10:14:55.586
12	43.683		10:15:39.269
13	43.724	+0.041	10:16:22.993
14	44.365	+0.682	10:17:07.358
15	43.875	+0.192	10:17:51.233
16	43.961	+0.278	10:18:35.194
17	43.805	+0.122	10:19:18.999
18	44.243	+0.560	10:20:03.242

Lap	Lap Tm	Diff	Time of Day
(17) Daniil Vehov			
1	1:14.039	+18.647	10:07:59.322
2	57.330	+1.938	10:08:56.652
3	55.392		10:09:52.044

RAHA 24 Eesti MV VII etapp kardisportis

Lapchart

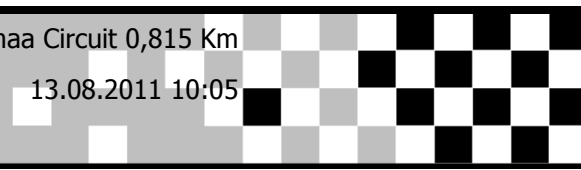
Raket

KARTDAGÖ Hiiumaa Circuit 0,815 Km

Raket - prefinal race - 18 laps

13.08.2011 10:05

Race (18 Laps) started at 10:06:44



Competitors

Laps

	0	1	2	3	4	5	6	7	8	9	10	11	12	13	14	15	16	17	18
Jüri Vips (10)	1	10	10	10	10	10	10	10	10	10	10	10	10	10	6	10	10	10	6
Oliver Nurmik (6)	2	6	6	6	6	6	6	6	6	6	6	6	6	6	10	6	6	6	10
Ragnar Veerus (15)	3	15	15	15	22	22	22	22	22	22	22	22	22	22	14	14	14	22	22
Kaspar Korjus (22)	4	22	14	22	22	14	14	14	14	14	14	14	14	14	22	22	22	14	14
Paul August Lääne (14)	5	14	22	14	14	15	15	15	15	15	15	15	15	15	15	15	15	15	15
Kert William Reinaste (9)	6	9	11	11	11	11	11	21	11	11	11	11	11	11	11	21	11	11	11
Daniil Vehov (17)	7	17	117	117	21	21	21	11	21	21	21	21	21	21	21	11	21	21	21
Karl Johann Rass (16)	8	16	21	21	117	117	117	117	117	117	117	117	117	117	117	117	117	117	117
Dmitry Derepovka (117)	9	117	16	16	16	16	16	16	16	16	16	16	16	16	16	16	16	16	16
Mark Villem Moor (21)	10	21	17	17	17														
Simon Loomets (11)	11	11																	



RAHA 24 Eesti MV VII etapp kardispordis

Sorted on Laps

Raket KARTDAGÕ Hiiumaa Circuit 0,815 Km

Raket - final race - 20 laps 13.08.2011 13:48

Race (20 Laps) started at 13:49:49

Pos	No.	Name	R	Nat	Entrant/Race Team	Chassis/Engine/Tyres	Laps	Total Tm	Diff	Gap	Best Tm	In Lap	Points
1	10	Jüri Vips	R	EST	Liqui Moly Roli Team	CRG / Raket 85 / Bridgestone	20	14:10.621			42.201	14	30
2	6	Oliver Nurmik		EST	Aix Racing	Tony Kart / Raket 85 / Bridgestor	20	14:14.950	4.329	4.329	42.382	6	24
3	14	Paul August Lääne		EST	Talvar Racing	Zanardi / Raket 85 / Bridgestone	20	14:17.213	6.592	2.263	42.265	14	20
4	22	Kaspar Korjus	R	EST	Aix Racing	Tony Kart / Raket 85 / Bridgestor	20	14:17.613	6.992	0.400	42.448	14	18
5	15	Ragnar Veerus		EST	Vihur Team	Tony Kart / Raket 85 / Bridgestor	20	14:23.686	13.065	6.073	42.699	11	16
6	21	Mark Villem Moor	R	EST	Aix Racing	CRG / Raket 85 / Bridgestone	20	14:26.629	16.008	2.943	42.804	14	14
7	11	Simon Loomets		EST	TGT Racing	Dino / Raket 85 / Bridgestone	20	14:31.240	20.619	4.611	42.991	11	12
8	9	Kert William Reinaste	R	EST	Aix Racing	Tony Kart / Raket 85 / Bridgestor	20	14:39.647	29.026	8.407	43.432	7	10
9	16	Karl Johann Rass	R	EST	Scuderia Nordica	Tony Kart / Raket 85 / Bridgestor	20	14:40.729	30.108	1.082	43.276	18	8
10	117	Dmitry Derepovka		RUS	AGS Racing	Tony Kart / Raket 85 / Bridgestor	20	14:40.836	30.215	0.107	43.199	19	6
11	17	Daniil Vehov		RUS	Liqui Moly Roli Team	CRG / Raket 85 / Bridgestone	5	3:42.019	15 Laps	15 Laps	43.488	2	4

Margin of Victory	Avg. Speed	Best Lap Tm	Best Speed	Best Lap by
4.329	68,985	42.201	69,524	10 - Jüri Vips

Organizer: MAK MTÜ Posted at:

Officialised at:

Orbits

Clerk of the Course: Erki Pakosta

Secretary of race: Ingrid Kiiver-Riisman; Merle Niglas

Official Timing: EAL Timing

Printed: 14.08.2011 23:46:16



RAHA 24 Eesti MV VII etapp kardisportdis

Raket

KARTDAGÕ Hiiumaa Circuit 0,815 Km

Raket - final race - 20 laps

13.08.2011 13:48

Race (20 Laps) started at 13:49:49

Lap	Lap Tm	Diff	Time of Day
(10) Jüri Vips			
1	44.251	+2.050	13:50:33.897
2	43.022	+0.821	13:51:16.919
3	42.706	+0.505	13:51:59.625
4	42.606	+0.405	13:52:42.231
5	42.509	+0.308	13:53:24.740
6	42.428	+0.227	13:54:07.168
7	42.406	+0.205	13:54:49.574
8	42.421	+0.220	13:55:31.995
9	42.399	+0.198	13:56:14.394
10	42.325	+0.124	13:56:56.719
11	42.456	+0.255	13:57:39.175
12	42.338	+0.137	13:58:21.513
13	42.342	+0.141	13:59:03.855
14	42.201		13:59:46.056
15	42.404	+0.203	14:00:28.460
16	42.320	+0.119	14:01:10.780
17	42.371	+0.170	14:01:53.151
18	42.265	+0.064	14:02:35.416
19	42.316	+0.115	14:03:17.732
20	42.530	+0.329	14:04:00.262

Lap	Lap Tm	Diff	Time of Day
(6) Oliver Nurmik			
1	44.096	+1.714	13:50:33.737
2	43.451	+1.069	13:51:17.188
3	42.662	+0.280	13:51:59.850
4	42.686	+0.304	13:52:42.536
5	42.405	+0.023	13:53:24.941
6	42.382		13:54:07.323
7	42.446	+0.064	13:54:49.769
8	42.466	+0.084	13:55:32.235
9	42.534	+0.152	13:56:14.769
10	42.452	+0.070	13:56:57.221
11	42.588	+0.206	13:57:39.809
12	42.622	+0.240	13:58:22.431
13	42.613	+0.231	13:59:05.044
14	42.651	+0.269	13:59:47.695
15	42.706	+0.324	14:00:30.401
16	42.915	+0.533	14:01:13.136
17	42.974	+0.592	14:01:56.290
18	42.857	+0.475	14:02:39.147
19	42.695	+0.313	14:03:21.842
20	42.749	+0.367	14:04:04.591

Lap	Lap Tm	Diff	Time of Day
(14) Paul August Lääne			
1	45.796	+3.531	13:50:35.702
2	43.481	+1.216	13:51:19.183
3	43.243	+0.978	13:52:02.426
4	42.985	+0.720	13:52:45.411
5	43.072	+0.807	13:53:28.483
6	43.088	+0.823	13:54:11.571
7	42.568	+0.303	13:54:54.139
8	42.407	+0.142	13:55:36.546
9	42.384	+0.119	13:56:18.930
10	42.447	+0.182	13:57:01.377
11	42.327	+0.062	13:57:43.704
12	42.439	+0.174	13:58:26.143
13	42.476	+0.211	13:59:08.619
14	42.265		13:59:50.884
15	42.314	+0.049	14:00:33.198
16	42.449	+0.184	14:01:15.647
17	42.285	+0.020	14:01:57.932
18	43.027	+0.762	14:02:40.959
19	42.661	+0.396	14:03:23.620
20	43.234	+0.969	14:04:06.854

Lap	Lap Tm	Diff	Time of Day
(22) Kaspar Korjus			
1	44.940	+2.492	13:50:34.805
2	43.036	+0.588	13:51:17.841
3	42.669	+0.221	13:52:00.510
4	42.827	+0.379	13:52:43.337
5	42.746	+0.298	13:53:26.083
6	42.671	+0.223	13:54:08.754
7	42.662	+0.214	13:54:51.416
8	42.864	+0.416	13:55:34.280
9	42.681	+0.233	13:56:16.961
10	42.695	+0.247	13:56:59.656
11	42.663	+0.215	13:57:42.319
12	42.588	+0.140	13:58:24.907
13	42.530	+0.082	13:59:07.437
14	42.448		13:59:49.885
15	42.574	+0.126	14:00:32.459
16	42.714	+0.266	14:01:15.173
17	42.662	+0.214	14:01:57.835
18	43.013	+0.565	14:02:40.848
19	42.669	+0.221	14:03:23.517
20	43.737	+1.289	14:04:07.254

Lap	Lap Tm	Diff	Time of Day
(15) Ragnar Veerus			
1	46.237	+3.538	13:50:36.368
2	43.490	+0.791	13:51:19.858
3	43.104	+0.405	13:52:02.962
4	43.237	+0.538	13:52:46.199
5	43.380	+0.681	13:53:29.579
6	43.069	+0.370	13:54:12.648
7	43.127	+0.428	13:54:55.775
8	42.905	+0.206	13:55:38.680
9	43.044	+0.345	13:56:21.724
10	42.729	+0.030	13:57:04.453
11	42.699		13:57:47.152
12	42.739	+0.040	13:58:29.891
13	43.003	+0.304	13:59:12.894
14	42.807	+0.108	13:59:55.701
15	42.774	+0.075	14:00:38.475
16	43.106	+0.407	14:01:21.581
17	42.951	+0.252	14:02:04.532
18	42.981	+0.282	14:02:47.513
19	42.809	+0.110	14:03:30.322
20	43.005	+0.306	14:04:13.327

Lap	Lap Tm	Diff	Time of Day
(21) Mark Villem Moor			
1	45.224	+2.420	13:50:35.578
2	43.462	+0.658	13:51:19.040
3	43.143	+0.339	13:52:02.183
4	43.898	+1.094	13:52:46.081
5	43.463	+0.659	13:53:29.544
6	44.083	+1.279	13:54:13.627
7	42.837	+0.033	13:54:56.464
8	43.040	+0.236	13:55:39.504
9	42.908	+0.104	13:56:22.412
10	42.828	+0.024	13:57:05.240
11	42.819	+0.015	13:57:48.059
12	42.871	+0.067	13:58:30.930
13	42.897	+0.093	13:59:13.827
14	42.804		13:59:56.631
15	43.038	+0.234	14:00:39.669
16	43.247	+0.443	14:01:22.916
17	43.263	+0.459	14:02:06.179
18	43.497	+0.693	14:02:49.676
19	43.338	+0.534	14:03:33.014
20	43.256	+0.452	14:04:16.270

Lap	Lap Tm	Diff	Time of Day
(11) Simon Loomets			
1	45.164	+2.173	13:50:35.253
2	43.634	+0.643	13:51:18.887
3	43.454	+0.463	13:52:02.341
4	43.518	+0.527	13:52:45.859
5	43.738	+0.747	13:53:29.597
6	43.822	+0.831	13:54:13.419
7	43.497	+0.506	13:54:56.916
8	43.438	+0.447	13:55:40.354
9	43.484	+0.493	13:56:23.838
10	43.129	+0.138	13:57:06.967
11	42.991		13:57:49.958
12	43.097	+0.106	13:58:33.055
13	43.440	+0.449	13:59:16.495
14	43.364	+0.373	13:59:59.859
15	43.259	+0.268	14:00:43.118
16	43.721	+0.730	14:01:26.839
17	43.597	+0.606	14:02:10.436
18	43.636	+0.645	14:02:54.072
19	43.377	+0.386	14:03:37.449
20	43.432	+0.441	14:04:20.881

Lap	Lap Tm	Diff	Time of Day
(9) Kert William Reinaste			
1	46.299	+2.867	13:50:37.109
2	44.241	+0.809	13:51:21.350
3	43.615	+0.183	13:52:04.965
4	45.079	+1.647	13:52:50.044
5	44.212	+0.780	13:53:34.256
6	43.525	+0.093	13:54:17.781
7	43.432		13:55:01.213
8	44.007	+0.575	13:55:45.220
9	43.636	+0.204	13:56:28.856
10	43.722	+0.290	13:57:12.578
11	43.439	+0.007	13:57:56.017
12	43.641	+0.209	13:58:39.658
13	43.839	+0.407	13:59:23.497
14	43.653	+0.221	14:00:07.150
15	43.807	+0.375	14:00:50.957
16	43.703	+0.271	14:01:34.660
17	44.072	+0.640	14:02:18.732
18	43.539	+0.107	14:03:02.271
19	43.565	+0.133	14:03:45.836
20	43.452	+0.020	14:04:29.288

Lap	Lap Tm	Diff	Time of Day
(16) Karl Johann Rass			
1	46.311	+3.035	13:50:36.910
2	44.078	+0.802	13:51:20.988
3	44.028	+0.752	13:52:05.016
4	44.878	+1.602	13:52:49.894
5	45.739	+2.463	13:53:35.633
6	43.876	+0.600	13:54:19.509
7	43.857	+0.581	13:55:03.366
8	43.762	+0.486	13:55:47.128
9	43.414	+0.138	13:56:30.542
10	43.465	+0.189	13:57:14.007
11	43.512	+0.236	13:57:57.519
12	44.174	+0.898	13:58:41.693
13	44.112	+0.836	13:59:25.805
14	43.568	+0.292	14:00:09.373
15	43.738	+0.462	14:00:53.111
16	43.690	+0.414	14:01:36.801
17	43.509	+0.233	14:02:20.310
18	43.276		14:03:03.586
19	43.318	+0.042	14:03:46.904
20	43.466	+0.190	14:04:30.370

Organizer: MAK MTÜ Posted at:

Officialised at:

Orbits

Clerk of the Course: Erki Pakosta

Secretary of race: Ingrid Kiiver-Riisman; Merle Niglas

Official Timing: EAL Timing



RAHA 24 Eesti MV VII etapp kardispordis

Raket

KARTDAGÖ Hiiumaa Circuit 0,815 Km

Raket - final race - 20 laps

13.08.2011 13:48

Race (20 Laps) started at 13:49:49

Lap	Lap Tm	Diff	Time of Day
(117) Dmitry Derepovka			
1	47.227	+4.028	13:50:37.503
2	44.015	+0.816	13:51:21.518
3	44.167	+0.968	13:52:05.685
4	44.488	+1.289	13:52:50.173
5	45.161	+1.962	13:53:35.334
6	44.042	+0.843	13:54:19.376
7	44.270	+1.071	13:55:03.646
8	43.689	+0.490	13:55:47.335
9	43.402	+0.203	13:56:30.737
10	43.539	+0.340	13:57:14.276
11	43.573	+0.374	13:57:57.849
12	43.637	+0.438	13:58:41.486
13	44.196	+0.997	13:59:25.682
14	44.204	+1.005	14:00:09.886
15	43.339	+0.140	14:00:53.225
16	43.820	+0.621	14:01:37.045
17	43.357	+0.158	14:02:20.402
18	43.441	+0.242	14:03:03.843
19	43.199		14:03:47.042
20	43.435	+0.236	14:04:30.477

Lap	Lap Tm	Diff	Time of Day
(17) Daniil Vehov			
1	45.839	+2.351	13:50:36.271
2	43.488		13:51:19.759
3	43.724	+0.236	13:52:03.483
4	43.673	+0.185	13:52:47.156
5	44.504	+1.016	13:53:31.660

RAHA 24 Eesti MV VII etapp kardispordis

Lapchart

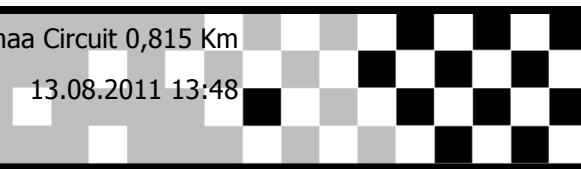
Raket

KARTDAGÖ Hiiumaa Circuit 0,815 Km

Raket - final race - 20 laps

13.08.2011 13:48

Race (20 Laps) started at 13:49:49



Competitors	Laps																					
	0	1	2	3	4	5	6	7	8	9	10	11	12	13	14	15	16	17	18	19	20	
Oliver Nurmik (6)	1	6	6	10	10	10	10	10	10	10	10	10	10	10	10	10	10	10	10	10	10	10
Jüri Vips (10)	2	10	10	6	6	6	6	6	6	6	6	6	6	6	6	6	6	6	6	6	6	6
Kaspar Korjus (22)	3	22	22	22	22	22	22	22	22	22	22	22	22	22	22	22	22	22	22	22	22	14
Paul August Lääne (14)	4	14	11	11	21	14	14	14	14	14	14	14	14	14	14	14	14	14	14	14	14	22
Simon Loomets (11)	5	11	21	21	11	11	21	15	15	15	15	15	15	15	15	15	15	15	15	15	15	15
Ragnar Veerus (15)	6	15	14	14	14	21	15	11	21	21	21	21	21	21	21	21	21	21	21	21	21	21
Dmitry Derepovka (117)	7	117	17	17	15	15	11	21	11	11	11	11	11	11	11	11	11	11	11	11	11	11
Mark Villem Moor (21)	8	21	15	15	17	17	17	9	9	9	9	9	9	9	9	9	9	9	9	9	9	9
Daniil Vehov (17)	9	17	16	16	9	16	9	117	16	16	16	16	16	117	117	16	16	16	16	16	16	16
Karl Johann Rass (16)	10	16	9	9	16	9	117	16	117	117	117	117	117	16	16	117	117	117	117	117	117	117
Kert William Reinaste (9)	11	9	117	117	117	117	16															



RAHA 24 Eesti MV VII etapp kardispordis

Raket

KARTDAGÕ Hiiumaa Circuit 0,815 Km

Raket - kokkuvõte

Pos	No.	Name	Nat	Entrant/Race Team	Chassis/Engine/Tyres	R1.	R2.	Total points
1	10	Jüri Vips	EST	Liqui Moly Roli Team	CRG / Raket 85 / Bridgestone	12	30	42
2	6	Oliver Nurmik	EST	Aix Racing	Tony Kart / Raket 85 / Bridgestone	15	24	39
3	14	Paul August Lääne	EST	Talvar Racing	Zanardi / Raket 85 / Bridgestone	9	20	29
4	22	Kaspar Korjus	EST	Aix Racing	Tony Kart / Raket 85 / Bridgestone	10	18	28
5	15	Ragnar Veerus	EST	Vihur Team	Tony Kart / Raket 85 / Bridgestone	8	16	24
6	21	Mark Villem Moor	EST	Aix Racing	CRG / Raket 85 / Bridgestone	6	14	20
7	11	Simon Loomets	EST	TGT Racing	Dino / Raket 85 / Bridgestone	7	12	19
8	16	Karl Johann Rass	EST	Scuderia Nordica	Tony Kart / Raket 85 / Bridgestone	4	8	12
9	117	Dmitry Derepovka	RUS	AGS Racing	Tony Kart / Raket 85 / Bridgestone	5	6	11
10	9	Kert William Reinaste	EST	Aix Racing	Tony Kart / Raket 85 / Bridgestone	0	10	10
11	17	Daniil Vehov	RUS	Liqui Moly Roli Team	CRG / Raket 85 / Bridgestone	3	4	7

RAHA 24 Eesti MV VII etapp kardispordis

Raket

KARTDAGÖ Hiiumaa Circuit 0,815 Km

Raket - VII etapi parimate ringiaegade paremus järjestus

Pos	No.	Name	Nat	Overall BestTm	Diff	Gap In Session
1	6	Oliver Nurmik	EST	42.098		Raket - prefinal race - 18 laps
2	10	Jüri Vips	EST	42.156	0.058	0.058 Raket - prefinal race - 18 laps
3	14	Paul August Lääne	EST	42.252	0.154	0.096 Raket - prefinal race - 18 laps
4	22	Kaspar Korjus	EST	42.301	0.203	0.049 Raket - prefinal race - 18 laps
5	21	Mark Villem Moor	EST	42.535	0.437	0.234 Raket - warm up - 8 minutes
6	15	Ragnar Veerus	EST	42.670	0.572	0.135 Raket - qualifying - 10 minutes
7	11	Simon Loomets	EST	42.758	0.660	0.088 Raket - warm up - 8 minutes
8	117	Dmitry Derepovka	RUS	43.123	1.025	0.365 Raket - warm up - 8 minutes
9	16	Karl Johann Rass	EST	43.276	1.178	0.153 Raket - final race - 20 laps
10	9	Kert William Reinaste	EST	43.412	1.314	0.136 Raket - qualifying - 10 minutes
11	17	Daniil Vehov	RUS	43.488	1.390	0.076 Raket - final race - 20 laps

Raket Eesti MV kardispordis 2011

2011

Pos	No.	Name	Total	Diff	Gap	#1		#2		#3		#4		#5		#6		#7	
						R1	R2	R1	R2	R1	R2	R1	R2	R1	R2	R1	R2	R1	R2
1	6	Oliver Nurmik	242	0	0	12	30	12	30	9	16	10	16	12	20	12	24	15	24
2	14	Paul August Lääne	219	23	23	15	24	15	12	12	30	9	24	8	14	9	18	9	20
3	10	Jüri Vips	211	31	8	x	x	9	18	15	20	15	30	9	8	15	30	12	30
4	15	Ragnar Veerus	175	67	36	10	20	10	24	10	24	7	14	6	6	8	12	8	16
5	11	Simon Loomets	163	79	12	9	18	8	20	8	18	12	20	5	16	6	4	7	12
6	21	Mark Villem Moor	131	111	32	8	16	6	14	7	14	8	18	0	4	DQ	16	6	14
7	22	Kaspar Korjus	97	145	34	x	x	x	x	x	x	x	x	15	24	10	20	10	18
8	17	Daniil Vehov	92	150	5	x	x	5	10	5	10	6	12	4	12	7	14	3	4
9	117	Dimitriy Derepovka	83	159	9	7	14	7	16	6	12	x	x	2	0	DQ	8	5	6
10	9	Kert William Reinaste	76	166	7	5	12	4	8	4	8	5	10	0	0	0	10	0	10
11	16	Karl Johann Rass	50	192	26	6	10	x	x	3	6	x	x	0	2	5	6	4	8
12	5	Lukas Stanevicius	40	202	10	x	x	x	x	x	x	x	x	10	30	x	x	x	x
13	55	Andrejus Apockinas	25	217	15	x	x	x	x	x	x	x	x	7	18	x	x	x	x
14	7	Justas Jonusis	13	229	12	x	x	x	x	x	x	x	x	3	10	x	x	x	x
15	75	Kasparas Vaskelis	1	241	12	x	x	x	x	x	x	x	x	1	0	x	x	x	x

Event Legend

#1	7.05.2011	RAHA 24 Eesti MV I etapp kardispordis - Rapla	#5	23.07.2011	RAHA 24 Eesti MV V etapp kardispordis - Rapla
#2	21.05.2011	RAHA 24 Eesti MV II etapp kardispordis - Aravete	#6	12.08.2011	RAHA 24 Eesti MV VI etapp kardispordis - Käina
#3	18.06.2011	RAHA 24 Eesti MV III etapp kardispordis - Põltsa	#7	13.08.2011	RAHA 24 Eesti MV VII etapp kardispordis - Käina
#4	2.07.2011	RAHA 24 Eesti MV IV etapp kardispordis - Arave			