

Eesti MV I etapp kardisportis-Tabasalu

Sorted on Best Lap time

Rotax Minimax, Raket, Mini 60

Tabasalu Karting Track, Estonia 0,963 Km

Rotax Minimax, Raket, Mini 60 - free practice 1 - 10 minutes

3.05.2013 09:20

Practice started at 9:22:42

Pos	No.	Name	Race Team	Chassis	Best Tm	Diff	Gap	Laps	In Lap	Best Speed
Mini 60										
1	47	Mattias Erik RASS	TARK Racing	Birel	41.698			10	10	83,141
Raket										
1	1	Erich KÜHN	Liqui Moly Roli Team	CRG	42.867			10	6	80,873
2	5	Kardo TAMM	TGT Racing	Tony Kart	44.710	1.843	1.843	9	7	77,540
3	4	Vassili SUMIN	AGS Racing	CRG	47.080	4.213	2.370	9	6	73,636
Rotax Minimax										
1	56	Georg KÕSS	TGT Racing	Tony Kart	39.128			11	11	88,602
2	65	Martin LEOTOOTS	Kuningamäe Kart	CRG	39.340	0.212	0.212	11	10	88,124
3	44	Ragnar VEERUS	TARK Racing	CRG	39.402	0.274	0.062	11	10	87,985
4	19	Artsemi KAMIANOK	Talvar Racing	Intrepid	39.773	0.645	0.371	11	10	87,165
5	2	Valters ZVIEDRIS	TARK Racing	MS Kart	39.819	0.691	0.046	11	10	87,064
6	6	Kert William REINASTE	TGT Racing	Tony Kart	40.138	1.010	0.319	8	7	86,372
7	26	Roberts VITOLS	Provento Racing	CRG	40.369	1.241	0.231	10	8	85,878
8	14	Rasmus ARRAS	TARK Racing	Tony Kart	40.502	1.374	0.133	11	10	85,596

Eesti MV I etapp kardispordis-Tabasalu

Rotax Minimax, Raket, Mini 60

Tabasalu Karting Track, Estonia 0,963 Km

Rotax Minimax, Raket, Mini 60 - free practice 1 - 10 minutes

3.05.2013 09:20

Practice started at 9:22:42

Lap	Lap Tm	Diff	Gap	Time of Day
(56) Georg KÖSS				
1	44.327	+5.199		9:23:47.479
2	40.590	+1.462	-3.737	9:24:28.069
3	40.348	+1.220	-0.242	9:25:08.417
4	39.526	+0.398	-0.822	9:25:47.943
5	39.689	+0.561	+0.163	9:26:27.632
6	40.139	+1.011	+0.450	9:27:07.771
7	39.295	+0.167	-0.844	9:27:47.066
8	39.181	+0.053	-0.114	9:28:26.247
9	39.290	+0.162	+0.109	9:29:05.537
10	39.223	+0.095	-0.067	9:29:44.760
11	39.128		-0.095	9:30:23.888
Best Tm: 39.128				

Lap	Lap Tm	Diff	Gap	Time of Day
(65) Martin LEOTOOTS				
1	45.806	+6.466		9:23:49.540
2	41.854	+2.514	-3.952	9:24:31.394
3	40.562	+1.222	-1.292	9:25:11.956
4	40.437	+1.097	-0.125	9:25:52.393
5	40.274	+0.934	-0.163	9:26:32.667
6	40.283	+0.943	+0.009	9:27:12.950
7	40.233	+0.893	-0.050	9:27:53.183
8	39.971	+0.631	-0.262	9:28:33.154
9	39.808	+0.468	-0.163	9:29:12.962
10	39.340		-0.468	9:29:52.302
11	39.397	+0.057	+0.057	9:30:31.699
Best Tm: 39.340				

Lap	Lap Tm	Diff	Gap	Time of Day
(44) Ragnar VEERUS				
1	45.369	+5.967		9:23:42.557
2	42.117	+2.715	-3.252	9:24:24.674
3	40.813	+1.411	-1.304	9:25:05.487
4	40.154	+0.752	-0.659	9:25:45.641
5	40.279	+0.877	+0.125	9:26:25.920
6	40.661	+1.259	+0.382	9:27:06.581
7	39.746	+0.344	-0.915	9:27:46.327
8	39.539	+0.137	-0.207	9:28:25.866
9	39.904	+0.502	+0.365	9:29:05.770
10	39.402		-0.502	9:29:45.172
11	39.477	+0.075	+0.075	9:30:24.649
Best Tm: 39.402				

Lap	Lap Tm	Diff	Gap	Time of Day
(19) Artsemi KAMIANOK				
1	47.205	+7.432		9:23:45.442
2	42.826	+3.053	-4.379	9:24:28.268
3	41.030	+1.257	-1.796	9:25:09.298
4	40.844	+1.071	-0.186	9:25:50.142
5	40.543	+0.770	-0.301	9:26:30.685
6	41.016	+1.243	+0.473	9:27:11.701
7	41.136	+1.363	+0.120	9:27:52.837
8	40.224	+0.451	-0.912	9:28:33.061
9	40.476	+0.703	+0.252	9:29:13.537
10	39.773		-0.703	9:29:53.310
11	41.280	+1.507	+1.507	9:30:34.590
Best Tm: 39.773				

Lap	Lap Tm	Diff	Gap	Time of Day
(2) Valters ZVIEDRIS				
1	47.499	+7.680		9:23:46.687
2	41.687	+1.868	-5.812	9:24:28.374
3	41.741	+1.922	+0.054	9:25:10.115
4	40.380	+0.561	-1.361	9:25:50.495
5	40.386	+0.567	+0.006	9:26:30.881
6	40.667	+0.848	+0.281	9:27:11.548
7	40.284	+0.465	-0.383	9:27:51.832
8	40.085	+0.266	-0.199	9:28:31.917
9	39.975	+0.156	-0.110	9:29:11.892
10	39.819		-0.156	9:29:51.711
11	39.953	+0.134	+0.134	9:30:31.664

Lap	Lap Tm	Diff	Gap	Time of Day
Best Tm: 39.819				
(6) Kert William REINASTE				
1	45.485	+5.347		9:25:20.485
2	41.865	+1.727	-3.620	9:26:02.350
3	41.114	+0.976	-0.751	9:26:43.464
4	40.610	+0.472	-0.504	9:27:24.074
5	40.551	+0.413	-0.059	9:28:04.625
6	41.376	+1.238	+0.825	9:28:46.001
7	40.138		-1.238	9:29:26.139
8	40.328	+0.190	+0.190	9:30:06.467
Best Tm: 40.138				


Lap	Lap Tm	Diff	Gap	Time of Day
(26) Roberts VITOLS				
1	52.304	+11.935		9:23:56.301
2	44.789	+4.420	-7.515	9:24:41.090
3	43.698	+3.329	-1.091	9:25:24.788
4	43.007	+2.638	-0.691	9:26:07.795
5	42.007	+1.638	-1.000	9:26:49.802
6	41.381	+1.012	-0.626	9:27:31.183
7	41.635	+1.266	+0.254	9:28:12.818
8	40.369		-1.266	9:28:53.187
9	41.195	+0.826	+0.826	9:29:34.382
10	40.863	+0.494	-0.332	9:30:15.245
Best Tm: 40.369				

Lap	Lap Tm	Diff	Gap	Time of Day
(14) Rasmus ARRAS				
1	47.372	+6.870		9:23:45.064
2	42.817	+2.315	-4.555	9:24:27.881
3	42.658	+2.156	-0.159	9:25:10.539
4	41.723	+1.221	-0.935	9:25:52.262
5	41.312	+0.810	-0.411	9:26:33.574
6	40.557	+0.055	-0.755	9:27:14.131
7	40.819	+0.317	+0.262	9:27:54.950
8	42.195	+1.693	+1.376	9:28:37.145
9	40.683	+0.181	-1.512	9:29:17.828
10	40.502		-0.181	9:29:58.330
11	40.667	+0.165	+0.165	9:30:38.997
Best Tm: 40.502				

Lap	Lap Tm	Diff	Gap	Time of Day
(47) Mattias Erik RASS				
1	55.271	+13.573		9:23:58.132
2	43.535	+1.837	-11.736	9:24:41.667
3	43.624	+1.926	+0.089	9:25:25.291
4	43.519	+1.821	-0.105	9:26:08.810
5	44.780	+3.082	+1.261	9:26:53.590
6	42.325	+0.627	-2.455	9:27:35.915
7	42.054	+0.356	-0.271	9:28:17.969
8	42.310	+0.612	+0.256	9:29:00.279
9	41.968	+0.270	-0.342	9:29:42.247
10	41.698		-0.270	9:30:23.945
Best Tm: 41.698				

Lap	Lap Tm	Diff	Gap	Time of Day
(1) Erich KÜHN				
1	48.165	+5.298		9:23:47.683
2	44.565	+1.698	-3.600	9:24:32.248
3	43.395	+0.528	-1.170	9:25:15.643
4	44.871	+2.004	+1.476	9:26:00.514
5	43.082	+0.215	-1.789	9:26:43.596
6	42.867		-0.215	9:27:26.463
7	42.872	+0.005	+0.005	9:28:09.335
8	43.144	+0.277	+0.272	9:28:52.479
9	43.361	+0.494	+0.217	9:29:35.840
10	43.989	+1.122	+0.628	9:30:19.829
Best Tm: 42.867				

(5) Kardo TAMM



Eesti MV I etapp kardisportis-Tabasalu

Sorted on Best Lap time

Rotax Minimax, Raket, Mini 60

Tabasalu Karting Track, Estonia 0,963 Km

Rotax Minimax, Raket, Mini 60 - free practice 2 - 10 minutes

3.05.2013 10:20

Practice started at 10:21:08

Pos	No.	Name	Race Team	Chassis	Best Tm	Diff	Gap	Laps	In Lap	Best Speed
Mini 60										
1	47	Mattias Erik RASS	TARK Racing	Birel	41.512			10	6	83,513
Raket										
1	1	Erich KÜHN	Liqui Moly Roli Team	CRG	42.273			11	6	82,010
2	5	Kardo TAMM	TGT Racing	Tony Kart	45.081	2.808	2.808	10	6	76,902
3	4	Vassili SUMIN	AGS Racing	CRG	45.841	3.568	0.760	10	10	75,627
Rotax Minimax										
1	56	Georg KÕSS	TGT Racing	Tony Kart	38.833			12	9	89,275
2	44	Ragnar VEERUS	TARK Racing	CRG	39.100	0.267	0.267	12	10	88,665
3	65	Martin LEOTOOTS	Kuningamäe Kart	CRG	39.137	0.304	0.037	12	6	88,581
4	26	Roberts VITOLS	Provento Racing	CRG	39.535	0.702	0.398	12	7	87,689
5	19	Artsemi KAMIANOK	Talvar Racing	Intrepid	39.558	0.725	0.023	12	10	87,638
6	6	Kert William REINASTE	TGT Racing	Tony Kart	39.574	0.741	0.016	12	10	87,603
7	2	Valters ZVIEDRIS	TARK Racing	MS Kart	39.580	0.747	0.006	12	6	87,590
8	14	Rasmus ARRAS	TARK Racing	Tony Kart	40.411	1.578	0.831	12	4	85,789
9	16	Matvej MAKUSIN	RB Sport	Birel	42.759	3.926	2.348	1	1	81,078
10	1	Karl LEESMAA	AGS Racing	CRG					0	-

Eesti MV I etapp kardispordis-Tabasalu

Rotax Minimax, Raket, Mini 60

Tabasalu Karting Track, Estonia 0,963 Km

Rotax Minimax, Raket, Mini 60 - free practice 2 - 10 minutes

3.05.2013 10:20

Practice started at 10:21:08

Lap	Lap Tm	Diff	Gap	Time of Day
(56) Georg KÖSS				
1	42.370	+3.537		10:22:04.730
2	39.987	+1.154	-2.383	10:22:44.717
3	39.190	+0.357	-0.797	10:23:23.907
4	39.279	+0.446	+0.089	10:24:03.186
5	39.109	+0.276	-0.170	10:24:42.295
6	39.196	+0.363	+0.087	10:25:21.491
7	38.930	+0.097	-0.266	10:26:00.421
8	38.884	+0.051	-0.046	10:26:39.305
9	38.833		-0.051	10:27:18.138
10	39.372	+0.539	+0.539	10:27:57.510
11	39.539	+0.706	+0.167	10:28:37.049
12	39.136	+0.303	-0.403	10:29:16.185
Best Tm: 38.833				

Lap	Lap Tm	Diff	Gap	Time of Day
(44) Ragnar VEERUS				
1	44.621	+5.521		10:22:08.741
2	40.233	+1.133	-4.388	10:22:48.974
3	40.478	+1.378	+0.245	10:23:29.452
4	39.975	+0.875	-0.503	10:24:09.427
5	40.652	+1.552	+0.677	10:24:50.079
6	39.297	+0.197	-1.355	10:25:29.376
7	39.880	+0.780	+0.583	10:26:09.256
8	39.341	+0.241	-0.539	10:26:48.597
9	39.204	+0.104	-0.137	10:27:27.801
10	39.100		-0.104	10:28:06.901
11	39.240	+0.140	+0.140	10:28:46.141
12	40.523	+1.423	+1.283	10:29:26.664
Best Tm: 39.100				

Lap	Lap Tm	Diff	Gap	Time of Day
(65) Martin LEOTOOTS				
1	44.048	+4.911		10:22:08.902
2	40.682	+1.545	-3.366	10:22:49.584
3	40.122	+0.985	-0.560	10:23:29.706
4	39.914	+0.777	-0.208	10:24:09.620
5	41.529	+2.392	+1.615	10:24:51.149
6	39.137		-2.392	10:25:30.286
7	40.625	+1.488	+1.488	10:26:10.911
8	40.014	+0.877	-0.611	10:26:50.925
9	39.412	+0.275	-0.602	10:27:30.337
10	39.140	+0.003	-0.272	10:28:09.477
11	39.211	+0.074	+0.071	10:28:48.688
12	39.409	+0.272	+0.198	10:29:28.097
Best Tm: 39.137				

Lap	Lap Tm	Diff	Gap	Time of Day
(26) Roberts VITOLS				
1	44.247	+4.712		10:22:07.921
2	40.895	+1.360	-3.352	10:22:48.816
3	42.364	+2.829	+1.469	10:23:31.180
4	40.439	+0.904	-1.925	10:24:11.619
5	41.000	+1.465	+0.561	10:24:52.619
6	40.037	+0.502	-0.963	10:25:32.656
7	39.535		-0.502	10:26:12.191
8	39.941	+0.406	+0.406	10:26:52.132
9	39.536	+0.001	-0.405	10:27:31.668
10	40.763	+1.228	+1.227	10:28:12.431
11	40.083	+0.548	-0.680	10:28:52.514
12	39.889	+0.354	-0.194	10:29:32.403
Best Tm: 39.535				

Lap	Lap Tm	Diff	Gap	Time of Day
(19) Artsemi KAMIANOK				
1	44.486	+4.928		10:22:07.557
2	40.745	+1.187	-3.741	10:22:48.302
3	40.177	+0.619	-0.568	10:23:28.479
4	40.863	+1.305	+0.686	10:24:09.342
5	41.105	+1.547	+0.242	10:24:50.447
6	39.765	+0.207	-1.340	10:25:30.212
7	40.504	+0.946	+0.739	10:26:10.716

Lap	Lap Tm	Diff	Gap	Time of Day
8	40.021	+0.463	-0.483	10:26:50.737
9	39.854	+0.296	-0.167	10:27:30.591
10	39.558		-0.296	10:28:10.149
11	40.056	+0.498	+0.498	10:28:50.205
12	40.126	+0.568	+0.070	10:29:30.331
Best Tm: 39.558				

Lap	Lap Tm	Diff	Gap	Time of Day
(6) Kert William REINASTE				
1	44.246	+4.672		10:22:08.608
2	41.178	+1.604	-3.068	10:22:49.786
3	41.030	+1.456	-0.148	10:23:30.816
4	40.372	+0.798	-0.658	10:24:11.188
5	40.541	+0.967	+0.169	10:24:51.729
6	39.793	+0.219	-0.748	10:25:31.522
7	40.042	+0.468	+0.249	10:26:11.564
8	40.153	+0.579	+0.111	10:26:51.717
9	39.642	+0.068	-0.511	10:27:31.359
10	39.574		-0.068	10:28:10.933
11	39.726	+0.152	+0.152	10:28:50.659
12	40.117	+0.543	+0.391	10:29:30.776
Best Tm: 39.574				

Lap	Lap Tm	Diff	Gap	Time of Day
(2) Valters ZVIEDRIS				
1	43.497	+3.917		10:22:06.840
2	39.862	+0.282	-3.635	10:22:46.702
3	39.849	+0.269	-0.013	10:23:26.551
4	39.647	+0.067	-0.202	10:24:06.198
5	39.995	+0.415	+0.348	10:24:46.193
6	39.580		-0.415	10:25:25.773
7	39.907	+0.327	+0.327	10:26:05.680
8	39.805	+0.225	-0.102	10:26:45.485
9	39.799	+0.219	-0.006	10:27:25.284
10	39.773	+0.193	-0.026	10:28:05.057
11	39.629	+0.049	-0.144	10:28:44.686
12	40.545	+0.965	+0.916	10:29:25.231
Best Tm: 39.580				

Lap	Lap Tm	Diff	Gap	Time of Day
(14) Rasmus ARRAS				
1	44.105	+3.694		10:22:09.559
2	40.803	+0.392	-3.302	10:22:50.362
3	41.104	+0.693	+0.301	10:23:31.466
4	40.411		-0.693	10:24:11.877
5	41.111	+0.700	+0.700	10:24:52.988
6	40.681	+0.270	-0.430	10:25:33.669
7	40.626	+0.215	-0.055	10:26:14.295
8	40.455	+0.044	-0.171	10:26:54.750
9	40.411		-0.044	10:27:35.161
10	40.699	+0.288	+0.288	10:28:15.860
11	40.552	+0.141	-0.147	10:28:56.412
12	40.686	+0.275	+0.134	10:29:37.098
Best Tm: 40.411				

Lap	Lap Tm	Diff	Gap	Time of Day
(47) Mattias Erik RASS				
1	1:02.918	+21.406		10:22:45.751
2	41.956	+0.444	-20.962	10:23:27.707
3	41.648	+0.136	-0.308	10:24:09.355
4	43.443	+1.931	+1.795	10:24:52.798
5	41.606	+0.094	-1.837	10:25:34.404
6	41.512		-0.094	10:26:15.916
7	41.867	+0.355	+0.355	10:26:57.783
8	42.023	+0.511	+0.156	10:27:39.806
9	42.184	+0.672	+0.161	10:28:21.990
10	42.000	+0.488	-0.184	10:29:03.990
Best Tm: 41.512				

Lap	Lap Tm	Diff	Gap	Time of Day
(1) Erich KÜHN				
1	47.404	+5.131		10:22:15.437
2	43.695	+1.422	-3.709	10:22:59.132

Lap	Lap Tm	Diff	Gap	Time of Day
3	43.555	+1.282	-0.140	10:23:42.687
4	42.663	+0.390	-0.892	10:24:25.350
5	42.734	+0.461	+0.071	10:25:08.084
6	42.273		-0.461	10:25:50.357
7	42.966	+0.693	+0.693	10:26:33.323
8	42.415	+0.142	-0.551	10:27:15.738
9	42.959	+0.686	+0.544	10:27:58.697
10	44.336	+2.063	+1.377	10:28:43.033
11	43.228	+0.955	-1.108	10:29:26.261
Best Tm: 42.273				

Lap	Lap Tm	Diff	Gap	Time of Day
(16) Matvei MAKUSIN				
1	42.759			10:29:41.404
Best Tm: 42.759				

Lap	Lap Tm	Diff	Gap	Time of Day
(5) Kardo TAMM				
1	48.918	+3.837		10:22:17.780
2	46.791	+1.710	-2.127	10:23:04.571
3	47.362	+2.281	+0.571	10:23:51.933
4	48.571	+3.490	+1.209	10:24:40.504
5	45.465	+0.384	-3.106	10:25:25.969
6	45.081		-0.384	10:26:11.050
7	45.178	+0.097	+0.097	10:26:56.228
8	45.149	+0.068	-0.029	10:27:41.377
9	46.073	+0.992	+0.924	10:28:27.450
10	45.610	+0.529	-0.463	10:29:13.060
Best Tm: 45.081				

Lap	Lap Tm	Diff	Gap	Time of Day
(4) Vassili SUMIN				
1	49.441	+3.600		10:22:23.966
2	46.951	+1.110	-2.490	10:23:10.917
3	46.374	+0.533	-0.577	10:23:57.291
4	55.715	+9.874	+9.341	10:24:53.006
5	45.895	+0.054	-9.820	10:25:38.901
6	46.053	+0.212	+0.158	10:26:24.954
7	45.931	+0.090	-0.122	10:27:10.885
8	46.229	+0.388	+0.298	10:27:57.114
9	45.992	+0.151	-0.237	10:28:43.106
10	45.841		-0.151	10:29:28.947
Best Tm: 45.841				

Lap	Lap Tm	Diff	Gap	Time of Day
(1) Karl LEESMAA				
Best Tm:				

Eesti MV I etapp kardispordis-Tabasalu

Sorted on Best Lap time

Rotax Minimax, Raket, Mini 60

Tabasalu Karting Track, Estonia 0,963 Km

Rotax Minimax, Raket, Mini 60 - free practice 3 - 10 minutes

3.05.2013 11:20

Practice started at 11:21:46

Pos	No.	Name	Race Team	Chassis	Best Tm	Diff	Gap	Laps	In Lap	Best Speed
Mini 60										
1	47	Mattias Erik RASS	TARK Racing	Birel	41.709			11	7	83,119
Raket										
1	1	Erich KÜHN	Liqui Moly Roli Team	CRG	42.281			11	9	81,994
2	5	Kardo TAMM	TGT Racing	Tony Kart	44.866	2.585	2.585	10	8	77,270
3	4	Vassili SUMIN	AGS Racing	CRG	46.018	3.737	1.152	10	6	75,336
Rotax Minimax										
1	56	Georg KÕSS	TGT Racing	Tony Kart	38.976			12	10	88,947
2	65	Martin LEOTOOTS	Kuningamäe Kart	CRG	39.220	0.244	0.244	12	10	88,394
3	2	Valters ZVIEDRIS	TARK Racing	MS Kart	39.223	0.247	0.003	11	10	88,387
4	44	Ragnar VEERUS	TARK Racing	CRG	39.339	0.363	0.116	12	8	88,126
5	1	Karl LEESMAA	AGS Racing	CRG	39.345	0.369	0.006	8	6	88,113
6	26	Roberts VITOLS	Provento Racing	CRG	39.442	0.466	0.097	12	8	87,896
7	6	Kert William REINASTE	TGT Racing	Tony Kart	39.656	0.680	0.214	12	4	87,422
8	19	Artsemi KAMIANOK	Talvar Racing	Intrepid	39.968	0.992	0.312	11	6	86,739
9	16	Matvej MAKUSIN	RB Sport	Birel	40.100	1.124	0.132	11	5	86,454
10	14	Rasmus ARRAS	TARK Racing	Tony Kart	40.205	1.229	0.105	11	9	86,228

Organizer: Birkenwald MTÜ

Orbits

Clerk of the Course: Rainer Kallas

Secretary of race: Ingrid Kiiver-Riisman; Merle Niglas

Timekeeper: Asper Leppik

Results and Laptimes: www.mylaps.ee

Printed: 5.05.2013 15:16:41

MYLAPS

Eesti MV I etapp kardispordis-Tabasalu

Rotax Minimax, Raket, Mini 60

Tabasalu Karting Track, Estonia 0,963 Km

Rotax Minimax, Raket, Mini 60 - free practice 3 - 10 minutes

3.05.2013 11:20

Practice started at 11:21:46

Lap	Lap Tm	Diff	Gap	Time of Day
(56) Georg KÖSS				
1	41.758	+2.782		11:22:36.319
2	39.637	+0.661	-2.121	11:23:15.956
3	39.169	+0.193	-0.468	11:23:55.125
4	39.119	+0.143	-0.050	11:24:34.244
5	39.205	+0.229	+0.086	11:25:13.449
6	39.061	+0.085	-0.144	11:25:52.510
7	39.049	+0.073	-0.012	11:26:31.559
8	39.081	+0.105	+0.032	11:27:10.640
9	39.127	+0.151	+0.046	11:27:49.767
10	38.976		-0.151	11:28:28.743
11	39.450	+0.474	+0.474	11:29:08.193
12	39.040	+0.064	-0.410	11:29:47.233
Best Tm: 38.976				

Lap	Lap Tm	Diff	Gap	Time of Day
(65) Martin LEOTOOTS				
1	43.277	+4.057		11:22:38.410
2	39.894	+0.674	-3.383	11:23:18.304
3	39.576	+0.356	-0.318	11:23:57.880
4	39.371	+0.151	-0.205	11:24:37.251
5	39.423	+0.203	+0.052	11:25:16.674
6	40.021	+0.801	+0.598	11:25:56.695
7	39.502	+0.282	-0.519	11:26:36.197
8	39.729	+0.509	+0.227	11:27:15.926
9	39.435	+0.215	-0.294	11:27:55.361
10	39.220		-0.215	11:28:34.581
11	39.526	+0.306	+0.306	11:29:14.107
12	39.982	+0.762	+0.456	11:29:54.089
Best Tm: 39.220				

Lap	Lap Tm	Diff	Gap	Time of Day
(2) Valters ZVIEDRIS				
1	43.027	+3.804		11:22:38.660
2	40.294	+1.071	-2.733	11:23:18.954
3	39.613	+0.390	-0.681	11:23:58.567
4	39.532	+0.309	-0.081	11:24:38.099
5	39.496	+0.273	-0.036	11:25:17.595
6	39.793	+0.570	+0.297	11:25:57.388
7	39.436	+0.213	-0.357	11:26:36.824
8	39.437	+0.214	+0.001	11:27:16.261
9	39.497	+0.274	+0.060	11:27:55.758
10	39.223		-0.274	11:28:34.981
11	39.341	+0.118	+0.118	11:29:14.322
Best Tm: 39.223				

Lap	Lap Tm	Diff	Gap	Time of Day
(44) Ragnar VEERUS				
1	42.734	+3.395		11:22:40.079
2	40.142	+0.803	-2.592	11:23:20.221
3	39.600	+0.261	-0.542	11:23:59.821
4	39.794	+0.455	+0.194	11:24:39.615
5	39.808	+0.469	+0.014	11:25:19.423
6	40.223	+0.884	+0.415	11:25:59.646
7	39.811	+0.472	-0.412	11:26:39.457
8	39.339		-0.472	11:27:18.796
9	40.610	+1.271	+1.271	11:27:59.406
10	39.881	+0.542	-0.729	11:28:39.287
11	40.733	+1.394	+0.852	11:29:20.020
12	39.719	+0.380	-1.014	11:29:59.739
Best Tm: 39.339				

Lap	Lap Tm	Diff	Gap	Time of Day
(1) Karl LEESMAA				
1	43.276	+3.931		11:25:05.440
2	39.985	+0.640	-3.291	11:25:45.425
3	39.840	+0.495	-0.145	11:26:25.265
4	39.472	+0.127	-0.368	11:27:04.737
5	39.441	+0.096	-0.031	11:27:44.178
6	39.345		-0.096	11:28:23.523
7	39.945	+0.600	+0.600	11:29:03.468
8	39.475	+0.130	-0.470	11:29:42.943

Lap	Lap Tm	Diff	Gap	Time of Day
Best Tm: 39.345				
(26) Roberts VITOLS				
1	43.025	+3.583		11:22:39.778
2	40.249	+0.807	-2.776	11:23:20.027
3	39.591	+0.149	-0.658	11:23:59.618
4	39.645	+0.203	+0.054	11:24:39.263
5	39.951	+0.509	+0.306	11:25:19.214
6	39.904	+0.462	-0.047	11:25:59.118
7	40.593	+1.151	+0.689	11:26:39.711
8	39.442		-1.151	11:27:19.153
9	39.990	+0.548	+0.548	11:27:59.143
10	39.648	+0.206	-0.342	11:28:38.791
11	43.008	+3.566	+3.360	11:29:21.799
12	40.195	+0.753	-2.813	11:30:01.994
Best Tm: 39.442				

Lap	Lap Tm	Diff	Gap	Time of Day
(6) Kert William REINASTE				
1	42.959	+3.303		11:22:39.403
2	40.074	+0.418	-2.885	11:23:19.477
3	39.967	+0.311	-0.107	11:23:59.444
4	39.656		-0.311	11:24:39.100
5	39.910	+0.254	+0.254	11:25:19.010
6	39.851	+0.195	-0.059	11:25:58.861
7	40.074	+0.418	+0.223	11:26:38.935
8	39.775	+0.119	-0.299	11:27:18.710
9	40.621	+0.965	+0.846	11:27:59.331
10	39.888	+0.232	-0.733	11:28:39.219
11	39.985	+0.329	+0.097	11:29:19.204
12	40.112	+0.456	+0.127	11:29:59.316
Best Tm: 39.656				

Lap	Lap Tm	Diff	Gap	Time of Day
(19) Artsemi KAMIANOK				
1	46.889	+6.921		11:22:44.867
2	41.150	+1.182	-5.739	11:23:26.017
3	40.327	+0.359	-0.823	11:24:06.344
4	40.012	+0.044	-0.315	11:24:46.356
5	40.356	+0.388	+0.344	11:25:26.712
6	39.968		-0.388	11:26:06.680
7	40.671	+0.703	+0.703	11:26:47.351
8	40.135	+0.167	-0.536	11:27:27.486
9	40.061	+0.093	-0.074	11:28:07.547
10	40.339	+0.371	+0.278	11:28:47.886
11	40.274	+0.306	-0.065	11:29:28.160
Best Tm: 39.968				

Lap	Lap Tm	Diff	Gap	Time of Day
(16) Matvej MAKUSIN				
1	43.973	+3.873		11:22:41.580
2	40.692	+0.592	-3.281	11:23:22.272
3	40.624	+0.524	-0.068	11:24:02.896
4	40.420	+0.320	-0.204	11:24:43.316
5	40.100		-0.320	11:25:23.416
6	40.296	+0.196	+0.196	11:26:03.712
7	40.325	+0.225	+0.029	11:26:44.037
8	40.150	+0.050	-0.175	11:27:24.187
9	40.687	+0.587	+0.537	11:28:04.874
10	40.269	+0.169	-0.418	11:28:45.143
11	40.166	+0.066	-0.103	11:29:25.309
Best Tm: 40.100				

Lap	Lap Tm	Diff	Gap	Time of Day
(14) Rasmus ARRAS				
1	46.438	+6.233		11:22:45.059
2	41.564	+1.359	-4.874	11:23:26.623
3	40.394	+0.189	-1.170	11:24:07.017
4	40.392	+0.187	-0.002	11:24:47.409
5	40.333	+0.128	-0.059	11:25:27.742
6	40.289	+0.084	-0.044	11:26:08.031
7	40.888	+0.683	+0.599	11:26:48.919

Lap	Lap Tm	Diff	Gap	Time of Day
8	40.335	+0.130	-0.553	11:27:29.254
9	40.205		-0.130	11:28:09.459
10	40.222	+0.017	+0.017	11:28:49.681
11	40.463	+0.258	+0.241	11:29:30.144
Best Tm: 40.205				

Lap	Lap Tm	Diff	Gap	Time of Day
(47) Mattias Erik RASS				
1	54.087	+12.378		11:22:54.329
2	42.193	+0.484	-11.894	11:23:36.522
3	41.794	+0.085	-0.399	11:24:18.316
4	42.320	+0.611	+0.526	11:25:00.636
5	41.862	+0.153	-0.458	11:25:42.498
6	41.818	+0.109	-0.044	11:26:24.316
7	41.709		-0.109	11:27:06.025
8	41.953	+0.244	+0.244	11:27:47.978
9	43.137	+1.428	+1.184	11:28:31.115
10	42.784	+1.075	-0.353	11:29:13.899
11	41.944	+0.235	-0.840	11:29:55.843
Best Tm: 41.709				

Lap	Lap Tm	Diff	Gap	Time of Day
(1) Erich KÜHN				
1	47.203	+4.922		11:22:47.813
2	44.242	+1.961	-2.961	11:23:32.055
3	44.208	+1.927	-0.034	11:24:16.263
4	43.753	+1.472	-0.455	11:25:00.016
5	43.294	+1.013	-0.459	11:25:43.310
6	42.845	+0.564	-0.449	11:26:26.155
7	42.475	+0.194	-0.370	11:27:08.630
8	42.805	+0.524	+0.330	11:27:51.435
9	42.281		-0.524	11:28:33.716
10	44.293	+2.012	+2.012	11:29:18.009
11	43.504	+1.223	-0.789	11:30:01.513
Best Tm: 42.281				

Lap	Lap Tm	Diff	Gap	Time of Day
(5) Kardo TAMM				
1	48.615	+3.749		11:22:44.985
2	45.617	+0.751	-2.998	11:23:30.602
3	45.489	+0.623	-0.128	11:24:16.091
4	45.583	+0.717	+0.094	11:25:01.674
5	45.390	+0.524	-0.193	11:25:47.064
6	45.664	+0.798	+0.274	11:26:32.728
7	45.078	+0.212	-0.586	11:27:17.806
8	44.866		-0.212	11:28:02.672
9	45.359	+0.493	+0.493	11:28:48.031
10	45.234	+0.368	-0.125	11:29:33.265
Best Tm: 44.866				

Lap	Lap Tm	Diff	Gap	Time of Day
(4) Vassili SUMIN				
1	49.649	+3.631		11:22:55.469
2	47.358	+1.340	-2.291	11:23:42.827
3	46.563	+0.545	-0.795	11:24:29.390
4	46.822	+0.804	+0.259	11:25:16.212
5	46.910	+0.892	+0.088	11:26:03.122
6	46.018		-0.892	11:26:49.140
7	46.519	+0.501	+0.501	11:27:35.659
8	46.538	+0.520	+0.019	11:28:22.197
9	46.374	+0.356	-0.164	11:29:08.571
10	46.232	+0.214	-0.142	11:29:54.803
Best Tm: 46.018				

Eesti MV I etapp kardisportis-Tabasalu

Sorted on Best Lap time

Rotax Minimax, Raket, Mini 60

Tabasalu Karting Track, Estonia 0,963 Km

Rotax Minimax, Raket, Mini 60 - free practice 4 - 10 minutes

3.05.2013 13:20

Practice started at 13:21:33

Pos	No.	Name	Race Team	Chassis	Best Tm	Diff	Gap	Laps	In Lap	Best Speed
Mini 60										
1	47	Mattias Erik RASS	TARK Racing	Birel	41.442			11	10	83,654
Raket										
1	1	Erich KÜHN	Liqui Moly Roli Team	CRG	42.622			11	9	81,338
2	5	Kardo TAMM	TGT Racing	Tony Kart	44.886	2.264	2.264	6	2	77,236
3	4	Vassili SUMIN	AGS Racing	CRG	45.504	2.882	0.618	10	6	76,187
Rotax Minimax										
1	44	Ragnar VEERUS	TARK Racing	CRG	39.254			12	8	88,317
2	56	Georg KÖSS	TGT Racing	Tony Kart	39.340	0.086	0.086	12	9	88,124
3	2	Valters ZVIEDRIS	TARK Racing	MS Kart	39.368	0.114	0.028	10	10	88,061
4	26	Roberts VITOLS	Provento Racing	CRG	39.450	0.196	0.082	12	9	87,878
5	65	Martin LEOTOOTS	Kuningamäe Kart	CRG	39.454	0.200	0.004	12	10	87,869
6	77	Daniel BITTMAN	AGS Racing	Zanardi	39.626	0.372	0.172	11	8	87,488
7	19	Artsemi KAMIANOK	Talvar Racing	Intrepid	39.778	0.524	0.152	12	9	87,154
8	6	Kert William REINASTE	TGT Racing	Tony Kart	40.057	0.803	0.279	12	7	86,547
9	1	Karl LEESMAA	AGS Racing	CRG	40.084	0.830	0.027	2	2	86,488
10	16	Matvej MAKUSIN	RB Sport	Birel	40.260	1.006	0.176	9	2	86,110
11	14	Rasmus ARRAS	TARK Racing	Tony Kart	40.307	1.053	0.047	12	7	86,010

Eesti MV I etapp kardispordis-Tabasalu

Rotax Minimax, Raket, Mini 60

Tabasalu Karting Track, Estonia 0,963 Km

Rotax Minimax, Raket, Mini 60 - free practice 4 - 10 minutes

3.05.2013 13:20

Practice started at 13:21:33

Lap	Lap Tm	Diff	Gap	Time of Day
(44) Ragnar VEERUS				
1	42.326	+3.072		13:22:29.030
2	39.867	+0.613	-2.459	13:23:08.897
3	39.524	+0.270	-0.343	13:23:48.421
4	39.906	+0.652	+0.382	13:24:28.327
5	39.649	+0.395	-0.257	13:25:07.976
6	41.455	+2.201	+1.806	13:25:49.431
7	39.753	+0.499	-1.702	13:26:29.184
8	39.254	-0.499		13:27:08.438
9	39.355	+0.101	+0.101	13:27:47.793
10	39.453	+0.199	+0.098	13:28:27.246
11	39.353	+0.099	-0.100	13:29:06.599
12	40.337	+1.083	+0.984	13:29:46.936
Best Tm: 39.254				

Lap	Lap Tm	Diff	Gap	Time of Day
(56) Georg KÖSS				
1	42.596	+3.256		13:22:28.195
2	39.677	+0.337	-2.919	13:23:07.872
3	39.501	+0.161	-0.176	13:23:47.373
4	39.593	+0.253	+0.092	13:24:26.966
5	39.499	+0.159	-0.094	13:25:06.465
6	39.467	+0.127	-0.032	13:25:45.932
7	39.540	+0.200	+0.073	13:26:25.472
8	39.441	+0.101	-0.099	13:27:04.913
9	39.340	-0.101		13:27:44.253
10	39.373	+0.033	+0.033	13:28:23.626
11	39.424	+0.084	+0.051	13:29:03.050
12	39.586	+0.246	+0.162	13:29:42.636
Best Tm: 39.340				

Lap	Lap Tm	Diff	Gap	Time of Day
(2) Valters ZVIEDRIS				
1	42.450	+3.082		13:22:28.785
2	40.304	+0.936	-2.146	13:23:09.089
3	39.420	+0.052	-0.884	13:23:48.509
4	39.594	+0.226	+0.174	13:24:28.103
5	39.693	+0.325	+0.099	13:25:07.796
6	39.569	+0.201	-0.124	13:25:47.365
7	39.622	+0.254	+0.053	13:26:26.987
8	39.504	+0.136	-0.118	13:27:06.491
9	39.421	+0.053	-0.083	13:27:45.912
10	39.368	-0.053		13:28:25.280
Best Tm: 39.368				

Lap	Lap Tm	Diff	Gap	Time of Day
(26) Roberts VITOLS				
1	42.754	+3.304		13:22:28.677
2	39.865	+0.415	-2.889	13:23:08.542
3	39.796	+0.346	-0.069	13:23:48.338
4	39.693	+0.243	-0.103	13:24:28.031
5	39.624	+0.174	-0.069	13:25:07.655
6	39.892	+0.442	+0.268	13:25:47.547
7	39.809	+0.359	-0.083	13:26:27.356
8	39.502	+0.052	-0.307	13:27:06.858
9	39.450	-0.052		13:27:46.308
10	39.551	+0.101	+0.101	13:28:25.859
11	40.324	+0.874	+0.773	13:29:06.183
12	39.859	+0.409	-0.465	13:29:46.042
Best Tm: 39.450				

Lap	Lap Tm	Diff	Gap	Time of Day
(65) Martin LEOTOOTS				
1	42.527	+3.073		13:22:50.044
2	39.660	+0.206	-2.867	13:23:29.704
3	40.406	+0.952	+0.746	13:24:10.110
4	39.768	+0.314	-0.638	13:24:49.878
5	39.889	+0.435	+0.121	13:25:29.767
6	39.533	+0.079	-0.356	13:26:09.300
7	39.617	+0.163	+0.084	13:26:48.917
8	39.594	+0.140	-0.023	13:27:28.511
9	39.484	+0.030	-0.110	13:28:07.995

Lap	Lap Tm	Diff	Gap	Time of Day
10	39.454		-0.030	13:28:47.449
11	39.517	+0.063	+0.063	13:29:26.966
12	39.980	+0.526	+0.463	13:30:06.946
Best Tm: 39.454				
(77) Daniel BITTMAN				
1	44.490	+4.864		13:22:41.523
2	42.291	+2.665	-2.199	13:23:23.814
3	40.969	+1.343	-1.322	13:24:04.783
4	40.843	+1.217	-0.126	13:24:45.626
5	40.183	+0.557	-0.660	13:25:25.809
6	39.917	+0.291	-0.266	13:26:05.726
7	39.984	+0.358	+0.067	13:26:45.710
8	39.626	-0.358		13:27:25.336
9	39.889	+0.263	+0.263	13:28:05.225
10	40.649	+1.023	+0.760	13:28:45.874
11	39.799	+0.173	-0.850	13:29:25.673
Best Tm: 39.626				

Lap	Lap Tm	Diff	Gap	Time of Day
(19) Artsemi KAMIANOK				
1	43.880	+4.102		13:22:31.987
2	40.325	+0.547	-3.555	13:23:12.312
3	40.964	+1.186	+0.639	13:23:53.276
4	40.109	+0.331	-0.855	13:24:33.385
5	40.008	+0.230	-0.101	13:25:13.393
6	39.958	+0.180	-0.050	13:25:53.351
7	40.085	+0.307	+0.127	13:26:33.436
8	40.514	+0.736	+0.429	13:27:13.950
9	39.778	-0.736		13:27:53.728
10	40.229	+0.451	+0.451	13:28:33.957
11	39.985	+0.207	-0.244	13:29:13.942
12	40.274	+0.496	+0.289	13:29:54.216
Best Tm: 39.778				

Lap	Lap Tm	Diff	Gap	Time of Day
(6) Kert William REINASTE				
1	42.492	+2.435		13:22:29.787
2	40.302	+0.245	-2.190	13:23:10.089
3	40.108	+0.051	-0.194	13:23:50.197
4	40.241	+0.184	+0.133	13:24:30.438
5	40.535	+0.478	+0.294	13:25:10.973
6	40.128	+0.071	-0.407	13:25:51.101
7	40.057	-0.071		13:26:31.158
8	40.970	+0.913	+0.913	13:27:12.128
9	40.616	+0.559	-0.354	13:27:52.744
10	40.367	+0.310	-0.249	13:28:33.111
11	40.304	+0.247	-0.063	13:29:13.415
12	40.687	+0.630	+0.383	13:29:54.102
Best Tm: 40.057				

Lap	Lap Tm	Diff	Gap	Time of Day
(1) Karl LEESMAA				
1	42.719	+2.635		13:22:30.418
2	40.084	-2.635		13:23:10.502
Best Tm: 40.084				

Lap	Lap Tm	Diff	Gap	Time of Day
(16) Matvej MAKUSIN				
1	42.485	+2.225		13:22:30.327
2	40.260	-2.225		13:23:10.587
3	2:25.924	+1:45.664	1:45.664	13:25:36.511
4	43.078	+2.818	1:42.846	13:26:19.589
5	40.668	+0.408	-2.410	13:27:00.257
6	40.374	+0.114	-0.294	13:27:40.631
7	40.819	+0.559	+0.445	13:28:21.450
8	40.501	+0.241	-0.318	13:29:01.951
9	40.615	+0.355	+0.114	13:29:42.566
Best Tm: 40.260				

Lap	Lap Tm	Diff	Gap	Time of Day
(14) Rasmus ARRAS				

Lap	Lap Tm	Diff	Gap	Time of Day
1	43.770	+3.463		13:22:32.491
2	40.713	+0.406	-3.057	13:23:13.204
3	40.897	+0.590	+0.184	13:23:54.101
4	40.902	+0.595	+0.005	13:24:35.003
5	40.508	+0.201	-0.394	13:25:15.511
6	40.873	+0.566	+0.365	13:25:56.384
7	40.307	-0.566		13:26:36.691
8	40.869	+0.562	+0.562	13:27:17.560
9	40.597	+0.290	-0.272	13:27:58.157
10	40.654	+0.347	+0.057	13:28:38.811
11	40.621	+0.314	-0.033	13:29:19.432
12	40.497	+0.190	-0.124	13:29:59.929
Best Tm: 40.307				

Lap	Lap Tm	Diff	Gap	Time of Day
(47) Mattias Erik RASS				
1	56.026	+14.584		13:22:47.141
2	42.054	+0.612	-13.972	13:23:29.195
3	42.122	+0.680	+0.068	13:24:11.317
4	42.007	+0.565	-0.115	13:24:53.324
5	41.621	+0.179	-0.386	13:25:34.945
6	41.722	+0.280	+0.101	13:26:16.667
7	41.736	+0.294	+0.014	13:26:58.403
8	42.203	+0.761	+0.467	13:27:40.606
9	41.736	+0.294	-0.467	13:28:22.342
10	41.442	-0.294		13:29:03.784
11	41.717	+0.275	+0.275	13:29:45.501
Best Tm: 41.442				

Lap	Lap Tm	Diff	Gap	Time of Day
(1) Erich KÜHN				
1	46.744	+4.122		13:22:36.107
2	44.064	+1.442	-2.680	13:23:20.171
3	43.266	+0.644	-0.798	13:24:03.437
4	44.202	+1.580	+0.936	13:24:47.639
5	43.025	+0.403	-1.177	13:25:30.664
6	42.627	+0.005	-0.398	13:26:13.291
7	42.665	+0.043	+0.038	13:26:55.956
8	42.903	+0.281	+0.238	13:27:38.859
9	42.622	-0.281		13:28:21.481
10	44.894	+2.272	+2.272	13:29:06.375
11	43.831	+1.209	-1.063	13:29:50.206
Best Tm: 42.622				

Lap	Lap Tm	Diff	Gap	Time of Day
(5) Kardo TAMM				
1	48.209	+3.323		13:22:38.175
2	44.886	-3.323		13:23:23.061
3	45.401	+0.515	+0.515	13:24:08.462
4	45.476	+0.590	+0.075	13:24:53.938
5	3:59.091	+3:14.205	3:13.615	13:28:53.029
6	48.482	+3.596	3:10.609	13:29:41.511
Best Tm: 44.886				

Lap	Lap Tm	Diff	Gap	Time of Day
(4) Vassili SUMIN				
1	49.909	+4.405		13:22:41.453
2	47.223	+1.719	-2.686	13:23:28.676
3	46.437	+0.933	-0.786	13:24:15.113

Eesti MV I etapp kardisportis-Tabasalu

Sorted on Best Lap time

Rotax Minimax, Raket, Mini 60

Tabasalu Karting Track, Estonia 0,963 Km

Rotax Minimax, Raket, Mini 60 - free practice 5 - 10 minutes

3.05.2013 14:20

Practice started at 14:20:56

Pos	No.	Name	Race Team	Chassis	Best Tm	Diff	Gap	Laps	In Lap	Best Speed
Mini 60										
1	47	Mattias Erik RASS	TARK Racing	Birel	41.547			11	9	83,443
Raket										
1	1	Erich KÜHN	Liqui Moly Roli Team	CRG	42.103			11	10	82,341
2	5	Kardo TAMM	TGT Racing	Tony Kart	44.608	2.505	2.505	11	8	77,717
3	4	Vassili SUMIN	AGS Racing	CRG	45.139	3.036	0.531	10	10	76,803
Rotax Minimax										
1	1	Karl LEESMAA	AGS Racing	CRG	38.898			12	7	89,125
2	56	Georg KÖSS	TGT Racing	Tony Kart	39.099	0.201	0.201	12	8	88,667
3	65	Martin LEOTOOTS	Kuningamäe Kart	CRG	39.200	0.302	0.101	12	9	88,439
4	2	Valters ZVIEDRIS	TARK Racing	MS Kart	39.290	0.392	0.090	12	11	88,236
5	26	Roberts VITOLS	Provento Racing	CRG	39.477	0.579	0.187	12	6	87,818
6	77	Daniel BITTMAN	AGS Racing	Zanardi	39.821	0.923	0.344	11	6	87,060
7	16	Matvej MAKUSIN	RB Sport	Birel	39.840	0.942	0.019	12	8	87,018
8	6	Kert William REINASTE	TGT Racing	Tony Kart	39.854	0.956	0.014	12	11	86,988
9	14	Rasmus ARRAS	TARK Racing	Tony Kart	40.149	1.251	0.295	12	11	86,348
10	19	Artsemi KAMIANOK	Talvar Racing	Intrepid	43.903	5.005	3.754	1	1	78,965

Organizer: Birkenwald MTÜ

Orbits

Clerk of the Course: Rainer Kallas

Secretary of race: Ingrid Kiiver-Riisman; Merle Niglas

Timekeeper: Asper Leppik

Results and Laptimes: www.mylaps.ee

Printed: 5.05.2013 15:17:33

MYLAPS

Eesti MV I etapp kardispordis-Tabasalu

Rotax Minimax, Raket, Mini 60

Tabasalu Karting Track, Estonia 0,963 Km

Rotax Minimax, Raket, Mini 60 - free practice 5 - 10 minutes

3.05.2013 14:20

Practice started at 14:20:56

Lap	Lap Tm	Diff	Gap	Time of Day
(1) Karl LEESMAA				
1	42.454	+3.556		14:21:54.015
2	41.568	+2.670	-0.886	14:22:35.583
3	39.756	+0.858	-1.812	14:23:15.339
4	39.506	+0.608	-0.250	14:23:54.845
5	39.581	+0.683	+0.075	14:24:34.426
6	39.118	+0.220	-0.463	14:25:13.544
7	38.898		-0.220	14:25:52.442
8	39.184	+0.286	+0.286	14:26:31.626
9	38.901	+0.003	-0.283	14:27:10.527
10	39.582	+0.684	+0.681	14:27:50.109
11	39.239	+0.341	-0.343	14:28:29.348
12	39.883	+0.985	+0.644	14:29:09.231
Best Tm:	38.898			

Lap	Lap Tm	Diff	Gap	Time of Day
(56) Georg KÖSS				
1	41.805	+2.706		14:21:50.360
2	39.651	+0.552	-2.154	14:22:30.011
3	39.605	+0.506	-0.046	14:23:09.616
4	39.152	+0.053	-0.453	14:23:48.768
5	39.419	+0.320	+0.267	14:24:28.187
6	39.342	+0.243	-0.077	14:25:07.529
7	39.372	+0.273	+0.030	14:25:46.901
8	39.099		-0.273	14:26:26.000
9	39.180	+0.081	+0.081	14:27:05.180
10	39.233	+0.134	+0.053	14:27:44.413
11	39.800	+0.701	+0.567	14:28:24.213
12	39.185	+0.086	-0.615	14:29:03.398
Best Tm:	39.099			

Lap	Lap Tm	Diff	Gap	Time of Day
(65) Martin LEOTOOTS				
1	43.224	+4.024		14:21:53.273
2	40.232	+1.032	-2.992	14:22:33.505
3	39.814	+0.614	-0.418	14:23:13.319
4	39.633	+0.433	-0.181	14:23:52.952
5	39.615	+0.415	-0.018	14:24:32.567
6	39.259	+0.059	-0.356	14:25:11.826
7	39.410	+0.210	+0.151	14:25:51.236
8	39.723	+0.523	+0.313	14:26:30.959
9	39.200		-0.523	14:27:10.159
10	39.518	+0.318	+0.318	14:27:49.677
11	39.293	+0.093	-0.225	14:28:28.970
12	40.200	+1.000	+0.907	14:29:09.170
Best Tm:	39.200			

Lap	Lap Tm	Diff	Gap	Time of Day
(2) Valters ZVIEDRIS				
1	42.275	+2.985		14:21:51.234
2	39.863	+0.573	-2.412	14:22:31.097
3	39.760	+0.470	-0.103	14:23:10.857
4	40.114	+0.824	+0.354	14:23:50.971
5	39.840	+0.550	-0.274	14:24:30.811
6	39.513	+0.223	-0.327	14:25:10.324
7	39.500	+0.210	-0.013	14:25:49.824
8	39.859	+0.569	+0.359	14:26:29.683
9	39.594	+0.304	-0.265	14:27:09.277
10	40.770	+1.480	+1.176	14:27:50.047
11	39.290		-1.480	14:28:29.337
12	40.199	+0.909	+0.909	14:29:09.536
Best Tm:	39.290			

Lap	Lap Tm	Diff	Gap	Time of Day
(26) Roberts VITOLS				
1	42.835	+3.358		14:21:55.111
2	41.507	+2.030	-1.328	14:22:36.618
3	40.081	+0.604	-1.426	14:23:16.699
4	39.811	+0.334	-0.270	14:23:56.510
5	40.281	+0.804	+0.470	14:24:36.791
6	39.477		-0.804	14:25:16.268
7	54.493	+15.016	+15.016	14:26:10.761

Lap	Lap Tm	Diff	Gap	Time of Day
8	42.398	+2.921	-12.095	14:26:53.159
9	39.810	+0.333	-2.588	14:27:32.969
10	39.510	+0.033	-0.300	14:28:12.479
11	39.572	+0.095	+0.062	14:28:52.051
12	39.588	+0.111	+0.016	14:29:31.639
Best Tm:	39.477			

Lap	Lap Tm	Diff	Gap	Time of Day
(77) Daniel BITTMAN				
1	42.959	+3.138		14:22:18.512
2	41.558	+1.737	-1.401	14:23:00.070
3	40.417	+0.596	-1.141	14:23:40.487
4	39.875	+0.054	-0.542	14:24:20.362
5	39.998	+0.177	+0.123	14:25:00.360
6	39.821		-0.177	14:25:40.181
7	40.206	+0.385	+0.385	14:26:20.387
8	40.984	+1.163	+0.778	14:27:01.371
9	41.496	+1.675	+0.512	14:27:42.867
10	42.590	+2.769	+1.094	14:28:25.457
11	41.015	+1.194	-1.575	14:29:06.472
Best Tm:	39.821			

Lap	Lap Tm	Diff	Gap	Time of Day
(16) Matvej MAKUSIN				
1	43.719	+3.879		14:21:53.405
2	42.052	+2.212	-1.667	14:22:35.457
3	40.818	+0.978	-1.234	14:23:16.275
4	40.159	+0.319	-0.659	14:23:56.434
5	40.744	+0.904	+0.585	14:24:37.178
6	39.927	+0.087	-0.817	14:25:17.105
7	40.059	+0.219	+0.132	14:25:57.164
8	39.840		-0.219	14:26:37.004
9	40.016	+0.176	+0.176	14:27:17.020
10	41.225	+1.385	+1.209	14:27:58.245
11	40.003	+0.163	-1.222	14:28:38.248
12	40.000	+0.160	-0.003	14:29:18.248
Best Tm:	39.840			

Lap	Lap Tm	Diff	Gap	Time of Day
(6) Kert William REINASTE				
1	42.661	+2.807		14:21:53.553
2	41.350	+1.496	-1.311	14:22:34.903
3	40.316	+0.462	-1.034	14:23:15.219
4	40.318	+0.464	+0.002	14:23:55.537
5	40.396	+0.542	+0.078	14:24:35.933
6	40.234	+0.380	-0.162	14:25:16.167
7	40.196	+0.342	-0.038	14:25:56.363
8	40.152	+0.298	-0.044	14:26:36.515
9	40.216	+0.362	+0.064	14:27:16.731
10	41.791	+1.937	+1.575	14:27:58.522
11	39.854		-1.937	14:28:38.376
12	40.001	+0.147	+0.147	14:29:18.377
Best Tm:	39.854			

Lap	Lap Tm	Diff	Gap	Time of Day
(14) Rasmus ARRAS				
1	46.807	+6.658		14:22:08.151
2	42.027	+1.878	-4.780	14:22:50.178
3	41.588	+1.439	-0.439	14:23:31.766
4	40.744	+0.595	-0.844	14:24:12.510
5	40.808	+0.659	+0.064	14:24:53.318
6	40.543	+0.394	-0.265	14:25:33.861
7	40.366	+0.217	-0.177	14:26:14.227
8	40.448	+0.299	+0.082	14:26:54.675
9	40.337	+0.188	-0.111	14:27:35.012
10	40.627	+0.478	+0.290	14:28:15.639
11	40.149		-0.478	14:28:55.788
12	40.434	+0.285	+0.285	14:29:36.222
Best Tm:	40.149			

Lap	Lap Tm	Diff	Gap	Time of Day
(47) Mattias Erik RASS				
1	54.834	+13.287		14:22:08.352

Lap	Lap Tm	Diff	Gap	Time of Day
2	42.288	+0.741	-12.546	14:22:50.640
3	41.909	+0.362	-0.379	14:23:32.549
4	42.051	+0.504	+0.142	14:24:14.600
5	41.685	+0.138	-0.366	14:24:56.285
6	41.658	+0.111	-0.027	14:25:37.943
7	41.612	+0.065	-0.046	14:26:19.555
8	41.661	+0.114	+0.049	14:27:01.216
9	41.547		-0.114	14:27:42.763
10	41.922	+0.375	+0.375	14:28:24.685
11	41.703	+0.156	-0.219	14:29:06.388
Best Tm:	41.547			

Lap	Lap Tm	Diff	Gap	Time of Day
(1) Erich KÜHN				
1	46.803	+4.700		14:22:00.572
2	45.903	+3.800	-0.900	14:22:46.475
3	43.328	+1.225	-2.575	14:23:29.803
4	42.573	+0.470	-0.755	14:24:12.376
5	43.026	+0.923	+0.453	14:24:55.402
6	43.335	+1.232	+0.309	14:25:38.737
7	42.457	+0.354	-0.878	14:26:21.194
8	42.167	+0.064	-0.290	14:27:03.361
9	42.951	+0.848	+0.784	14:27:46.312
10	42.103		-0.848	14:28:28.415
11	42.617	+0.514	+0.514	14:29:11.032
Best Tm:	42.103			

Lap	Lap Tm	Diff	Gap	Time of Day
(19) Artsemi KAMIANOK				
1	43.903			14:21:53.200
Best Tm:	43.903			

Lap	Lap Tm	Diff	Gap	Time of Day
(5) Kardo TAMM				
1	49.424	+4.816		14:22:00.446
2	46.591	+1.983	-2.833	14:22:47.037
3	44.762	+0.154	-1.829	14:23:31.799
4	44.952	+0.344	+0.190	14:24:16.751
5	45.169	+0.561	+0.217	14:25:01.920
6	45.256	+0.648	+0.087	14:25:47.176
7	44.642	+0.034	-0.614	14:26:31.818
8	44.608		-0.034	14:27:16.426
9	45.159	+0.551	+0.551	14:28:01.585
10	45.118	+0.510	-0.041	14:28:46.703
11	45.245	+0.637	+0.127	14:29:31.948
Best Tm:	44.608			

Lap	Lap Tm	Diff	Gap	Time of Day
(4) Vassili SUMIN				
1	59.550	+14.411		14:22:18.423
2	46.843	+1.704	-12.707	14:23:05.266
3	46.037	+0.898	-0.806	14:23:51.303
4	46.245	+1.106	+0.208	14:24:37.548
5	45.588	+0.449	-0.657	14:25:23.136
6	45.836	+0.697	+0.248	14:26:08.972
7	45.783	+0.644	-0.053	14:26:54.755
8	45.260	+0.121	-0.523	14:27:40.015
9	45.698	+0.559	+0.438	14:28:25.713
10	45.139		-0.559	14:29:10.852
Best Tm:	45.139			

Organizer: Birkenwald MTÜ

Orbits

Clerk of the Course: Rainer Kallas

Secretary of race: Ingrid Kiiver-Riisman; Merle Niglas

Timekeeper: Asper Leppik

Results and Laptimes: www.mylaps.ee

Printed: 5.05.2013 15:17:39



Eesti MV I etapp kardisportis-Tabasalu

Sorted on Best Lap time

Rotax Minimax, Raket, Mini 60

Tabasalu Karting Track, Estonia 0,963 Km

Rotax Minimax, Raket, Mini 60 - free practice 6 - 10 minutes

3.05.2013 15:20

Practice started at 15:20:57

Pos	No.	Name	Race Team	Chassis	Best Tm	Diff	Gap	Laps	In Lap	Best Speed
Mini 60										
1	47	Mattias Erik RASS	TARK Racing	Birel	41.582			12	11	83,373
Raket										
1	1	Erich KÜHN	Liqui Moly Roli Team	CRG	42.265			12	5	82,025
2	5	Kardo TAMM	TGT Racing	Tony Kart	44.523	2.258	2.258	11	3	77,865
3	4	Vassili SUMIN	AGS Racing	CRG	45.242	2.977	0.719	11	6	76,628
Rotax Minimax										
1	1	Karl LEESMAA	AGS Racing	CRG	39.078			13	7	88,715
2	56	Georg KÕSS	TGT Racing	Tony Kart	39.163	0.085	0.085	13	6	88,522
3	65	Martin LEOTOOTS	Kuningamäe Kart	CRG	39.190	0.112	0.027	13	11	88,461
4	26	Roberts VITOLS	Provento Racing	CRG	39.310	0.232	0.120	13	4	88,191
5	2	Valters ZVIEDRIS	TARK Racing	MS Kart	39.438	0.360	0.128	13	5	87,905
6	6	Kert William REINASTE	TGT Racing	Tony Kart	39.452	0.374	0.014	13	10	87,874
7	77	Daniel BITTMAN	AGS Racing	Zanardi	39.689	0.611	0.237	12	11	87,349
8	19	Artsemi KAMIANOK	Talvar Racing	Intrepid	39.707	0.629	0.018	12	9	87,310
9	16	Matvej MAKUSIN	RB Sport	Birel	39.919	0.841	0.212	13	6	86,846
10	14	Rasmus ARRAS	TARK Racing	Tony Kart	39.991	0.913	0.072	13	6	86,690

Organizer: Birkenwald MTÜ

Orbits

Clerk of the Course: Rainer Kallas

Secretary of race: Ingrid Kiiver-Riisman; Merle Niglas

Timekeeper: Asper Leppik

Results and Laptimes: www.mylaps.ee

Printed: 5.05.2013 15:17:50

MYLAPS

Eesti MV I etapp kardispordis-Tabasalu

Rotax Minimax, Raket, Mini 60

Tabasalu Karting Track, Estonia 0,963 Km

Rotax Minimax, Raket, Mini 60 - free practice 6 - 10 minutes

3.05.2013 15:20

Practice started at 15:20:57

Lap	Lap Tm	Diff	Gap	Time of Day
(1) Karl LEESMAA				
1	41.983	+2.905		15:21:57.796
2	39.469	+0.391	-2.514	15:22:37.265
3	40.079	+1.001	+0.610	15:23:17.344
4	39.675	+0.597	-0.404	15:23:57.019
5	39.292	+0.214	-0.383	15:24:36.311
6	39.349	+0.271	+0.057	15:25:15.660
7	39.078		-0.271	15:25:54.738
8	40.015	+0.937	+0.937	15:26:34.753
9	39.966	+0.888	-0.049	15:27:14.719
10	39.417	+0.339	-0.549	15:27:54.136
11	39.301	+0.223	-0.116	15:28:33.437
12	39.379	+0.301	+0.078	15:29:12.816
13	40.025	+0.947	+0.646	15:29:52.841
Best Tm:	39.078			

Lap	Lap Tm	Diff	Gap	Time of Day
(56) Georg KÖSS				
1	41.665	+2.502		15:21:51.166
2	39.468	+0.305	-2.197	15:22:30.634
3	39.387	+0.224	-0.081	15:23:10.021
4	39.188	+0.025	-0.199	15:23:49.209
5	39.894	+0.731	+0.706	15:24:29.103
6	39.163		-0.731	15:25:08.266
7	39.570	+0.407	+0.407	15:25:47.836
8	39.226	+0.063	-0.344	15:26:27.062
9	40.028	+0.865	+0.802	15:27:07.090
10	39.348	+0.185	-0.680	15:27:46.438
11	44.511	+5.348	+5.163	15:28:30.949
12	42.147	+2.984	-2.364	15:29:13.096
13	40.085	+0.922	-2.062	15:29:53.181
Best Tm:	39.163			

Lap	Lap Tm	Diff	Gap	Time of Day
(65) Martin LEOTOOTS				
1	42.577	+3.387		15:22:00.271
2	39.718	+0.528	-2.859	15:22:39.989
3	39.416	+0.226	-0.302	15:23:19.405
4	39.209	+0.019	-0.207	15:23:58.614
5	39.714	+0.524	+0.505	15:24:38.328
6	39.870	+0.680	+0.156	15:25:18.198
7	40.870	+1.680	+1.000	15:25:59.068
8	39.404	+0.214	-1.466	15:26:38.472
9	39.437	+0.247	+0.033	15:27:17.909
10	39.390	+0.200	-0.047	15:27:57.299
11	39.190		-0.200	15:28:36.489
12	39.196	+0.006	+0.006	15:29:15.685
13	39.897	+0.707	+0.701	15:29:55.582
Best Tm:	39.190			

Lap	Lap Tm	Diff	Gap	Time of Day
(26) Roberts VITOLS				
1	42.266	+2.956		15:21:52.791
2	40.286	+0.976	-1.980	15:22:33.077
3	40.430	+1.120	+0.144	15:23:13.507
4	39.310		-1.120	15:23:52.817
5	39.510	+0.200	+0.200	15:24:32.327
6	39.901	+0.591	+0.391	15:25:12.228
7	39.538	+0.228	-0.363	15:25:51.766
8	41.008	+1.698	+1.470	15:26:32.774
9	39.832	+0.522	-1.176	15:27:12.606
10	39.732	+0.422	-0.100	15:27:52.338
11	39.708	+0.398	-0.024	15:28:32.046
12	40.531	+1.221	+0.823	15:29:12.577
13	40.011	+0.701	-0.520	15:29:52.588
Best Tm:	39.310			

Lap	Lap Tm	Diff	Gap	Time of Day
(2) Valters ZVIEDRIS				
1	42.229	+2.791		15:21:52.355
2	40.679	+1.241	-1.550	15:22:33.034
3	40.121	+0.683	-0.558	15:23:13.155

Lap	Lap Tm	Diff	Gap	Time of Day
4	39.833	+0.395	-0.288	15:23:52.988
5	39.438		-0.395	15:24:32.426
6	39.930	+0.492	+0.492	15:25:12.356
7	39.606	+0.168	-0.324	15:25:51.962
8	40.862	+1.424	+1.256	15:26:32.824
9	39.851	+0.413	-1.011	15:27:12.675
10	39.740	+0.302	-0.111	15:27:52.415
11	39.764	+0.326	+0.024	15:28:32.179
12	40.588	+1.150	+0.824	15:29:12.767
13	40.262	+0.824	-0.326	15:29:53.029
Best Tm:	39.438			

Lap	Lap Tm	Diff	Gap	Time of Day
(6) Kert William REINASTE				
1	42.457	+3.005		15:21:55.908
2	40.952	+1.500	-1.505	15:22:36.860
3	40.473	+1.021	-0.479	15:23:17.333
4	40.462	+1.010	-0.011	15:23:57.795
5	39.859	+0.407	-0.603	15:24:37.654
6	39.900	+0.448	+0.041	15:25:17.554
7	40.541	+1.089	+0.641	15:25:58.095
8	40.013	+0.561	-0.528	15:26:38.108
9	40.054	+0.602	+0.041	15:27:18.162
10	39.452		-0.602	15:27:57.614
11	39.776	+0.324	+0.324	15:28:37.390
12	39.900	+0.448	+0.124	15:29:17.290
13	39.794	+0.342	-0.106	15:29:57.084
Best Tm:	39.452			

Lap	Lap Tm	Diff	Gap	Time of Day
(77) Daniel BITTMAN				
1	42.657	+2.968		15:21:57.615
2	40.333	+0.644	-2.324	15:22:37.948
3	39.815	+0.126	-0.518	15:23:17.763
4	40.132	+0.443	+0.317	15:23:57.895
5	40.346	+0.657	+0.214	15:24:38.241
6	39.897	+0.208	-0.449	15:25:18.138
7	54.303	+14.614	+14.406	15:26:12.441
8	40.009	+0.320	-14.294	15:26:52.450
9	39.998	+0.309	-0.011	15:27:32.448
10	40.158	+0.469	+0.160	15:28:12.606
11	39.689		-0.469	15:28:52.295
12	40.713	+1.024	+1.024	15:29:33.008
Best Tm:	39.689			

Lap	Lap Tm	Diff	Gap	Time of Day
(19) Artsemi KAMIANOK				
1	43.891	+4.184		15:22:13.369
2	41.568	+1.861	-2.323	15:22:54.937
3	40.193	+0.486	-1.375	15:23:35.130
4	39.980	+0.273	-0.213	15:24:15.110
5	39.955	+0.248	-0.025	15:24:55.065
6	40.528	+0.821	+0.573	15:25:35.593
7	39.977	+0.270	-0.551	15:26:15.570
8	40.275	+0.568	+0.298	15:26:55.845
9	39.707		-0.568	15:27:35.552
10	39.791	+0.084	+0.084	15:28:15.343
11	39.870	+0.163	+0.079	15:28:55.213
12	39.886	+0.179	+0.016	15:29:35.099
Best Tm:	39.707			

Lap	Lap Tm	Diff	Gap	Time of Day
(16) Matvei MAKUSIN				
1	42.544	+2.625		15:21:52.318
2	40.633	+0.714	-1.911	15:22:32.951
3	41.035	+1.116	+0.402	15:23:13.986
4	39.924	+0.005	-1.111	15:23:53.910
5	40.190	+0.271	+0.266	15:24:34.100
6	39.919		-0.271	15:25:14.019
7	40.067	+0.148	+0.148	15:25:54.086
8	40.580	+0.661	+0.513	15:26:34.666
9	40.044	+0.125	-0.536	15:27:14.710
10	40.597	+0.678	+0.553	15:27:55.307

Lap	Lap Tm	Diff	Gap	Time of Day
11	40.028	+0.109	-0.569	15:28:35.335
12	40.170	+0.251	+0.142	15:29:15.505
13	40.053	+0.134	-0.117	15:29:55.558
Best Tm:	39.919			

Lap	Lap Tm	Diff	Gap	Time of Day
(14) Rasmus ARRAS				
1	43.219	+3.228		15:21:55.688
2	40.889	+0.898	-2.330	15:22:36.577
3	40.616	+0.625	-0.273	15:23:17.193
4	40.422	+0.431	-0.194	15:23:57.615
5	40.459	+0.468	+0.037	15:24:38.074
6	39.991		-0.468	15:25:18.065
7	40.990	+0.999	+0.999	15:25:59.055
8	40.307	+0.316	-0.683	15:26:39.362
9	41.183	+1.192	+0.876	15:27:20.545
10	40.224	+0.233	-0.959	15:28:00.769
11	40.182	+0.191	-0.042	15:28:40.951
12	40.246	+0.255	+0.064	15:29:21.197
13	40.602	+0.611	+0.356	15:30:01.799
Best Tm:	39.991			

Lap	Lap Tm	Diff	Gap	Time of Day
(47) Mattias Erik RASS				
1	53.094	+11.512		15:22:13.253
2	42.458	+0.876	-10.636	15:22:55.711
3	41.662	+0.080	-0.796	15:23:37.373
4	42.561	+0.979	+0.899	15:24:19.934
5	41.730	+0.148	-0.831	15:25:01.664
6	41.702	+0.120	-0.028	15:25:43.366
7	41.754	+0.172	+0.052	15:26:25.120
8	42.036	+0.454	+0.282	15:27:07.156
9	41.977	+0.395	-0.059	15:27:49.133
10	41.862	+0.280	-0.115	15:28:30.995
11	41.582		-0.280	15:29:12.577
12	41.833	+0.251	+0.251	15:29:54.410
Best Tm:	41.582			

Lap	Lap Tm	Diff	Gap	Time of Day
(1) Erich KÜHN				
1	46.018	+3.753		15:22:02.774
2	44.074	+1.809	-1.944	15:22:46.848
3	42.863	+0.598	-1.211	15:23:29.711
4	42.760	+0.495	-0.103	15:24:12.471
5	42.265		-0.495	15:24:54.736
6	42.416	+0.151	+0.151	15:25:37.152
7	42.544	+0.279	+0.128	15:26:19.696
8	42.336	+0.071	-0.208	15:27:02.032
9	42.384	+0.119	+0.048	15:27:44.416
10	42.329	+0.064	-0.055	15:28:26.745
11	42.350	+0.085	+0.021	15:29:09.095
12	42.284	+0.019	-0.066	15:29:51.379
Best Tm:	42.265			

Lap	Lap Tm	Diff	Gap	Time of Day
(5) Kardo TAMM				
1	47.714	+3.191		15:22:06.143
2	44.715	+0.192	-2.999	15:22:50.858
3	44.523		-0.192	15:23:35.381
4	45.392	+0.869	+0.869	15:24:20.773
5	45.272	+0.749	-0.120	15:25:06.045
6	45.257	+0.734	-0.015	15:25:51.302
7	45.610	+1.087	+0.353	15:26:36.912
8	44.935	+0.412	-0.675	15:27:21.847
9	44.686	+0.163	-0.249	15:28:06.533
10	44.889	+0.366	+0.203	15:28:51.422
11	46.989	+2.466	+2.100	15:29:38.411
Best Tm:	44.523			

Eesti MV I etapp kardispordis-Tabasalu

Rotax Minimax, Raket, Mini 60

Tabasalu Karting Track, Estonia 0,963 Km

Rotax Minimax, Raket, Mini 60 - free practice 6 - 10 minutes

3.05.2013 15:20

Practice started at 15:20:57

Lap	Lap Tm	Diff	Gap	Time of Day
3	46.401	+1.159	-0.292	15:23:45.593
4	46.159	+0.917	-0.242	15:24:31.752
5	45.521	+0.279	-0.638	15:25:17.273
6	45.242		-0.279	15:26:02.515
7	45.964	+0.722	+0.722	15:26:48.479
8	45.537	+0.295	-0.427	15:27:34.016
9	45.306	+0.064	-0.231	15:28:19.322
10	45.328	+0.086	+0.022	15:29:04.650
11	45.521	+0.279	+0.193	15:29:50.171
Best Tm: 45.242				

Lap	Lap Tm	Diff	Gap	Time of Day
-----	--------	------	-----	-------------

Lap	Lap Tm	Diff	Gap	Time of Day
-----	--------	------	-----	-------------

Eesti MV I etapp kardispordis-Tabasalu

Sorted on Best Lap time

Rotax Minimax, Raket, Mini 60

Tabasalu Karting Track, Estonia 0,963 Km

Rotax Minimax - qualification race - 10 minutes

3.05.2013 16:49

Qualifying started at 16:49:07

Pos	No.	Name	Race Team	Chassis	Best Tm	Diff	Gap	Laps	In Lap	Best Speed
1	44	Ragnar VEERUS	TARK Racing	CRG	38.898			14	13	89,125
2	56	Georg KÕSS	TGT Racing	Tony Kart	38.949	0.051	0.051	16	7	89,009
3	1	Karl LEESMAA	AGS Racing	CRG	39.059	0.161	0.110	15	7	88,758
4	65	Martin LEOTOOTS	Kuningamäe Kart	CRG	39.185	0.287	0.126	15	6	88,473
5	26	Roberts VITOLS	Provento Racing	CRG	39.198	0.300	0.013	15	7	88,443
6	2	Valters ZVIEDRIS	TARK Racing	MS Kart	39.566	0.668	0.368	15	7	87,621
7	16	Matvej MAKUSIN	RB Sport	Birel	39.607	0.709	0.041	15	13	87,530
8	77	Daniel BITTMAN	AGS Racing	Zanardi	39.618	0.720	0.011	15	13	87,506
9	6	Kert William REINASTE	TGT Racing	Tony Kart	39.640	0.742	0.022	15	11	87,457
10	14	Rasmus ARRAS	TARK Racing	Tony Kart	40.732	1.834	1.092	15	4	85,112

Not classified

DQ	19	Artsemi KAMIANOK	Talvar Racing	Intrepid	39.659			15	7	87,415
----	----	------------------	---------------	----------	--------	--	--	----	---	--------

Announcements

Nr. 19 Artsemi Kamianok - alakaal 132 kg. Tulemus tühistatud!

Nr. 44 Ragnar Veerus - uus Rotax Minimax klassi kvalifikatsioonirekord 38,898

Organizer: Birkenwald MTÜ

Orbits

Clerk of the Course: Rainer Kallas

Secretary of race: Ingrid Kiiver-Riisman; Merle Niglas

Timekeeper: Asper Leppik

Results and Laptimes: www.mylaps.ee

Printed: 5.05.2013 15:18:09

MYLAPS

Eesti MV I etapp kardispordis-Tabasalu

Rotax Minimax, Raket, Mini 60

Tabasalu Karting Track, Estonia 0,963 Km

Rotax Minimax - qualification race - 10 minutes

3.05.2013 16:49

Qualifying started at 16:49:07

Lap	Lap Tm	Diff	Gap	Time of Day
(44) Ragnar VEERUS				
1	57.912	+19.014		16:50:20.780
2	42.985	+4.087	-14.927	16:51:03.765
3	39.640	+0.742	-3.345	16:51:43.405
4	39.363	+0.465	-0.277	16:52:22.768
5	39.267	+0.369	-0.096	16:53:02.035
6	39.318	+0.420	+0.051	16:53:41.353
7	39.119	+0.221	-0.199	16:54:20.472
8	39.023	+0.125	-0.096	16:54:59.495
9	39.397	+0.499	+0.374	16:55:38.892
10	39.128	+0.230	-0.269	16:56:18.020
11	39.059	+0.161	-0.069	16:56:57.079
12	38.995	+0.097	-0.064	16:57:36.074
13	38.898	-0.097		16:58:14.972
14	39.637	+0.739	+0.739	16:58:54.609
Best Tm: 38.898				

Lap	Lap Tm	Diff	Gap	Time of Day
(56) Georg KÖSS				
1	42.152	+3.203		16:50:04.369
2	39.517	+0.568	-2.635	16:50:43.886
3	39.320	+0.371	-0.197	16:51:23.206
4	39.151	+0.202	-0.169	16:52:02.357
5	39.166	+0.217	+0.015	16:52:41.523
6	39.108	+0.159	-0.058	16:53:20.631
7	38.949	-0.159		16:53:59.580
8	39.103	+0.154	+0.154	16:54:38.683
9	39.076	+0.127	-0.027	16:55:17.759
10	39.250	+0.301	+0.174	16:55:57.009
11	39.260	+0.311	+0.010	16:56:36.269
12	39.008	+0.059	-0.252	16:57:15.277
13	39.088	+0.139	+0.080	16:57:54.365
14	39.084	+0.135	-0.004	16:58:33.449
15	39.111	+0.162	+0.027	16:59:12.560
16	39.093	+0.144	-0.018	16:59:51.653
Best Tm: 38.949				

Lap	Lap Tm	Diff	Gap	Time of Day
(1) Karl LEESMAA				
1	44.527	+5.468		16:50:21.168
2	39.858	+0.799	-4.669	16:51:01.026
3	39.724	+0.665	-0.134	16:51:40.750
4	39.560	+0.501	-0.164	16:52:20.310
5	39.388	+0.329	-0.172	16:52:59.698
6	39.317	+0.258	-0.071	16:53:39.015
7	39.059	-0.258		16:54:18.074
8	39.384	+0.325	+0.325	16:54:57.458
9	39.083	+0.024	-0.301	16:55:36.541
10	39.427	+0.368	+0.344	16:56:15.968
11	39.383	+0.324	-0.044	16:56:55.351
12	39.346	+0.287	-0.037	16:57:34.697
13	39.505	+0.446	+0.159	16:58:14.202
14	39.211	+0.152	-0.294	16:58:53.413
15	39.296	+0.237	+0.085	16:59:32.709
Best Tm: 39.059				

Lap	Lap Tm	Diff	Gap	Time of Day
(65) Martin LEOTOOTS				
1	43.486	+4.301		16:50:26.998
2	39.817	+0.632	-3.669	16:51:06.815
3	39.543	+0.358	-0.274	16:51:46.358
4	39.351	+0.166	-0.192	16:52:25.709
5	39.330	+0.145	-0.021	16:53:05.039
6	39.185	-0.145		16:53:44.224
7	39.257	+0.072	+0.072	16:54:23.481
8	39.390	+0.205	+0.133	16:55:02.871
9	39.214	+0.029	-0.176	16:55:42.085
10	39.486	+0.301	+0.272	16:56:21.571
11	39.409	+0.224	-0.077	16:57:00.980
12	39.266	+0.081	-0.143	16:57:40.246
13	39.334	+0.149	+0.068	16:58:19.580
14	39.267	+0.082	-0.067	16:58:58.847

Lap	Lap Tm	Diff	Gap	Time of Day
(26) Roberts VITOLS				
15	39.461	+0.276	+0.194	16:59:38.308
Best Tm: 39.185				
(2) Roberts VITOLS				
1	44.550	+5.352		16:50:21.673
2	39.913	+0.715	-4.637	16:51:01.586
3	39.478	+0.280	-0.435	16:51:41.064
4	39.537	+0.339	+0.059	16:52:20.601
5	39.410	+0.212	-0.127	16:53:00.011
6	39.406	+0.208	-0.004	16:53:39.417
7	39.198	-0.208		16:54:18.615
8	39.432	+0.234	+0.234	16:54:58.047
9	39.261	+0.063	-0.171	16:55:37.308
10	39.342	+0.144	+0.081	16:56:16.650
11	39.448	+0.250	+0.106	16:56:56.098
12	39.319	+0.121	-0.129	16:57:35.417
13	39.346	+0.148	+0.027	16:58:14.763
14	39.342	+0.144	-0.004	16:58:54.105
15	39.743	+0.545	+0.401	16:59:33.848
Best Tm: 39.198				

Lap	Lap Tm	Diff	Gap	Time of Day
(2) Valters ZVIEDRIS				
1	43.370	+3.804		16:50:06.215
2	40.135	+0.569	-3.235	16:50:46.350
3	39.945	+0.379	-0.190	16:51:26.295
4	39.781	+0.215	-0.164	16:52:06.076
5	39.806	+0.240	+0.025	16:52:45.882
6	39.698	+0.132	-0.108	16:53:25.580
7	39.566	-0.132		16:54:05.146
8	39.755	+0.189	+0.189	16:54:44.901
9	39.812	+0.246	+0.057	16:55:24.713
10	39.750	+0.184	-0.062	16:56:04.463
11	39.770	+0.204	+0.020	16:56:44.233
12	39.852	+0.286	+0.082	16:57:24.085
13	39.790	+0.224	-0.062	16:58:03.875
14	39.772	+0.206	-0.018	16:58:43.647
15	39.906	+0.340	+0.134	16:59:23.553
Best Tm: 39.566				

Lap	Lap Tm	Diff	Gap	Time of Day
(16) Matvej MAKUSIN				
1	44.752	+5.145		16:50:07.954
2	41.294	+1.687	-3.458	16:50:49.248
3	40.395	+0.788	-0.899	16:51:29.643
4	40.234	+0.627	-0.161	16:52:09.877
5	40.314	+0.707	+0.080	16:52:50.191
6	40.457	+0.850	+0.143	16:53:30.648
7	40.323	+0.716	-0.134	16:54:10.971
8	39.813	+0.206	-0.510	16:54:50.784
9	39.616	+0.009	-0.197	16:55:30.400
10	40.182	+0.575	+0.566	16:56:10.582
11	39.818	+0.211	-0.364	16:56:50.400
12	39.696	+0.089	-0.122	16:57:30.096
13	39.607	-0.089		16:58:09.703
14	39.860	+0.253	+0.253	16:58:49.563
15	39.781	+0.174	-0.079	16:59:29.344
Best Tm: 39.607				

Lap	Lap Tm	Diff	Gap	Time of Day
(77) Daniel BITTMAN				
1	46.935	+7.317		16:50:11.475
2	41.121	+1.503	-5.814	16:50:52.596
3	40.360	+0.742	-0.761	16:51:32.956
4	40.157	+0.539	-0.203	16:52:13.113
5	40.216	+0.598	+0.059	16:52:53.329
6	39.826	+0.208	-0.390	16:53:33.155
7	40.105	+0.487	+0.279	16:54:13.260
8	39.886	+0.268	-0.219	16:54:53.146
9	39.909	+0.291	+0.023	16:55:33.055
10	39.918	+0.300	+0.009	16:56:12.973
11	39.939	+0.321	+0.021	16:56:52.912

Lap	Lap Tm	Diff	Gap	Time of Day
(6) Kert William REINASTE				
12	39.745	+0.127	-0.194	16:57:32.657
13	39.618	-0.127		16:58:12.275
14	39.657	+0.039	+0.039	16:58:51.932
15	40.149	+0.531	+0.492	16:59:32.081
Best Tm: 39.618				

Lap	Lap Tm	Diff	Gap	Time of Day
(6) Kert William REINASTE				
1	45.437	+5.797		16:50:09.380
2	40.913	+1.273	-4.524	16:50:50.293
3	40.316	+0.676	-0.597	16:51:30.609
4	40.042	+0.402	-0.274	16:52:10.651
5	40.174	+0.534	+0.132	16:52:50.825
6	40.026	+0.386	-0.148	16:53:30.851
7	39.857	+0.217	-0.169	16:54:10.708
8	39.679	+0.039	-0.178	16:54:50.387
9	39.786	+0.146	+0.107	16:55:30.173
10	39.965	+0.325	+0.179	16:56:10.138
11	39.640	-0.325		16:56:49.778
12	39.849	+0.209	+0.209	16:57:29.627
13	39.846	+0.206	-0.003	16:58:09.473
14	39.852	+0.212	+0.006	16:58:49.325
15	39.833	+0.193	-0.019	16:59:29.158
Best Tm: 39.640				

Lap	Lap Tm	Diff	Gap	Time of Day
(14) Rasmus ARRAS				
1	46.806	+6.074		16:50:11.931
2	41.057	+0.325	-5.749	16:50:52.988
3	41.126	+0.394	+0.069	16:51:34.114
4	40.732	-0.394		16:52:14.846
5	40.741	+0.009	+0.009	16:52:55.587
6	40.836	+0.104	+0.095	16:53:36.423
7	41.163	+0.431	+0.327	16:54:17.586
8	41.665	+0.933	+0.502	16:54:59.251
9	41.541	+0.809	-0.124	16:55:40.792
10	42.205	+1.473	+0.664	16:56:22.997
11	41.881	+1.149	-0.324	16:57:04.878
12	41.863	+1.131	-0.018	16:57:46.741
13	41.780	+1.048	-0.083	16:58:28.521
14	41.646	+0.914	-0.134	16:59:10.167
15	41.521	+0.789	-0.125	16:59:51.688
Best Tm: 40.732				

Lap	Lap Tm	Diff	Gap	Time of Day
(19) Artsemi KAMIANOK				
1	45.331	+5.672		16:50:08.930
2	40.837	+1.178	-4.494	16:50:49.767
3	40.390	+0.731	-0.447	16:51:30.157
4	40.072	+0.413	-0.318	16:52:10.229
5	40.076	+0.417	+0.004	16:52:50.305
6	40.065	+0.406	-0.011	16:53:30.370
7	39.659	-0.406		16:54:10.029
8	39.888	+0.229	+0.229	16:54:49.917
9	39.803	+0.144	-0.085	16:55:29.720
10	39.826	+0.167	+0.023	16:56:09.546
11	39.785	+0.126	-0.041	16:56:49.331
12	39.821	+0.162	+0.036	16:57:29.152
13	39.797	+0.138	-0.024	16:58:08.949
14	39.752	+0.093	-0.045	16:58:48.701
15	39.717	+0.058	-0.035	16:59:28.418
Best Tm: 39.659				

Organizer: Birkenwald MTÜ

Orbits

Clerk of the Course: Rainer Kallas

Secretary of race: Ingrid Kiiver-Riisman; Merle Niglas

Timekeeper: Asper Leppik

Results and Laptimes: www.mylaps.ee

Printed: 5.05.2013 15:18:15



Eesti MV I etapp kardispordis-Tabasalu

Rotax Minimax, Raket, Mini 60

Tabasalu Karting Track, Estonia 0,963 Km

Rotax Minimax, Raket, Mini 60 – Fastest time`s day 1

Pos	No.	Name	Race Team	Chassis	Overall BestTm	Diff	In Session
Mini 60							
1	47	Mattias Erik RASS	TARK Racing	Birel	41.442	2.609	Rotax Minimax, Raket, Mini 60 - free practice 4
Raket							
1	1	Erich KÜHN	Liqui Moly Roli Team	CRG	42.103	3.270	Rotax Minimax, Raket, Mini 60 - free practice 5
2	5	Kardo TAMM	TGT Racing	Tony Kart	44.523	5.690	Rotax Minimax, Raket, Mini 60 - free practice 6
3	4	Vassili SUMIN	AGS Racing	CRG	45.139	6.306	Rotax Minimax, Raket, Mini 60 - free practice 5
Rotax Minimax							
1	56	Georg KÖSS	TGT Racing	Tony Kart	38.833		Rotax Minimax, Raket, Mini 60 - free practice 2
2	1	Karl LEESMAA	AGS Racing	CRG	38.898	0.065	Rotax Minimax, Raket, Mini 60 - free practice 5
3	44	Ragnar VEERUS	TARK Racing	CRG	38.898	0.065	Rotax Minimax - qualification race - 10 minutes
4	65	Martin LEOTOOTS	Kuningamäe Kart	CRG	39.137	0.304	Rotax Minimax, Raket, Mini 60 - free practice 2
5	26	Roberts VITOLS	Provento Racing	CRG	39.198	0.365	Rotax Minimax - qualification race - 10 minutes
6	2	Valters ZVIEDRIS	TARK Racing	MS Kart	39.223	0.390	Rotax Minimax, Raket, Mini 60 - free practice 3
7	6	Kert William REINASTE	TGT Racing	Tony Kart	39.452	0.619	Rotax Minimax, Raket, Mini 60 - free practice 6
8	19	Artsemi KAMIANOK	Talvar Racing	Intrepid	39.558	0.725	Rotax Minimax, Raket, Mini 60 - free practice 2
9	16	Matvej MAKUSIN	RB Sport	Birel	39.607	0.774	Rotax Minimax - qualification race - 10 minutes
10	77	Daniel BITTMAN	AGS Racing	Zanardi	39.618	0.785	Rotax Minimax - qualification race - 10 minutes
11	14	Rasmus ARRAS	TARK Racing	Tony Kart	39.991	1.158	Rotax Minimax, Raket, Mini 60 - free practice 6

Eesti MV I etapp kardispordis-Tabasalu

Sorted on Best Lap time

Rotax Minimax

Tabasalu Karting Track, Estonia 0,963 Km

Rotax Minimax - warm up - 8 minutes

4.05.2013 09:18

Practice started at 9:22:53

Pos	No.	Name	Race Team	Chassis	Best Tm	Diff	Gap	Laps	In Lap	Best Speed
1	1	Karl LEESMAA	AGS Racing	CRG	38.950			12	11	89,006
2	2	Valters ZVIEDRIS	TARK Racing	MS Kart	39.195	0.245	0.245	12	10	88,450
3	44	Ragnar VEERUS	TARK Racing	CRG	39.218	0.268	0.023	12	12	88,398
4	56	Georg KÖSS	TGT Racing	Tony Kart	39.353	0.403	0.135	12	4	88,095
5	26	Roberts VITOLS	Provento Racing	CRG	39.392	0.442	0.039	12	10	88,008
6	65	Martin LEOTOOTS	Kuningamäe Kart	CRG	39.420	0.470	0.028	12	9	87,945
7	6	Kert William REINASTE	TGT Racing	Tony Kart	39.580	0.630	0.160	12	9	87,590
8	77	Daniel BITTMAN	AGS Racing	Zanardi	39.713	0.763	0.133	12	10	87,296
9	14	Rasmus ARRAS	TARK Racing	Tony Kart	39.915	0.965	0.202	12	8	86,855
10	19	Artsemi KAMIANOK	Talvar Racing	Intrepid	39.975	1.025	0.060	12	8	86,724
11	16	Matvej MAKUSIN	RB Sport	Birel	40.290	1.340	0.315	12	8	86,046

Organizer: Birkenwald MTÜ

Orbits

Clerk of the Course: Rainer Kallas

Secretary of race: Ingrid Kiiver-Riisman; Merle Niglas

Timekeeper: Asper Leppik

Results and Laptimes: www.mylaps.ee

Printed: 5.05.2013 15:18:50

MYLAPS

Eesti MV I etapp kardispordis-Tabasalu

Rotax Minimax

Tabasalu Karting Track, Estonia 0,963 Km

Rotax Minimax - warm up - 8 minutes

4.05.2013 09:18

Practice started at 9:22:53

Lap	Lap Tm	Diff	Gap	Time of Day
(1) Karl LEESMAA				
1	44.305	+5.355		9:23:53.905
2	40.047	+1.097	-4.258	9:24:33.952
3	39.786	+0.836	-0.261	9:25:13.738
4	40.447	+1.497	+0.661	9:25:54.185
5	41.007	+2.057	+0.560	9:26:35.192
6	47.191	+8.241	+6.184	9:27:22.383
7	39.767	+0.817	-7.424	9:28:02.150
8	39.413	+0.463	-0.354	9:28:41.563
9	39.506	+0.556	+0.093	9:29:21.069
10	39.925	+0.975	+0.419	9:30:00.994
11	38.950	-0.975	-0.975	9:30:39.944
12	39.302	+0.352	+0.352	9:31:19.246
Best Tm: 38.950				

Lap	Lap Tm	Diff	Gap	Time of Day
(2) Valters ZVIEDRIS				
1	43.470	+4.275		9:24:06.570
2	40.050	+0.855	-3.420	9:24:46.620
3	40.053	+0.858	+0.003	9:25:26.673
4	39.890	+0.695	-0.163	9:26:06.563
5	39.770	+0.575	-0.120	9:26:46.333
6	39.725	+0.530	-0.045	9:27:26.058
7	40.783	+1.588	+1.058	9:28:06.841
8	39.415	+0.220	-1.368	9:28:46.256
9	39.445	+0.250	+0.030	9:29:25.701
10	39.195	-0.250	-0.250	9:30:04.896
11	39.961	+0.766	+0.766	9:30:44.857
12	39.522	+0.327	-0.439	9:31:24.379
Best Tm: 39.195				

Lap	Lap Tm	Diff	Gap	Time of Day
(44) Ragnar VEERUS				
1	45.321	+6.103		9:23:50.800
2	41.963	+2.745	-3.358	9:24:32.763
3	40.194	+0.976	-1.769	9:25:12.957
4	41.083	+1.865	+0.889	9:25:54.040
5	48.883	+9.665	+7.800	9:26:42.923
6	40.449	+1.231	-8.434	9:27:23.372
7	39.618	+0.400	-0.831	9:28:02.990
8	39.759	+0.541	+0.141	9:28:42.749
9	39.813	+0.595	+0.054	9:29:22.562
10	39.452	+0.234	-0.361	9:30:02.014
11	39.729	+0.511	+0.277	9:30:41.743
12	39.218	-0.511	-0.511	9:31:20.961
Best Tm: 39.218				

Lap	Lap Tm	Diff	Gap	Time of Day
(56) Georg KÖSS				
1	42.450	+3.097		9:23:44.808
2	39.700	+0.347	-2.750	9:24:24.508
3	39.600	+0.247	-0.100	9:25:04.108
4	39.353	-0.247	-0.247	9:25:43.461
5	39.377	+0.024	+0.024	9:26:22.838
6	39.395	+0.042	+0.018	9:27:02.233
7	39.427	+0.074	+0.032	9:27:41.660
8	39.545	+0.192	+0.118	9:28:21.205
9	39.399	+0.046	-0.146	9:29:00.604
10	39.497	+0.144	+0.098	9:29:40.101
11	39.467	+0.114	-0.030	9:30:19.568
12	39.529	+0.176	+0.062	9:30:59.097
Best Tm: 39.353				

Lap	Lap Tm	Diff	Gap	Time of Day
(26) Roberts VITOLS				
1	43.606	+4.214		9:23:51.374
2	40.796	+1.404	-2.810	9:24:32.170
3	40.174	+0.782	-0.622	9:25:12.344
4	39.839	+0.447	-0.335	9:25:52.183
5	39.525	+0.133	-0.314	9:26:31.708
6	39.500	+0.108	-0.025	9:27:11.208
7	39.790	+0.398	+0.290	9:27:50.998

Lap	Lap Tm	Diff	Gap	Time of Day
8	39.730	+0.338	-0.060	9:28:30.728
9	39.542	+0.150	-0.188	9:29:10.270
10	39.392	-0.150	-0.150	9:29:49.662
11	39.614	+0.222	+0.222	9:30:29.276
12	39.556	+0.164	-0.058	9:31:08.832
Best Tm: 39.392				

Lap	Lap Tm	Diff	Gap	Time of Day
(65) Martin LEOTOOTS				
1	43.443	+4.023		9:24:06.176
2	40.236	+0.816	-3.207	9:24:46.412
3	40.287	+0.867	+0.051	9:25:26.699
4	40.036	+0.616	-0.251	9:26:06.735
5	39.740	+0.320	-0.296	9:26:46.475
6	39.710	+0.290	-0.030	9:27:26.185
7	39.980	+0.560	+0.270	9:28:06.165
8	39.608	+0.188	-0.372	9:28:45.773
9	39.420	-0.188	-0.188	9:29:25.193
10	39.492	+0.072	+0.072	9:30:04.685
11	39.433	+0.013	-0.059	9:30:44.118
12	39.544	+0.124	+0.111	9:31:23.662
Best Tm: 39.420				

Lap	Lap Tm	Diff	Gap	Time of Day
(6) Kert William REINASTE				
1	43.347	+3.767		9:23:53.621
2	40.198	+0.618	-3.149	9:24:33.819
3	39.902	+0.322	-0.296	9:25:13.721
4	40.249	+0.669	+0.347	9:25:53.970
5	40.780	+1.200	+0.531	9:26:34.750
6	44.071	+4.491	+3.291	9:27:18.821
7	40.379	+0.799	-3.692	9:27:59.200
8	39.790	+0.210	-0.589	9:28:38.990
9	39.580	-0.210	-0.210	9:29:18.570
10	39.735	+0.155	+0.155	9:29:58.305
11	39.937	+0.357	+0.202	9:30:38.242
12	39.618	+0.038	-0.319	9:31:17.860
Best Tm: 39.580				

Lap	Lap Tm	Diff	Gap	Time of Day
(77) Daniel BITTMAN				
1	44.835	+5.122		9:23:49.631
2	42.373	+2.660	-2.462	9:24:32.004
3	40.682	+0.969	-1.691	9:25:12.686
4	40.801	+1.088	+0.119	9:25:53.487
5	40.699	+0.986	-0.102	9:26:34.186
6	43.968	+4.255	+3.269	9:27:18.154
7	40.314	+0.601	-3.654	9:27:58.468
8	40.045	+0.332	-0.269	9:28:38.513
9	39.883	+0.170	-0.162	9:29:18.396
10	39.713	-0.170	-0.170	9:29:58.109
11	39.778	+0.065	+0.065	9:30:37.887
12	39.765	+0.052	-0.013	9:31:17.652
Best Tm: 39.713				

Lap	Lap Tm	Diff	Gap	Time of Day
(14) Rasmus ARRAS				
1	45.022	+5.107		9:23:51.037
2	42.123	+2.208	-2.899	9:24:33.160
3	40.336	+0.421	-1.787	9:25:13.496
4	40.332	+0.417	-0.004	9:25:53.828
5	41.181	+1.266	+0.849	9:26:35.009
6	44.067	+4.152	+2.886	9:27:19.076
7	40.394	+0.479	-3.673	9:27:59.470
8	39.915	-0.479	-0.479	9:28:39.385
9	40.181	+0.266	+0.266	9:29:19.566
10	40.236	+0.321	+0.055	9:29:59.802
11	39.958	+0.043	-0.278	9:30:39.760
12	40.121	+0.206	+0.163	9:31:19.881
Best Tm: 39.915				

Lap	Lap Tm	Diff	Gap	Time of Day
(19) Artsemi KAMIANOK				

Lap	Lap Tm	Diff	Gap	Time of Day
1	44.960	+4.985		9:23:48.935
2	41.643	+1.668	-3.317	9:24:30.578
3	40.924	+0.949	-0.719	9:25:11.502
4	41.825	+1.850	+0.901	9:25:53.327
5	40.721	+0.746	-1.104	9:26:34.048
6	48.147	+8.172	+7.426	9:27:22.195
7	40.400	+0.425	-7.747	9:28:02.595
8	39.975	-0.425	-0.425	9:28:42.570
9	40.283	+0.308	+0.308	9:29:22.853
10	40.089	+0.114	-0.194	9:30:02.942
11	40.312	+0.337	+0.223	9:30:43.254
12	40.300	+0.325	-0.012	9:31:23.554
Best Tm: 39.975				

Lap	Lap Tm	Diff	Gap	Time of Day
(16) Matvej MAKUSIN				
1	44.750	+4.460		9:23:47.621
2	42.176	+1.886	-2.574	9:24:29.797
3	41.522	+1.232	-0.654	9:25:11.319
4	41.884	+1.594	+0.362	9:25:53.203
5	40.721	+0.431	-1.163	9:26:33.924
6	45.676	+5.386	+4.955	9:27:19.600
7	40.808	+0.518	-4.868	9:28:00.408
8	40.290	-0.518	-0.518	9:28:40.698
9	40.308	+0.018	+0.018	9:29:21.006
10	40.971	+0.681	+0.663	9:30:01.977
11	41.086	+0.796	+0.115	9:30:43.063
12	40.302	+0.012	-0.784	9:31:23.365
Best Tm: 40.290				

Eesti MV I etapp kardispordis-Tabasalu

Sorted on Laps

Rotax Minimax

Tabasalu Karting Track, Estonia 0,963 Km

Rotax Minimax - semifinal - 14 laps

4.05.2013 11:21

Race (14 Laps) started at 11:24:38

Pos	No.	Name	Race Team	Chassis	Laps	Total Tm	Diff	Best Tm	In Lap	Best Speed	Points
1	56	Georg KÕSS	TGT Racing	Tony Kart	14	9:10.465		38.950	10	89,006	15
2	1	Karl LEESMAA	AGS Racing	CRG	14	9:10.536	0.071	38.870	12	89,190	12
3	44	Ragnar VEERUS	TARK Racing	CRG	14	9:10.847	0.382	38.996	5	88,901	10
4	26	Roberts VITOLS	Provento Racing	CRG	14	9:14.350	3.885	39.174	9	88,497	9
5	65	Martin LEOTOOTS	Kuningamäe Kart	CRG	14	9:15.009	4.544	38.947	8	89,013	8
6	2	Valters ZVIEDRIS	TARK Racing	MS Kart	14	9:16.015	5.550	39.030	8	88,824	7
7	77	Daniel BITTMAN	AGS Racing	Zanardi	14	9:20.630	10.165	39.358	6	88,084	6
8	6	Kert William REINASTE	TGT Racing	Tony Kart	14	9:20.983	10.518	39.484	6	87,803	5
9	16	Matvej MAKUSIN	RB Sport	Birel	14	9:24.032	13.567	39.743	7	87,230	4
10	19	Artsemi KAMIANOK	Talvar Racing	Intrepid	14	9:24.103	13.638	39.762	6	87,189	3
11	14	Rasmus ARRAS	TARK Racing	Tony Kart	14	9:24.969	14.504	39.736	11	87,246	2

Announcements

Nr. 1 Karl Leesmaa - uus Rotax Minimax klassi võstlussõidurekord 38,870

Margin of Victory	Avg. Speed	Best Lap Tm	Best Spd	Best Lap by
0.071	88,171	38.870	89,190	1 - Karl LEESMAA

Organizer: Birkenwald MTÜ

Orbits

Clerk of the Course: Rainer Kallas

Secretary of race: Ingrid Kiiver-Riisman; Merle Niglas

Timekeeper: Asper Leppik

Results and Laptimes: www.mylaps.ee

Printed: 5.05.2013 15:19:10

MYLAPS

Eesti MV I etapp kardispordis-Tabasalu

Rotax Minimax

Tabasalu Karting Track, Estonia 0,963 Km

Rotax Minimax - semifinal - 14 laps

4.05.2013 11:21

Race (14 Laps) started at 11:24:38

Lap	Lap Tm	Diff	Gap	Time of Day
(56) Georg KÖSS				
1	41.361	+2.411		11:25:20.018
2	39.412	+0.462	-1.949	11:25:59.430
3	39.156	+0.206	-0.256	11:26:38.586
4	39.071	+0.121	-0.085	11:27:17.657
5	38.961	+0.011	-0.110	11:27:56.618
6	39.028	+0.078	+0.067	11:28:35.646
7	39.052	+0.102	+0.024	11:29:14.698
8	38.995	+0.045	-0.057	11:29:53.693
9	39.092	+0.142	+0.097	11:30:32.785
10	38.950		-0.142	11:31:11.735
11	39.079	+0.129	+0.129	11:31:50.814
12	39.028	+0.078	-0.051	11:32:29.842
13	39.160	+0.210	+0.132	11:33:09.002
14	40.092	+1.142	+0.932	11:33:49.094
Best Tm:	38.950			

Lap	Lap Tm	Diff	Gap	Time of Day
(1) Karl LEESMAA				
1	41.333	+2.463		11:25:20.097
2	39.593	+0.723	-1.740	11:25:59.690
3	39.394	+0.524	-0.199	11:26:39.084
4	39.199	+0.329	-0.195	11:27:18.283
5	38.888	+0.018	-0.311	11:27:57.171
6	39.056	+0.186	+0.168	11:28:36.227
7	39.126	+0.256	+0.070	11:29:15.353
8	38.925	+0.055	-0.201	11:29:54.278
9	39.100	+0.230	+0.175	11:30:33.378
10	38.943	+0.073	-0.157	11:31:12.321
11	38.916	+0.046	-0.027	11:31:51.237
12	38.870		-0.046	11:32:30.107
13	38.984	+0.114	+0.114	11:33:09.091
14	40.074	+1.204	+1.090	11:33:49.165
Best Tm:	38.870			

Lap	Lap Tm	Diff	Gap	Time of Day
(44) Ragnar VEERUS				
1	41.185	+2.189		11:25:19.814
2	39.788	+0.792	-1.397	11:25:59.602
3	39.384	+0.388	-0.404	11:26:38.986
4	39.139	+0.143	-0.245	11:27:18.125
5	38.996		-0.143	11:27:57.121
6	39.083	+0.087	+0.087	11:28:36.204
7	39.297	+0.301	+0.214	11:29:15.501
8	39.043	+0.047	-0.254	11:29:54.544
9	39.055	+0.059	+0.012	11:30:33.599
10	39.204	+0.208	+0.149	11:31:12.803
11	39.021	+0.025	-0.183	11:31:51.824
12	39.254	+0.258	+0.233	11:32:31.078
13	39.166	+0.170	-0.088	11:33:10.244
14	39.232	+0.236	+0.066	11:33:49.476
Best Tm:	38.996			

Lap	Lap Tm	Diff	Gap	Time of Day
(26) Roberts VITOLS				
1	41.498	+2.324		11:25:20.374
2	39.609	+0.435	-1.889	11:25:59.983
3	39.240	+0.066	-0.369	11:26:39.223
4	40.023	+0.849	+0.783	11:27:19.246
5	39.233	+0.059	-0.790	11:27:58.479
6	39.305	+0.131	+0.072	11:28:37.784
7	39.258	+0.084	-0.047	11:29:17.042
8	39.230	+0.056	-0.028	11:29:56.272
9	39.174		-0.056	11:30:35.446
10	39.607	+0.433	+0.433	11:31:15.053
11	39.801	+0.627	+0.194	11:31:54.854
12	39.355	+0.181	-0.446	11:32:34.209
13	39.313	+0.139	-0.042	11:33:13.522
14	39.457	+0.283	+0.144	11:33:52.979
Best Tm:	39.174			

Lap	Lap Tm	Diff	Gap	Time of Day
(65) Martin LEOTOOTS				
1	41.345	+2.398		11:25:20.161
2	39.914	+0.967	-1.431	11:26:00.075
3	39.654	+0.707	-0.260	11:26:39.729
4	39.698	+0.751	+0.044	11:27:19.427
5	39.403	+0.456	-0.295	11:27:58.830
6	39.033	+0.086	-0.370	11:28:37.863
7	39.716	+0.769	+0.683	11:29:17.579
8	38.947		-0.769	11:29:56.526
9	39.011	+0.064	+0.064	11:30:35.537
10	39.367	+0.420	+0.356	11:31:14.904
11	39.786	+0.839	+0.419	11:31:54.690
12	39.711	+0.764	-0.075	11:32:34.401
13	39.812	+0.865	+0.101	11:33:14.213
14	39.425	+0.478	-0.387	11:33:53.638
Best Tm:	38.947			

Lap	Lap Tm	Diff	Gap	Time of Day
(2) Valters ZVIEDRIS				
1	41.649	+2.619		11:25:20.561
2	39.711	+0.681	-1.938	11:26:00.272
3	39.299	+0.269	-0.412	11:26:39.571
4	39.764	+0.734	+0.465	11:27:19.335
5	39.641	+0.611	-0.123	11:27:58.976
6	39.106	+0.076	-0.535	11:28:38.082
7	39.296	+0.266	+0.190	11:29:17.378
8	39.030		-0.266	11:29:56.408
9	39.426	+0.396	+0.396	11:30:35.834
10	39.316	+0.286	-0.110	11:31:15.150
11	40.173	+1.143	+0.857	11:31:55.323
12	39.226	+0.196	-0.947	11:32:34.549
13	40.121	+1.091	+0.895	11:33:14.670
14	39.974	+0.944	-0.147	11:33:54.644
Best Tm:	39.030			

Lap	Lap Tm	Diff	Gap	Time of Day
(77) Daniel BITTMAN				
1	42.109	+2.751		11:25:21.185
2	39.940	+0.582	-2.169	11:26:01.125
3	39.679	+0.321	-0.261	11:26:40.804
4	39.909	+0.551	+0.230	11:27:20.713
5	39.755	+0.397	-0.154	11:28:00.468
6	39.358		-0.397	11:28:39.826
7	39.943	+0.585	+0.585	11:29:19.769
8	40.106	+0.748	+0.163	11:29:59.875
9	39.744	+0.386	-0.362	11:30:39.619
10	39.627	+0.269	-0.117	11:31:19.246
11	39.863	+0.505	+0.236	11:31:59.109
12	39.993	+0.635	+0.130	11:32:39.102
13	39.960	+0.602	-0.033	11:33:19.062
14	40.197	+0.839	+0.237	11:33:59.259
Best Tm:	39.358			

Lap	Lap Tm	Diff	Gap	Time of Day
(6) Kert William REINASTE				
1	42.601	+3.117		11:25:21.973
2	40.092	+0.608	-2.509	11:26:02.065
3	39.853	+0.369	-0.239	11:26:41.918
4	40.313	+0.829	+0.460	11:27:22.231
5	39.565	+0.081	-0.748	11:28:01.796
6	39.484		-0.081	11:28:41.280
7	39.596	+0.112	+0.112	11:29:20.876
8	39.493	+0.009	-0.103	11:30:00.369
9	39.578	+0.094	+0.085	11:30:39.947
10	39.513	+0.029	-0.065	11:31:19.460
11	39.724	+0.240	+0.211	11:31:59.184
12	41.083	+1.599	+1.359	11:32:40.267
13	39.777	+0.293	-1.306	11:33:20.044
14	39.568	+0.084	-0.209	11:33:59.612
Best Tm:	39.484			

Lap	Lap Tm	Diff	Gap	Time of Day
(16) Matvej MAKUSIN				
1	42.491	+2.748		11:25:21.696
2	40.209	+0.466	-2.282	11:26:01.905
3	39.920	+0.177	-0.289	11:26:41.825
4	40.799	+1.056	+0.879	11:27:22.624
5	40.557	+0.814	-0.242	11:28:03.181
6	39.854	+0.111	-0.703	11:28:43.035
7	39.743		-0.111	11:29:22.778
8	40.094	+0.351	+0.351	11:30:02.872
9	39.777	+0.034	-0.317	11:30:42.649
10	39.993	+0.250	+0.216	11:31:22.642
11	39.833	+0.090	-0.160	11:32:02.475
12	40.091	+0.348	+0.258	11:32:42.566
13	39.878	+0.135	-0.213	11:33:22.444
14	40.217	+0.474	+0.339	11:34:02.661
Best Tm:	39.743			

Lap	Lap Tm	Diff	Gap	Time of Day
(19) Artsemi KAMIANOK				
1	42.547	+2.785		11:25:22.178
2	40.303	+0.541	-2.244	11:26:02.481
3	39.961	+0.199	-0.342	11:26:42.442
4	40.255	+0.493	+0.294	11:27:22.697
5	39.764	+0.002	-0.491	11:28:02.461
6	39.762		-0.002	11:28:42.223
7	39.859	+0.097	+0.097	11:29:22.082
8	40.071	+0.309	+0.212	11:30:02.153
9	40.095	+0.333	+0.024	11:30:42.248
10	39.989	+0.227	-0.106	11:31:22.237
11	39.933	+0.171	-0.056	11:32:02.170
12	40.209	+0.447	+0.276	11:32:42.379
13	40.137	+0.375	-0.072	11:33:22.516
14	40.216	+0.454	+0.079	11:34:02.732
Best Tm:	39.762			

Lap	Lap Tm	Diff	Gap	Time of Day
(14) Rasmus ARRAS				
1	42.476	+2.740		11:25:21.838
2	40.431	+0.695	-2.045	11:26:02.269
3	39.963	+0.227	-0.468	11:26:42.232
4	40.791	+1.055	+0.828	11:27:23.023
5	40.450	+0.714	-0.341	11:28:03.473
6	39.920	+0.184	-0.530	11:28:43.393
7	39.913	+0.177	-0.007	11:29:23.306
8	40.167	+0.431	+0.254	11:30:03.473
9	39.852	+0.116	-0.315	11:30:43.325
10	39.881	+0.145	+0.029	11:31:23.206
11	39.736		-0.145	11:32:02.942
12	40.093	+0.357	+0.357	11:32:43.035
13	39.995	+0.259	-0.098	11:33:23.030
14	40.568	+0.832	+0.573	11:34:03.598
Best Tm:	39.736			

Eesti MV I etapp kardispordis-Tabasalu

Lapchart

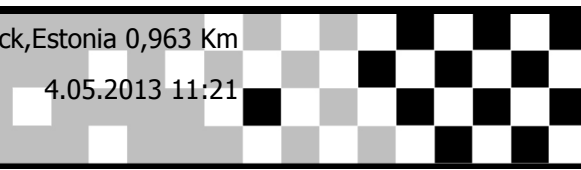
Rotax Minimax

Tabasalu Karting Track, Estonia 0,963 Km

Rotax Minimax - semifinal - 14 laps

4.05.2013 11:21

Race (14 Laps) started at 11:24:38



Competitors	Laps														
	0	1	2	3	4	5	6	7	8	9	10	11	12	13	14
Ragnar VEERUS (44)	1	44	44	56	56	56	56	56	56	56	56	56	56	56	56
Georg KÕSS (56)	2	56	56	44	44	44	44	44	1	1	1	1	1	1	1
Karl LEESMAA (1)	3	1	1	1	1	1	1	1	44	44	44	44	44	44	44
Martin LEOTOOTS (65)	4	65	65	26	26	26	26	26	26	26	65	65	26	26	26
Roberts VITOLS (26)	5	26	26	65	2	2	65	65	2	2	65	26	26	65	65
Valters ZVIEDRIS (2)	6	2	2	2	65	65	2	2	65	65	2	2	2	2	2
Daniel BITTMAN (77)	7	77	77	77	77	77	77	77	77	77	77	77	77	77	77
Matvej MAKUSIN (16)	8	16	16	16	16	6	6	6	6	6	6	6	6	6	6
Rasmus ARRAS (14)	9	14	14	6	6	16	19	19	19	19	19	19	19	19	16
Kert William REINASTE (6)	10	6	6	14	14	19	16	16	16	16	16	16	16	16	19
Artsemi KAMIANOK (19)	11	19	19	19	19	14	14	14	14	14	14	14	14	14	14

Eesti MV I etapp kardispordis-Tabasalu

Sorted on Laps

Rotax Minimax

Tabasalu Karting Track, Estonia 0,963 Km

Rotax Minimax - final race - 16 laps

4.05.2013 14:22

Race (16 Laps) started at 14:23:47

Pos	No.	Name	Race Team	Chassis	Laps	Total Tm	Diff	Best Tm	In Lap	Best Speed	Points
1	56	Georg KÕSS	TGT Racing	Tony Kart	16	10:28.092		39.039	12	88,804	30
2	44	Ragnar VEERUS	TARK Racing	CRG	16	10:34.187	6.095	39.219	8	88,396	24
3	1	Karl LEESMAA	AGS Racing	CRG	16	10:34.672	6.580	39.312	4	88,187	20
4	26	Roberts VITOLS	Provento Racing	CRG	16	10:39.678	11.586	39.422	3	87,941	18
5	6	Kert William REINASTE	TGT Racing	Tony Kart	16	10:41.405	13.313	39.631	11	87,477	16
6	19	Artsemi KAMIANOK	Talvar Racing	Intrepid	16	10:47.183	19.091	39.859	13	86,977	14
7	14	Rasmus ARRAS	TARK Racing	Tony Kart	16	10:53.698	25.606	40.002	5	86,666	12
8	2	Valters ZVIEDRIS	TARK Racing	MS Kart	7	4:50.707	9 Laps	39.571	3	87,610	10
9	65	Martin LEOTOOTS	Kuningamäe Kart	CRG	3	2:01.634	13 Laps	39.583	3	87,583	8
10	77	Daniel BITTMAN	AGS Racing	Zanardi		0.453	16 Laps		0	-	0
11	16	Matvej MAKUSIN	RB Sport	Birel		0.830	16 Laps		0	-	0

Margin of Victory**Avg. Speed****Best Lap Tm****Best Spd****Best Lap by**

6.095

88,313

39.039

88,804

56 - Georg KÕSS

Organizer: Birkenwald MTÜ

Orbits

Clerk of the Course: Rainer Kallas

Secretary of race: Ingrid Kiiver-Riisman; Merle Niglas

Timekeeper: Asper Leppik

Results and Laptimes: www.mylaps.ee

Printed: 5.05.2013 15:19:42

MYLAPS

Eesti MV I etapp kardisportdis-Tabasalu

Rotax Minimax

Tabasalu Karting Track, Estonia 0,963 Km

Rotax Minimax - final race - 16 laps

4.05.2013 14:22

Race (16 Laps) started at 14:23:47

Lap	Lap Tm	Diff	Gap	Time of Day
(56) Georg KÖSS				
1	40.324	+1.285		14:24:27.841
2	39.524	+0.485	-0.800	14:25:07.365
3	39.244	+0.205	-0.280	14:25:46.609
4	39.207	+0.168	-0.037	14:26:25.816
5	39.140	+0.101	-0.067	14:27:04.956
6	39.195	+0.156	+0.055	14:27:44.151
7	39.343	+0.304	+0.148	14:28:23.494
8	39.107	+0.068	-0.236	14:29:02.601
9	39.052	+0.013	-0.055	14:29:41.653
10	39.181	+0.142	+0.129	14:30:20.834
11	39.217	+0.178	+0.036	14:31:00.051
12	39.039	-0.178	-0.178	14:31:39.090
13	39.082	+0.043	+0.043	14:32:18.172
14	39.160	+0.121	+0.078	14:32:57.332
15	39.128	+0.089	-0.032	14:33:36.460
16	39.149	+0.110	+0.021	14:34:15.609
Best Tm: 39.039				

Lap	Lap Tm	Diff	Gap	Time of Day
(44) Ragnar VEERUS				
1	40.643	+1.424		14:24:28.251
2	39.894	+0.675	-0.749	14:25:08.145
3	39.389	+0.170	-0.505	14:25:47.534
4	39.342	+0.123	-0.047	14:26:26.876
5	39.743	+0.524	+0.401	14:27:06.619
6	39.590	+0.371	-0.153	14:27:46.209
7	39.465	+0.246	-0.125	14:28:25.674
8	39.219	-0.246	-0.246	14:29:04.893
9	39.852	+0.633	+0.633	14:29:44.745
10	39.494	+0.275	-0.358	14:30:24.239
11	39.490	+0.271	-0.004	14:31:03.729
12	39.506	+0.287	+0.016	14:31:43.235
13	39.452	+0.233	-0.054	14:32:22.687
14	39.343	+0.124	-0.109	14:33:02.030
15	39.868	+0.649	+0.525	14:33:41.898
16	39.806	+0.587	-0.062	14:34:21.704
Best Tm: 39.219				

Lap	Lap Tm	Diff	Gap	Time of Day
(1) Karl LEESMAA				
1	40.890	+1.578		14:24:28.528
2	39.756	+0.444	-1.134	14:25:08.284
3	39.326	+0.014	-0.430	14:25:47.610
4	39.312	-0.014	-0.014	14:26:26.922
5	39.532	+0.220	+0.220	14:27:06.454
6	39.554	+0.242	+0.022	14:27:46.008
7	39.485	+0.173	-0.069	14:28:25.493
8	39.449	+0.137	-0.036	14:29:04.942
9	39.642	+0.330	+0.193	14:29:44.584
10	39.412	+0.100	-0.230	14:30:23.996
11	39.514	+0.202	+0.102	14:31:03.510
12	39.506	+0.194	-0.008	14:31:43.016
13	39.542	+0.230	+0.036	14:32:22.558
14	39.511	+0.199	-0.031	14:33:02.069
15	40.098	+0.786	+0.587	14:33:42.167
16	40.022	+0.710	-0.076	14:34:22.189
Best Tm: 39.312				

Lap	Lap Tm	Diff	Gap	Time of Day
(26) Roberts VITOLS				
1	42.442	+3.020		14:24:30.163
2	39.666	+0.244	-2.776	14:25:09.829
3	39.422	-0.244	-0.244	14:25:49.251
4	41.303	+1.881	+1.881	14:26:30.554
5	39.850	+0.428	-1.453	14:27:10.404
6	40.267	+0.845	+0.417	14:27:50.671
7	39.579	+0.157	-0.688	14:28:30.250
8	39.631	+0.209	+0.052	14:29:09.881
9	39.882	+0.460	+0.251	14:29:49.763
10	39.725	+0.303	-0.157	14:30:29.488
11	39.603	+0.181	-0.122	14:31:09.091

Lap	Lap Tm	Diff	Gap	Time of Day
12	39.654	+0.232	+0.051	14:31:48.745
13	39.486	+0.064	-0.168	14:32:28.231
14	39.612	+0.190	+0.126	14:33:07.843
15	39.603	+0.181	-0.009	14:33:47.446
16	39.749	+0.327	+0.146	14:34:27.195
Best Tm: 39.422				

Lap	Lap Tm	Diff	Gap	Time of Day
(6) Kert William REINASTE				
1	42.663	+3.032		14:24:30.678
2	40.242	+0.611	-2.421	14:25:10.920
3	40.047	+0.416	-0.195	14:25:50.967
4	39.910	+0.279	-0.137	14:26:30.877
5	39.791	+0.160	-0.119	14:27:10.668
6	40.218	+0.587	+0.427	14:27:50.886
7	39.702	+0.071	-0.516	14:28:30.588
8	39.697	+0.066	-0.005	14:29:10.285
9	39.755	+0.124	+0.058	14:29:50.040
10	39.859	+0.228	+0.104	14:30:29.899
11	39.631	-0.228	-0.228	14:31:09.530
12	39.863	+0.232	+0.232	14:31:49.393
13	39.773	+0.142	-0.090	14:32:29.166
14	39.866	+0.235	+0.093	14:33:09.032
15	40.045	+0.414	+0.179	14:33:49.077
16	39.845	+0.214	-0.200	14:34:28.922
Best Tm: 39.631				

Lap	Lap Tm	Diff	Gap	Time of Day
(19) Artsemi KAMIANOK				
1	44.261	+4.402		14:24:32.610
2	40.465	+0.606	-3.796	14:25:13.075
3	40.165	+0.306	-0.300	14:25:53.240
4	40.280	+0.421	+0.115	14:26:33.520
5	40.377	+0.518	+0.097	14:27:13.897
6	40.279	+0.420	-0.098	14:27:54.176
7	40.080	+0.221	-0.199	14:28:34.256
8	40.082	+0.223	+0.002	14:29:14.338
9	40.192	+0.333	+0.110	14:29:54.530
10	40.107	+0.248	-0.085	14:30:34.637
11	39.899	+0.040	-0.208	14:31:14.536
12	40.007	+0.148	+0.108	14:31:54.543
13	39.859	-0.148	-0.148	14:32:34.402
14	40.079	+0.220	+0.220	14:33:14.481
15	40.153	+0.294	+0.074	14:33:54.634
16	40.066	+0.207	-0.087	14:34:34.700
Best Tm: 39.859				

Lap	Lap Tm	Diff	Gap	Time of Day
(14) Rasmus ARRAS				
1	48.272	+8.270		14:24:37.017
2	40.742	+0.740	-7.530	14:25:17.759
3	40.509	+0.507	-0.233	14:25:58.268
4	40.317	+0.315	-0.192	14:26:38.585
5	40.002	-0.315	-0.315	14:27:18.587
6	40.486	+0.484	+0.484	14:27:59.073
7	40.343	+0.341	-0.143	14:28:39.416
8	40.070	+0.068	-0.273	14:29:19.486
9	40.166	+0.164	+0.096	14:29:59.652
10	40.309	+0.307	+0.143	14:30:39.961
11	40.361	+0.359	+0.052	14:31:20.322
12	40.208	+0.206	-0.153	14:32:00.530
13	40.291	+0.289	+0.083	14:32:40.821
14	40.195	+0.193	-0.096	14:33:21.016
15	40.075	+0.073	-0.120	14:34:01.091
16	40.124	+0.122	+0.049	14:34:41.215
Best Tm: 40.002				

Lap	Lap Tm	Diff	Gap	Time of Day
(2) Valters ZVIEDRIS				
1	41.847	+2.276		14:24:29.667
2	39.810	+0.239	-2.037	14:25:09.477
3	39.571	-0.239	-0.239	14:25:49.048
4	49.375	+9.804	+9.804	14:26:38.423

Lap	Lap Tm	Diff	Gap	Time of Day
5	39.820	+0.249	-9.555	14:27:18.243
6	39.938	+0.367	+0.118	14:27:58.181
7	40.043	+0.472	+0.105	14:28:38.224
Best Tm: 39.571				

Lap	Lap Tm	Diff	Gap	Time of Day
(65) Martin LEOTOOTS				
1	41.965	+2.382		14:24:29.744
2	39.824	+0.241	-2.141	14:25:09.568
3	39.583	-0.241	-0.241	14:25:49.151
Best Tm: 39.583				

Lap	Lap Tm	Diff	Gap	Time of Day
(77) Daniel BITTMAN				
Best Tm:				

Lap	Lap Tm	Diff	Gap	Time of Day
(16) Matvej MAKUSIN				
Best Tm:				

Eesti MV I etapp kardispordis-Tabasalu

Lapchart

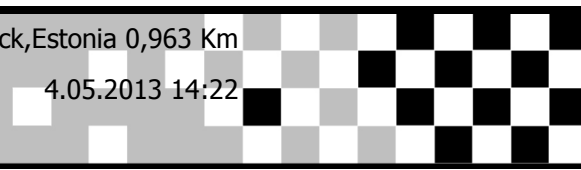
Rotax Minimax

Tabasalu Karting Track, Estonia 0,963 Km

Rotax Minimax - final race - 16 laps

4.05.2013 14:22

Race (16 Laps) started at 14:23:47



Competitors	Laps																
	0	1	2	3	4	5	6	7	8	9	10	11	12	13	14	15	16
Georg KÕSS (56)	1	56	56	56	56	56	56	56	56	56	56	56	56	56	56	56	56
Ragnar VEERUS (44)	2	44	44	44	44	44	1	1	1	44	1	1	1	1	44	44	44
Karl LEESMAA (1)	3	1	1	1	1	1	44	44	44	1	44	44	44	44	1	1	1
Roberts VITOLS (26)	4	26	2	2	2	26	26	26	26	26	26	26	26	26	26	26	26
Martin LEOTOOTS (65)	5	65	65	65	65	6	6	6	6	6	6	6	6	6	6	6	6
Valters ZVIEDRIS (2)	6	2	26	26	26	19	19	19	19	19	19	19	19	19	19	19	19
Daniel BITTMAN (77)	7	77	6	6	6	2	2	2	2	14	14	14	14	14	14	14	14
Kert William REINASTE (6)	8	6	19	19	19	14	14	14	14								
Matvej MAKUSIN (16)	9	16	14	14	14												
Artsemi KAMIANOK (19)	10	19															
Rasmus ARRAS (14)	11	14															

Organizer: Birkenwald MTÜ

Orbits

Clerk of the Course: Rainer Kallas

Secretary of race: Ingrid Kiiver-Riisman; Merle Niglas

Timekeeper: Asper Leppik

Results and Laptimes: www.mylaps.ee

Printed: 5.05.2013 15:19:58



Eesti MV I etapp kardispordis-Tabasalu

Rotax Minimax

Tabasalu Karting Track, Estonia 0,963 Km

Rotax Minimax - Summary

Pos	No.	Name	Race Team	Chassis	R1.	R2.	Total points
1	56	Georg KÕSS	TGT Racing	Tony Kart	15	30	45
2	44	Ragnar VEERUS	TARK Racing	CRG	10	24	34
3	1	Karl LEESMAA	AGS Racing	CRG	12	20	32
4	26	Roberts VITOLS	Provento Racing	CRG	9	18	27
5	6	Kert William REINASTE	TGT Racing	Tony Kart	5	16	21
6	19	Artsemi KAMIANOK	Talvar Racing	Intrepid	3	14	17
7	2	Valters ZVIEDRIS	TARK Racing	MS Kart	7	10	17
8	65	Martin LEOTOOTS	Kuningamäe Kart	CRG	8	8	16
9	14	Rasmus ARRAS	TARK Racing	Tony Kart	2	12	14
10	77	Daniel BITTMAN	AGS Racing	Zanardi	6	0	6
11	16	Matvej MAKUSIN	RB Sport	Birel	4	0	4

Organizer: Birkenwald MTÜ

Orbits

Clerk of the Course: Rainer Kallas

Secretary of race: Ingrid Kiiver-Riisman; Merle Niglas

Timekeeper: Asper Leppik

Results and Laptimes: www.mylaps.ee

Printed: 5.05.2013 15:20:10

MYLAPS

Eesti MV I etapp kardispordis-Tabasalu

Rotax Minimax

Tabasalu Karting Track, Estonia 0,963 Km

Rotax Minimax – Fastest time`s day 2

Pos	No.	Name	Race Team	Chassis	Overall BestTm	Diff	In Session
1	1	Karl LEESMAA	AGS Racing	CRG	38.870		Rotax Minimax - semifinal - 14 laps
2	65	Martin LEOTOOTS	Kuningamäe Kart	CRG	38.947	0.077	Rotax Minimax - semifinal - 14 laps
3	56	Georg KÕSS	TGT Racing	Tony Kart	38.950	0.080	Rotax Minimax - semifinal - 14 laps
4	44	Ragnar VEERUS	TARK Racing	CRG	38.996	0.126	Rotax Minimax - semifinal - 14 laps
5	2	Valters ZVIEDRIS	TARK Racing	MS Kart	39.030	0.160	Rotax Minimax - semifinal - 14 laps
6	26	Roberts VITOLS	Provento Racing	CRG	39.174	0.304	Rotax Minimax - semifinal - 14 laps
7	77	Daniel BITTMAN	AGS Racing	Zanardi	39.358	0.488	Rotax Minimax - semifinal - 14 laps
8	6	Kert William REINASTE	TGT Racing	Tony Kart	39.484	0.614	Rotax Minimax - semifinal - 14 laps
9	14	Rasmus ARRAS	TARK Racing	Tony Kart	39.736	0.866	Rotax Minimax - semifinal - 14 laps
10	16	Matvej MAKUSIN	RB Sport	Birel	39.743	0.873	Rotax Minimax - semifinal - 14 laps
11	19	Artsemi KAMIANOK	Talvar Racing	Intrepid	39.762	0.892	Rotax Minimax - semifinal - 14 laps

Organizer: Birkenwald MTÜ

Orbits

Clerk of the Course: Rainer Kallas

Secretary of race: Ingrid Kiiver-Riisman; Merle Niglas

Timekeeper: Asper Leppik

Results and Laptimes: www.mylaps.ee

Printed: 5.05.2013 15:20:19

MYLAPS

Rotax Minimax Eesti MV kardispordis 2013

2013

#1

Pos	No.	Name	Total	Diff	Gap	R1	R2	Total
1	56	Georg KÖSS	45	0	0	15	30	45
2	44	Ragnar VEERUS	34	11	11	10	24	34
3	1	Karl LEESMAA	32	13	2	12	20	32
4	26	Roberts VITOLS	27	18	5	9	18	27
5	6	Kert William REINASTE	21	24	6	5	16	21
6	19	Artsemi KAMIANOK	17	28	4	3	14	17
7	2	Valters ZVIEDRIS	17	28	0	7	10	17
8	65	Martin LEOTOOTS	16	29	1	8	8	16
9	14	Rasmus ARRAS	14	31	2	2	12	14
10	77	Daniel BITTMAN	6	39	8	6	0	6
11	16	Matvej MAKUSIN	4	41	2	4	0	4

Event Legend

#1 3.05.2013 Eesti MV I etapp kardispordis-Tabasalu