



# EMV II etapp mootorkelgukrossis

Sorted on Best Lap time

Treeningsõidud

Müüriku,Väike-Maarja 1,500 Km

Open + Veteran - treening

18.02.2012 11:50

Practice started at 11:36:58

Pos	No.	Name	Nat	Class	Make	Race Team	Best Tm	Diff	Gap	Laps	In Lap	Best Speed
1	28	Priit Järvloo	EST	Open	Lynx	Saanikuur	1:44.098			7	2	51,874
2	1	Mart Meeru	EST	Open	Lynx	Jetsport	1:46.065	1.967	1.967	8	7	50,912
3	10	Kaur Tiisler	EST	Open	Ski-Doo	Yamamoto RC	1:52.744	8.646	6.679	4	2	47,896
4	11	Markus Lutsokert	EST	Open	Lynx	LIX	2:03.113	19.015	10.369	3	2	43,862
5	49	Olav Kivi	EST	Veteran	Lynx	BRP RT	2:03.305	19.207	0.192	7	3	43,794
6	7	Margus Kesküla	EST	Veteran	Ski-Doo	BRP RT	2:05.813	21.715	2.508	6	5	42,921
7	32	Tõnu Zeiger	EST	Veteran	Arctic Cat	Yamamoto RC	2:11.290	27.192	5.477	7	6	41,130

# EMV II etapp mootorkelgukrossis

Treeningsõidud

Müüriku, Väike-Maarja 1,500 Km

Open + Veteran - treening

18.02.2012 11:50

Practice started at 11:36:58

Lap	Lap Tm	Diff	Time of Day
<b>(28) Priit Järvelo</b>			
1	1:49.465	+5.367	11:39:12.419
2	<b>1:44.098</b>		11:40:56.517
3	1:46.151	+2.053	11:42:42.668
4	1:56.576	+12.478	11:44:39.244
5	1:44.397	+0.299	11:46:23.641
6	4:35.049	+2:50.951	11:50:58.690
7	1:48.110	+4.012	11:52:46.800

Lap	Lap Tm	Diff	Time of Day
<b>(1) Mart Meeru</b>			
1	2:13.664	+27.599	11:39:30.236
2	1:46.892	+0.827	11:41:17.128
3	1:48.124	+2.059	11:43:05.252
4	1:47.067	+1.002	11:44:52.319
5	1:47.925	+1.860	11:46:40.244
6	3:39.711	+1:53.646	11:50:19.955
7	<b>1:46.065</b>		11:52:06.020
8	1:50.355	+4.290	11:53:56.375

Lap	Lap Tm	Diff	Time of Day
<b>(10) Kaur Tiisler</b>			
1	2:11.393	+18.649	11:39:49.304
2	<b>1:52.744</b>		11:41:42.048
3	2:42.018	+49.274	11:44:24.066
4	2:40.866	+48.122	11:47:04.932

Lap	Lap Tm	Diff	Time of Day
<b>(11) Markus Lutsokert</b>			
1	2:05.533	+2.420	11:40:07.257
2	<b>2:03.113</b>		11:42:10.370
3	2:05.952	+2.839	11:44:16.322

Lap	Lap Tm	Diff	Time of Day
<b>(49) Olav Kivi</b>			
1	2:07.086	+3.781	11:39:15.183
2	2:05.129	+1.824	11:41:20.312
3	<b>2:03.305</b>		11:43:23.617
4	2:06.872	+3.567	11:45:30.489
5	2:06.505	+3.200	11:47:36.994
6	2:05.965	+2.660	11:49:42.959
7	2:07.889	+4.584	11:51:50.848

Lap	Lap Tm	Diff	Time of Day
<b>(7) Margus Kesküla</b>			
1	2:29.380	+23.567	11:40:46.632
2	2:12.130	+6.317	11:42:58.762
3	2:13.639	+7.826	11:45:12.401
4	2:25.542	+19.729	11:47:37.943
5	<b>2:05.813</b>		11:49:43.756
6	2:08.477	+2.664	11:51:52.233

Lap	Lap Tm	Diff	Time of Day
<b>(32) Tõnu Zeiger</b>			
1	2:20.664	+9.374	11:39:51.404
2	2:12.710	+1.420	11:42:04.114
3	2:13.793	+2.503	11:44:17.907
4	2:15.489	+4.199	11:46:33.396
5	2:13.400	+2.110	11:48:46.796
6	<b>2:11.290</b>		11:50:58.086
7	2:13.608	+2.318	11:53:11.694



# EMV II etapp mootorkelgukrossis

Sorted on Laps

Open

Müüriku,Väike-Maarja 1,500 Km

1. finaal - Open - 15 minutit + 1 ring

18.02.2012 13:00

Race started at 12:48:52

Pos	No.	Name	Nat	Make	Race Team	Total Tm	Diff	Gap	Laps	In Lap	Best Tm	Best Speed	Points
1	28	Priit Järvloo	EST	Lynx	Saanikuur	17:56.717			10	1	1:45.049	51,405	25
2	1	Mart Meeru	EST	Lynx	Jetsport	18:20.892	24.175	24.175	10	3	1:45.958	50,964	22
3	49	Olav Kivi	EST	Lynx	BRP RT	18:36.857	1 Lap	1 Lap	9	3	1:59.773	45,085	20
4	10	Kaur Tiisler	EST	Ski-Doo	Yamamoto RC	18:44.743	1 Lap	7.886	9	4	1:45.003	51,427	18
5	403	Riho Kollist	EST	Ski-Doo	Saanikuur	2:38.518	9 Laps	8 Laps	1	1	2:27.148	36,698	16

Not classified

DNS	11	Markus Lutsokert	EST	Lynx	LIX	0.000	DNS	1 Lap		0			-	0
-----	----	------------------	-----	------	-----	-------	-----	-------	--	---	--	--	---	---

Margin of Victory	Avg. Speed	Best Lap Tm	Best Speed	Best Lap by
24.175	50,152	1:45.003	51,427	10 - Kaur Tiisler

Korraldaja: Väike-Maarja Auto-Motoklubi

Orbits

Peakotunik: Urmas Tahk

Rajameister: Raul Ristla

Ajamõõt ja tulemused: EAL Timing



Printed: 19.02.2012 9:02:51

# EMV II etapp mootorkelgukrossis

Open

Müüriku,Väike-Maarja 1,500 Km

1. finaal - Open - 15 minutit + 1 ring

18.02.2012 13:00

Race started at 12:48:52

Lap	Lap Tm	Diff	Time of Day
<b>(28) Priit Järveloo</b>			
1	<b>1:45.049</b>		12:50:47.130
2	1:46.446	+1.397	12:52:33.576
3	1:45.190	+0.141	12:54:18.766
4	1:46.211	+1.162	12:56:04.977
5	1:46.169	+1.120	12:57:51.146
6	1:45.767	+0.718	12:59:36.913
7	1:47.303	+2.254	13:01:24.216
8	1:47.526	+2.477	13:03:11.742
9	1:48.490	+3.441	13:05:00.232
10	1:48.788	+3.739	13:06:49.020

Lap	Lap Tm	Diff	Time of Day
<b>(1) Mart Meeru</b>			
1	1:49.152	+3.194	12:50:52.145
2	1:48.053	+2.095	12:52:40.198
3	<b>1:45.958</b>		12:54:26.156
4	1:46.503	+0.545	12:56:12.659
5	1:48.937	+2.979	12:58:01.596
6	1:47.605	+1.647	12:59:49.201
7	1:49.291	+3.333	13:01:38.492
8	1:49.092	+3.134	13:03:27.584
9	1:49.275	+3.317	13:05:16.859
10	1:56.336	+10.378	13:07:13.195

Lap	Lap Tm	Diff	Time of Day
<b>(49) Olav Kivi</b>			
1	2:06.133	+6.360	12:51:09.232
2	2:03.124	+3.351	12:53:12.356
3	<b>1:59.773</b>		12:55:12.129
4	2:01.011	+1.238	12:57:13.140
5	2:02.349	+2.576	12:59:15.489
6	2:01.965	+2.192	13:01:17.454
7	2:03.341	+3.568	13:03:20.795
8	2:06.021	+6.248	13:05:26.816
9	2:02.344	+2.571	13:07:29.160

Lap	Lap Tm	Diff	Time of Day
<b>(10) Kaur Tiisler</b>			
1	1:47.314	+2.311	12:50:50.619
2	1:45.782	+0.779	12:52:36.401
3	1:46.083	+1.080	12:54:22.484
4	<b>1:45.003</b>		12:56:07.487
5	1:46.117	+1.114	12:57:53.604
6	1:46.454	+1.451	12:59:40.058
7	3:01.752	+1:16.749	13:02:41.810
8	2:29.381	+44.378	13:05:11.191
9	2:25.855	+40.852	13:07:37.046

Lap	Lap Tm	Diff	Time of Day
<b>(403) Riho Kollist</b>			
1	<b>2:27.148</b>		12:51:30.821

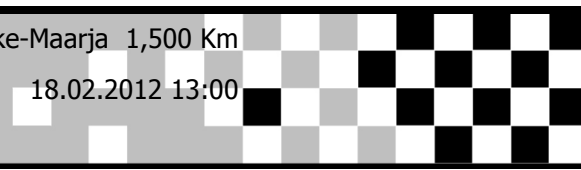
Open

Müüriku,Väike-Maarja 1,500 Km

1. finaal - Open - 15 minutit + 1 ring

18.02.2012 13:00

Race started at 12:48:52



**Competitors**

**Laps**

	0	1	2	3	4	5	6	7	8	9	10
Priit Järvloo (28)	<b>1</b>	<b>28</b>	<b>28</b>	<b>28</b>	<b>28</b>	<b>28</b>	<b>28</b>	<b>28</b>	<b>28</b>	<b>28</b>	<b>28</b>
Mart Meeru (1)	<b>2</b>	<b>1</b>	<b>10</b>	<b>10</b>	<b>10</b>	<b>10</b>	<b>10</b>	<b>1</b>	<b>1</b>	<b>1</b>	<b>1</b>
Olav Kivi (49)	<b>3</b>	<b>49</b>	<b>1</b>	<b>1</b>	<b>1</b>	<b>1</b>	<b>1</b>	<b>10</b>	<b>10</b>	<b>49</b>	
Kaur Tiisler (10)	<b>4</b>	<b>10</b>	<b>49</b>	<b>49</b>	<b>49</b>	<b>49</b>	<b>49</b>	<b>49</b>	<b>49</b>	<b>10</b>	
Riho Kollist (403)	<b>5</b>	<b>403</b>	<b>403</b>								
Markus Lutsokert (11)	<b>6</b>	<b>11</b>									



# EMV II etapp mootorkelgukrossis

Sorted on Laps

Open

Müüriku, Väike-Maarja 1,500 Km

2. finaal - Open - 15 minutit + 1 ring

18.02.2012 14:30

Race started at 14:00:04

Pos	No.	Name	Nat	Make	Race Team	Total Tm	Diff	Gap	Laps	In Lap	Best Tm	Best Speed	Points
1	28	Priit Järvloo	EST	Lynx	Saanikuur	18:10.522			10	3	1:46.247	50,825	25
2	10	Kaur Tiisler	EST	Ski-Doo	Yamamoto RC	18:13.645	3.123	3.123	10	7	1:47.383	50,287	22
3	1	Mart Meeru	EST	Lynx	Jetsport	18:16.570	6.048	2.925	10	10	1:47.740	50,121	20
4	49	Olav Kivi	EST	Lynx	BRP RT	19:25.119	1 Lap	1 Lap	9	2	2:02.283	44,160	18
5	403	Riho Kollist	EST	Ski-Doo	Saanikuur	12:32.358	4 Laps	3 Laps	6	2	1:58.707	45,490	16

Not classified

DNS	11	Markus Lutsokert	EST	Lynx	LIX	0.000	DNS	6 Laps		0		-	0
-----	----	------------------	-----	------	-----	-------	-----	--------	--	---	--	---	---

Margin of Victory	Avg. Speed	Best Lap Tm	Best Speed	Best Lap by
3.123	49,518	1:46.247	50,825	28 - Priit Järvloo

Korraldaja: Väike-Maarja Auto-Motoklubi

Orbits

Peakotunik: Urmas Tahk

Rajameister: Raul Ristla

Ajamõõt ja tulemused: EAL Timing

EAL TIMING

MYLAPS  
SPORTS TIMING

Printed: 19.02.2012 9:03:15

# EMV II etapp mootorkelgukrossis

Open

Müüriku,Väike-Maarja 1,500 Km

2. finaal - Open - 15 minutit + 1 ring

18.02.2012 14:30

Race started at 14:00:04

Lap	Lap Tm	Diff	Time of Day
<b>(28) Priit Järvelo</b>			
1	1:47.486	+1.239	14:02:01.192
2	1:46.504	+0.257	14:03:47.696
3	<b>1:46.247</b>		14:05:33.943
4	1:48.590	+2.343	14:07:22.533
5	1:47.942	+1.695	14:09:10.475
6	1:47.043	+0.796	14:10:57.518
7	1:48.658	+2.411	14:12:46.176
8	1:49.533	+3.286	14:14:35.709
9	1:48.788	+2.541	14:16:24.497
10	1:50.132	+3.885	14:18:14.629

Lap	Lap Tm	Diff	Time of Day
<b>(10) Kaur Tiisler</b>			
1	1:51.660	+4.277	14:02:05.488
2	1:48.643	+1.260	14:03:54.131
3	1:48.058	+0.675	14:05:42.189
4	1:47.742	+0.359	14:07:29.931
5	1:49.182	+1.799	14:09:19.113
6	1:47.538	+0.155	14:11:06.651
7	<b>1:47.383</b>		14:12:54.034
8	1:47.480	+0.097	14:14:41.514
9	1:47.684	+0.301	14:16:29.198
10	1:48.554	+1.171	14:18:17.752

Lap	Lap Tm	Diff	Time of Day
<b>(1) Mart Meeru</b>			
1	1:49.840	+2.100	14:02:04.347
2	1:48.134	+0.394	14:03:52.481
3	1:48.003	+0.263	14:05:40.484
4	1:48.850	+1.110	14:07:29.334
5	1:48.794	+1.054	14:09:18.128
6	1:49.578	+1.838	14:11:07.706
7	1:48.762	+1.022	14:12:56.468
8	1:48.506	+0.766	14:14:44.974
9	1:47.963	+0.223	14:16:32.937
10	<b>1:47.740</b>		14:18:20.677

Lap	Lap Tm	Diff	Time of Day
<b>(49) Olav Kivi</b>			
1	2:04.971	+2.688	14:02:20.784
2	<b>2:02.283</b>		14:04:23.067
3	2:04.123	+1.840	14:06:27.190
4	2:07.510	+5.227	14:08:34.700
5	2:07.332	+5.049	14:10:42.032
6	2:09.720	+7.437	14:12:51.752
7	2:12.882	+10.599	14:15:04.634
8	2:12.886	+10.603	14:17:17.520
9	2:11.706	+9.423	14:19:29.226

Lap	Lap Tm	Diff	Time of Day
<b>(403) Riho Kollist</b>			
1	2:02.613	+3.906	14:02:17.535
2	<b>1:58.707</b>		14:04:16.242
3	2:01.356	+2.649	14:06:17.598
4	2:01.733	+3.026	14:08:19.331
5	2:05.272	+6.565	14:10:24.603
6	2:11.862	+13.155	14:12:36.465

# EMV II etapp mootorkelgukrossis

## Lapchart

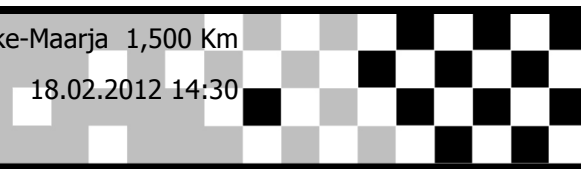
Open

Müüriku,Väike-Maarja 1,500 Km

2. finaal - Open - 15 minutit + 1 ring

18.02.2012 14:30

Race started at 14:00:04



### Competitors

#### Laps

	0	1	2	3	4	5	6	7	8	9	10
Priit Järvloo (28)	1	28	28	28	28	28	28	28	28	28	28
Kaur Tiisler (10)	2	10	1	1	1	1	10	10	10	10	10
Mart Meeru (1)	3	1	10	10	10	10	1	1	1	1	1
Riho Kollist (403)	4	403	403	403	403	403	403	49	49	49	
Olav Kivi (49)	5	49	49	49	49	49	49				
Markus Lutsokert (11)	6	11									





# EMV II etapp mootorkelgukrossis

Sorted on Laps

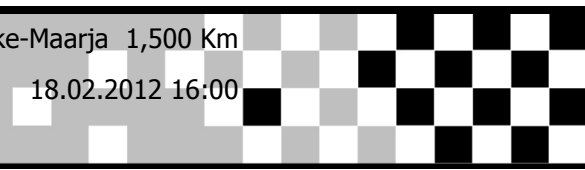
Open

Müüriku,Väike-Maarja 1,500 Km

3. finaal - Open - 15 minutit + 1 ring

18.02.2012 16:00

Race started at 15:19:35



Pos	No.	Name	Nat	Make	Race Team	Total Tm	Diff	Gap	Laps	In Lap	Best Tm	Best Speed	Points
1	10	Kaur Tiisler	EST	Ski-Doo	Yamamoto RC	18:36.065			10	2	1:47.062	50,438	25
2	1	Mart Meeru	EST	Lynx	Jetsport	19:07.320	31.255	31.255	10	3	1:47.061	50,439	22
3	28	Priit Järvloo	EST	Lynx	Saanikuur	20:26.179	1:50.114	1:18.859	10	2	1:57.809	45,837	20
4	49	Olav Kivi	EST	Lynx	BRP RT	19:35.725	1 Lap	1 Lap	9	1	2:05.905	42,889	18
Not classified													
DNS	403	Riho Kollist	EST	Ski-Doo	Saanikuur	0.000	DNS	9 Laps		0		-	0
DNS	11	Markus Lutsokert	EST	Lynx	LIX	0.000	DNS			0		-	0

Margin of Victory	Avg. Speed	Best Lap Tm	Best Speed	Best Lap by
31.255	48,384	1:47.061	50,439	1 - Mart Meeru

Korraldaja: Väike-Maarja Auto-Motoklubi

Orbits

Peakotunik: Urmas Tahk

Rajameister: Raul Ristla

Ajamõõt ja tulemused: EAL Timing



Printed: 19.02.2012 9:03:33

# EMV II etapp mootorkelgukrossis

Open

Müüriku, Väike-Maarja 1,500 Km

3. finaal - Open - 15 minutit + 1 ring

18.02.2012 16:00

Race started at 15:19:35

Lap	Lap Tm	Diff	Time of Day
<b>(10) Kaur Tiisler</b>			
1	1:48.778	+1.716	15:21:33.529
2	<b>1:47.062</b>		15:23:20.591
3	1:47.424	+0.362	15:25:08.015
4	1:47.988	+0.926	15:26:56.003
5	1:48.256	+1.194	15:28:44.259
6	1:49.254	+2.192	15:30:33.513
7	1:49.092	+2.030	15:32:22.605
8	1:51.578	+4.516	15:34:14.183
9	1:54.272	+7.210	15:36:08.455
10	2:02.899	+15.837	15:38:11.354

Lap	Lap Tm	Diff	Time of Day
<b>(1) Mart Meeru</b>			
1	1:49.284	+2.223	15:21:34.601
2	1:47.281	+0.220	15:23:21.882
3	<b>1:47.061</b>		15:25:08.943
4	1:47.807	+0.746	15:26:56.750
5	1:48.239	+1.178	15:28:44.989
6	1:47.701	+0.640	15:30:32.690
7	1:48.195	+1.134	15:32:20.885
8	2:03.129	+16.068	15:34:24.014
9	2:08.696	+21.635	15:36:32.710
10	2:09.899	+22.838	15:38:42.609

Lap	Lap Tm	Diff	Time of Day
<b>(28) Priit Järvloo</b>			
1	2:00.286	+2.477	15:21:46.031
2	<b>1:57.809</b>		15:23:43.840
3	2:00.466	+2.657	15:25:44.306
4	2:00.466	+2.657	15:27:44.772
5	2:04.797	+6.988	15:29:49.569
6	2:02.564	+4.755	15:31:52.133
7	2:03.041	+5.232	15:33:55.174
8	2:00.681	+2.872	15:35:55.855
9	2:01.375	+3.566	15:37:57.230
10	2:04.238	+6.429	15:40:01.468

Lap	Lap Tm	Diff	Time of Day
<b>(49) Olav Kivi</b>			
1	<b>2:05.905</b>		15:21:52.648
2	2:07.420	+1.515	15:24:00.068
3	2:08.302	+2.397	15:26:08.370
4	2:05.976	+0.071	15:28:14.346
5	2:07.474	+1.569	15:30:21.820
6	2:11.984	+6.079	15:32:33.804
7	2:11.312	+5.407	15:34:45.116
8	2:14.002	+8.097	15:36:59.118
9	2:11.896	+5.991	15:39:11.014

# EMV II etapp mootorkelgukrossis

## Lapchart

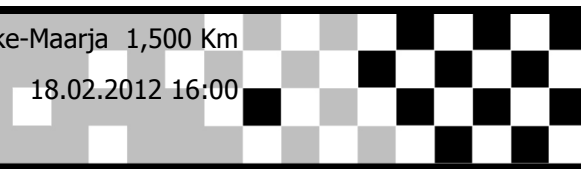
Open

Müüriku, Väike-Maarja 1,500 Km

3. finaal - Open - 15 minutit + 1 ring

18.02.2012 16:00

Race started at 15:19:35



### Competitors

#### Laps

	0	1	2	3	4	5	6	7	8	9	10
Kaur Tiisler (10)	10	10	10	10	10	10	1	1	10	10	10
Mart Meeru (1)	1	1	1	1	1	1	10	10	1	1	1
Priit Järvloo (28)	28	28	28	28	28	28	28	28	28	28	28
Olav Kivi (49)	49	49	49	49	49	49	49	49	49	49	49
Markus Lutsokert (11)	11										
Riho Kollist (403)	403										

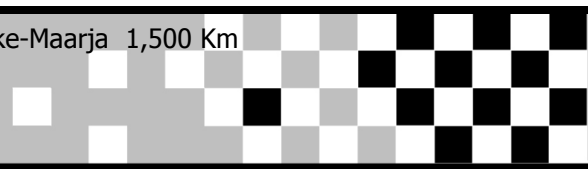


## EMV II etapp mootorkelgukrossis

Open

Müüriku,Väike-Maarja 1,500 Km

Open - kokkuvõte



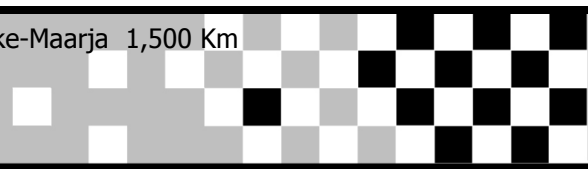
Pos	No.	Name	Nat	Race Team	Make	R1.	R2.	R3.	Total points
1	28	Priit Järvloo	EST	Saanikuur	Lynx	25	25	20	70
2	10	Kaur Tiisler	EST	Yamamoto RC	Ski-Doo	18	22	25	65
3	1	Mart Meeru	EST	Jetsport	Lynx	22	20	22	64
4	49	Olav Kivi	EST	BRP RT	Lynx	20	18	18	56
5	403	Riho Kollist	EST	Saanikuur	Ski-Doo	16	16	0	32
6	11	Markus Lutsokert	EST	LIX	Lynx	0	0	0	0

# EMV II etapp mootorkelgukrossis

Open

Müüriku, Väike-Maarja 1,500 Km

Võistluse kiiremate ringiaegade paremus järjestus



Pos	No.	Name	Class	Make	Race Team	Overall BestTm	Diff In Session
1	28	Priit Järvloo	Open	Lynx	Saanikuur	1:44.098	Open + Veteran - treening
2	10	Kaur Tiisler	Open	Ski-Doo	Yamamoto RC	1:45.003	0.905 1. finaal - Open - 15 minutit + 1 ring
3	1	Mart Meeru	Open	Lynx	Jetsport	1:45.958	1.860 1. finaal - Open - 15 minutit + 1 ring
4	403	Riho Kollist	Open	Ski-Doo	Saanikuur	1:58.707	14.609 2. finaal - Open - 15 minutit + 1 ring
5	49	Olav Kivi	Open	Lynx	BRP RT	1:59.773	15.675 1. finaal - Open - 15 minutit + 1 ring
6	11	Markus Lutsokert	Open	Lynx	LIX	2:03.113	19.015 Open + Veteran - treening

**Open - EMV mootorkelgukrossis 2012**

2012

Pos	No.	Name	Total	Diff	Gap	#1				#2			
						R1	R2	R3	Total	R1	R2	R3	Total
1	28	Priit Järvloo	142	0	0	25	25	22	72	25	25	20	70
2	1	Mart Meeru	124	18	18	20	20	20	60	22	20	22	64
3	10	Kaur Tiisler	119	23	5	18	18	18	54	18	22	25	65
4	55	Juhan Kärsõn	69	73	50	22	22	25	69	x	x	x	x
5	49	Olav Kivi	56	86	13	x	x	x	x	20	18	18	56
6	403	Riho Kollist	32	110	24	x	x	x	x	16	16	0	32
7	11	Markus Lutsokert	0	142	32	x	x	x	x	0	0	0	0

**Event Legend**

#1 11.02.2012 EMV I etapp mootorkelgukrossis - Rosma, Põlva

#2 18.02.2012 EMV II etapp mootorkelgukrossis - Müüriku, Väik