



# KUUTSEMÄE SNOWCROSS 2013

Sorted on Best Lap time

Open

Kuutsemäe puhkekeskus 0,600 Km

Treeningsõit - Open - 10 minutit

3.02.2013 12:10

Practice started at 12:08:41

Pos	No.	Name	Nat	Class	Car	Best Tm	Diff	Gap	Laps	In Lap	Best Speed
1	28	Priit JÄRVLOO	EST	Open	Lynx	32.438			15	11	66,589
2	399	Juuso LOUKKO	FIN	Open	Lynx	32.785	0.347	0.347	7	3	65,884
3	10	Kaur TIISLER	EST	Open	Ski-Doo	33.936	1.498	1.151	12	7	63,649
4	146	Kaspar KANGUR	EST	Open	Arctic Cat	35.999	3.561	2.063	14	5	60,002
5	17	Tarmo RAIG	EST	Open	Lynx	36.192	3.754	0.193	7	2	59,682
6	254	Sander LÕHMUS	EST	Open	Lynx	36.225	3.787	0.033	13	9	59,627
7	4	Mart MEERU	EST	Open	Lynx	36.911	4.473	0.686	14	14	58,519



# KUUTSEMÄE SNOWCROSS 2013

Open

Kuutsemäe puhkekeskus 0,600 Km

Treeningsõit - Open - 10 minutit

3.02.2013 12:10

Practice started at 12:08:41

Lap	Lap Tm	Diff	Time of Day
<b>(28) Priit JÄRVLOO</b>			
1	36.069	+3.631	12:09:37.614
2	33.991	+1.553	12:10:11.605
3	33.565	+1.127	12:10:45.170
4	33.885	+1.447	12:11:19.055
5	33.458	+1.020	12:11:52.513
6	38.775	+6.337	12:12:31.288
7	33.647	+1.209	12:13:04.935
8	36.143	+3.705	12:13:41.078
9	37.124	+4.686	12:14:18.202
10	36.548	+4.110	12:14:54.750
11	<b>32.438</b>		12:15:27.188
12	32.687	+0.249	12:15:59.875
13	34.479	+2.041	12:16:34.354
14	36.062	+3.624	12:17:10.416
15	32.500	+0.062	12:17:42.916

Lap	Lap Tm	Diff	Time of Day
<b>(399) Juuso LOUKKO</b>			
1	36.117	+3.332	12:09:48.568
2	34.998	+2.213	12:10:23.566
3	<b>32.785</b>		12:10:56.351
4	33.016	+0.231	12:11:29.367
5	33.338	+0.553	12:12:02.705
6	35.194	+2.409	12:12:37.899
7	45.266	+12.481	12:13:23.165

Lap	Lap Tm	Diff	Time of Day
<b>(10) Kaur TIISLER</b>			
1	35.770	+1.834	12:10:00.363
2	34.325	+0.389	12:10:34.688
3	34.867	+0.931	12:11:09.555
4	35.573	+1.637	12:11:45.128
5	36.729	+2.793	12:12:21.857
6	36.284	+2.348	12:12:58.141
7	<b>33.936</b>		12:13:32.077
8	35.546	+1.610	12:14:07.623
9	35.121	+1.185	12:14:42.744
10	37.620	+3.684	12:15:20.364
11	34.590	+0.654	12:15:54.954
12	34.251	+0.315	12:16:29.205

Lap	Lap Tm	Diff	Time of Day
<b>(146) Kaspar KANGUR</b>			
1	38.203	+2.204	12:10:21.943
2	40.657	+4.658	12:11:02.600
3	36.612	+0.613	12:11:39.212
4	36.924	+0.925	12:12:16.136
5	<b>35.999</b>		12:12:52.135
6	36.727	+0.728	12:13:28.862
7	39.976	+3.977	12:14:08.838
8	47.251	+11.252	12:14:56.089
9	37.125	+1.126	12:15:33.214
10	43.599	+7.600	12:16:16.813
11	40.053	+4.054	12:16:56.866
12	36.799	+0.800	12:17:33.665
13	36.926	+0.927	12:18:10.591
14	45.682	+9.683	12:18:56.273

Lap	Lap Tm	Diff	Time of Day
<b>(17) Tarmo RAIG</b>			
1	37.344	+1.152	12:10:08.377
2	<b>36.192</b>		12:10:44.569
3	36.956	+0.764	12:11:21.525
4	38.625	+2.433	12:12:00.150
5	40.072	+3.880	12:12:40.222
6	5:34.000	+4:57.808	12:18:14.222
7	39.494	+3.302	12:18:53.716

Lap	Lap Tm	Diff	Time of Day
<b>(254) Sander LÖHMUS</b>			
1	37.960	+1.735	12:10:03.864
2	36.857	+0.632	12:10:40.721
3	42.584	+6.359	12:11:23.305
4	38.404	+2.179	12:12:01.709
5	39.692	+3.467	12:12:41.401
6	42.198	+5.973	12:13:23.599
7	37.318	+1.093	12:14:00.917
8	54.575	+18.350	12:14:55.492
9	<b>36.225</b>		12:15:31.717
10	39.514	+3.289	12:16:11.231
11	1:00.538	+24.313	12:17:11.769
12	42.029	+5.804	12:17:53.798
13	52.219	+15.994	12:18:46.017

Lap	Lap Tm	Diff	Time of Day
<b>(4) Mart MEERU</b>			
1	39.150	+2.239	12:10:28.311
2	38.008	+1.097	12:11:06.319
3	37.292	+0.381	12:11:43.611
4	37.460	+0.549	12:12:21.071
5	36.970	+0.059	12:12:58.041
6	37.717	+0.806	12:13:35.758
7	45.983	+9.072	12:14:21.741
8	37.631	+0.720	12:14:59.372
9	37.589	+0.678	12:15:36.961
10	37.389	+0.478	12:16:14.350
11	41.276	+4.365	12:16:55.626
12	37.334	+0.423	12:17:32.960
13	37.477	+0.566	12:18:10.437
14	<b>36.911</b>		12:18:47.348

Korraldaja: JK MOTO kelgukeskus

Orbits

Peakohunik: Urmas Tahk

Rajameister: Juhan Kärson

Ajamõõtja: Asper Leppik

Printed: 3.02.2013 22:53:17





# KUUTSEMÄE SNOWCROSS 2013

Sorted on Laps

Open

Kuutsemäe puhkekeskus 0,600 Km

1. finaal - Open - 13 minutit + 1 ring

3.02.2013 13:20

Race started at 13:20:49

Pos	No.	Name	Nat	Car	Laps	Total Tm	Diff	Best Tm	In Lap	Best Speed
1	399	Juuso LOUKKO	FIN	Lynx	25	14:09.181		32.273	5	66,929
2	28	Priit JÄRVLOO	EST	Lynx	25	14:15.391	6.210	32.551	1	66,357
3	10	Kaur TIISLER	EST	Ski-Doo	24	14:30.212	1 Lap	33.843	8	63,824
4	146	Kaspar KANGUR	EST	Arctic Cat	23	14:22.806	2 Laps	35.269	7	61,244
5	4	Mart MEERU	EST	Lynx	23	14:24.999	2 Laps	35.768	2	60,389
6	254	Sander LÕHMUS	EST	Lynx	23	14:33.225	2 Laps	35.770	4	60,386
7	17	Tarmo RAIG	EST	Lynx	23	14:38.184	2 Laps	35.910	12	60,150
8	14	Pietu POLVINEN	FIN	Lynx	13	8:14.971	12 Laps	35.319	2	61,157

Margin of Victory	Avg. Speed	Best Lap Tm	Best Spd	Best Lap by
6.210	63,591	32.273	66,929	399 - Juuso LOUKKO

Korraldaja: JK MOTO kelgukeskus

Orbits


Peakotnik: Urmas Tahk

Rajameister: Juhan Kärson

Ajamõõtja: Asper Leppik

Printed: 3.02.2013 22:53:30





# KUUTSEMÄE SNOWCROSS 2013


Open Kuutsemäe puhkekeskus 0,600 Km  
 1. finaali - Open - 13 minutit + 1 ring 3.02.2013 13:20  
 Race started at 13:20:49

Lap	Lap Tm	Diff	Time of Day
<u>(399) Juuso LOUKKO</u>			
1	33.450	+1.177	13:21:29.317
2	33.403	+1.130	13:22:02.720
3	32.587	+0.314	13:22:35.307
4	33.174	+0.901	13:23:08.481
5	<b>32.273</b>		13:23:40.754
6	33.071	+0.798	13:24:13.825
7	32.344	+0.071	13:24:46.169
8	33.595	+1.322	13:25:19.764
9	33.660	+1.387	13:25:53.424
10	34.838	+2.565	13:26:28.262
11	32.850	+0.577	13:27:01.112
12	33.912	+1.639	13:27:35.024
13	32.772	+0.499	13:28:07.796
14	32.906	+0.633	13:28:40.702
15	33.076	+0.803	13:29:13.778
16	33.065	+0.792	13:29:46.843
17	34.202	+1.929	13:30:21.045
18	34.864	+2.591	13:30:55.909
19	33.322	+1.049	13:31:29.231
20	34.125	+1.852	13:32:03.356
21	37.808	+5.535	13:32:41.164
22	33.511	+1.238	13:33:14.675
23	34.445	+2.172	13:33:49.120
24	34.857	+2.584	13:34:23.977
25	34.946	+2.673	13:34:58.923
<u>(28) Priit JÄRVLOO</u>			
1	<b>32.551</b>		13:21:27.566
2	32.943	+0.392	13:22:00.509
3	33.777	+1.226	13:22:34.286
4	32.567	+0.016	13:23:06.853
5	33.111	+0.560	13:23:39.964
6	32.614	+0.063	13:24:12.578
7	32.915	+0.364	13:24:45.493
8	33.940	+1.389	13:25:19.433
9	33.338	+0.787	13:25:52.771
10	35.087	+2.536	13:26:27.858
11	34.038	+1.487	13:27:01.896
12	34.048	+1.497	13:27:35.944
13	34.093	+1.542	13:28:10.037
14	34.474	+1.923	13:28:44.511
15	32.718	+0.167	13:29:17.229
16	33.376	+0.825	13:29:50.605
17	33.503	+0.952	13:30:24.108
18	34.677	+2.126	13:30:58.785
19	33.942	+1.391	13:31:32.727
20	35.385	+2.834	13:32:08.112
21	34.722	+2.171	13:32:42.834
22	36.854	+4.303	13:33:19.688
23	35.070	+2.519	13:33:54.758
24	35.109	+2.558	13:34:29.867
25	35.266	+2.715	13:35:05.133
<u>(10) Kaur TIISLER</u>			
1	38.268	+4.425	13:21:35.637
2	36.301	+2.458	13:22:11.938
3	35.734	+1.891	13:22:47.672
4	33.888	+0.045	13:23:21.560
5	34.740	+0.897	13:23:56.300
6	34.597	+0.754	13:24:30.897
7	34.020	+0.177	13:25:04.917
8	<b>33.843</b>		13:25:38.760
9	34.000	+0.157	13:26:12.760
10	34.365	+0.522	13:26:47.125

Lap	Lap Tm	Diff	Time of Day
11	34.431	+0.588	13:27:21.556
12	35.922	+2.079	13:27:57.478
13	35.284	+1.441	13:28:32.762
14	35.163	+1.320	13:29:07.925
15	36.708	+2.865	13:29:44.633
16	36.408	+2.565	13:30:21.041
17	36.100	+2.257	13:30:57.141
18	36.548	+2.705	13:31:33.689
19	37.045	+3.202	13:32:10.734
20	37.904	+4.061	13:32:48.638
21	36.736	+2.893	13:33:25.374
22	38.271	+4.428	13:34:03.645
23	38.985	+5.142	13:34:42.630
24	37.324	+3.481	13:35:19.954
<u>(146) Kaspar KANGUR</u>			
1	39.124	+3.855	13:21:35.756
2	36.910	+1.641	13:22:12.666
3	37.358	+2.089	13:22:50.024
4	36.079	+0.810	13:23:26.103
5	37.636	+2.367	13:24:03.739
6	36.566	+1.297	13:24:40.305
7	<b>35.269</b>		13:25:15.574
8	38.054	+2.785	13:25:53.628
9	37.763	+2.494	13:26:31.391
10	37.453	+2.184	13:27:08.844
11	38.228	+2.959	13:27:47.072
12	37.177	+1.908	13:28:24.249
13	35.597	+0.328	13:28:59.846
14	35.739	+0.470	13:29:35.585
15	37.168	+1.899	13:30:12.753
16	36.860	+1.591	13:30:49.613
17	36.366	+1.097	13:31:25.979
18	36.438	+1.169	13:32:02.417
19	39.657	+4.388	13:32:42.074
20	39.155	+3.886	13:33:21.229
21	37.249	+1.980	13:33:58.478
22	37.773	+2.504	13:34:36.251
23	36.297	+1.028	13:35:12.548
<u>(4) Mart MEERU</u>			
1	38.278	+2.510	13:21:35.002
2	<b>35.768</b>		13:22:10.770
3	36.435	+0.667	13:22:47.205
4	35.978	+0.210	13:23:23.183
5	35.822	+0.054	13:23:59.005
6	36.419	+0.651	13:24:35.424
7	36.236	+0.468	13:25:11.660
8	36.991	+1.223	13:25:48.651
9	38.696	+2.928	13:26:27.347
10	37.816	+2.048	13:27:05.163
11	37.193	+1.425	13:27:42.356
12	36.302	+0.534	13:28:18.658
13	36.661	+0.893	13:28:55.319
14	36.917	+1.149	13:29:32.236
15	36.477	+0.709	13:30:08.713
16	37.774	+2.006	13:30:46.487
17	37.439	+1.671	13:31:23.926
18	37.839	+2.071	13:32:01.765
19	39.941	+4.173	13:32:41.706
20	37.142	+1.374	13:33:18.848
21	38.664	+2.896	13:33:57.512
22	38.318	+2.550	13:34:35.830
23	38.911	+3.143	13:35:14.741
<u>(254) Sander LÕHMUS</u>			

Lap	Lap Tm	Diff	Time of Day
1	35.858	+0.088	13:21:32.066
2	36.252	+0.482	13:22:08.318
3	36.296	+0.526	13:22:44.614
4	<b>35.770</b>		13:23:20.384
5	37.164	+1.394	13:23:57.548
6	36.919	+1.149	13:24:34.467
7	36.427	+0.657	13:25:10.894
8	38.527	+2.757	13:25:49.421
9	40.000	+4.230	13:26:29.421
10	37.851	+2.081	13:27:07.272
11	36.724	+0.954	13:27:43.996
12	36.975	+1.205	13:28:20.971
13	36.297	+0.527	13:28:57.268
14	36.689	+0.919	13:29:33.957
15	37.645	+1.875	13:30:11.602
16	37.521	+1.751	13:30:49.123
17	40.082	+4.312	13:31:29.205
18	40.099	+4.329	13:32:09.304
19	40.644	+4.874	13:32:49.948
20	37.709	+1.939	13:33:27.657
21	37.509	+1.739	13:34:05.166
22	38.739	+2.969	13:34:43.905
23	39.062	+3.292	13:35:22.967
<u>(17) Tarmo RAIG</u>			
1	39.122	+3.212	13:21:37.203
2	36.913	+1.003	13:22:14.116
3	36.944	+1.034	13:22:51.060
4	37.366	+1.456	13:23:28.426
5	36.584	+0.674	13:24:05.010
6	36.939	+1.029	13:24:41.949
7	39.553	+3.643	13:25:21.502
8	37.615	+1.705	13:25:59.117
9	39.189	+3.279	13:26:38.306
10	37.795	+1.885	13:27:16.101
11	37.522	+1.612	13:27:53.623
12	<b>35.910</b>		13:28:29.533
13	36.577	+0.667	13:29:06.110
14	37.465	+1.555	13:29:43.575
15	36.477	+0.567	13:30:20.052
16	40.321	+4.411	13:31:00.373
17	37.320	+1.410	13:31:37.693
18	37.327	+1.417	13:32:15.020
19	36.205	+0.295	13:32:51.225
20	38.083	+2.173	13:33:29.308
21	38.087	+2.177	13:34:07.395
22	38.089	+2.179	13:34:45.484
23	42.442	+6.532	13:35:27.926
<u>(14) Pietu POLVINEN</u>			
1	36.628	+1.309	13:21:33.670
2	<b>35.319</b>		13:22:08.989
3	39.500	+4.181	13:22:48.489
4	35.969	+0.650	13:23:24.458
5	36.102	+0.783	13:24:00.560
6	36.761	+1.442	13:24:37.321
7	36.612	+1.293	13:25:13.933
8	36.370	+1.051	13:25:50.303
9	39.929	+4.610	13:26:30.232
10	38.461	+3.142	13:27:08.693
11	37.672	+2.353	13:27:46.365
12	37.477	+2.158	13:28:23.842
13	40.871	+5.552	13:29:04.713





# KUUTSEMÄE SNOWCROSS 2013

## Lapchart

Open

Kuutsemäe puhkekeskus 0,600 Km

1. finaal - Open - 13 minutit + 1 ring

3.02.2013 13:20

Race started at 13:20:49



Competitors	Laps																										
	0	1	2	3	4	5	6	7	8	9	10	11	12	13	14	15	16	17	18	19	20	21	22	23	24	25	
Priit JÄRVLOO (28)	1	28	28	28	28	28	28	28	28	28	28	399	399	399	399	399	399	399	399	399	399	399	399	399	399	399	399
Juuso LOUKKO (399)	2	399	399	399	399	399	399	399	399	399	399	28	28	28	28	28	28	28	28	28	28	28	28	28	28	28	28
Sander LÕHMUS (254)	3	254	254	254	254	254	10	10	10	10	10	10	10	10	10	10	10	10	10	10	10	10	10	10	10	10	10
Kaspar KANGUR (146)	4	146	14	14	4	10	254	254	254	4	4	4	4	4	4	4	4	4	4	4	4	4	4	4	4	4	146
Mart MEERU (4)	5	4	4	4	10	4	4	4	4	254	254	254	254	254	254	254	254	146	146	146	146	146	146	146	4	4	
Pietu POLVINEN (14)	6	14	10	10	14	14	14	14	14	14	14	14	14	14	14	146	146	146	146	254	254	254	254	254	254	254	
Kaur TIISLER (10)	7	10	146	146	146	146	146	146	146	146	146	146	146	14	17	17	17	17	17	17	17	17	17	17	17	17	
Tarmo RAIG (17)	8	17	17	17	17	17	17	17	17	17	17	17	17	17	17	17	17	17	17	17	17	17	17	17	17	17	

Korraldaja: JK MOTO kelgukeskus

Orbits

Peakohunik: Urmas Tahk

Rajameister: Juhan Kärson

Ajamõõtja: Asper Leppik

Printed: 3.02.2013 22:53:48





# KUUTSEMÄE SNOWCROSS 2013

Sorted on Laps

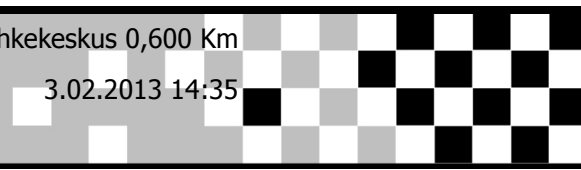
Open

Kuutsemäe puhkekeskus 0,600 Km

2. finaal - Open - 13 minutit + 1 ring

3.02.2013 14:35

Race started at 14:33:45



Pos	No.	Name	Nat	Car	Laps	Total Tm	Diff	Best Tm	In Lap	Best Speed
1	399	Juuso LOUKKO	FIN	Lynx	23	14:05.366		34.282	7	63,007
2	28	Priit JÄRVLOO	EST	Lynx	23	14:12.678	7.312	35.259	5	61,261
3	146	Kaspar KANGUR	EST	Arctic Cat	22	14:18.718	1 Lap	37.724	6	57,258
4	4	Mart MEERU	EST	Lynx	22	14:21.208	1 Lap	37.750	5	57,219
5	254	Sander LÕHMUS	EST	Lynx	22	14:25.669	1 Lap	37.646	12	57,377
6	17	Tarmo RAIG	EST	Lynx	22	14:37.474	1 Lap	37.624	4	57,410
7	10	Kaur TIISLER	EST	Ski-Doo	21	14:37.269	2 Laps	35.650	5	60,589

Not classified (50% = 11 Laps)

DNS	14	Pietu POLVINEN	FIN	Lynx		0.000	DNS		0	-
-----	----	----------------	-----	------	--	-------	-----	--	---	---

Margin of Victory	Avg. Speed	Best Lap Tm	Best Spd	Best Lap by
7.312	58,767	34.282	63,007	399 - Juuso LOUKKO

Korraldaja: JK MOTO kelgukeskus

Orbits

Peakotnik: Urmas Tahk

Rajameister: Juhan Kärson

Ajamõõtja: Asper Leppik

Printed: 3.02.2013 22:53:58





# KUUTSEMÄE SNOWCROSS 2013

Open

Kuutsemäe puhkekeskus 0,600 Km

2. finaal - Open - 13 minutit + 1 ring

3.02.2013 14:35

Race started at 14:33:45

Lap	Lap Tm	Diff	Time of Day
<b>(399) Juuso LOUKKO</b>			
1	34.828	+0.546	14:34:26.510
2	35.425	+1.143	14:35:01.935
3	35.842	+1.560	14:35:37.777
4	35.871	+1.589	14:36:13.648
5	35.371	+1.089	14:36:49.019
6	34.435	+0.153	14:37:23.454
7	<b>34.282</b>		14:37:57.736
8	35.229	+0.947	14:38:32.965
9	35.219	+0.937	14:39:08.184
10	35.893	+1.611	14:39:44.077
11	36.051	+1.769	14:40:20.128
12	36.535	+2.253	14:40:56.663
13	36.362	+2.080	14:41:33.025
14	38.871	+4.589	14:42:11.896
15	36.128	+1.846	14:42:48.024
16	36.211	+1.929	14:43:24.235
17	37.227	+2.945	14:44:01.462
18	37.076	+2.794	14:44:38.538
19	37.341	+3.059	14:45:15.879
20	36.976	+2.694	14:45:52.855
21	37.086	+2.804	14:46:29.941
22	44.044	+9.762	14:47:13.985
23	37.138	+2.856	14:47:51.123

Lap	Lap Tm	Diff	Time of Day
<b>(28) Priit JÄRVLOO</b>			
1	36.472	+1.213	14:34:28.889
2	37.189	+1.930	14:35:06.078
3	36.504	+1.245	14:35:42.582
4	36.222	+0.963	14:36:18.804
5	<b>35.259</b>		14:36:54.063
6	35.464	+0.205	14:37:29.527
7	37.976	+2.717	14:38:07.503
8	36.373	+1.114	14:38:43.876
9	38.000	+2.741	14:39:21.876
10	37.251	+1.992	14:39:59.127
11	36.414	+1.155	14:40:35.541
12	36.152	+0.893	14:41:11.693
13	36.270	+1.011	14:41:47.963
14	37.609	+2.350	14:42:25.572
15	37.140	+1.881	14:43:02.712
16	36.356	+1.097	14:43:39.068
17	36.122	+0.863	14:44:15.190
18	36.745	+1.486	14:44:51.935
19	37.410	+2.151	14:45:29.345
20	36.407	+1.148	14:46:05.752
21	37.396	+2.137	14:46:43.148
22	37.957	+2.698	14:47:21.105
23	37.330	+2.071	14:47:58.435

Lap	Lap Tm	Diff	Time of Day
<b>(146) Kaspar KANGUR</b>			
1	38.615	+0.891	14:34:31.986
2	38.590	+0.866	14:35:10.576
3	38.041	+0.317	14:35:48.617
4	38.206	+0.482	14:36:26.823
5	37.963	+0.239	14:37:04.786
6	<b>37.724</b>		14:37:42.510
7	37.801	+0.077	14:38:20.311
8	38.391	+0.667	14:38:58.702
9	38.332	+0.608	14:39:37.034
10	38.390	+0.666	14:40:15.424
11	38.677	+0.953	14:40:54.101
12	40.763	+3.039	14:41:34.864
13	40.323	+2.599	14:42:15.187
14	38.162	+0.438	14:42:53.349

Lap	Lap Tm	Diff	Time of Day
15	38.751	+1.027	14:43:32.100
16	38.605	+0.881	14:44:10.705
17	38.478	+0.754	14:44:49.183
18	38.239	+0.515	14:45:27.422
19	40.414	+2.690	14:46:07.836
20	38.706	+0.982	14:46:46.542
21	38.988	+1.264	14:47:25.530
22	38.945	+1.221	14:48:04.475
<b>(4) Mart MEERU</b>			
1	39.424	+1.674	14:34:32.705
2	38.746	+0.996	14:35:11.451
3	37.946	+0.196	14:35:49.397
4	38.426	+0.676	14:36:27.823
5	<b>37.750</b>		14:37:05.573
6	38.389	+0.639	14:37:43.962
7	38.424	+0.674	14:38:22.386
8	38.584	+0.834	14:39:00.970
9	39.073	+1.323	14:39:40.043
10	37.752	+0.002	14:40:17.795
11	40.555	+2.805	14:40:58.350
12	39.109	+1.359	14:41:37.459
13	39.929	+2.179	14:42:17.388
14	39.561	+1.811	14:42:56.949
15	38.500	+0.750	14:43:35.449
16	38.271	+0.521	14:44:13.720
17	39.866	+2.116	14:44:53.586
18	38.806	+1.056	14:45:32.392
19	38.706	+0.956	14:46:11.098
20	38.697	+0.947	14:46:49.795
21	38.481	+0.731	14:47:28.276
22	38.689	+0.939	14:48:06.965

Lap	Lap Tm	Diff	Time of Day
<b>(254) Sander LÖHMUS</b>			
1	39.714	+2.068	14:34:33.606
2	39.065	+1.419	14:35:12.671
3	38.621	+0.975	14:35:51.292
4	38.045	+0.399	14:36:29.337
5	38.415	+0.769	14:37:07.752
6	38.698	+1.052	14:37:46.450
7	38.698	+1.052	14:38:25.148
8	38.495	+0.849	14:39:03.643
9	38.975	+1.329	14:39:42.618
10	41.253	+3.607	14:40:23.871
11	38.504	+0.858	14:41:02.375
12	<b>37.646</b>		14:41:40.021
13	38.322	+0.676	14:42:18.343
14	40.130	+2.484	14:42:58.473
15	38.336	+0.690	14:43:36.809
16	41.112	+3.466	14:44:17.921
17	39.205	+1.559	14:44:57.126
18	38.691	+1.045	14:45:35.817
19	38.053	+0.407	14:46:13.870
20	38.867	+1.221	14:46:52.737
21	37.916	+0.270	14:47:30.653
22	40.773	+3.127	14:48:11.426

Lap	Lap Tm	Diff	Time of Day
<b>(17) Tarmo RAIG</b>			
1	40.497	+2.873	14:34:34.774
2	38.913	+1.289	14:35:13.687
3	39.493	+1.869	14:35:53.180
4	<b>37.624</b>		14:36:30.804
5	38.242	+0.618	14:37:09.046
6	39.092	+1.468	14:37:48.138
7	38.684	+1.060	14:38:26.822
8	39.330	+1.706	14:39:06.152

Lap	Lap Tm	Diff	Time of Day
9	41.371	+3.747	14:39:47.523
10	40.299	+2.675	14:40:27.822
11	39.833	+2.209	14:41:07.655
12	41.631	+4.007	14:41:49.286
13	39.807	+2.183	14:42:29.093
14	40.501	+2.877	14:43:09.594
15	39.497	+1.873	14:43:49.091
16	39.598	+1.974	14:44:28.689
17	38.951	+1.327	14:45:07.640
18	38.658	+1.034	14:45:46.298
19	39.793	+2.169	14:46:26.091
20	39.304	+1.680	14:47:05.395
21	39.128	+1.504	14:47:44.523
22	38.708	+1.084	14:48:23.231

Lap	Lap Tm	Diff	Time of Day
<b>(10) Kaur TIISLER</b>			
1	36.461	+0.811	14:34:29.265
2	36.425	+0.775	14:35:05.690
3	35.857	+0.207	14:35:41.547
4	37.997	+2.347	14:36:19.544
5	<b>35.650</b>		14:36:55.194
6	42.808	+7.158	14:37:38.002
7	37.678	+2.028	14:38:15.680
8	38.717	+3.067	14:38:54.397
9	37.379	+1.729	14:39:31.776
10	36.794	+1.144	14:40:08.570
11	36.718	+1.068	14:40:45.288
12	37.154	+1.504	14:41:22.442
13	1:35.540	+59.890	14:42:57.982
14	40.250	+4.600	14:43:38.232
15	42.348	+6.698	14:44:20.580
16	41.878	+6.228	14:45:02.458
17	38.275	+2.625	14:45:40.733
18	39.901	+4.251	14:46:20.634
19	41.081	+5.431	14:47:01.715
20	40.199	+4.549	14:47:41.914
21	41.112	+5.462	14:48:23.026

Korraldaja: JK MOTO kelgukeskus

Orbits

Peakohunik: Urmas Tahk

Rajameister: Juhan Kärson

Ajamõõtja: Asper Leppik

Printed: 3.02.2013 22:54:05





# KUUTSEMÄE SNOWCROSS 2013

## Lapchart

Open

Kuutsemäe puhkekeskus 0,600 Km

2. finaal - Open - 13 minutit + 1 ring

3.02.2013 14:35

Race started at 14:33:45

Competitors	Laps																							
	0	1	2	3	4	5	6	7	8	9	10	11	12	13	14	15	16	17	18	19	20	21	22	23
Juuso LOUKKO (399)	1	399	399	399	399	399	399	399	399	399	399	399	399	399	399	399	399	399	399	399	399	399	399	399
Priit JÄRVLOO (28)	2	28	28	10	10	28	28	28	28	28	28	28	28	28	28	28	28	28	28	28	28	28	28	28
Kaur TIISLER (10)	3	10	10	28	28	10	10	10	10	10	10	10	10	146	146	146	146	146	146	146	146	146	146	146
Mart MEERU (4)	4	4	146	146	146	146	146	146	146	146	146	146	146	4	4	4	4	4	4	4	4	4	4	4
Kaspar KANGUR (146)	5	146	4	4	4	4	4	4	4	4	4	4	4	254	254	254	254	254	254	254	254	254	254	254
Sander LÕHMUS (254)	6	254	254	254	254	254	254	254	254	254	254	254	254	17	17	17	17	17	17	17	17	17	17	17
Tarmo RAIG (17)	7	17	17	17	17	17	17	17	17	17	17	17	17	10	10	10	10	10	10	10	10	10	10	10
Pietu POLVINEN (14)	8	14																						

Korraldaja: JK MOTO kelgukeskus

Orbits

Peakohunik: Urmas Tahk

Rajameister: Juhan Kärson

Ajamõõtja: Asper Leppik

Printed: 3.02.2013 22:54:11







# KUUTSEMÄE SNOWCROSS 2013

Sorted on Laps

Open

Kuutsemäe puhkekeskus 0,600 Km

3. finaal - Open - 13 minutit + 1 ring

3.02.2013 15:40

Race started at 15:42:12

Pos	No.	Name	Nat	Car	Laps	Total Tm	Diff	Best Tm	In Lap	Best Speed
1	399	Juuso LOUKKO	FIN	Lynx	23	14:03.241		34.517	2	62,578
2	28	Priit JÄRVLOO	EST	Lynx	23	14:11.832	8.591	34.784	1	62,098
3	10	Kaur TIISLER	EST	Ski-Doo	22	14:09.228	1 Lap	35.502	15	60,842
4	146	Kaspar KANGUR	EST	Arctic Cat	22	14:29.387	1 Lap	37.334	5	57,856
5	4	Mart MEERU	EST	Lynx	22	14:33.395	1 Lap	38.323	6	56,363
6	254	Sander LÕHMUS	EST	Lynx	21	14:27.658	2 Laps	37.419	2	57,725
Not classified (50% = 11 Laps)										
	17	Tarmo RAIG	EST	Lynx	8	5:34.179	15 Laps	38.885	5	55,548
DNS	14	Pietu POLVINEN	FIN	Lynx		0.000	DNS		0	-

Margin of Victory	Avg. Speed	Best Lap Tm	Best Spd	Best Lap by
8.591	58,916	34.517	62,578	399 - Juuso LOUKKO

Korraldaja: JK MOTO kelgukeskus

Orbits

Peakotnik: Urmas Tahk

Rajameister: Juhan Kärson

Ajamõõtja: Asper Leppik

Printed: 3.02.2013 22:54:21





# KUUTSEMÄE SNOWCROSS 2013


Open

Kuutsemäe puhkekeskus 0,600 Km

3. finaal - Open - 13 minutit + 1 ring

3.02.2013 15:40

Race started at 15:42:12



Lap	Lap Tm	Diff	Time of Day
<b>(399) Juuso LOUKKO</b>			
1	35.448	+0.931	15:42:55.023
2	<b>34.517</b>		15:43:29.540
3	35.366	+0.849	15:44:04.906
4	35.295	+0.778	15:44:40.201
5	34.998	+0.481	15:45:15.199
6	35.374	+0.857	15:45:50.573
7	35.458	+0.941	15:46:26.031
8	35.441	+0.924	15:47:01.472
9	35.840	+1.323	15:47:37.312
10	35.672	+1.155	15:48:12.984
11	36.878	+2.361	15:48:49.862
12	36.297	+1.780	15:49:26.159
13	37.937	+3.420	15:50:04.096
14	36.588	+2.071	15:50:40.684
15	37.322	+2.805	15:51:18.006
16	36.085	+1.568	15:51:54.091
17	36.358	+1.841	15:52:30.449
18	37.082	+2.565	15:53:07.531
19	36.958	+2.441	15:53:44.489
20	37.889	+3.372	15:54:22.378
21	37.828	+3.311	15:55:00.206
22	37.700	+3.183	15:55:37.906
23	38.104	+3.587	15:56:16.010

Lap	Lap Tm	Diff	Time of Day
<b>(28) Priit JÄRVLOO</b>			
1	<b>34.784</b>		15:42:53.609
2	34.950	+0.166	15:43:28.559
3	36.966	+2.182	15:44:05.525
4	37.078	+2.294	15:44:42.603
5	36.598	+1.814	15:45:19.201
6	36.067	+1.283	15:45:55.268
7	35.425	+0.641	15:46:30.693
8	36.107	+1.323	15:47:06.800
9	36.229	+1.445	15:47:43.029
10	37.026	+2.242	15:48:20.055
11	36.450	+1.666	15:48:56.505
12	36.714	+1.930	15:49:33.219
13	36.762	+1.978	15:50:09.981
14	36.183	+1.399	15:50:46.164
15	37.128	+2.344	15:51:23.292
16	37.658	+2.874	15:52:00.950
17	37.594	+2.810	15:52:38.544
18	36.923	+2.139	15:53:15.467
19	37.234	+2.450	15:53:52.701
20	37.719	+2.935	15:54:30.420
21	37.658	+2.874	15:55:08.078
22	37.652	+2.868	15:55:45.730
23	38.871	+4.087	15:56:24.601

Lap	Lap Tm	Diff	Time of Day
<b>(10) Kaur TIISLER</b>			
1	39.135	+3.633	15:43:02.328
2	38.944	+3.442	15:43:41.272
3	39.025	+3.523	15:44:20.297
4	37.206	+1.704	15:44:57.503
5	36.228	+0.726	15:45:33.731
6	37.804	+2.302	15:46:11.535
7	37.955	+2.453	15:46:49.490
8	38.264	+2.762	15:47:27.754
9	38.553	+3.051	15:48:06.307
10	40.275	+4.773	15:48:46.582
11	36.906	+1.404	15:49:23.488
12	37.774	+2.272	15:50:01.262
13	40.239	+4.737	15:50:41.501
14	38.244	+2.742	15:51:19.745

Lap	Lap Tm	Diff	Time of Day
15	<b>35.502</b>		15:51:55.247
16	37.224	+1.722	15:52:32.471
17	37.664	+2.162	15:53:10.135
18	36.957	+1.455	15:53:47.092
19	38.130	+2.628	15:54:25.222
20	38.044	+2.542	15:55:03.266
21	38.385	+2.883	15:55:41.651
22	40.346	+4.844	15:56:21.997

Lap	Lap Tm	Diff	Time of Day
<b>(146) Kaspar KANGUR</b>			
1	39.901	+2.567	15:43:01.337
2	38.859	+1.525	15:43:40.196
3	38.064	+0.730	15:44:18.260
4	37.473	+0.139	15:44:55.733
5	<b>37.334</b>		15:45:33.067
6	37.599	+0.265	15:46:10.666
7	37.679	+0.345	15:46:48.345
8	39.085	+1.751	15:47:27.430
9	38.624	+1.290	15:48:06.054
10	38.769	+1.435	15:48:44.823
11	39.718	+2.384	15:49:24.541
12	42.639	+5.305	15:50:07.180
13	38.502	+1.168	15:50:45.682
14	42.115	+4.781	15:51:27.797
15	39.929	+2.595	15:52:07.726
16	38.643	+1.309	15:52:46.369
17	39.917	+2.583	15:53:26.286
18	38.480	+1.146	15:54:04.766
19	38.861	+1.527	15:54:43.627
20	39.933	+2.599	15:55:23.560
21	39.196	+1.862	15:56:02.756
22	39.400	+2.066	15:56:42.156

Lap	Lap Tm	Diff	Time of Day
<b>(4) Mart MEERU</b>			
1	39.822	+1.499	15:43:00.054
2	38.656	+0.333	15:43:38.710
3	40.773	+2.450	15:44:19.483
4	38.807	+0.484	15:44:58.290
5	38.425	+0.102	15:45:36.715
6	<b>38.323</b>		15:46:15.038
7	38.417	+0.094	15:46:53.455
8	38.663	+0.340	15:47:32.118
9	39.122	+0.799	15:48:11.240
10	40.340	+2.017	15:48:51.580
11	38.680	+0.357	15:49:30.260
12	42.085	+3.762	15:50:12.345
13	39.276	+0.953	15:50:51.621
14	39.086	+0.763	15:51:30.707
15	38.882	+0.559	15:52:09.589
16	38.422	+0.099	15:52:48.011
17	38.915	+0.592	15:53:26.926
18	38.596	+0.273	15:54:05.522
19	39.250	+0.927	15:54:44.772
20	39.622	+1.299	15:55:24.394
21	39.281	+0.958	15:56:03.675
22	42.489	+4.166	15:56:46.164

Lap	Lap Tm	Diff	Time of Day
<b>(254) Sander LÕHMUS</b>			
1	37.547	+0.128	15:42:57.797
2	<b>37.419</b>		15:43:35.216
3	38.708	+1.289	15:44:13.924
4	38.606	+1.187	15:44:52.530
5	38.345	+0.926	15:45:30.875
6	38.224	+0.805	15:46:09.099
7	37.716	+0.297	15:46:46.815
8	39.247	+1.828	15:47:26.062

Lap	Lap Tm	Diff	Time of Day
9	37.959	+0.540	15:48:04.021
10	38.038	+0.619	15:48:42.059
11	39.225	+1.806	15:49:21.284
12	38.538	+1.119	15:49:59.822
13	39.117	+1.698	15:50:38.939
14	53.745	+16.326	15:51:32.684
15	40.179	+2.760	15:52:12.863
16	42.826	+5.407	15:52:55.689
17	43.452	+6.033	15:53:39.141
18	44.313	+6.894	15:54:23.454
19	44.382	+6.963	15:55:07.836
20	46.354	+8.935	15:55:54.190
21	46.237	+8.818	15:56:40.427

Lap	Lap Tm	Diff	Time of Day
<b>(17) Tarmo RAIG</b>			
1	39.139	+0.254	15:43:03.614
2	38.929	+0.044	15:43:42.543
3	39.257	+0.372	15:44:21.800
4	39.829	+0.944	15:45:01.629
5	<b>38.885</b>		15:45:40.514
6	39.546	+0.661	15:46:20.060
7	43.396	+4.511	15:47:03.456
8	43.492	+4.607	15:47:46.948

Korraldaja: JK MOTO kelgukeskus

Orbits


Peakohunik: Urmas Tahk

Rajameister: Juhan Kärson

Ajamõõtja: Asper Leppik

Printed: 3.02.2013 22:54:32





# KUUTSEMÄE SNOWCROSS 2013

## Lapchart

Open

Kuutsemäe puhkekeskus 0,600 Km

3. finaal - Open - 13 minutit + 1 ring

3.02.2013 15:40

Race started at 15:42:12

Competitors	Laps																							
	0	1	2	3	4	5	6	7	8	9	10	11	12	13	14	15	16	17	18	19	20	21	22	23
Priit JÄRVLOO (28)	1	28	28	28	399	399	399	399	399	399	399	399	399	399	399	399	399	399	399	399	399	399	399	399
Juuso LOUKKO (399)	2	399	399	399	28	28	28	28	28	28	28	28	28	28	28	28	28	28	28	28	28	28	28	28
Mart MEERU (4)	3	4	254	254	254	254	254	254	254	254	254	254	254	10	10	10	10	10	10	10	10	10	10	
Sander LÕHMUS (254)	4	254	4	4	146	146	146	146	146	146	146	146	10	10	10	146	146	146	146	146	146	146	146	
Kaspar KANGUR (146)	5	146	146	146	4	10	10	10	10	10	10	10	10	146	146	146	4	4	4	4	4	4	4	
Kaur TIISLER (10)	6	10	10	10	10	4	4	4	4	4	4	4	4	4	4	254	254	254	254	254	254	254	254	
Tarmo RAIG (17)	7	17	17	17	17	17	17	17	17	17														
Pietu POLVINEN (14)	8	14																						

Korraldaja: JK MOTO kelgukeskus

Orbits

Peakotnik: Urmas Tahk

Rajameister: Juhan Kärson

Ajamõõtja: Asper Leppik

Printed: 3.02.2013 22:54:38






# KUUTSEMÄE SNOWCROSS 2013

Open

Kuutsemäe puhkekeskus 0,600 Km

Open - kokkuvõte



Pos	No.	Name	Class	Car	R1.	R2.	R3.	Total points
1	399	Juuso LOUKKO	Open	Lynx	25	25	25	75
2	28	Priit JÄRVLOO	Open	Lynx	22	22	22	66
3	146	Kaspar KANGUR	Open	Arctic Cat	18	20	18	56
4	10	Kaur TIISLER	Open	Ski-Doo	20	14	20	54
5	4	Mart MEERU	Open	Lynx	16	18	16	50
6	254	Sander LÕHMUS	Open	Lynx	15	16	15	46
7	17	Tarmo RAIG	Open	Lynx	14	15	0	29
8	14	Pietu POLVINEN	Open	Lynx	13	0	0	13

