

DYNAMI:T Race 2009

Sorted on Best Lap time

Juniors

Audru circuit 2,173 Km

Juniors - Free practice

29.08.2009 08:30

Practice started at 8:31:18

Pos	No.	Name	Nat	Club	Make	Best Tm	2nd Best	Diff	Gap	Laps	In Lap	Best Speed
1	3	Karl Raudsepp	EST	Erki Sport	Honda Civic	1:04.665	1:04.677			11	10	120,974
2	1	Martin Seppam	EST	Saksa Auto AMK	VW Golf II	1:05.199	1:05.315	0.534	0.534	14	11	119,983
3	7	Enar-Klaus Kunman	EST	Erki Sport	VW Golf II	1:05.763	1:05.849	1.098	0.564	5	4	118,954
4	15	Steven Puust	EST	Erki Sport	Toyota Yaris	1:06.441	1:07.154	1.776	0.678	4	3	117,741

DYNAMI:T Race 2009

Juniors

Audru circuit 2,173 Km

Juniors - Free practice

29.08.2009 08:30

Practice started at 8:31:18

Lap	Lap Tm	Diff	Time of Day
(3) Karl Raudsepp			
1	1:49.031	+44.366	8:33:32.095
2	1:07.665	+3.000	8:34:39.760
3	1:05.788	+1.123	8:35:45.548
4	1:05.270	+0.605	8:36:50.818
5	1:05.211	+0.546	8:37:56.029
p6	1:59.372	+54.707	8:39:55.401
7	2:36.763	+1:32.098	8:42:32.164
8	1:04.930	+0.265	8:43:37.094
9	1:04.677	+0.012	8:44:41.771
10	1:04.665		8:45:46.436
11	1:04.792	+0.127	8:46:51.228

Lap	Lap Tm	Diff	Time of Day
(1) Martin Seppam			
1	1:22.475	+17.276	8:32:44.157
2	1:07.971	+2.772	8:33:52.128
3	1:06.128	+0.929	8:34:58.256
p4	1:34.581	+29.382	8:36:32.837
5	2:36.586	+1:31.387	8:39:09.423
6	1:07.544	+2.345	8:40:16.967
7	1:05.671	+0.472	8:41:22.638
8	1:05.315	+0.116	8:42:27.953
9	1:05.427	+0.228	8:43:33.380
10	1:05.501	+0.302	8:44:38.881
11	1:05.199		8:45:44.080
12	1:08.192	+2.993	8:46:52.272
13	1:08.176	+2.977	8:48:00.448
14	1:05.716	+0.517	8:49:06.164

Lap	Lap Tm	Diff	Time of Day
(7) Enar-Klaus Kunman			
1	1:42.814	+37.051	8:33:20.643
2	1:08.643	+2.880	8:34:29.286
3	1:05.849	+0.086	8:35:35.135
4	1:05.763		8:36:40.898
5	1:06.804	+1.041	8:37:47.702

Lap	Lap Tm	Diff	Time of Day
(15) Steven Puust			
1	1:25.270	+18.829	8:33:00.040
2	1:07.154	+0.713	8:34:07.194
3	1:06.441		8:35:13.635
4	1:07.420	+0.979	8:36:21.055

DYNAMI:T Race 2009

Sorted on Best Lap time

Juniors

Audru circuit 2,173 Km

Juniors - Qualification

29.08.2009 11:20

Qualify started at 11:22:51

Pos	No.	Name	Nat	Club	Make	Best Tm	2nd Best	Diff	Gap	Laps	In Lap	Best Speed
1	3	Karl Raudsepp	EST	Erki Sport	Honda Civic	1:04.576	1:04.632			9	9	121,141
2	1	Martin Seppam	EST	Saksa Auto AMK	VW Golf II	1:05.018	1:05.349	0.442	0.442	10	6	120,317
3	7	Enar-Klaus Kunman	EST	Erki Sport	VW Golf II	1:05.518	1:05.905	0.942	0.500	5	4	119,399
4	15	Steven Puust	EST	Erki Sport	Toyota Yaris	1:05.835	1:05.937	1.259	0.317	4	3	118,824

DYNAMI:T Race 2009

Juniors

Audru circuit 2,173 Km

Juniors - Qualification

29.08.2009 11:20

Qualify started at 11:22:51

Lap	Lap Tm	Diff	Time of Day
(3) Karl Raudsepp			
1	1:33.426	+28.850	11:25:00.559
2	1:04.855	+0.279	11:26:05.414
3	1:04.632	+0.056	11:27:10.046
4	1:04.718	+0.142	11:28:14.764
5	1:05.263	+0.687	11:29:20.027
6	1:04.699	+0.123	11:30:24.726
7	1:05.085	+0.509	11:31:29.811
8	1:19.909	+15.333	11:32:49.720
9	1:04.576		11:33:54.296

Lap	Lap Tm	Diff	Time of Day
(1) Martin Seppam			
1	1:24.553	+19.535	11:25:05.744
2	1:06.041	+1.023	11:26:11.785
3	1:05.349	+0.331	11:27:17.134
4	1:05.955	+0.937	11:28:23.089
5	1:06.128	+1.110	11:29:29.217
6	1:05.018		11:30:34.235
7	1:06.294	+1.276	11:31:40.529
8	1:05.755	+0.737	11:32:46.284
9	1:05.673	+0.655	11:33:51.957
10	1:06.787	+1.769	11:34:58.744

Lap	Lap Tm	Diff	Time of Day
(7) Enar-Klaus Kunman			
1	1:31.500	+25.982	11:25:14.147
2	1:06.065	+0.547	11:26:20.212
3	1:05.905	+0.387	11:27:26.117
4	1:05.518		11:28:31.635
5	1:06.258	+0.740	11:29:37.893

Lap	Lap Tm	Diff	Time of Day
(15) Steven Puust			
1	1:24.579	+18.744	11:25:02.426
2	1:05.937	+0.102	11:26:08.363
3	1:05.835		11:27:14.198
4	1:06.050	+0.215	11:28:20.248


Lap Lap Tm Diff Time of Day

Lap Lap Tm Diff Time of Day

DYNAMI:T Race 2009

Juniors
 Juniors - Qualification
 Qualify started at 11:22:51

Audru circuit 2,173 Km
 29.08.2009 11:20



POLE POSITION

1	1
	3 Karl Raudsepp 1:04.576
2	3
	7 Enar-Klaus Kunman 1:05.518

2	2
	1 Martin Seppam 1:05.018
4	4
	15 Steven Puust 1:05.835

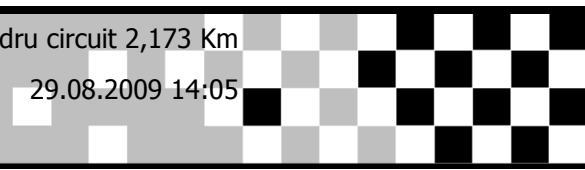
DYNAMI:T Race 2009

Sorted on Laps

Juniors
 Juniors - 1st race, 12 laps
 Race (12 Laps) started at 14:08:40

Audru circuit 2,173 Km

29.08.2009 14:05



Pos	No.	Name	Nat	Club	Make	Total Tm	Diff	Gap	Laps	In Lap	Best Tm	Best Speed
1	3	Karl Raudsepp	EST	Erki Sport	Honda Civic	13:04.490			12	7	1:04.807	120,709
2	1	Martin Seppam	EST	Saksa Auto AMK	VW Golf II	13:07.805	3.315	3.315	12	12	1:05.036	120,284
3	7	Enar-Klaus Kunman	EST	Erki Sport	VW Golf II	13:09.987	5.497	2.182	12	4	1:05.012	120,329
4	15	Steven Puust	EST	Erki Sport	Toyota Yari	13:21.633	17.143	11.646	12	2	1:05.886	118,732

Margin of Victory	Avg. Speed	Best Lap Tm	Best Speed	Best Lap by
3.315	119,662	1:04.807	120,709	3 - Karl Raudsepp

DYNAMI:T Race 2009

Juniors

Audru circuit 2,173 Km

Juniors - 1st race, 12 laps

29.08.2009 14:05

Race (12 Laps) started at 14:08:40

Lap	Lap Tm	Diff	Time of Day
(3) Karl Raudsepp			
1	1:07.225	+2.418	14:09:47.563
2	1:05.102	+0.295	14:10:52.665
3	1:05.159	+0.352	14:11:57.824
4	1:05.467	+0.660	14:13:03.291
5	1:05.240	+0.433	14:14:08.531
6	1:05.252	+0.445	14:15:13.783
7	1:04.807		14:16:18.590
8	1:05.196	+0.389	14:17:23.786
9	1:05.188	+0.381	14:18:28.974
10	1:05.277	+0.470	14:19:34.251
11	1:05.299	+0.492	14:20:39.550
12	1:05.278	+0.471	14:21:44.828

Lap	Lap Tm	Diff	Time of Day
(1) Martin Seppam			
1	1:07.478	+2.442	14:09:48.796
2	1:05.467	+0.431	14:10:54.263
3	1:06.208	+1.172	14:12:00.471
4	1:05.506	+0.470	14:13:05.977
5	1:05.277	+0.241	14:14:11.254
6	1:05.195	+0.159	14:15:16.449
7	1:05.367	+0.331	14:16:21.816
8	1:05.319	+0.283	14:17:27.135
9	1:05.527	+0.491	14:18:32.662
10	1:05.185	+0.149	14:19:37.847
11	1:05.260	+0.224	14:20:43.107
12	1:05.036		14:21:48.143

Lap	Lap Tm	Diff	Time of Day
(7) Enar-Klaus Kunman			
1	1:06.925	+1.913	14:09:48.102
2	1:05.781	+0.769	14:10:53.883
3	1:06.064	+1.052	14:11:59.947
4	1:05.012		14:13:04.959
5	1:05.502	+0.490	14:14:10.461
6	1:05.367	+0.355	14:15:15.828
7	1:05.523	+0.511	14:16:21.351
8	1:05.284	+0.272	14:17:26.635
9	1:05.273	+0.261	14:18:31.908
10	1:06.049	+1.037	14:19:37.957
11	1:05.809	+0.797	14:20:43.766
12	1:06.559	+1.547	14:21:50.325

Lap	Lap Tm	Diff	Time of Day
(15) Steven Puust			
1	1:07.850	+1.964	14:09:49.722
2	1:05.886		14:10:55.608
3	1:06.248	+0.362	14:12:01.856
4	1:06.419	+0.533	14:13:08.275
5	1:06.343	+0.457	14:14:14.618
6	1:06.514	+0.628	14:15:21.132
7	1:06.440	+0.554	14:16:27.572
8	1:06.624	+0.738	14:17:34.196
9	1:06.784	+0.898	14:18:40.980
10	1:06.988	+1.102	14:19:47.968
11	1:06.866	+0.980	14:20:54.834
12	1:07.137	+1.251	14:22:01.971

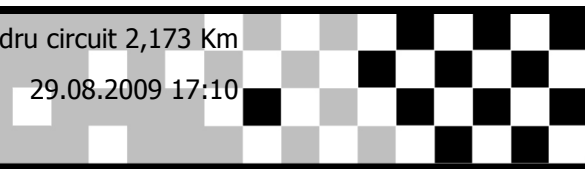
DYNAMI:T Race 2009

Sorted on Laps

Juniors
 Juniors - 2nd race, 12 laps
 Race (12 Laps) started at 17:13:47

Audru circuit 2,173 Km

29.08.2009 17:10



Pos	No.	Name	Nat	Club	Make	Total Tm	Diff	Gap	Laps	In Lap	Best Tm	Best Speed
1	3	Karl Raudsepp	EST	Erki Sport	Honda Civic	13:00.537			12	2	1:04.695	120,918
2	1	Martin Seppam	EST	Saksa Auto AMK	VW Golf II	13:04.870	4.333	4.333	12	6	1:04.546	121,197
3	7	Enar-Klaus Kunman	EST	Erki Sport	VW Golf II	13:16.370	15.833	11.500	12	2	1:04.878	120,577
4	15	Steven Puust	EST	Erki Sport	Toyota Yari	13:22.137	21.600	5.767	12	2	1:05.969	118,583

Margin of Victory	Avg. Speed	Best Lap Tm	Best Speed	Best Lap by
4.333	120,268	1:04.546	121,197	1 - Martin Seppam

DYNAMI:T Race 2009

Juniors

Audru circuit 2,173 Km

Juniors - 2nd race, 12 laps

29.08.2009 17:10

Race (12 Laps) started at 17:13:47

Lap	Lap Tm	Diff	Time of Day
(3) Karl Raudsepp			
1	1:06.897	+2.202	17:14:54.860
2	1:04.695		17:15:59.555
3	1:04.769	+0.074	17:17:04.324
4	1:04.821	+0.126	17:18:09.145
5	1:04.818	+0.123	17:19:13.963
6	1:05.245	+0.550	17:20:19.208
7	1:04.933	+0.238	17:21:24.141
8	1:04.859	+0.164	17:22:29.000
9	1:04.816	+0.121	17:23:33.816
10	1:04.841	+0.146	17:24:38.657
11	1:05.095	+0.400	17:25:43.752
12	1:04.748	+0.053	17:26:48.500

Lap	Lap Tm	Diff	Time of Day
(1) Martin Seppam			
1	1:06.465	+1.919	17:14:55.846
2	1:04.991	+0.445	17:16:00.837
3	1:05.051	+0.505	17:17:05.888
4	1:04.842	+0.296	17:18:10.730
5	1:06.096	+1.550	17:19:16.826
6	1:04.546		17:20:21.372
7	1:04.864	+0.318	17:21:26.236
8	1:05.636	+1.090	17:22:31.872
9	1:05.508	+0.962	17:23:37.380
10	1:05.313	+0.767	17:24:42.693
11	1:05.215	+0.669	17:25:47.908
12	1:04.925	+0.379	17:26:52.833

Lap	Lap Tm	Diff	Time of Day
(7) Enar-Klaus Kunman			
1	1:06.724	+1.846	17:14:55.245
2	1:04.878		17:16:00.123
3	1:05.070	+0.192	17:17:05.193
4	1:05.079	+0.201	17:18:10.272
5	1:07.173	+2.295	17:19:17.445
6	1:05.484	+0.606	17:20:22.929
7	1:05.941	+1.063	17:21:28.870
8	1:05.848	+0.970	17:22:34.718
9	1:05.812	+0.934	17:23:40.530
10	1:06.229	+1.351	17:24:46.759
11	1:07.928	+3.050	17:25:54.687
12	1:09.646	+4.768	17:27:04.333

Lap	Lap Tm	Diff	Time of Day
(15) Steven Puust			
1	1:07.076	+1.107	17:14:56.928
2	1:05.969		17:16:02.897
3	1:05.975	+0.006	17:17:08.872
4	1:06.393	+0.424	17:18:15.265
5	1:06.408	+0.439	17:19:21.673
6	1:06.590	+0.621	17:20:28.263
7	1:06.806	+0.837	17:21:35.069
8	1:06.849	+0.880	17:22:41.918
9	1:07.050	+1.081	17:23:48.968
10	1:07.175	+1.206	17:24:56.143
11	1:06.945	+0.976	17:26:03.088
12	1:07.012	+1.043	17:27:10.100

Chief Steward of the meeting: Avo Elme

Race Director: Raul Koov

Chief of Timing & Scoring: Asper Leppik

Secretary of race: Gerli Hall

Printed: 9.09.2009 11:59:41

Orbits

www.amb-it.com

www.mylaps.com

Licensed to: Estonian Autosport Union