



SKY
plus



SuperMoto
championship

SUPERMOTO ESTONIAN CHAMPIONSHIP 1. ROUND
Aravete Karting Circuit, Aravete, Estonia
01.05.2010

EAL TIMING

MYLAPS
SPORTS TIMING

Timing and Results by EAL Timing

<http://www.supermoto.ee>



DREAMER

AMPS Catering Järve



DUNLOP
Motorsport





DREAMER

Catering
AMPS JauveDUNLOP
Motorsportarle
REKLAM

Sky Plus Supermoto Eesti MV I etapp

Sorted on Best Lap time

Mini SM Aravete kardirada 1,001 Km

Mini SM - Vabatreeningsõit 1.05.2010 09:30

Practice started at 9:30:23

Pos	No.	Name	Nat	Club	Chassis	Best Tm	2nd Best	Diff	Gap	Laps	In Lap	Best Speed
1	1	Henri Remma	EST	ATM Racing	Pitpro	1:06.066	1:07.426			10	10	54,545
2	43	Andy Piip	EST	Mini RC	Bucci Moto	1:06.339	1:06.661	0.273	0.273	8	5	54,321
3	64	Kevin Gerretz	EST	ATM Racing	Pitpro	1:07.959	1:08.571	1.893	1.620	12	5	53,026
4	53	Marko Männi	EST	ATM Racing	Pitpro	1:07.973	1:08.465	1.907	0.014	11	7	53,015
5	23	Mikk Tagapere	EST	ATM Racing	Pitpro	1:10.866	1:10.906	4.800	2.893	11	9	50,851
6	51	Patrick Pals	EST	Saku MK	PitsterPro	1:11.916	1:13.421	5.850	1.050	5	1	50,108
7	90	Risto Õiemets	EST	Mini RC	PitsterPro	1:12.223	1:13.740	6.157	0.307	8	5	49,895
8	11	Taavi Jürgenson	EST	MRC MK	Motover	1:13.807	1:15.820	7.741	1.584	10	7	48,825
9	99	Kaido Ploompuu	EST	Mini RC	Pitpro	1:14.237	1:18.595	8.171	0.430	4	3	48,542
10	115	Kristo Kaste	EST	Rae TSK	PitsterPro	1:14.704	1:17.485	8.638	0.467	6	3	48,238

Organizer: www.supermoto.ee Official Timing: http://autosport.mylaps.com

Orbits

Clerk of Course: Margus Ostnik

Secretary of Meeting: Annika Luige

Chief Timekeeper: Asper Leppik

Printed: 4.06.2010 9:55:42

EAL TIMING

MYLAPS
SPORTS TIMING



Sky Plus Supermoto Eesti MV I etapp


Mini SM

Aravete kardirada 1,001 Km

Mini SM - Vabatreenningsõit

1.05.2010 09:30

Practice started at 9:30:23



Lap	Lap Tm	Diff	Time of Day
(1) Henri Remma			
1	1:12.982	+6.916	9:33:14.775
2	1:12.497	+6.431	9:34:27.272
3	1:12.584	+6.518	9:35:39.856
4	1:09.704	+3.638	9:36:49.560
5	1:59.141	+53.075	9:38:48.701
6	1:20.900	+14.834	9:40:09.601
7	1:07.885	+1.819	9:41:17.486
8	1:07.426	+1.360	9:42:24.912
9	2:22.420	+1:16.354	9:44:47.332
10	1:06.066		9:45:53.398

(43) Andy Piip			
1	1:08.618	+2.279	9:33:10.728
2	1:10.118	+3.779	9:34:20.846
3	1:10.337	+3.998	9:35:31.183
4	1:06.900	+0.561	9:36:38.083
5	1:06.339		9:37:44.422
6	1:06.661	+0.322	9:38:51.083
7	1:11.960	+5.621	9:40:03.043
8	1:19.878	+13.539	9:41:22.921

(64) Kevin Gerretz			
1	1:12.433	+4.474	9:33:15.335
2	1:12.543	+4.584	9:34:27.878
3	1:11.008	+3.049	9:35:38.886
4	1:08.587	+0.628	9:36:47.473
5	1:07.959		9:37:55.432
6	1:10.339	+2.380	9:39:05.771
7	1:09.690	+1.731	9:40:15.461
8	1:09.957	+1.998	9:41:25.418
9	1:24.166	+16.207	9:42:49.584
10	1:08.571	+0.612	9:43:58.155
11	1:23.102	+15.143	9:45:21.257
12	1:10.152	+2.193	9:46:31.409

(53) Marko Männi			
1	1:13.302	+5.329	9:33:42.615
2	2:04.404	+56.431	9:35:47.019
3	1:11.813	+3.840	9:36:58.832
4	1:10.016	+2.043	9:38:08.848
5	1:12.791	+4.818	9:39:21.639
6	1:08.465	+0.492	9:40:30.104
7	1:07.973		9:41:38.077
8	1:21.117	+13.144	9:42:59.194
9	1:10.702	+2.729	9:44:09.896
10	1:09.698	+1.725	9:45:19.594
11	1:11.170	+3.197	9:46:30.764

(23) Mikko Tagapere			
1	1:17.070	+6.204	9:33:57.613
2	1:15.053	+4.187	9:35:12.666
3	1:12.373	+1.507	9:36:25.039
4	1:26.361	+15.495	9:37:51.400
5	1:11.608	+0.742	9:39:03.008
6	1:10.906	+0.040	9:40:13.914
7	1:11.107	+0.241	9:41:25.021
8	1:25.830	+14.964	9:42:50.851
9	1:10.866		9:44:01.717
10	1:23.836	+12.970	9:45:25.553
11	1:11.174	+0.308	9:46:36.727

(51) Patrick Pals			
1	1:11.916		9:40:27.911
2	1:13.421	+1.505	9:41:41.332

Lap	Lap Tm	Diff	Time of Day
3	1:13.901	+1.985	9:42:55.233
4	1:23.130	+11.214	9:44:18.363
5	1:28.446	+16.530	9:45:46.809

(90) Risto Õiemets			
1	1:15.367	+3.144	9:33:13.664
2	1:16.196	+3.973	9:34:29.860
3	1:13.740	+1.517	9:35:43.600
4	1:16.960	+4.737	9:37:00.560
5	1:12.223		9:38:12.783
6	1:16.675	+4.452	9:39:29.458
7	1:25.076	+12.853	9:40:54.534
8	1:26.747	+14.524	9:42:21.281

(11) Taavi Jürgenson			
1	1:16.490	+2.683	9:33:47.423
2	1:22.493	+8.686	9:35:09.916
3	1:17.979	+4.172	9:36:27.895
4	1:32.178	+18.371	9:38:00.073
5	1:17.980	+4.173	9:39:18.053
6	1:15.820	+2.013	9:40:33.873
7	1:13.807		9:41:47.680
8	1:44.240	+30.433	9:43:31.920
9	1:17.576	+3.769	9:44:49.496
10	1:18.387	+4.580	9:46:07.883

(99) Kaido Ploompuu			
1	1:21.818	+7.581	9:34:01.379
2	1:19.043	+4.806	9:35:20.422
3	1:14.237		9:36:34.659
4	1:18.595	+4.358	9:37:53.254

(115) Kristo Kaste			
1	1:22.662	+7.958	9:34:03.733
2	1:17.485	+2.781	9:35:21.218
3	1:14.704		9:36:35.922
4	1:18.677	+3.973	9:37:54.599
5	5:13.660	+3:58.956	9:43:08.259
6	1:20.327	+5.623	9:44:28.586



Sky Plus Supermoto Eesti MV I etapp

Sorted on Best Lap time

Mini SM Aravete kardirada 1,001 Km

Mini SM - Kvalifikatsioon 1.05.2010 11:10

Qualifying started at 11:10:05

Pos	No.	Name	Nat	Club	Chassis	Best Tm	2nd Best	Diff	Gap	Laps	In Lap	Best Speed
1	43	Andy Piip	EST	Mini RC	Bucci Moto	1:05.676	1:06.088			9	3	54,869
2	1	Henri Remma	EST	ATM Racing	Pitpro	1:06.645	1:10.442	0.969	0.969	4	2	54,072
3	51	Patrick Pals	EST	Saku MK	PitsterPro	1:08.159	1:08.264	2.483	1.514	12	11	52,870
4	64	Kevin Gerretz	EST	ATM Racing	Pitpro	1:08.252	1:08.423	2.576	0.093	13	5	52,798
5	23	Mikk Tagapere	EST	ATM Racing	Pitpro	1:10.004	1:10.397	4.328	1.752	11	2	51,477
6	99	Kaido Ploompuu	EST	Mini RC	Pitpro	1:11.880	1:12.421	6.204	1.876	7	4	50,134
7	90	Risto Õiemets	EST	Mini RC	PitsterPro	1:11.983	1:12.028	6.307	0.103	9	3	50,062
8	96	Margus Oks	EST	Mini RC	Kawasaki	1:13.392	1:13.775	7.716	1.409	5	2	49,101
9	115	Kristo Kaste	EST	Rae TSK	PitsterPro	1:15.349	1:16.219	9.673	1.957	5	5	47,825
10	2	Marko Lepik	EST	Mini RC	Kawasaki	1:15.835	1:15.981	10.159	0.486	11	3	47,519
11	11	Taavi Jürgenson	EST	MRC MK	Motover	1:16.175	1:16.759	10.499	0.340	11	4	47,307



Sky Plus Supermoto Eesti MV I etapp

Mini SM Aravete kardirada 1,001 Km

Mini SM - Kvalifikatsioon 1.05.2010 11:10

Qualifying started at 11:10:05

Lap	Lap Tm	Diff	Time of Day
(43) Andy Piip			
1	1:06.108	+0.432	11:12:47.285
2	1:06.088	+0.412	11:13:53.373
3	1:05.676		11:14:59.049
4	1:06.893	+1.217	11:16:05.942
5	1:06.359	+0.683	11:17:12.301
6	1:09.067	+3.391	11:18:21.368
7	1:22.730	+17.054	11:19:44.098
8	1:22.064	+16.388	11:21:06.162
9	1:18.034	+12.358	11:22:24.196
(1) Henri Remma			
1	1:10.442	+3.797	11:12:32.070
2	1:06.645		11:13:38.715
3	1:15.588	+8.943	11:14:54.303
4	1:18.435	+11.790	11:16:12.738
(51) Patrick Pals			
1	1:13.771	+5.612	11:12:36.770
2	1:10.332	+2.173	11:13:47.102
3	1:09.823	+1.664	11:14:56.925
4	1:33.259	+25.100	11:16:30.184
5	1:09.458	+1.299	11:17:39.642
6	2:34.382	+1:26.223	11:20:14.024
7	1:10.576	+2.417	11:21:24.600
8	1:10.957	+2.798	11:22:35.557
9	1:08.264	+0.105	11:23:43.821
10	1:21.168	+13.009	11:25:04.989
11	1:08.159		11:26:13.148
12	1:15.749	+7.590	11:27:28.897
(64) Kevin Gerretz			
1	1:10.392	+2.140	11:12:34.194
2	1:08.775	+0.523	11:13:42.969
3	1:12.939	+4.687	11:14:55.908
4	1:11.609	+3.357	11:16:07.517
5	1:08.252		11:17:15.769
6	1:09.095	+0.843	11:18:24.864
7	1:08.465	+0.213	11:19:33.329
8	1:08.423	+0.171	11:20:41.752
9	1:08.788	+0.536	11:21:50.540
10	1:56.971	+48.719	11:23:47.511
11	1:09.681	+1.429	11:24:57.192
12	1:08.909	+0.657	11:26:06.101
13	1:08.618	+0.366	11:27:14.719
(23) Mikko Tagapere			
1	1:13.043	+3.039	11:13:28.828
2	1:10.004		11:14:38.832
3	1:12.421	+2.417	11:15:51.253
4	1:11.117	+1.113	11:17:02.370
5	1:21.900	+11.896	11:18:24.270
6	1:11.466	+1.462	11:19:35.736
7	1:10.397	+0.393	11:20:46.133
8	1:10.421	+0.417	11:21:56.554
9	1:34.532	+24.528	11:23:31.086
10	1:11.926	+1.922	11:24:43.012
11	1:24.832	+14.828	11:26:07.844
(99) Kaido Ploompuu			
1	1:13.073	+1.193	11:13:12.731
2	1:13.099	+1.219	11:14:25.830
3	1:12.421	+0.541	11:15:38.251
4	1:11.880		11:16:50.131
5	2:24.183	+1:12.303	11:19:14.314

Lap	Lap Tm	Diff	Time of Day
6	1:17.911	+6.031	11:20:32.225
7	1:18.207	+6.327	11:21:50.432
(90) Risto Õiemets			
1	1:13.619	+1.636	11:13:03.989
2	1:12.693	+0.710	11:14:16.682
3	1:11.983		11:15:28.665
4	1:12.220	+0.237	11:16:40.885
5	1:12.028	+0.045	11:17:52.913
6	1:13.680	+1.697	11:19:06.593
7	1:16.711	+4.728	11:20:23.304
8	2:51.421	+1:39.438	11:23:14.725
9	1:15.015	+3.032	11:24:29.740
(96) Margus Oks			
1	1:14.693	+1.301	11:12:58.487
2	1:13.392		11:14:11.879
3	1:13.775	+0.383	11:15:25.654
4	1:15.657	+2.265	11:16:41.311
5	3:22.506	+2:09.114	11:20:03.817
(115) Kristo Kaste			
1	1:19.956	+4.607	11:13:30.404
2	1:16.472	+1.123	11:14:46.876
3	9:17.019	+8:01.670	11:24:03.895
4	1:16.219	+0.870	11:25:20.114
5	1:15.349		11:26:35.463
(2) Marko Lepik			
1	1:35.382	+19.547	11:13:18.144
2	1:19.129	+3.294	11:14:37.273
3	1:15.835		11:15:53.108
4	1:25.774	+9.939	11:17:18.882
5	1:16.024	+0.189	11:18:34.906
6	1:17.275	+1.440	11:19:52.181
7	1:18.219	+2.384	11:21:10.400
8	1:21.475	+5.640	11:22:31.875
9	1:15.981	+0.146	11:23:47.856
10	1:18.173	+2.338	11:25:06.029
11	1:16.319	+0.484	11:26:22.348
(11) Taavi Jürgenson			
1	1:18.605	+2.430	11:13:39.958
2	1:16.904	+0.729	11:14:56.862
3	1:16.759	+0.584	11:16:13.621
4	1:16.175		11:17:29.796
5	1:18.054	+1.879	11:18:47.850
6	1:19.315	+3.140	11:20:07.165
7	1:17.004	+0.829	11:21:24.169
8	1:17.212	+1.037	11:22:41.381
9	1:55.361	+39.186	11:24:36.742
10	1:21.773	+5.598	11:25:58.515
11	1:21.242	+5.067	11:27:19.757



DREAMER

Catering
AMPS Jauve



DUNLOP
Motorsport

arle
REKLAM



Sky Plus Supermoto Eesti MV I etapp

Mini SM

Aravete kardirada 1,001 Km

Mini SM - Kvalifikatsioon

1.05.2010 11:10

Qualifying started at 11:10:05

POLE POSITION

Standing Start

1

1

43 Andy Piip
1:05.676
Bucci Moto

2

1 Henri Remma
1:06.645
Pitpro

3

51 Patrick Pals
1:08.159
PitsterPro

4

64 Kevin Gerretz
1:08.252
Pitpro

2

5

23 Mikk Tagapere
1:10.004
Pitpro

6

99 K. Ploompuu
1:11.880
Pitpro

7

90 Risto Õiemets
1:11.983
PitsterPro

3

8

96 Margus Oks
1:13.392
Kawasaki

9

115 Kristo Kaste
1:15.349
PitsterPro

10

2 Marko Lepik
1:15.835
Kawasaki

11

11 T. Jürgenson
1:16.175
Motover



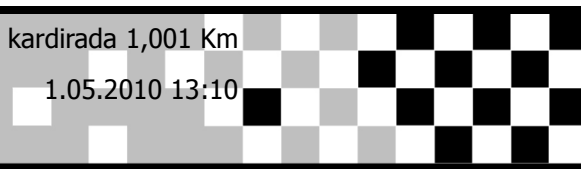
Sky Plus Supermoto Eesti MV I etapp

Sorted on Laps

Mini SM Aravete kardirada 1,001 Km

Mini SM - Võistlussõit - I - 10 minutit + 2 ringi 1.05.2010 13:10

Race started at 13:10:15



Pos	No.	Name	Nat/SI	Race Team	Make	Laps	Total Tm	Diff	Gap	Best Tm	n Lap	Best Speed	Point
1	43	Andy Piip	EST	Mini RC	Bucci Moto	11	12:14.939			1:05.747	10	54,810	60
2	1	Henri Remma	EST	ATM Racing	Pitpro	11	12:15.712	0.773	0.773	1:05.960	10	54,633	54
3	51	Patrick Pals	EST	Saku MK	PitsterPro	11	12:29.938	14.999	14.226	1:06.709	10	54,020	50
4	64	Kevin Gerretz	EST	ATM Racing	Pitpro	11	12:32.340	17.401	2.402	1:07.095	7	53,709	47
5	23	Mikk Tagapere	EST	ATM Racing	Pitpro	11	13:03.667	48.728	31.327	1:09.381	7	51,939	44
6	99	Kaido Ploompuu	EST	Mini RC	Pitpro	10	12:17.058	1 Lap	1 Lap	1:11.756	3	50,220	42
7	90	Risto Ōiemets	EST	Mini RC	PitsterPro	10	12:23.741	1 Lap	6.683	1:11.995	6	50,053	40
8	2	Marko Lepik	EST	Mini RC	Kawasaki	10	12:30.604	1 Lap	6.863	1:14.177	7	48,581	38
9	96	Margus Oks	EST	Mini RC	Kawasaki	10	12:31.037	1 Lap	0.433	1:12.261	5	49,869	36
10	115	Kristo Kaste	EST	Rae TSK	PitsterPro	10	12:31.822	1 Lap	0.785	1:11.366	9	50,495	34
11	11	Taavi Jürgenson	EST	MRC MK	Motover	10	13:02.343	1 Lap	30.521	1:13.167	5	49,252	32

Not classified (75% = 9 Laps)

NS	53	Marko Männi	EST	ATM Racing	Pitpro		0.000	DNS	10 Laps		0	-	0
----	----	-------------	-----	------------	--------	--	-------	-----	---------	--	---	---	---

Margin of Victory	Avg. Speed	Best Lap Tm	Best Spd	Best Lap by
0.773	53,936	1:05.747	54,810	43 - Andy Piip

Organizer: www.supermoto.ee Official Timing: <http://autosport.mylaps.com>

Orbits

Clerk of Course: Margus Ostnik
 Secretary of Meeting: Annika Luige
 Chief Timekeeper: Asper Leppik



Printed: 4.06.2010 9:56:55



Sky Plus Supermoto Eesti MV I etapp

Mini SM Aravete kardirada 1,001 Km

Mini SM - Võistlussõit - I - 10 minutit + 2 ringi 1.05.2010 13:10

Race started at 13:10:15

Lap	Lap Tm	Diff	Time of Day
(43) Andy Piip			
1	1:07.905	+2.158	13:11:23.508
2	1:06.385	+0.638	13:12:29.893
3	1:07.314	+1.567	13:13:37.207
4	1:06.919	+1.172	13:14:44.126
5	1:06.404	+0.657	13:15:50.530
6	1:07.069	+1.322	13:16:57.599
7	1:06.396	+0.649	13:18:03.995
8	1:05.846	+0.099	13:19:09.841
9	1:07.313	+1.566	13:20:17.154
10	1:05.747		13:21:22.901
11	1:07.170	+1.423	13:22:30.071
(1) Henri Remma			
1	1:09.022	+3.062	13:11:24.297
2	1:08.267	+2.307	13:12:32.564
3	1:07.849	+1.889	13:13:40.413
4	1:06.581	+0.621	13:14:46.994
5	1:07.661	+1.701	13:15:54.655
6	1:06.005	+0.045	13:17:00.660
7	1:06.178	+0.218	13:18:06.838
8	1:05.965	+0.005	13:19:12.803
9	1:06.001	+0.041	13:20:18.804
10	1:05.960		13:21:24.764
11	1:06.080	+0.120	13:22:30.844
(51) Patrick Pals			
1	1:15.466	+8.757	13:11:30.598
2	1:08.535	+1.826	13:12:39.133
3	1:07.961	+1.252	13:13:47.094
4	1:07.697	+0.988	13:14:54.791
5	1:07.339	+0.630	13:16:02.130
6	1:07.237	+0.528	13:17:09.367
7	1:06.849	+0.140	13:18:16.216
8	1:07.263	+0.554	13:19:23.479
9	1:07.221	+0.512	13:20:30.700
10	1:06.709		13:21:37.409
11	1:07.661	+0.952	13:22:45.070
(64) Kevin Gerretz			
1	1:11.333	+4.238	13:11:26.609
2	1:09.368	+2.273	13:12:35.977
3	1:08.917	+1.822	13:13:44.894
4	1:08.605	+1.510	13:14:53.499
5	1:08.227	+1.132	13:16:01.726
6	1:07.162	+0.067	13:17:08.888
7	1:07.095		13:18:15.983
8	1:07.223	+0.128	13:19:23.206
9	1:07.543	+0.448	13:20:30.749
10	1:08.484	+1.389	13:21:39.233
11	1:08.239	+1.144	13:22:47.472
(23) Mikko Tagapere			
1	1:14.212	+4.831	13:11:30.734
2	1:10.717	+1.336	13:12:41.451
3	1:09.540	+0.159	13:13:50.991
4	1:10.311	+0.930	13:15:01.302
5	1:09.604	+0.223	13:16:10.906
6	1:09.741	+0.360	13:17:20.647
7	1:09.381		13:18:30.028
8	1:10.690	+1.309	13:19:40.718
9	1:12.885	+3.504	13:20:53.603
10	1:12.682	+3.301	13:22:06.285
11	1:12.514	+3.133	13:23:18.799

Lap	Lap Tm	Diff	Time of Day
(99) Kaido Ploompuu			
1	1:14.841	+3.085	13:11:30.834
2	1:13.207	+1.451	13:12:44.041
3	1:11.756		13:13:55.797
4	1:12.608	+0.852	13:15:08.405
5	1:12.023	+0.267	13:16:20.428
6	1:13.694	+1.938	13:17:34.122
7	1:12.315	+0.559	13:18:46.437
8	1:12.703	+0.947	13:19:59.140
9	1:13.466	+1.710	13:21:12.606
10	1:19.584	+7.828	13:22:32.190
(90) Risto Õiemets			
1	1:20.796	+8.801	13:11:41.492
2	1:14.027	+2.032	13:12:55.519
3	1:13.929	+1.934	13:14:09.448
4	1:12.918	+0.923	13:15:22.366
5	1:13.171	+1.176	13:16:35.537
6	1:11.995		13:17:47.532
7	1:12.730	+0.735	13:19:00.262
8	1:13.027	+1.032	13:20:13.289
9	1:12.771	+0.776	13:21:26.060
10	1:12.813	+0.818	13:22:38.873
(2) Marko Lepik			
1	1:14.962	+0.785	13:11:31.291
2	1:15.838	+1.661	13:12:47.129
3	1:14.556	+0.379	13:14:01.685
4	1:15.351	+1.174	13:15:17.036
5	1:14.713	+0.536	13:16:31.749
6	1:14.331	+0.154	13:17:46.080
7	1:14.177		13:19:00.257
8	1:14.577	+0.400	13:20:14.834
9	1:16.476	+2.299	13:21:31.310
10	1:14.426	+0.249	13:22:45.736
(96) Margus Oks			
1	1:21.560	+9.299	13:11:37.961
2	1:12.844	+0.583	13:12:50.805
3	1:22.614	+10.353	13:14:13.419
4	1:14.023	+1.762	13:15:27.442
5	1:12.261		13:16:39.703
6	1:13.042	+0.781	13:17:52.745
7	1:13.357	+1.096	13:19:06.102
8	1:14.560	+2.299	13:20:20.662
9	1:12.943	+0.682	13:21:33.605
10	1:12.564	+0.303	13:22:46.169
(115) Kristo Kaste			
1	1:16.297	+4.931	13:11:33.011
2	1:14.631	+3.265	13:12:47.642
3	1:26.066	+14.700	13:14:13.708
4	1:15.346	+3.980	13:15:29.054
5	1:14.291	+2.925	13:16:43.345
6	1:12.616	+1.250	13:17:55.961
7	1:12.406	+1.040	13:19:08.367
8	1:14.254	+2.888	13:20:22.621
9	1:11.366		13:21:33.987
10	1:12.967	+1.601	13:22:46.954
(11) Taavi Jürgenson			
1	1:19.835	+6.668	13:11:37.811
2	1:14.932	+1.765	13:12:52.743
3	1:14.422	+1.255	13:14:07.165
4	1:13.892	+0.725	13:15:21.057
5	1:13.167		13:16:34.224



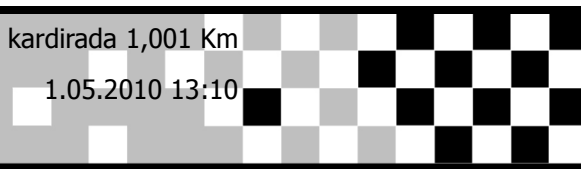
Sky Plus Supermoto Eesti MV I etapp

Lapchart

Mini SM Aravete kardirada 1,001 Km

Mini SM - Võistlussõit - I - 10 minutit + 2 ringi 1.05.2010 13:10

Race started at 13:10:15



Competitors	Laps											
	0	1	2	3	4	5	6	7	8	9	10	11
Patrick Pals (51)	1	51	43	43	43	43	43	43	43	43	43	43
Henri Remma (1)	2	1	1	1	1	1	1	1	1	1	1	1
Kevin Gerretz (64)	3	64	64	64	64	64	64	64	64	51	51	51
Andy Piip (43)	4	43	51	51	51	51	51	51	51	64	64	64
Kaido Ploompuu (99)	5	99	23	23	23	23	23	23	23	23	23	23
Marko Lepik (2)	6	2	99	99	99	99	99	99	99	99	99	99
Margus Oks (96)	7	96	2	2	2	2	2	2	2	90	90	90
Mikk Tagapere (23)	8	23	115	115	11	11	11	90	90	2	2	2
Kristo Kaste (115)	9	115	11	96	90	90	90	11	11	96	96	96
Taavi Jürgenson (11)	10	11	96	11	96	96	96	96	115	115	115	115
Risto Õiemets (90)	11	90	90	90	115	115	115	115	11	11	11	11
Marko Männi (53)	12	53										



Sky Plus Supermoto Eesti MV I etapp

Sorted on Laps

Mini SM Aravete kardirada 1,001 Km

Mini SM - Võistlussõit - II - 10 minutit + 2 ringi 1.05.2010 15:15

Race started at 15:14:27

Pos	No.	Name	Nat/SI	Race Team	Make	Laps	Total Tm	Diff	Gap	Best Tm	n Lap	Best Speed	Point
1	51	Patrick Pals	EST	Saku MK	PitsterPro	12	12:56.929			1:03.642	7	56,623	60
2	43	Andy Piip	EST	Mini RC	Bucci Moto	12	13:04.543	7.614	7.614	1:03.949	7	56,351	54
3	1	Henri Remma	EST	ATM Racing	Pitpro	12	13:08.851	11.922	4.308	1:03.827	10	56,459	50
4	64	Kevin Gerretz	EST	ATM Racing	Pitpro	12	13:24.967	28.038	16.116	1:06.074	9	54,539	47
5	23	Mikk Tagapere	EST	ATM Racing	Pitpro	12	13:32.409	35.480	7.442	1:06.206	9	54,430	44
6	99	Kaido Ploompuu	EST	Mini RC	Pitpro	12	13:38.540	41.611	6.131	1:05.975	10	54,621	42
7	115	Kristo Kaste	EST	Rae TSK	PitsterPro	12	13:58.771	1:01.842	20.231	1:08.055	11	52,951	40
8	90	Risto Õiemets	EST	Mini RC	PitsterPro	12	14:01.319	1:04.390	2.548	1:08.113	9	52,906	38
9	2	Marko Lepik	EST	Mini RC	Kawasaki	12	14:01.610	1:04.681	0.291	1:08.218	10	52,825	36
10	96	Margus Oks	EST	Mini RC	Kawasaki	11	13:23.868	1 Lap	1 Lap	1:10.178	7	51,349	34
11	11	Taavi Jürgenson	EST	MRC MK	Motover	11	13:38.886	1 Lap	15.018	1:11.232	9	50,590	32

Not classified (75% = 9 Laps)

NS	53	Marko Männi	EST	ATM Racing	Pitpro		0.000	DNS	11 Laps		0	-	0
----	----	-------------	-----	------------	--------	--	-------	-----	---------	--	---	---	---

Margin of Victory	Avg. Speed	Best Lap Tm	Best Spd	Best Lap by
7.614	55,659	1:03.642	56,623	51 - Patrick Pals

Organizer: www.supermoto.ee Official Timing: <http://autosport.mylaps.com>

Orbits

Clerk of Course: Margus Ostnik

Secretary of Meeting: Annika Luige

Chief Timekeeper: Asper Leppik

Printed: 4.06.2010 9:57:44





Sky Plus Supermoto Eesti MV I etapp

Mini SM

Aravete kardirada 1,001 Km

Mini SM - Võistlussõit - II - 10 minutit + 2 ringi

1.05.2010 15:15

Race started at 15:14:27

Lap	Lap Tm	Diff	Time of Day
(51) Patrick Pals			
1	1:06.883	+3.241	15:15:34.599
2	1:05.666	+2.024	15:16:40.265
3	1:04.866	+1.224	15:17:45.131
4	1:05.121	+1.479	15:18:50.252
5	1:04.504	+0.862	15:19:54.756
6	1:03.802	+0.160	15:20:58.558
7	1:03.642		15:22:02.200
8	1:04.060	+0.418	15:23:06.260
9	1:03.874	+0.232	15:24:10.134
10	1:04.704	+1.062	15:25:14.838
11	1:04.265	+0.623	15:26:19.103
12	1:05.407	+1.765	15:27:24.510

Lap	Lap Tm	Diff	Time of Day
(43) Andy Piip			
1	1:07.469	+3.520	15:15:35.386
2	1:05.567	+1.618	15:16:40.953
3	1:05.042	+1.093	15:17:45.995
4	1:05.175	+1.226	15:18:51.170
5	1:04.918	+0.969	15:19:56.088
6	1:04.398	+0.449	15:21:00.486
7	1:03.949		15:22:04.435
8	1:05.256	+1.307	15:23:09.691
9	1:05.612	+1.663	15:24:15.303
10	1:04.975	+1.026	15:25:20.278
11	1:05.330	+1.381	15:26:25.608
12	1:06.516	+2.567	15:27:32.124

Lap	Lap Tm	Diff	Time of Day
(1) Henri Remma			
1	1:06.311	+2.484	15:15:33.892
2	1:05.913	+2.086	15:16:39.805
3	1:04.916	+1.089	15:17:44.721
4	1:05.109	+1.282	15:18:49.830
5	1:05.785	+1.958	15:19:55.615
6	1:04.410	+0.583	15:21:00.025
7	1:04.810	+0.983	15:22:04.835
8	1:04.475	+0.648	15:23:09.310
9	1:05.589	+1.762	15:24:14.899
10	1:03.827		15:25:18.726
11	1:06.286	+2.459	15:26:25.012
12	1:11.420	+7.593	15:27:36.432

Lap	Lap Tm	Diff	Time of Day
(64) Kevin Gerretz			
1	1:11.051	+4.977	15:15:39.125
2	1:07.862	+1.788	15:16:46.987
3	1:07.071	+0.997	15:17:54.058
4	1:06.506	+0.432	15:19:00.564
5	1:06.226	+0.152	15:20:06.790
6	1:06.339	+0.265	15:21:13.129
7	1:06.698	+0.624	15:22:19.827
8	1:06.355	+0.281	15:23:26.182
9	1:06.074		15:24:32.256
10	1:06.143	+0.069	15:25:38.399
11	1:06.643	+0.569	15:26:45.042
12	1:07.506	+1.432	15:27:52.548

Lap	Lap Tm	Diff	Time of Day
(23) Mikko Tagapere			
1	1:11.535	+5.329	15:15:39.954
2	1:08.790	+2.584	15:16:48.744
3	1:08.004	+1.798	15:17:56.748
4	1:07.175	+0.969	15:19:03.923
5	1:07.017	+0.811	15:20:10.940
6	1:06.646	+0.440	15:21:17.586
7	1:06.410	+0.204	15:22:23.996
8	1:08.449	+2.243	15:23:32.445

Lap	Lap Tm	Diff	Time of Day
9	1:06.206		15:24:38.651
10	1:06.781	+0.575	15:25:45.432
11	1:06.268	+0.062	15:26:51.700
12	1:08.290	+2.084	15:27:59.990

Lap	Lap Tm	Diff	Time of Day
(99) Kaido Ploompuu			
1	1:10.526	+4.551	15:15:38.842
2	1:08.206	+2.231	15:16:47.048
3	1:07.666	+1.691	15:17:54.714
4	1:07.754	+1.779	15:19:02.468
5	1:07.467	+1.492	15:20:09.935
6	1:06.640	+0.665	15:21:16.575
7	1:06.833	+0.858	15:22:23.408
8	1:09.513	+3.538	15:23:32.921
9	1:06.710	+0.735	15:24:39.631
10	1:05.975		15:25:45.606
11	1:06.404	+0.429	15:26:52.010
12	1:14.111	+8.136	15:28:06.121

Lap	Lap Tm	Diff	Time of Day
(115) Kristo Kaste			
1	1:14.580	+6.525	15:15:43.487
2	1:11.499	+3.444	15:16:54.986
3	1:10.972	+2.917	15:18:05.958
4	1:10.696	+2.641	15:19:16.654
5	1:09.470	+1.415	15:20:26.124
6	1:09.146	+1.091	15:21:35.270
7	1:08.629	+0.574	15:22:43.899
8	1:08.538	+0.483	15:23:52.437
9	1:08.702	+0.647	15:25:01.139
10	1:08.305	+0.250	15:26:09.444
11	1:08.055		15:27:17.499
12	1:08.853	+0.798	15:28:26.352

Lap	Lap Tm	Diff	Time of Day
(90) Risto Õiemets			
1	1:13.778	+5.665	15:15:42.327
2	1:15.151	+7.038	15:16:57.478
3	1:10.361	+2.248	15:18:07.839
4	1:09.555	+1.442	15:19:17.394
5	1:09.148	+1.035	15:20:26.542
6	1:09.353	+1.240	15:21:35.895
7	1:10.134	+2.021	15:22:46.029
8	1:08.607	+0.494	15:23:54.636
9	1:08.113		15:25:02.749
10	1:08.250	+0.137	15:26:10.999
11	1:08.633	+0.520	15:27:19.632
12	1:09.268	+1.155	15:28:28.900

Lap	Lap Tm	Diff	Time of Day
(2) Marko Lepik			
1	1:13.607	+5.389	15:15:42.338
2	1:11.800	+3.582	15:16:54.138
3	1:11.322	+3.104	15:18:05.460
4	1:10.482	+2.264	15:19:15.942
5	1:09.127	+0.909	15:20:25.069
6	1:10.517	+2.299	15:21:35.586
7	1:09.264	+1.046	15:22:44.850
8	1:08.405	+0.187	15:23:53.255
9	1:08.881	+0.663	15:25:02.136
10	1:08.218		15:26:10.354
11	1:08.951	+0.733	15:27:19.305
12	1:09.886	+1.668	15:28:29.191

Lap	Lap Tm	Diff	Time of Day
(96) Margus Oks			
1	1:14.731	+4.553	15:15:44.032
2	1:11.330	+1.152	15:16:55.362
3	1:10.918	+0.740	15:18:06.280
4	1:11.857	+1.679	15:19:18.137



DREAMER

Catering
AMPS Järve



DUNLOP
Motorsport

arle
REKLAM



Sky Plus Supermoto Eesti MV I etapp

Lapchart

Mini SM Aravete kardirada 1,001 Km

Mini SM - Võistlussõit - II - 10 minutit + 2 ringi 1.05.2010 15:15

Race started at 15:14:27



Competitors

Laps

	0	1	2	3	4	5	6	7	8	9	10	11	12
Henri Remma (1)	1	1	1	1	1	51	51	51	51	51	51	51	51
Patrick Pals (51)	2	51	51	51	51	1	1	43	1	1	1	1	43
Andy Piiip (43)	3	43	43	43	43	43	43	1	43	43	43	43	1
Kevin Gerretz (64)	4	64	99	64	64	64	64	64	64	64	64	64	64
Kaido Ploompuu (99)	5	99	64	99	99	99	99	99	99	23	23	23	23
Mikk Tagapere (23)	6	23	23	23	23	23	23	23	99	99	99	99	99
Risto Õiemets (90)	7	90	90	2	2	2	2	115	115	115	115	115	115
Marko Lepik (2)	8	2	2	115	115	115	115	2	2	2	2	2	90
Kristo Kaste (115)	9	115	115	96	96	90	90	90	90	90	90	90	2
Margus Oks (96)	10	96	96	90	90	96	96	96	96	96	96	96	96
Taavi Jürgenson (11)	11	11	11	11	11	11	11	11	11	11	11	11	11
Marko Männi (53)	12	53											



DREAMER

Catering
AMPS JauveDUNLOP
Motorsportarle
REKLAM

Sky Plus Supermoto Eesti MV I etapp

Mini SM

Aravete kardirada 1,001 Km

Mini kokkuvõte

Pos	No.	Name	Nat	Club	Chassis	R1.	R2.	Total points
1	43	Andy Piip	EST	Mini RC	Bucci Moto	60	54	114
2	51	Patrick Pals	EST	Saku MK	PitsterPro	50	60	110
3	1	Henri Remma	EST	ATM Racing	Pitpro	54	50	104
4	64	Kevin Gerretz	EST	ATM Racing	Pitpro	47	47	94
5	23	Mikk Tagapere	EST	ATM Racing	Pitpro	44	44	88
6	99	Kaido Ploompuu	EST	Mini RC	Pitpro	42	42	84
7	90	Risto Õiemets	EST	Mini RC	PitsterPro	40	38	78
8	115	Kristo Kaste	EST	Rae TSK	PitsterPro	34	40	74
9	2	Marko Lepik	EST	Mini RC	Kawasaki	38	36	74
10	96	Margus Oks	EST	Mini RC	Kawasaki	36	34	70
11	11	Taavi Jürgenson	EST	MRC MK	Motover	32	32	64
12	53	Marko Männi	EST	ATM Racing	Pitpro	0	0	0