

**RAHA 24 Eesti MV VII etapp kardispordis**
**Sorted on Best Lap time**

Rotax Max DD2; Rotax Max DD2 Masters; KZ2

KARTDAGÕ Hiiumaa Circuit 0,815 Km

Rotax Max DD2; Rotax Max DD2 Masters; KZ2 - qualifying - 10 minutes

12.08.2011 17:53

Qualifying started at 17:53:07

Pos	No.	Name	R	Nat	Entrant/Race Team	Chassis/Engine/Tyres	Best Tm	Diff	Gap	Laps	In Lap	Best Speed
1	5	Mihkel Maltna		EST	Aix Racing	CRG / TM / Mojo	36.589			7	6	80,188
2	621	Georg Vann		EST	R24 Motorsport	CRG / Rotax 125 / Mojo	36.635	0.046	0.046	10	8	80,087
3	2	Mario Vendla		EST	Kartdagõ	Birel / Rotax 125 / Mojo	36.683	0.094	0.048	13	13	79,983
4	658	Tõnis Liigmann		EST	Max Racing	CRG / Rotax 125 / Mojo	36.747	0.158	0.064	10	8	79,843
5	51	Konstantins Calko		LAT	Kika Motorsport	Gillard / Rotax 125 / Mojo	36.760	0.171	0.013	14	5	79,815
6	632	Tristan Viidas	R	EST	Aix Racing	Tony Kart / Rotax 125 / Mojo	36.839	0.250	0.079	13	9	79,644
7	16	Mario Haugas	R	EST	Aix Racing	Tony Kart / Rotax 125 / Mojo	37.040	0.451	0.201	14	8	79,212
8	64	Eke Nurm		EST	AGS Racing	Maddox / Rotax 125 / Mojo	37.273	0.684	0.233	9	5	78,716
9	34	Conrad Hildebrand	R	SWE	R24 Motorsport	Tony Kart / Rotax 125 / Mojo	37.519	0.930	0.246	15	13	78,200
10	60	Normunds Stanevics		LAT	Kika Motorsport	Gillard / Rotax 125 / Mojo	37.628	1.039	0.109	16	7	77,974
11	67	Argo Tamm		EST	Max Racing	CRG / Rotax 125 / Mojo	37.713	1.124	0.085	9	5	77,798
12	12	Anton Zaytsev		UKR	Max Racing	CRG / Rotax 125 / Mojo	37.736	1.147	0.023	11	9	77,751
13	97	Anrijs Lembergs		LAT	Kika Motorsport	Gillard / Rotax 125 / Mojo	38.014	1.425	0.278	16	14	77,182
14	99	Andres Jääts	R	EST	Vihur Team	Gillard / Rotax 125 / Mojo	38.696	2.107	0.682	8	5	75,822
15	3	Juhan Maltna		EST	Aix Racing	Maranello / TM / Mojo	40.252	3.663	1.556	6	3	72,891

RAHA 24 Eesti MV VII etapp kardispordis

Sorted on Best Lap time

Rotax Max DD2; Rotax Max DD2 Masters; KZ2

KARTDAGÖ Hiiumaa Circuit 0,815 Km

Rotax Max DD2; Rotax Max DD2 Masters; KZ2 - qualifying - 10 minutes

12.08.2011 17:53

Qualifying started at 17:53:07

Pos	No.	Name	R	Nat	Entrant/Race Team	Chassis/Engine/Tyres	Best Tm	Diff	Gap	Laps	In Lap	Best Speed
<b>KZ2</b>												
1	5	Mihkel Maltna		EST	Aix Racing	CRG / TM / Mojo	36.589			7	6	80,188
2	3	Juhan Maltna		EST	Aix Racing	Maranello / TM / Mojo	40.252	3.663	3.663	6	3	72,891
<b>Rotax DD2</b>												
1	621	Georg Vann		EST	R24 Motorsport	CRG / Rotax 125 / Mojo	36.635			10	8	80,087
2	2	Mario Vendla		EST	Kartdagö	Birel / Rotax 125 / Mojo	36.683	0.048	0.048	13	13	79,983
3	658	Tõnis Liigmann		EST	Max Racing	CRG / Rotax 125 / Mojo	36.747	0.112	0.064	10	8	79,843
4	51	Konstantins Calko		LAT	Kika Motorsport	Gillard / Rotax 125 / Mojo	36.760	0.125	0.013	14	5	79,815
5	632	Tristan Viidas	R	EST	Aix Racing	Tony Kart / Rotax 125 / Mojo	36.839	0.204	0.079	13	9	79,644
6	16	Mario Haugas	R	EST	Aix Racing	Tony Kart / Rotax 125 / Mojo	37.040	0.405	0.201	14	8	79,212
7	34	Conrad Hildebrand	R	SWE	R24 Motorsport	Tony Kart / Rotax 125 / Mojo	37.519	0.884	0.479	15	13	78,200
8	12	Anton Zaytsev		UKR	Max Racing	CRG / Rotax 125 / Mojo	37.736	1.101	0.217	11	9	77,751
<b>Rotax Masters</b>												
1	64	Eke Nurm		EST	AGS Racing	Maddox / Rotax 125 / Mojo	37.273			9	5	78,716
2	60	Normunds Stanevics		LAT	Kika Motorsport	Gillard / Rotax 125 / Mojo	37.628	0.355	0.355	16	7	77,974
3	67	Argo Tamm		EST	Max Racing	CRG / Rotax 125 / Mojo	37.713	0.440	0.085	9	5	77,798
4	97	Anrijs Lembergs		LAT	Kika Motorsport	Gillard / Rotax 125 / Mojo	38.014	0.741	0.301	16	14	77,182
5	99	Andres Jääts	R	EST	Vihur Team	Gillard / Rotax 125 / Mojo	38.696	1.423	0.682	8	5	75,822



**RAHA 24 Eesti MV VII etapp kardispordis**


Rotax Max DD2; Rotax Max DD2 Masters; KZ2

KARTDAGÕ Hiiumaa Circuit 0,815 Km

Rotax Max DD2; Rotax Max DD2 Masters; KZ2 - qualifying - 10 minutes

12.08.2011 17:53

Qualifying started at 17:53:07



Lap	Lap Tm	Diff	Time of Day
4	40.259	+0.007	17:56:21.725
5	49.320	+9.068	17:57:11.045
6	41.591	+1.339	17:57:52.636

Lap	Lap Tm	Diff	Time of Day
-----	--------	------	-------------

Lap	Lap Tm	Diff	Time of Day
-----	--------	------	-------------



# RAHA 24 Eesti MV VII etapp kardispordis

Sorted on Laps

Rotax Max DD2; Rotax Max DD2 Masters; KZ2

KARTDAGÖ Hiiumaa Circuit 0,815 Km

Rotax Max DD2, Rotax Max DD2 Masters, KZ2 - prefinal race - 22 laps

13.08.2011 11:10

Race (22 Laps) started at 11:11:47

Pos	No.	Name	R	Nat	Entrant/Race Team	Chassis/Engine/Tyres	Laps	Total Tm	Diff	Gap	Best Tm	In Lap	Points
1	621	Georg Vann		EST	R24 Motorsport	CRG / Rotax 125 / Mojo	22	13:31.213			36.568	14	15
2	51	Konstantins Calko		LAT	Kika Motorsport	Gillard / Rotax 125 / Mojo	22	13:34.516	3.303	3.303	36.746	12	12
3	658	Tõnis Liigmann		EST	Max Racing	CRG / Rotax 125 / Mojo	22	13:36.720	5.507	2.204	36.834	19	10
4	632	Tristan Viidas	R	EST	Aix Racing	Tony Kart / Rotax 125 / Mojo	22	13:37.147	5.934	0.427	36.789	21	9
5	2	Mario Vendla		EST	Kartdagö	Birel / Rotax 125 / Mojo	22	13:37.384	6.171	0.237	36.727	15	8
6	16	Mario Haugas	R	EST	Aix Racing	Tony Kart / Rotax 125 / Mojo	22	13:38.150	6.937	0.766	36.857	12	7
7	5	Mihkel Maltna		EST	Aix Racing	CRG / TM / Mojo	22	13:39.378	8.165	1.228	36.615	16	15
8	34	Conrad Hildebrand	R	SWE	R24 Motorsport	Tony Kart / Rotax 125 / Mojo	22	13:48.052	16.839	8.674	37.265	19	6
9	64	Eke Nurm		EST	AGS Racing	Maddox / Rotax 125 / Mojo	22	13:48.738	17.525	0.686	37.097	12	15
10	12	Anton Zaytsev		UKR	Max Racing	CRG / Rotax 125 / Mojo	22	13:54.262	23.049	5.524	37.397	5	5
11	67	Argo Tamm		EST	Max Racing	CRG / Rotax 125 / Mojo	22	13:59.006	27.793	4.744	37.376	8	12
12	60	Normunds Stanevics		LAT	Kika Motorsport	Gillard / Rotax 125 / Mojo	22	13:59.218	28.005	0.212	37.588	10	10
13	97	Anrijs Lembergs		LAT	Kika Motorsport	Gillard / Rotax 125 / Mojo	22	14:00.023	28.810	0.805	37.559	20	9
14	55	Heigo Hummel	R	EST	R24 Motorsport	Tony Kart / Rotax 125 / Mojo	12	8:02.676	10 Laps	10 Laps	38.842	5	8
15	99	Andres Jääts	R	EST	Vihur Team	Gillard / Rotax 125 / Mojo	9	5:58.377	13 Laps	3 Laps	38.558	6	7
16	3	Juhan Maltna		EST	Aix Racing	Maranello / TM / Mojo	7	4:51.757	15 Laps	2 Laps	39.938	4	12

## Announcements

NR. 5 Mihkel Maltna - uus KZ2 klassi rajarekord 36,615

Margin of Victory	Avg. Speed	Best Lap Tm	Best Speed	Best Lap by
3.303	79,570	36.568	80,234	621 - Georg Vann

Organizer: MAK MTÜ Posted at:

Officialised at:

Orbits

Clerk of the Course: Erki Pakosta

Secretary of race: Ingrid Kiiver-Riisman; Merle Niglas

Official Timing: EAL Timing





# RAHA 24 Eesti MV VII etapp kardispordis

Sorted on Laps

Rotax Max DD2; Rotax Max DD2 Masters; KZ2

KARTDAGÖ Hiiumaa Circuit 0,815 Km

Rotax Max DD2, Rotax Max DD2 Masters, KZ2 - prefinal race - 22 laps

13.08.2011 11:10

Race (22 Laps) started at 11:11:47

Pos	No.	Name	R	Nat	Entrant/Race Team	Chassis/Engine/Tyres	Laps	Total Tm	Diff	Gap	Best Tm	In Lap	Points
<b>KZ2</b>													
1	5	Mihkel Maltna		EST	Aix Racing	CRG / TM / Mojo	22	13:39.378			36.615	16	15
2	3	Juhan Maltna		EST	Aix Racing	Maranello / TM / Mojo	7	4:51.757	15 Laps	15 Laps	39.938	4	12

<b>Rotax DD2</b>													
1	621	Georg Vann		EST	R24 Motorsport	CRG / Rotax 125 / Mojo	22	13:31.213			36.568	14	15
2	51	Konstantins Calko		LAT	Kika Motorsport	Gillard / Rotax 125 / Mojo	22	13:34.516	3.303	3.303	36.746	12	12
3	658	Tõnis Liigmann		EST	Max Racing	CRG / Rotax 125 / Mojo	22	13:36.720	5.507	2.204	36.834	19	10
4	632	Tristan Viidas	R	EST	Aix Racing	Tony Kart / Rotax 125 / Mojo	22	13:37.147	5.934	0.427	36.789	21	9
5	2	Mario Vendla		EST	Kartdagö	Birel / Rotax 125 / Mojo	22	13:37.384	6.171	0.237	36.727	15	8
6	16	Mario Haugas	R	EST	Aix Racing	Tony Kart / Rotax 125 / Mojo	22	13:38.150	6.937	0.766	36.857	12	7
7	34	Conrad Hildebrand	R	SWE	R24 Motorsport	Tony Kart / Rotax 125 / Mojo	22	13:48.052	16.839	9.902	37.265	19	6
8	12	Anton Zaytsev		UKR	Max Racing	CRG / Rotax 125 / Mojo	22	13:54.262	23.049	6.210	37.397	5	5

<b>Rotax Masters</b>													
1	64	Eke Nurm		EST	AGS Racing	Maddox / Rotax 125 / Mojo	22	13:48.738			37.097	12	15
2	67	Argo Tamm		EST	Max Racing	CRG / Rotax 125 / Mojo	22	13:59.006	10.268	10.268	37.376	8	12
3	60	Normunds Stanevics		LAT	Kika Motorsport	Gillard / Rotax 125 / Mojo	22	13:59.218	10.480	0.212	37.588	10	10
4	97	Anrijs Lembergs		LAT	Kika Motorsport	Gillard / Rotax 125 / Mojo	22	14:00.023	11.285	0.805	37.559	20	9
5	55	Heigo Hummel	R	EST	R24 Motorsport	Tony Kart / Rotax 125 / Mojo	12	8:02.676	10 Laps	10 Laps	38.842	5	8
6	99	Andres Jäätis	R	EST	Vihur Team	Gillard / Rotax 125 / Mojo	9	5:58.377	13 Laps	3 Laps	38.558	6	7

## Announcements

NR. 5 Mihkel Maltna - uus KZ2 klassi rajarekord 36,615

Margin of Victory	Avg. Speed	Best Lap Tm	Best Speed	Best Lap by
3.303	79,570	36.568	80,234	621 - Georg Vann

Organizer: MAK MTÜ Posted at:

Officialised at:

Orbits

Clerk of the Course: Erki Pakosta

Secretary of race: Ingrid Kiiver-Riisman; Merle Niglas

Official Timing: EAL Timing



# RAHA 24 Eesti MV VII etapp kardispordis

Rotax Max DD2; Rotax Max DD2 Masters; KZ2

KARTDAGÕ Hiiumaa Circuit 0,815 Km

Rotax Max DD2, Rotax Max DD2 Masters, KZ2 - prefinal race - 22 laps

13.08.2011 11:10

Race (22 Laps) started at 11:11:47

Lap	Lap Tm	Diff	Time of Day
<b>(621) Georg Vann</b>			
1	38.383	+1.815	11:12:25.613
2	37.430	+0.862	11:13:03.043
3	37.025	+0.457	11:13:40.068
4	36.916	+0.348	11:14:16.984
5	36.870	+0.302	11:14:53.854
6	36.902	+0.334	11:15:30.756
7	36.771	+0.203	11:16:07.527
8	36.865	+0.297	11:16:44.392
9	36.777	+0.209	11:17:21.169
10	36.756	+0.188	11:17:57.925
11	36.827	+0.259	11:18:34.752
12	36.776	+0.208	11:19:11.528
13	36.829	+0.261	11:19:48.357
14	<b>36.568</b>		11:20:24.925
15	36.722	+0.154	11:21:01.647
16	36.742	+0.174	11:21:38.389
17	36.648	+0.080	11:22:15.037
18	36.621	+0.053	11:22:51.658
19	36.655	+0.087	11:23:28.313
20	36.624	+0.056	11:24:04.937
21	36.727	+0.159	11:24:41.664
22	36.779	+0.211	11:25:18.443

Lap	Lap Tm	Diff	Time of Day
<b>(51) Konstantins Calko</b>			
1	39.049	+2.303	11:12:26.456
2	37.514	+0.768	11:13:03.970
3	36.921	+0.175	11:13:40.891
4	36.973	+0.227	11:14:17.864
5	37.129	+0.383	11:14:54.993
6	36.993	+0.247	11:15:31.986
7	36.928	+0.182	11:16:08.914
8	36.867	+0.121	11:16:45.781
9	36.993	+0.247	11:17:22.774
10	36.815	+0.069	11:17:59.589
11	36.917	+0.171	11:18:36.506
12	<b>36.746</b>		11:19:13.252
13	36.823	+0.077	11:19:50.075
14	36.772	+0.026	11:20:26.847
15	36.943	+0.197	11:21:03.790
16	36.788	+0.042	11:21:40.578
17	36.823	+0.077	11:22:17.401
18	36.899	+0.153	11:22:54.300
19	36.828	+0.082	11:23:31.128
20	36.868	+0.122	11:24:07.996
21	36.884	+0.138	11:24:44.880
22	36.866	+0.120	11:25:21.746

Lap	Lap Tm	Diff	Time of Day
<b>(658) Tõnis Liigmann</b>			
1	38.640	+1.806	11:12:25.957
2	37.397	+0.563	11:13:03.354
3	37.147	+0.313	11:13:40.501
4	37.150	+0.316	11:14:17.651
5	38.121	+1.287	11:14:55.772
6	37.060	+0.226	11:15:32.832
7	37.041	+0.207	11:16:09.873
8	37.000	+0.166	11:16:46.873
9	36.992	+0.158	11:17:23.865
10	36.867	+0.033	11:18:00.732
11	36.918	+0.084	11:18:37.650
12	36.944	+0.110	11:19:14.594
13	36.973	+0.139	11:19:51.567
14	36.957	+0.123	11:20:28.524
15	37.001	+0.167	11:21:05.525
16	37.063	+0.229	11:21:42.588

Lap	Lap Tm	Diff	Time of Day
17	36.892	+0.058	11:22:19.480
18	37.029	+0.195	11:22:56.509
19	<b>36.834</b>		11:23:33.343
20	36.892	+0.058	11:24:10.235
21	36.860	+0.026	11:24:47.095
22	36.855	+0.021	11:25:23.950

Lap	Lap Tm	Diff	Time of Day
<b>(632) Tristan Viidas</b>			
1	38.886	+2.097	11:12:26.292
2	37.412	+0.623	11:13:03.704
3	37.380	+0.591	11:13:41.084
4	37.091	+0.302	11:14:18.175
5	37.844	+1.055	11:14:56.019
6	36.938	+0.149	11:15:32.957
7	37.093	+0.304	11:16:10.050
8	37.010	+0.221	11:16:47.060
9	36.987	+0.198	11:17:24.047
10	37.060	+0.271	11:18:01.107
11	36.999	+0.210	11:18:38.106
12	36.957	+0.168	11:19:15.063
13	36.960	+0.171	11:19:52.023
14	36.870	+0.081	11:20:28.893
15	37.057	+0.268	11:21:05.950
16	36.897	+0.108	11:21:42.847
17	37.007	+0.218	11:22:19.854
18	36.953	+0.164	11:22:56.807
19	36.936	+0.147	11:23:33.743
20	36.894	+0.105	11:24:10.637
21	<b>36.789</b>		11:24:47.426
22	36.951	+0.162	11:25:24.377

Lap	Lap Tm	Diff	Time of Day
<b>(2) Mario Vendla</b>			
1	39.379	+2.652	11:12:26.752
2	37.547	+0.820	11:13:04.299
3	37.173	+0.446	11:13:41.472
4	37.037	+0.310	11:14:18.509
5	37.733	+1.006	11:14:56.242
6	36.968	+0.241	11:15:33.210
7	37.073	+0.346	11:16:10.283
8	37.030	+0.303	11:16:47.313
9	37.004	+0.277	11:17:24.317
10	37.044	+0.317	11:18:01.361
11	36.947	+0.220	11:18:38.308
12	36.957	+0.230	11:19:15.265
13	36.975	+0.248	11:19:52.240
14	37.346	+0.619	11:20:29.586
15	<b>36.727</b>		11:21:06.313
16	36.935	+0.208	11:21:43.248
17	36.846	+0.119	11:22:20.094
18	36.888	+0.161	11:22:56.982
19	36.966	+0.239	11:23:33.948
20	36.876	+0.149	11:24:10.824
21	36.857	+0.130	11:24:47.681
22	36.933	+0.206	11:25:24.614

Lap	Lap Tm	Diff	Time of Day
<b>(16) Mario Haugas</b>			
1	39.503	+2.646	11:12:27.093
2	37.435	+0.578	11:13:04.528
3	37.191	+0.334	11:13:41.719
4	37.122	+0.265	11:14:18.841
5	37.505	+0.648	11:14:56.346
6	37.277	+0.420	11:15:33.623
7	36.971	+0.114	11:16:10.594
8	36.936	+0.079	11:16:47.530
9	37.146	+0.289	11:17:24.676
10	37.041	+0.184	11:18:01.717

Lap	Lap Tm	Diff	Time of Day
11	37.016	+0.159	11:18:38.733
12	<b>36.857</b>		11:19:15.590
13	37.157	+0.300	11:19:52.747
14	37.229	+0.372	11:20:29.976
15	36.892	+0.035	11:21:06.868
16	36.880	+0.023	11:21:43.748
17	36.945	+0.088	11:22:20.693
18	36.911	+0.054	11:22:57.604
19	36.933	+0.076	11:23:34.537
20	36.887	+0.030	11:24:11.424
21	37.083	+0.226	11:24:48.507
22	36.873	+0.016	11:25:25.380

Lap	Lap Tm	Diff	Time of Day
<b>(5) Mihkel Maltna</b>			
1	39.927	+3.312	11:12:30.125
2	37.206	+0.591	11:13:07.331
3	36.963	+0.348	11:13:44.294
4	37.016	+0.401	11:14:21.310
5	36.951	+0.336	11:14:58.261
6	37.077	+0.462	11:15:35.338
7	36.717	+0.102	11:16:12.055
8	36.789	+0.174	11:16:48.844
9	36.695	+0.080	11:17:25.539
10	36.935	+0.320	11:18:02.474
11	36.617	+0.002	11:18:39.091
12	36.711	+0.096	11:19:15.802
13	37.245	+0.630	11:19:53.047
14	37.578	+0.963	11:20:30.625
15	36.779	+0.164	11:21:07.404
16	<b>36.615</b>		11:21:44.019
17	38.526	+1.911	11:22:22.545
18	36.811	+0.196	11:22:59.356
19	36.625	+0.010	11:23:35.981
20	36.906	+0.291	11:24:12.887
21	36.950	+0.335	11:24:49.837
22	36.771	+0.156	11:25:26.608

Lap	Lap Tm	Diff	Time of Day
<b>(34) Conrad Hildebrand</b>			
1	40.743	+3.478	11:12:28.573
2	37.773	+0.508	11:13:06.346
3	37.497	+0.232	11:13:43.843
4	37.760	+0.495	11:14:21.603
5	37.517	+0.252	11:14:59.120
6	37.357	+0.092	11:15:36.477
7	37.472	+0.207	11:16:13.949
8	37.468	+0.203	11:16:51.417
9	37.503	+0.238	11:17:28.920
10	37.402	+0.137	11:18:06.322
11	37.496	+0.231	11:18:43.818
12	37.446	+0.181	11:19:21.264
13	37.318	+0.053	11:19:58.582
14	37.494	+0.229	11:20:36.076
15	37.341	+0.076	11:21:13.417
16	37.500	+0.235	11:21:50.917
17	37.379	+0.114	11:22:28.296
18	37.453	+0.188	11:23:05.749
19	<b>37.265</b>		11:23:43.014
20	37.353	+0.088	11:24:20.367
21	37.484	+0.219	11:24:57.851
22	37.431	+0.166	11:25:35.282

Lap	Lap Tm	Diff	Time of Day
<b>(64) Eke Nurm</b>			
1	40.395	+3.298	11:12:28.216
2	37.765	+0.668	11:13:05.981
3	37.459	+0.362	11:13:43.440
4	37.801	+0.704	11:14:21.241

Organizer: MAK MTÜ Posted at:

Officialised at:

Orbits

Clerk of the Course: Erki Pakosta

Secretary of race: Ingrid Kiiver-Riisman; Merle Niglas

Official Timing: EAL Timing

Printed: 14.08.2011 23:11:28



RAHA 24 Eesti MV VII etapp kardispordis

Rotax Max DD2; Rotax Max DD2 Masters; KZ2

KARTDAGÕ Hiiumaa Circuit 0,815 Km

Rotax Max DD2, Rotax Max DD2 Masters, KZ2 - prefinal race - 22 laps

13.08.2011 11:10

Race (22 Laps) started at 11:11:47

Lap	Lap Tm	Diff	Time of Day
5	37.775	+0.678	11:14:59.016
6	37.740	+0.643	11:15:36.756
7	37.429	+0.332	11:16:14.185
8	37.618	+0.521	11:16:51.803
9	37.432	+0.335	11:17:29.235
10	37.760	+0.663	11:18:06.995
11	37.590	+0.493	11:18:44.585
12	<b>37.097</b>		11:19:21.682
13	37.364	+0.267	11:19:59.046
14	37.326	+0.229	11:20:36.372
15	37.564	+0.467	11:21:13.936
16	37.331	+0.234	11:21:51.267
17	37.484	+0.387	11:22:28.751
18	37.324	+0.227	11:23:06.075
19	37.318	+0.221	11:23:43.393
20	37.319	+0.222	11:24:20.712
21	37.769	+0.672	11:24:58.481
22	37.487	+0.390	11:25:35.968

(12) Anton Zaytsev

1	41.901	+4.504	11:12:30.410
2	38.160	+0.763	11:13:08.570
3	37.810	+0.413	11:13:46.380
4	37.648	+0.251	11:14:24.028
5	<b>37.397</b>		11:15:01.425
6	37.552	+0.155	11:15:38.977
7	37.462	+0.065	11:16:16.439
8	37.475	+0.078	11:16:53.914
9	37.687	+0.290	11:17:31.601
10	37.547	+0.150	11:18:09.148
11	37.511	+0.114	11:18:46.659
12	37.570	+0.173	11:19:24.229
13	37.556	+0.159	11:20:01.785
14	37.486	+0.089	11:20:39.271
15	37.854	+0.457	11:21:17.125
16	37.752	+0.355	11:21:54.877
17	37.673	+0.276	11:22:32.550
18	37.789	+0.392	11:23:10.339
19	37.694	+0.297	11:23:48.033
20	37.743	+0.346	11:24:25.776
21	37.876	+0.479	11:25:03.652
22	37.840	+0.443	11:25:41.492

(67) Argo Tamm

1	42.633	+5.257	11:12:30.742
2	38.545	+1.169	11:13:09.287
3	37.845	+0.469	11:13:47.132
4	38.028	+0.652	11:14:25.160
5	37.591	+0.215	11:15:02.751
6	37.666	+0.290	11:15:40.417
7	37.541	+0.165	11:16:17.958
8	<b>37.376</b>		11:16:55.334
9	37.621	+0.245	11:17:32.955
10	37.858	+0.482	11:18:10.813
11	37.620	+0.244	11:18:48.433
12	37.632	+0.256	11:19:26.065
13	37.395	+0.019	11:20:03.460
14	38.702	+1.326	11:20:42.162
15	38.040	+0.664	11:21:20.202
16	37.856	+0.480	11:21:58.058
17	38.460	+1.084	11:22:36.518
18	37.617	+0.241	11:23:14.135
19	38.337	+0.961	11:23:52.472
20	37.844	+0.468	11:24:30.316
21	37.751	+0.375	11:25:08.067
22	38.169	+0.793	11:25:46.236

Lap	Lap Tm	Diff	Time of Day
<b>(60) Normunds Stanevics</b>			
1	40.937	+3.349	11:12:29.031
2	38.106	+0.518	11:13:07.137
3	37.956	+0.368	11:13:45.093
4	37.670	+0.082	11:14:22.763
5	37.851	+0.263	11:15:00.614
6	37.895	+0.307	11:15:38.509
7	38.348	+0.760	11:16:16.857
8	37.869	+0.281	11:16:54.726
9	37.738	+0.150	11:17:32.464
10	<b>37.588</b>		11:18:10.052
11	37.766	+0.178	11:18:47.818
12	37.635	+0.047	11:19:25.453
13	37.708	+0.120	11:20:03.161
14	39.555	+1.967	11:20:42.716
15	37.879	+0.291	11:21:20.595
16	37.817	+0.229	11:21:58.412
17	37.889	+0.301	11:22:36.301
18	37.622	+0.034	11:23:13.923
19	38.756	+1.168	11:23:52.679
20	37.949	+0.361	11:24:30.628
21	38.008	+0.420	11:25:08.636
22	37.812	+0.224	11:25:46.448

(97) Anrijs Lembergs

1	42.608	+5.049	11:12:30.906
2	38.936	+1.377	11:13:09.842
3	37.757	+0.198	11:13:47.599
4	39.181	+1.622	11:14:26.780
5	38.314	+0.755	11:15:05.094
6	37.760	+0.201	11:15:42.854
7	37.857	+0.298	11:16:20.711
8	37.693	+0.134	11:16:58.404
9	37.692	+0.133	11:17:36.096
10	38.017	+0.458	11:18:14.113
11	37.855	+0.296	11:18:51.968
12	37.846	+0.287	11:19:29.814
13	38.038	+0.479	11:20:07.852
14	37.707	+0.148	11:20:45.559
15	37.759	+0.200	11:21:23.318
16	37.711	+0.152	11:22:01.029
17	37.778	+0.219	11:22:38.807
18	37.646	+0.087	11:23:16.453
19	37.745	+0.186	11:23:54.198
20	<b>37.559</b>		11:24:31.757
21	37.829	+0.270	11:25:09.586
22	37.667	+0.108	11:25:47.253

(55) Heigo Hummel

1	43.340	+4.498	11:12:32.351
2	41.072	+2.230	11:13:13.423
3	39.753	+0.911	11:13:53.176
4	39.222	+0.380	11:14:32.398
5	<b>38.842</b>		11:15:11.240
6	38.915	+0.073	11:15:50.155
7	39.343	+0.501	11:16:29.498
8	39.592	+0.750	11:17:09.090
9	39.643	+0.801	11:17:48.733
10	40.101	+1.259	11:18:28.834
11	39.422	+0.580	11:19:08.256
12	41.650	+2.808	11:19:49.906

(99) Andres Jääts

1	43.240	+4.682	11:12:32.560
2	39.688	+1.130	11:13:12.248

Lap	Lap Tm	Diff	Time of Day
3	39.188	+0.630	11:13:51.436
4	39.339	+0.781	11:14:30.775
5	39.084	+0.526	11:15:09.859
6	<b>38.558</b>		11:15:48.417
7	38.967	+0.409	11:16:27.384
8	38.895	+0.337	11:17:06.279
9	39.328	+0.770	11:17:45.607

<b>(3) Juhan Maltna</b>			
1	43.700	+3.762	11:12:33.185
2	40.632	+0.694	11:13:13.817
3	40.629	+0.691	11:13:54.446
4	<b>39.938</b>		11:14:34.384
5	40.092	+0.154	11:15:14.476
6	40.857	+0.919	11:15:55.333
7	43.654	+3.716	11:16:38.987



**RAHA 24 Eesti MV VII etapp kardispordis**

**Lapchart**

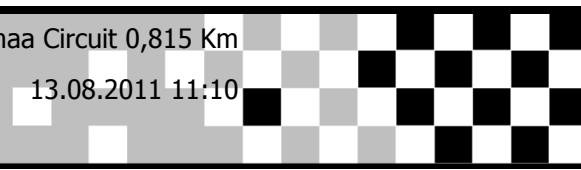
Rotax Max DD2; Rotax Max DD2 Masters; KZ2

KARTDAGÕ Hiiumaa Circuit 0,815 Km

Rotax Max DD2, Rotax Max DD2 Masters, KZ2 - prefinal race - 22 laps

13.08.2011 11:10

Race (22 Laps) started at 11:11:47



Competitors	Laps																						
	0	1	2	3	4	5	6	7	8	9	10	11	12	13	14	15	16	17	18	19	20	21	22
Georg Vann (621)	1	621	621	621	621	621	621	621	621	621	621	621	621	621	621	621	621	621	621	621	621	621	621
Tõnis Liigmann (658)	2	658	658	658	658	658	51	51	51	51	51	51	51	51	51	51	51	51	51	51	51	51	51
Mario Vendla (2)	3	2	632	632	51	51	658	658	658	658	658	658	658	658	658	658	658	658	658	658	658	658	658
Tristan Viidas (632)	4	632	51	51	632	632	632	632	632	632	632	632	632	632	632	632	632	632	632	632	632	632	632
Konstantins Calko (51)	5	51	2	2	2	2	2	2	2	2	2	2	2	2	2	2	2	2	2	2	2	2	2
Mario Haugas (16)	6	16	16	16	16	16	16	16	16	16	16	16	16	16	16	16	16	16	16	16	16	16	16
Eke Nurm (64)	7	64	64	64	64	64	5	5	5	5	5	5	5	5	5	5	5	5	5	5	5	5	5
Conrad Hildebrand (34)	8	34	34	34	34	5	64	34	34	34	34	34	34	34	34	34	34	34	34	34	34	34	34
Normunds Stanevics (60)	9	60	60	60	5	34	34	64	64	64	64	64	64	64	64	64	64	64	64	64	64	64	64
Argo Tamm (67)	10	67	5	5	60	60	60	60	12	12	12	12	12	12	12	12	12	12	12	12	12	12	12
Anrijs Lembergs (97)	11	97	12	12	12	12	12	12	60	60	60	60	60	60	60	67	67	67	60	60	67	67	67
Anton Zaytsev (12)	12	12	67	67	67	67	67	67	67	67	67	67	67	67	67	60	60	60	67	67	60	60	60
Heigo Hummel (55)	13	55	97	97	97	97	97	97	97	97	97	97	97	97	97	97	97	97	97	97	97	97	97
Andres Jääts (99)	14	99	55	99	99	99	99	99	99	99	99	99	99	99	55	55	55						
Juhan Maltna (3)	15	3	99	55	55	55	55	55	55	55	55	55	55	55									
Mihkel Maltna (5)	16	5	3	3	3	3	3	3	3														



RAHA 24 Eesti MV VII etapp kardisporis

Sorted on Laps

Rotax Max DD2; Rotax Max DD2 Masters; KZ2

KARTDAGÖ Hiiumaa Circuit 0,815 Km

Rotax Max DD2, Rotax Max DD2 Masters, KZ2 - final race - 25 laps

13.08.2011 15:03

Race (25 Laps) started at 15:04:49

Pos	No.	Name	R	Nat	Entrant/Race Team	Chassis/Engine/Tyres	Laps	Total Tm	Diff	Gap	Best Tm	In Lap	Points
1	621	Georg Vann		EST	R24 Motorsport	CRG / Rotax 125 / Mojo	25	15:21.631			36.511	17	30
2	51	Konstantins Calko		LAT	Kika Motorsport	Gillard / Rotax 125 / Mojo	25	15:27.658	6.027	6.027	36.729	20	24
3	658	Tõnis Liigmann		EST	Max Racing	CRG / Rotax 125 / Mojo	25	15:28.979	7.348	1.321	36.797	19	20
4	2	Mario Vendla		EST	Kartdagö	Birel / Rotax 125 / Mojo	25	15:29.392	7.761	0.413	36.781	19	18
5	632	Tristan Viidas	R	EST	Aix Racing	Tony Kart / Rotax 125 / Mojo	25	15:29.554	7.923	0.162	36.831	21	16
6	16	Mario Haugas	R	EST	Aix Racing	Tony Kart / Rotax 125 / Mojo	25	15:29.738	8.107	0.184	36.808	21	14
7	5	Mihkel Maltna		EST	Aix Racing	CRG / TM / Mojo	25	15:32.025	10.394	2.287	36.713	15	30
8	34	Conrad Hildebrand	R	SWE	R24 Motorsport	Tony Kart / Rotax 125 / Mojo	25	15:42.617	20.986	10.592	37.211	20	12
9	64	Eke Nurm		EST	AGS Racing	Maddox / Rotax 125 / Mojo	25	15:44.330	22.699	1.713	37.250	21	30
10	12	Anton Zaytsev		UKR	Max Racing	CRG / Rotax 125 / Mojo	25	15:48.168	26.537	3.838	37.450	14	10
11	60	Normunds Stanevics		LAT	Kika Motorsport	Gillard / Rotax 125 / Mojo	25	15:49.320	27.689	1.152	37.525	20	24
12	67	Argo Tamm		EST	Max Racing	CRG / Rotax 125 / Mojo	25	15:52.437	30.806	3.117	37.417	17	20
13	97	Anrijs Lembergs		LAT	Kika Motorsport	Gillard / Rotax 125 / Mojo	25	15:55.550	33.919	3.113	37.628	12	18
14	99	Andres Jääts	R	EST	Vihur Team	Gillard / Rotax 125 / Mojo	15	10:01.270	10 Laps	10 Laps	38.833	13	16
15	3	Juhan Maltna		EST	Aix Racing	Maranello / TM / Mojo	7	4:54.337	18 Laps	8 Laps	40.846	2	24
16	55	Heigo Hummel	R	EST	R24 Motorsport	Tony Kart / Rotax 125 / Mojo	4	2:44.888	21 Laps	3 Laps	39.356	4	14

Margin of Victory

Avg. Speed

Best Lap Tm

Best Speed

Best Lap by

6.027

79,587

36.511

80,359

621 - Georg Vann

Organizer: MAK MTÜ Posted at:

Officialised at:

Orbits

Clerk of the Course: Erki Pakosta

Secretary of race: Ingrid Kiiver-Riisman; Merle Niglas

Official Timing: EAL Timing



RAHA 24 Eesti MV VII etapp kardispordis

Sorted on Laps

Rotax Max DD2; Rotax Max DD2 Masters; KZ2

KARTDAGÖ Hiiumaa Circuit 0,815 Km

Rotax Max DD2, Rotax Max DD2 Masters, KZ2 - final race - 25 laps

13.08.2011 15:03

Race (25 Laps) started at 15:04:49

Pos	No.	Name	R	Nat	Entrant/Race Team	Chassis/Engine/Tyres	Laps	Total Tm	Diff	Gap	Best Tm	In Lap	Points
<b>KZ2</b>													
1	5	Mihkel Maltna		EST	Aix Racing	CRG / TM / Mojo	25	15:32.025			36.713	15	30
2	3	Juhan Maltna		EST	Aix Racing	Maranello / TM / Mojo	7	4:54.337	18 Laps	18 Laps	40.846	2	24

<b>Rotax DD2</b>													
1	621	Georg Vann		EST	R24 Motorsport	CRG / Rotax 125 / Mojo	25	15:21.631			36.511	17	30
2	51	Konstantins Calko		LAT	Kika Motorsport	Gillard / Rotax 125 / Mojo	25	15:27.658	6.027	6.027	36.729	20	24
3	658	Tõnis Liigmann		EST	Max Racing	CRG / Rotax 125 / Mojo	25	15:28.979	7.348	1.321	36.797	19	20
4	2	Mario Vendla		EST	Kartdagö	Birel / Rotax 125 / Mojo	25	15:29.392	7.761	0.413	36.781	19	18
5	632	Tristan Viidas	R	EST	Aix Racing	Tony Kart / Rotax 125 / Mojo	25	15:29.554	7.923	0.162	36.831	21	16
6	16	Mario Haugas	R	EST	Aix Racing	Tony Kart / Rotax 125 / Mojo	25	15:29.738	8.107	0.184	36.808	21	14
7	34	Conrad Hildebrand	R	SWE	R24 Motorsport	Tony Kart / Rotax 125 / Mojo	25	15:42.617	20.986	12.879	37.211	20	12
8	12	Anton Zaytsev		UKR	Max Racing	CRG / Rotax 125 / Mojo	25	15:48.168	26.537	5.551	37.450	14	10

<b>Rotax Masters</b>													
1	64	Eke Nurm		EST	AGS Racing	Maddox / Rotax 125 / Mojo	25	15:44.330			37.250	21	30
2	60	Normunds Stanevics		LAT	Kika Motorsport	Gillard / Rotax 125 / Mojo	25	15:49.320	4.990	4.990	37.525	20	24
3	67	Argo Tamm		EST	Max Racing	CRG / Rotax 125 / Mojo	25	15:52.437	8.107	3.117	37.417	17	20
4	97	Anrijs Lembergs		LAT	Kika Motorsport	Gillard / Rotax 125 / Mojo	25	15:55.550	11.220	3.113	37.628	12	18
5	99	Andres Jäätis	R	EST	Vihur Team	Gillard / Rotax 125 / Mojo	15	10:01.270	10 Laps	10 Laps	38.833	13	16
6	55	Heigo Hummel	R	EST	R24 Motorsport	Tony Kart / Rotax 125 / Mojo	4	2:44.888	21 Laps	11 Laps	39.356	4	14

Margin of Victory	Avg. Speed	Best Lap Tm	Best Speed	Best Lap by
6.027	79,587	36.511	80,359	621 - Georg Vann

Organizer: MAK MTÜ Posted at:

Officialised at:

Orbits

Clerk of the Course: Erki Pakosta

Secretary of race: Ingrid Kiiver-Riisman; Merle Niglas

Official Timing: EAL Timing

Printed: 14.08.2011 23:11:47



RAHA 24 Eesti MV VII etapp kardispordis

Rotax Max DD2; Rotax Max DD2 Masters; KZ2

KARTDAGÕ Hiumaa Circuit 0,815 Km

Rotax Max DD2, Rotax Max DD2 Masters, KZ2 - final race - 25 laps

13.08.2011 15:03

Race (25 Laps) started at 15:04:49

Lap	Lap Tm	Diff	Time of Day
<u>(621) Georg Vann</u>			
1	38.165	+1.654	15:05:27.950
2	37.482	+0.971	15:06:05.432
3	37.167	+0.656	15:06:42.599
4	37.234	+0.723	15:07:19.833
5	36.990	+0.479	15:07:56.823
6	37.118	+0.607	15:08:33.941
7	36.912	+0.401	15:09:10.853
8	36.901	+0.390	15:09:47.754
9	36.927	+0.416	15:10:24.681
10	36.958	+0.447	15:11:01.639
11	36.915	+0.404	15:11:38.554
12	36.718	+0.207	15:12:15.272
13	36.699	+0.188	15:12:51.971
14	36.772	+0.261	15:13:28.743
15	36.616	+0.105	15:14:05.359
16	36.598	+0.087	15:14:41.957
17	<b>36.511</b>		15:15:18.468
18	36.596	+0.085	15:15:55.064
19	36.657	+0.146	15:16:31.721
20	36.614	+0.103	15:17:08.335
21	36.596	+0.085	15:17:44.931
22	36.650	+0.139	15:18:21.581
23	36.541	+0.030	15:18:58.122
24	36.650	+0.139	15:19:34.772
25	36.644	+0.133	15:20:11.416

Lap	Lap Tm	Diff	Time of Day
<u>(51) Konstantins Calko</u>			
1	38.843	+2.114	15:05:28.722
2	37.590	+0.861	15:06:06.312
3	37.341	+0.612	15:06:43.653
4	37.208	+0.479	15:07:20.861
5	37.369	+0.640	15:07:58.230
6	37.357	+0.628	15:08:35.587
7	37.101	+0.372	15:09:12.688
8	37.055	+0.326	15:09:49.743
9	37.075	+0.346	15:10:26.818
10	37.064	+0.335	15:11:03.882
11	37.035	+0.306	15:11:40.917
12	36.942	+0.213	15:12:17.859
13	36.951	+0.222	15:12:54.810
14	36.991	+0.262	15:13:31.801
15	36.812	+0.083	15:14:08.613
16	36.799	+0.070	15:14:45.412
17	36.817	+0.088	15:15:22.229
18	37.381	+0.652	15:15:59.610
19	36.772	+0.043	15:16:36.382
20	<b>36.729</b>		15:17:13.111
21	36.776	+0.047	15:17:49.887
22	37.070	+0.341	15:18:26.957
23	36.878	+0.149	15:19:03.835
24	36.762	+0.033	15:19:40.597
25	36.846	+0.117	15:20:17.443

Lap	Lap Tm	Diff	Time of Day
<u>(658) Tõnis Liigmann</u>			
1	38.512	+1.715	15:05:28.404
2	37.486	+0.689	15:06:05.890
3	37.369	+0.572	15:06:43.259
4	37.365	+0.568	15:07:20.624
5	37.249	+0.452	15:07:57.873
6	37.286	+0.489	15:08:35.159
7	37.186	+0.389	15:09:12.345
8	37.037	+0.240	15:09:49.382
9	37.225	+0.428	15:10:26.607
10	38.085	+1.288	15:11:04.692

Lap	Lap Tm	Diff	Time of Day
11	37.037	+0.240	15:11:41.729
12	37.112	+0.315	15:12:18.841
13	37.013	+0.216	15:12:55.854
14	36.859	+0.062	15:13:32.713
15	36.891	+0.094	15:14:09.604
16	36.937	+0.140	15:14:46.541
17	36.874	+0.077	15:15:23.415
18	36.842	+0.045	15:16:00.257
19	<b>36.797</b>		15:16:37.054
20	36.840	+0.043	15:17:13.894
21	36.938	+0.141	15:17:50.832
22	36.863	+0.066	15:18:27.695
23	37.288	+0.491	15:19:04.983
24	36.857	+0.060	15:19:41.840
25	36.924	+0.127	15:20:18.764

Lap	Lap Tm	Diff	Time of Day
<u>(2) Mario Vendla</u>			
1	38.998	+2.217	15:05:29.044
2	37.806	+1.025	15:06:06.850
3	37.305	+0.524	15:06:44.155
4	37.521	+0.740	15:07:21.676
5	37.187	+0.406	15:07:58.863
6	37.287	+0.506	15:08:36.150
7	37.114	+0.333	15:09:13.264
8	37.027	+0.246	15:09:50.291
9	36.962	+0.181	15:10:27.253
10	37.168	+0.387	15:11:04.421
11	37.511	+0.730	15:11:41.932
12	37.267	+0.486	15:12:19.199
13	36.893	+0.112	15:12:56.092
14	36.826	+0.045	15:13:32.918
15	36.900	+0.119	15:14:09.818
16	36.914	+0.133	15:14:46.732
17	36.893	+0.112	15:15:23.625
18	36.870	+0.089	15:16:00.495
19	<b>36.781</b>		15:16:37.276
20	36.815	+0.034	15:17:14.091
21	36.955	+0.174	15:17:51.046
22	37.033	+0.252	15:18:28.079
23	37.105	+0.324	15:19:05.184
24	36.886	+0.105	15:19:42.070
25	37.107	+0.326	15:20:19.177

Lap	Lap Tm	Diff	Time of Day
<u>(632) Tristan Viidas</u>			
1	39.335	+2.504	15:05:29.301
2	37.744	+0.913	15:06:07.045
3	37.305	+0.474	15:06:44.350
4	37.666	+0.835	15:07:22.016
5	37.137	+0.306	15:07:59.153
6	37.191	+0.360	15:08:36.344
7	37.223	+0.392	15:09:13.567
8	37.149	+0.318	15:09:50.716
9	37.167	+0.336	15:10:27.883
10	37.151	+0.320	15:11:05.034
11	37.166	+0.335	15:11:42.200
12	37.204	+0.373	15:12:19.404
13	36.921	+0.090	15:12:56.325
14	36.879	+0.048	15:13:33.204
15	36.961	+0.130	15:14:10.165
16	36.897	+0.066	15:14:47.062
17	36.887	+0.056	15:15:23.949
18	36.904	+0.073	15:16:00.853
19	36.852	+0.021	15:16:37.705
20	37.007	+0.176	15:17:14.712
21	<b>36.831</b>		15:17:51.543
22	36.866	+0.035	15:18:28.409

Lap	Lap Tm	Diff	Time of Day
23	37.053	+0.222	15:19:05.462
24	36.993	+0.162	15:19:42.455
25	36.884	+0.053	15:20:19.339

Lap	Lap Tm	Diff	Time of Day
<u>(16) Mario Haugas</u>			
1	39.540	+2.732	15:05:29.623
2	37.566	+0.758	15:06:07.189
3	37.433	+0.625	15:06:44.622
4	37.627	+0.819	15:07:22.249
5	37.197	+0.389	15:07:59.446
6	37.319	+0.511	15:08:36.765
7	37.091	+0.283	15:09:13.856
8	37.105	+0.297	15:09:50.961
9	37.452	+0.644	15:10:28.413
10	37.089	+0.281	15:11:05.502
11	37.080	+0.272	15:11:42.582
12	37.034	+0.226	15:12:19.616
13	36.981	+0.173	15:12:56.597
14	36.822	+0.014	15:13:33.419
15	36.989	+0.181	15:14:10.408
16	36.962	+0.154	15:14:47.370
17	36.845	+0.037	15:15:24.215
18	36.900	+0.092	15:16:01.115
19	36.978	+0.170	15:16:38.093
20	36.880	+0.072	15:17:14.973
21	<b>36.808</b>		15:17:51.781
22	36.944	+0.136	15:18:28.725
23	36.894	+0.086	15:19:05.619
24	37.071	+0.263	15:19:42.690
25	36.833	+0.025	15:20:19.523

Lap	Lap Tm	Diff	Time of Day
<u>(5) Mihkel Maltna</u>			
1	39.841	+3.128	15:05:31.585
2	38.310	+1.597	15:06:09.895
3	37.615	+0.902	15:06:47.510
4	37.439	+0.726	15:07:24.949
5	37.168	+0.455	15:08:02.117
6	37.681	+0.968	15:08:39.798
7	37.157	+0.444	15:09:16.955
8	37.091	+0.378	15:09:54.046
9	37.189	+0.476	15:10:31.235
10	37.097	+0.384	15:11:08.332
11	36.996	+0.283	15:11:45.328
12	37.045	+0.332	15:12:22.373
13	37.064	+0.351	15:12:59.437
14	36.883	+0.170	15:13:36.320
15	<b>36.713</b>		15:14:13.033
16	36.795	+0.082	15:14:49.828
17	36.770	+0.057	15:15:26.598
18	36.835	+0.122	15:16:03.433
19	36.786	+0.073	15:16:40.219
20	36.750	+0.037	15:17:16.969
21	36.911	+0.198	15:17:53.880
22	37.204	+0.491	15:18:31.084
23	36.889	+0.176	15:19:07.973
24	36.918	+0.205	15:19:44.891
25	36.919	+0.206	15:20:21.810

Lap	Lap Tm	Diff	Time of Day
<u>(34) Conrad Hildebrand</u>			
1	41.168	+3.957	15:05:31.482
2	38.349	+1.138	15:06:09.831
3	37.625	+0.414	15:06:47.456
4	38.161	+0.950	15:07:25.617
5	37.635	+0.424	15:08:03.252
6	37.566	+0.355	15:08:40.818
7	37.631	+0.420	15:09:18.449

Organizer: MAK MTÜ Posted at:

Officialised at:

Orbits

Clerk of the Course: Erki Pakosta

Secretary of race: Ingrid Kiiver-Riisman; Merle Niglas

Official Timing: EAL Timing





# RAHA 24 Eesti MV VII etapp kardisportis

Rotax Max DD2; Rotax Max DD2 Masters; KZ2

KARTDAGÕ Hiiumaa Circuit 0,815 Km

Rotax Max DD2, Rotax Max DD2 Masters, KZ2 - final race - 25 laps

13.08.2011 15:03

Race (25 Laps) started at 15:04:49

Lap	Lap Tm	Diff	Time of Day
8	37.564	+0.353	15:09:56.013
9	37.579	+0.368	15:10:33.592
10	37.622	+0.411	15:11:11.214
11	37.552	+0.341	15:11:48.766
12	37.375	+0.164	15:12:26.141
13	37.364	+0.153	15:13:03.505
14	37.391	+0.180	15:13:40.896
15	37.965	+0.754	15:14:18.861
16	37.344	+0.133	15:14:56.205
17	37.392	+0.181	15:15:33.597
18	37.310	+0.099	15:16:10.907
19	37.251	+0.040	15:16:48.158
20	<b>37.211</b>		15:17:25.369
21	37.271	+0.060	15:18:02.640
22	37.361	+0.150	15:18:40.001
23	37.474	+0.263	15:19:17.475
24	37.382	+0.171	15:19:54.857
25	37.545	+0.334	15:20:32.402

(64) Eke Nurm			
Lap	Lap Tm	Diff	Time of Day
1	40.486	+3.236	15:05:31.033
2	38.011	+0.761	15:06:09.044
3	37.717	+0.467	15:06:46.761
4	38.518	+1.268	15:07:25.279
5	37.558	+0.308	15:08:02.837
6	37.724	+0.474	15:08:40.561
7	37.609	+0.359	15:09:18.170
8	38.424	+1.174	15:09:56.594
9	38.033	+0.783	15:10:34.627
10	37.655	+0.405	15:11:12.282
11	37.558	+0.308	15:11:49.840
12	37.461	+0.211	15:12:27.301
13	37.429	+0.179	15:13:04.730
14	37.343	+0.093	15:13:42.073
15	37.379	+0.129	15:14:19.452
16	37.503	+0.253	15:14:56.955
17	37.327	+0.077	15:15:34.282
18	37.329	+0.079	15:16:11.611
19	37.699	+0.449	15:16:49.310
20	37.427	+0.177	15:17:26.737
21	<b>37.250</b>		15:18:03.987
22	37.470	+0.220	15:18:41.457
23	37.376	+0.126	15:19:18.833
24	37.602	+0.352	15:19:56.435
25	37.680	+0.430	15:20:34.115

(12) Anton Zaytsev			
Lap	Lap Tm	Diff	Time of Day
1	40.243	+2.793	15:05:30.706
2	38.688	+1.238	15:06:09.394
3	37.794	+0.344	15:06:47.188
4	38.317	+0.867	15:07:25.505
5	38.045	+0.595	15:08:03.550
6	37.712	+0.262	15:08:41.262
7	37.787	+0.337	15:09:19.049
8	37.712	+0.262	15:09:56.761
9	38.148	+0.698	15:10:34.909
10	37.925	+0.475	15:11:12.834
11	38.038	+0.588	15:11:50.872
12	37.545	+0.095	15:12:28.417
13	37.541	+0.091	15:13:05.958
14	<b>37.450</b>		15:13:43.408
15	37.600	+0.150	15:14:21.008
16	37.584	+0.134	15:14:58.592
17	37.572	+0.122	15:15:36.164
18	37.792	+0.342	15:16:13.956
19	37.798	+0.348	15:16:51.754

Lap	Lap Tm	Diff	Time of Day
20	37.606	+0.156	15:17:29.360
21	37.818	+0.368	15:18:07.178
22	37.835	+0.385	15:18:45.013
23	37.645	+0.195	15:19:22.658
24	37.810	+0.360	15:20:00.468
25	37.485	+0.035	15:20:37.953

(60) Normunds Stanevics			
Lap	Lap Tm	Diff	Time of Day
1	40.856	+3.331	15:05:31.418
2	38.239	+0.714	15:06:09.657
3	38.777	+1.252	15:06:48.434
4	38.130	+0.605	15:07:26.564
5	37.877	+0.352	15:08:04.441
6	38.080	+0.555	15:08:42.521
7	37.764	+0.239	15:09:20.285
8	37.884	+0.359	15:09:58.169
9	37.751	+0.226	15:10:35.920
10	37.926	+0.401	15:11:13.846
11	37.883	+0.358	15:11:51.729
12	37.817	+0.292	15:12:29.546
13	37.748	+0.223	15:13:07.294
14	37.571	+0.046	15:13:44.865
15	37.844	+0.319	15:14:22.709
16	37.814	+0.289	15:15:00.523
17	37.667	+0.142	15:15:38.190
18	37.605	+0.080	15:16:15.795
19	37.638	+0.113	15:16:53.433
20	<b>37.525</b>		15:17:30.958
21	37.560	+0.035	15:18:08.518
22	37.713	+0.188	15:18:46.231
23	37.666	+0.141	15:19:23.897
24	37.613	+0.088	15:20:01.510
25	37.595	+0.070	15:20:39.105

(67) Argo Tamm			
Lap	Lap Tm	Diff	Time of Day
1	42.310	+4.893	15:05:32.992
2	39.131	+1.714	15:06:12.123
3	38.337	+0.920	15:06:50.460
4	37.774	+0.357	15:07:28.234
5	37.630	+0.213	15:08:05.864
6	37.977	+0.560	15:08:43.841
7	37.809	+0.392	15:09:21.650
8	39.568	+2.151	15:10:01.218
9	38.299	+0.882	15:10:39.517
10	37.800	+0.383	15:11:17.317
11	37.786	+0.369	15:11:55.103
12	37.526	+0.109	15:12:32.629
13	37.598	+0.181	15:13:10.227
14	37.492	+0.075	15:13:47.719
15	37.600	+0.183	15:14:25.319
16	37.700	+0.283	15:15:03.019
17	<b>37.417</b>		15:15:40.436
18	37.470	+0.053	15:16:17.906
19	38.155	+0.738	15:16:56.061
20	37.461	+0.044	15:17:33.522
21	37.845	+0.428	15:18:11.367
22	37.683	+0.266	15:18:49.050
23	37.677	+0.260	15:19:26.727
24	37.567	+0.150	15:20:04.294
25	37.928	+0.511	15:20:42.222

(97) Anrijs Lembergs			
Lap	Lap Tm	Diff	Time of Day
1	41.205	+3.577	15:05:32.046
2	38.579	+0.951	15:06:10.625
3	38.461	+0.833	15:06:49.086
4	38.207	+0.579	15:07:27.293

Lap	Lap Tm	Diff	Time of Day
5	37.826	+0.198	15:08:05.119
6	38.243	+0.615	15:08:43.362
7	38.061	+0.433	15:09:21.423
8	40.200	+2.572	15:10:01.623
9	38.319	+0.691	15:10:39.942
10	38.080	+0.452	15:11:18.022
11	37.777	+0.149	15:11:55.799
12	<b>37.628</b>		15:12:33.427
13	37.767	+0.139	15:13:11.194
14	37.773	+0.145	15:13:48.967
15	37.912	+0.284	15:14:26.879
16	37.746	+0.118	15:15:04.625
17	37.754	+0.126	15:15:42.379
18	37.968	+0.340	15:16:20.347
19	37.902	+0.274	15:16:58.249
20	37.798	+0.170	15:17:36.047
21	37.915	+0.287	15:18:13.962
22	37.638	+0.010	15:18:51.600
23	38.151	+0.523	15:19:29.751
24	37.793	+0.165	15:20:07.544
25	37.791	+0.163	15:20:45.335

(99) Andres Jääts			
Lap	Lap Tm	Diff	Time of Day
1	41.967	+3.134	15:05:33.378
2	40.582	+1.749	15:06:13.960
3	40.416	+1.583	15:06:54.376
4	39.203	+0.370	15:07:33.579
5	38.932	+0.099	15:08:12.511
6	39.020	+0.187	15:08:51.531
7	39.007	+0.174	15:09:30.538
8	38.838	+0.005	15:10:09.376
9	39.627	+0.794	15:10:49.003
10	39.426	+0.593	15:11:28.429
11	39.486	+0.653	15:12:07.915
12	38.930	+0.097	15:12:46.845
13	<b>38.833</b>		15:13:25.678
14	40.506	+1.673	15:14:06.184
15	44.871	+6.038	15:14:51.055

(3) Juhan Maltna			
Lap	Lap Tm	Diff	Time of Day
1	42.712	+1.866	15:05:34.916
2	<b>40.846</b>		15:06:15.762
3	42.163	+1.317	15:06:57.925
4	41.166	+0.320	15:07:39.091
5	41.887	+1.041	15:08:20.978
6	41.393	+0.547	15:09:02.371
7	41.751	+0.905	15:09:44.122

(55) Heigo Hummel			
Lap	Lap Tm	Diff	Time of Day
1	41.842	+2.486	15:05:32.867
2	41.071	+1.715	15:06:13.938
3	41.379	+2.023	15:06:55.317
4	<b>39.356</b>		15:07:34.673

Organizer: MAK MTÜ Posted at:

Officialised at:

Orbits

Clerk of the Course: Erki Pakosta

Secretary of race: Ingrid Kiiver-Riisman; Merle Niglas

Official Timing: EAL Timing





RAHA 24 Eesti MV VII etapp kardispordis

Lapchart

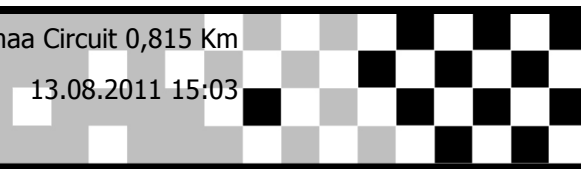
Rotax Max DD2; Rotax Max DD2 Masters; KZ2

KARTDAGÕ Hiiumaa Circuit 0,815 Km

Rotax Max DD2, Rotax Max DD2 Masters, KZ2 - final race - 25 laps

13.08.2011 15:03

Race (25 Laps) started at 15:04:49



Competitors	Laps																									
	0	1	2	3	4	5	6	7	8	9	10	11	12	13	14	15	16	17	18	19	20	21	22	23	24	
Georg Vann (621)	1	621	621	621	621	621	621	621	621	621	621	621	621	621	621	621	621	621	621	621	621	621	621	621	621	621
Konstantins Calko (51)	2	51	658	658	658	658	658	658	658	658	51	51	51	51	51	51	51	51	51	51	51	51	51	51	51	51
Tõnis Liigmann (658)	3	658	51	51	51	51	51	51	51	51	2	658	658	658	658	658	658	658	658	658	658	658	658	658	658	658
Tristan Viidas (632)	4	632	2	2	2	2	2	2	2	2	658	2	2	2	2	2	2	2	2	2	2	2	2	2	2	2
Mario Vendla (2)	5	2	632	632	632	632	632	632	632	632	632	632	632	632	632	632	632	632	632	632	632	632	632	632	632	632
Mario Haugas (16)	6	16	16	16	16	16	16	16	16	16	16	16	16	16	16	16	16	16	16	16	16	16	16	16	16	16
Conrad Hildebrand (34)	7	34	12	64	64	5	5	5	5	5	5	5	5	5	5	5	5	5	5	5	5	5	5	5	5	5
Anton Zaytsev (12)	8	12	64	12	12	64	64	64	64	34	34	34	34	34	34	34	34	34	34	34	34	34	34	34	34	34
Eke Nurm (64)	9	64	60	60	34	12	34	34	34	64	64	64	64	64	64	64	64	64	64	64	64	64	64	64	64	64
Normunds Stanevics (60)	10	60	34	34	5	34	12	12	12	12	12	12	12	12	12	12	12	12	12	12	12	12	12	12	12	
Argo Tamm (67)	11	67	5	5	60	60	60	60	60	60	60	60	60	60	60	60	60	60	60	60	60	60	60	60	60	
Anrijs Lembergs (97)	12	97	97	97	97	97	97	97	97	67	67	67	67	67	67	67	67	67	67	67	67	67	67	67	67	
Heigo Hummel (55)	13	55	55	67	67	67	67	67	67	97	97	97	97	97	97	97	97	97	97	97	97	97	97	97	97	
Andres Jääts (99)	14	99	67	55	99	99	99	99	99	99	99	99	99	99	99	99	99	99	99	99	99	99	99	99	99	
Mihkel Maltna (5)	15	5	99	99	55	55	3	3	3																	
Juhan Maltna (3)	16	3	3	3	3	3																				

## RAHA 24 Eesti MV VII etapp kardispordis

## Lapchart

Rotax Max DD2; Rotax Max DD2 Masters; KZ2

KARTDAGÕ Hiiumaa Circuit 0,815 Km

Rotax Max DD2, Rotax Max DD2 Masters, KZ2 - final race - 25 laps

13.08.2011 15:03

Race (25 Laps) started at 15:04:49

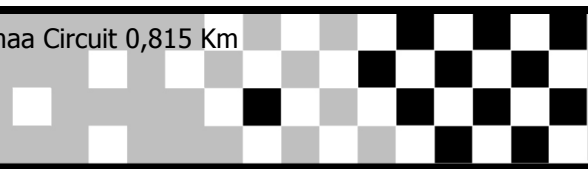
Competitors	Laps
	<u>25</u>
Georg Vann (621)	<b>1 621</b>
Konstantins Calko (51)	<b>2 51</b>
Tõnis Liigmann (658)	<b>3 658</b>
Tristan Viidas (632)	<b>4 2</b>
Mario Vendla (2)	<b>5 632</b>
Mario Haugas (16)	<b>6 16</b>
Conrad Hildebrand (34)	<b>7 5</b>
Anton Zaytsev (12)	<b>8 34</b>
Eke Nurm (64)	<b>9 64</b>
Normunds Stanevics (60)	<b>10 12</b>
Argo Tamm (67)	<b>11 60</b>
Anrijs Lembergs (97)	<b>12 67</b>
Heigo Hummel (55)	<b>13 97</b>
Andres Jääts (99)	<b>14</b>
Mihkel Maltna (5)	<b>15</b>
Juhan Maltna (3)	<b>16</b>

RAHA 24 Eesti MV VII etapp kardispordis

Rotax Max DD2; Rotax Max DD2 Masters; KZ2

KARTDAGÕ Hiiumaa Circuit 0,815 Km

KZ2 - kokkuvõte



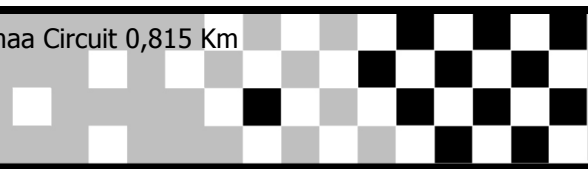
Pos	No.	Name	Nat	Entrant/Race Team	Chassis/Engine/Tyres	R1.	R2.	Total points
1	5	Mihkel Maltna	EST	Aix Racing	CRG / TM / Mojo	15	30	45
2	3	Juhan Maltna	EST	Aix Racing	Maranello / TM / Mojo	12	24	36

RAHA 24 Eesti MV VII etapp kardispordis

Rotax Max DD2; Rotax Max DD2 Masters; KZ2

KARTDAGÖ Hiiumaa Circuit 0,815 Km

KZ2 - VII etapi parimate ringiaegade paremus järjestus



Pos	No.	Name	Nat	Overall BestTm	Diff	Gap In Session
1	5	Mihkel Maltna	EST	36.589	0.078	0.078 Rotax Max DD2; Rotax Max DD2 Masters; KZ2 - qualifying - 10
2	3	Juhan Maltna	EST	39.938	3.427	1.096 Rotax Max DD2, Rotax Max DD2 Masters, KZ2 - prefinal race -

**KZ2 Eesti MV kardispordis 2011**

2011

Pos	No.	Name	Total	Diff	Gap	#1		#2		#3		#4		#5		#6		#7	
						R1	R2	R1	R2	R1	R2	R1	R2	R1	R2	R1	R2		
1	5	Mihkel Maltna	120	0	0	x	x	x	x	x	x	10	20	15	30	15	30		
2	3	Juhan Maltna	94	26	26	x	x	x	x	x	x	8	14	12	24	12	24		
3	25	Haralds Slegelmilhs	76	44	18	x	x	x	15	30	7	24	x	x	x	x			
4	28	Michail Hancharik	45	75	31	x	x	x	x	x	15	30	x	x	x	x			
5	29	Indrek Teppan	30	90	15	x	x	x	x	x	12	18	x	x	x	x			
6	1	Meelis Meeman	25	95	5	x	x	x	x	x	9	16	x	x	x	x			
7	81	Juris Zalitis	0	120	25	x	x	x	x	x	0	0	x	x	x	x			

**Event Legend**

<b>#1</b>	<b>07.05.2011</b>	RAHA 24 Eesti MV I etapp kardispordis - Rapla	<b>#5</b>	<b>23.07.2011</b>	RAHA 24 Eesti MV V etapp kardispordis - Rapla
<b>#2</b>	<b>21.05.2011</b>	RAHA 24 Eesti MV II etapp kardispordis - Aravete	<b>#6</b>	<b>12.08.2011</b>	RAHA 24 Eesti MV VI etapp kardispordis - Käina
<b>#3</b>	<b>18.06.2011</b>	RAHA 24 Eesti MV III etapp kardispordis - Põltsa	<b>#7</b>	<b>13.08.2011</b>	RAHA 24 Eesti MV VII etapp kardispordis - Käina
<b>#4</b>	<b>2.07.2011</b>	RAHA 24 Eesti MV IV etapp kardispordis - Arave			