

EMV I etapp mootorkelgukrossis

Sorted on Best Lap time

Hobi + Standard

Rosma krossirada, Põlva 1,400 Km

Hobi + Standard - treening

11.02.2012 11:00

Practice started at 11:21:26

Pos	No.	Name	Nat	Class	Make	Race Team	Best Tm	Diff	Gap	Laps	In Lap	Best Speed
1	254	Sander Lõhmus	EST	Standard	Lynx	Freetime Racing	1:52.499			8	8	44,800
2	5	Märt Kuvvas	EST	Standard	Lynx	Saanikuur	1:56.093	3.594	3.594	5	3	43,413
3	403	Riho Kollist	EST	Hobi	Ski-Doo	Saanikuur	1:56.179	3.680	0.086	8	6	43,381
4	155	Janar Melnikov	EST	Hobi	Lynx	AV Motors	1:57.245	4.746	1.066	5	4	42,987
5	176	Siim Vaide	EST	Standard	Ski-Doo	AV Motors	1:57.473	4.974	0.228	8	3	42,903
6	15	Teet Vare	EST	Hobi	Arctic Cat	AV Motors	1:58.602	6.103	1.129	8	6	42,495
7	34	Aivar Org	EST	Standard	Arctic Cat	AV Motors	1:58.650	6.151	0.048	7	6	42,478
8	69	Andras Metsa	EST	Standard	Lynx	Saanikuur	2:01.963	9.464	3.313	5	2	41,324
9	27	Ragnar Puhk	EST	Standard	Lynx	Saanikuur	2:02.865	10.366	0.902	3	3	41,021
10	3	Andrus Lutt	EST	Standard	Ski-Doo	AV Motors	2:03.254	10.755	0.389	4	4	40,891
11	40	Jürgen Lemming	EST	Standard	Ski-Doo	AV Motors	2:12.008	19.509	8.754	7	2	38,180
12	20	Rene Tarend	EST	Standard	Ski-Doo	Saanikuur	2:16.800	24.301	4.792	5	5	36,842
13	9	Eliina Kaarneem	EST	Hobi	Lynx	BRP RT	2:43.706	51.207	26.906	6	6	30,787

EMV I etapp mootorkelgukrossis

Hobi + Standard

Rosma krossirada, Põlva 1,400 Km

Hobi + Standard - treening

11.02.2012 11:00

Practice started at 11:21:26

Lap	Lap Tm	Diff	Time of Day
(254) Sander Lõhmus			
1	2:05.883	+13.384	11:32:39.475
2	2:00.120	+7.621	11:34:39.595
3	1:58.086	+5.587	11:36:37.681
4	1:58.823	+6.324	11:38:36.504
5	1:59.368	+6.869	11:40:35.872
6	1:56.611	+4.112	11:42:32.483
7	2:00.151	+7.652	11:44:32.634
8	1:52.499		11:46:25.133
(5) Märt Kuvvas			
1	2:16.418	+20.325	11:34:13.624
2	2:00.925	+4.832	11:36:14.549
3	1:56.093		11:38:10.642
4	1:58.474	+2.381	11:40:09.116
5	3:14.580	+1:18.487	11:43:23.696
(403) Riho Kollist			
1	2:13.251	+17.072	11:33:01.589
2	2:07.426	+11.247	11:35:09.015
3	2:04.871	+8.692	11:37:13.886
4	1:57.056	+0.877	11:39:10.942
5	1:58.972	+2.793	11:41:09.914
6	1:56.179		11:43:06.093
7	1:58.542	+2.363	11:45:04.635
8	1:59.431	+3.252	11:47:04.066
(155) Janar Melnikov			
1	2:04.893	+7.648	11:32:42.049
2	1:59.010	+1.765	11:34:41.059
3	2:04.564	+7.319	11:36:45.623
4	1:57.245		11:38:42.868
5	3:50.910	+1:53.665	11:42:33.778
(176) Siim Vaide			
1	2:09.028	+11.555	11:32:40.942
2	1:58.384	+0.911	11:34:39.326
3	1:57.473		11:36:36.799
4	1:59.832	+2.359	11:38:36.631
5	2:00.114	+2.641	11:40:36.745
6	1:58.886	+1.413	11:42:35.631
7	2:01.594	+4.121	11:44:37.225
8	2:02.823	+5.350	11:46:40.048
(15) Teet Vare			
1	2:13.255	+14.653	11:32:56.124
2	2:05.733	+7.131	11:35:01.857
3	1:58.914	+0.312	11:37:00.771
4	1:59.640	+1.038	11:39:00.411
5	1:59.697	+1.095	11:41:00.108
6	1:58.602		11:42:58.710
7	1:58.898	+0.296	11:44:57.608
8	2:07.269	+8.667	11:47:04.877
(34) Aivar Org			
1	2:07.244	+8.594	11:32:57.507
2	2:06.051	+7.401	11:35:03.558
3	2:01.200	+2.550	11:37:04.758
4	2:36.530	+37.880	11:39:41.288
5	2:04.332	+5.682	11:41:45.620
6	1:58.650		11:43:44.270
7	2:07.848	+9.198	11:45:52.118
(69) Andras Metsa			
1	2:23.438	+21.475	11:34:04.186

Lap	Lap Tm	Diff	Time of Day
2	2:01.963		11:36:06.149
3	2:06.841	+4.878	11:38:12.990
4	2:03.982	+2.019	11:40:16.972
5	2:56.510	+54.547	11:43:13.482
(27) Ragnar Puhk			
1	3:12.206	+1:09.341	11:34:15.844
2	2:16.928	+14.063	11:36:32.772
3	2:02.865		11:38:35.637
(3) Andrus Lutt			
1	2:34.750	+31.496	11:33:27.244
2	2:04.844	+1.590	11:35:32.088
3	2:03.481	+0.227	11:37:35.569
4	2:03.254		11:39:38.823
(40) Jürgen Lemming			
1	2:15.036	+3.028	11:33:04.958
2	2:12.008		11:35:16.966
3	2:27.827	+15.819	11:37:44.793
4	2:16.017	+4.009	11:40:00.810
5	2:15.937	+3.929	11:42:16.747
6	2:19.440	+7.432	11:44:36.187
7	2:17.272	+5.264	11:46:53.459
(20) Rene Tarend			
1	3:08.208	+51.408	11:34:08.940
2	2:22.493	+5.693	11:36:31.433
3	3:33.770	+1:16.970	11:40:05.203
4	2:22.179	+5.379	11:42:27.382
5	2:16.800		11:44:44.182
(9) Elina Kaarneem			
1	3:05.035	+21.329	11:34:00.632
2	2:51.209	+7.503	11:36:51.841
3	2:46.247	+2.541	11:39:38.088
4	2:48.085	+4.379	11:42:26.173
5	2:45.991	+2.285	11:45:12.164
6	2:43.706		11:47:55.870

EMV I etapp mootorkelgukrossis
Sorted on Laps

Hobi + Standard

Rosma krossirada, Põlva 1,400 Km

1. finaal - Standrad + Hobi 10 minutit + 1 ring

11.02.2012 12:30

Race started at 12:34:04

Pos	No.	Name	Nat	Make	Race Team	Total Tm	Diff	Gap	Laps In Lap	Best Tm	Best Speed	Points
1	5	Märt Kuvvas	EST	Lynx	Saanikuur	13:45.599			7 7	1:54.275	44,104	25
2	15	Teet Vare	EST	Arctic Cat	AV Motors	13:52.376	6.777	6.777	7 1	1:53.748	44,308	25
3	403	Riho Kollist	EST	Ski-Doo	Saanikuur	13:52.849	7.250	0.473	7 6	1:55.085	43,794	22
4	176	Siim Vaide	EST	Ski-Doo	AV Motors	14:04.581	18.982	11.732	7 6	1:57.858	42,763	22
5	34	Aivar Org	EST	Arctic Cat	AV Motors	14:06.688	21.089	2.107	7 7	1:57.718	42,814	20
6	69	Andras Metsa	EST	Lynx	Saanikuur	14:33.671	48.072	26.983	7 1	2:01.603	41,446	18
7	254	Sander Lõhmus	EST	Lynx	Freetime Racing	14:38.494	52.895	4.823	7 4	1:51.961	45,016	16
8	27	Ragnar Puhk	EST	Lynx	Saanikuur	14:46.440	1:00.841	7.946	7 4	2:03.107	40,940	15
9	3	Andrus Lutt	EST	Ski-Doo	AV Motors	14:47.712	1:02.113	1.272	7 3	2:03.308	40,873	14
10	20	Rene Tarend	EST	Ski-Doo	Saanikuur	15:00.160	1:14.561	12.448	7 5	2:03.708	40,741	13
11	40	Jürgen Lemming	EST	Ski-Doo	AV Motors	15:16.701	1:31.102	16.541	7 4	2:06.809	39,745	12
12	9	Elina Kaarneem	EST	Lynx	BRP RT	15:33.978	1 Lap	1 Lap	6 6	2:31.004	33,377	20

Not classified

DNS	111	Lauri Eespäev	EST	Lynx	Saanikuur	0.000	DNS	6 Laps	0		-	0
DNS	155	Janar Melnikov	EST	Lynx	AV Motors	0.000	DNS		0		-	0

Margin of Victory	Avg. Speed	Best Lap Tm	Best Speed	Best Lap by
6.777	42,733	1:51.961	45,016	254 - Sander Lõhmus

Korraldaja: Kagu motoklubi

Orbits

Peakotnik:

Rajameister: Tõnu Zeiger

Ajamõõt ja tulemused: EAL Timing



EMV I etapp mootorkelgukrossis

Sorted on Laps

Hobi + Standard

Rosma krossirada, Põlva 1,400 Km

1. finaal - Standrad + Hobi 10 minutit + 1 ring

11.02.2012 12:30

Race started at 12:34:04

Pos	No.	Name	Nat	Make	Race Team	Total Tm	Diff	Gap	Laps	In Lap	Best Tm	Best Speed	Points
-----	-----	------	-----	------	-----------	----------	------	-----	------	--------	---------	------------	--------

Hobi

1	15	Teet Vare	EST	Arctic Cat	AV Motors	13:52.376			7	1	1:53.748	44,308	25
2	403	Riho Kollist	EST	Ski-Doo	Saanikuur	13:52.849	0.473	0.473	7	6	1:55.085	43,794	22
3	9	Elina Kaarneem	EST	Lynx	BRP RT	15:33.978	1 Lap	1 Lap	6	6	2:31.004	33,377	20

Not classified

DNS	155	Janar Melnikov	EST	Lynx	AV Motors	0.000	DNS	6 Laps		0		-	0
-----	-----	----------------	-----	------	-----------	-------	-----	--------	--	---	--	---	---

Standard

1	5	Märt Kuvvas	EST	Lynx	Saanikuur	13:45.599			7	7	1:54.275	44,104	25
2	176	Siim Vaide	EST	Ski-Doo	AV Motors	14:04.581	18.982	18.982	7	6	1:57.858	42,763	22
3	34	Aivar Org	EST	Arctic Cat	AV Motors	14:06.688	21.089	2.107	7	7	1:57.718	42,814	20
4	69	Andras Metsa	EST	Lynx	Saanikuur	14:33.671	48.072	26.983	7	1	2:01.603	41,446	18
5	254	Sander Lõhmus	EST	Lynx	Freetime Racing	14:38.494	52.895	4.823	7	4	1:51.961	45,016	16
6	27	Ragnar Puhk	EST	Lynx	Saanikuur	14:46.440	1:00.841	7.946	7	4	2:03.107	40,940	15
7	3	Andrus Lutt	EST	Ski-Doo	AV Motors	14:47.712	1:02.113	1.272	7	3	2:03.308	40,873	14
8	20	Rene Tarend	EST	Ski-Doo	Saanikuur	15:00.160	1:14.561	12.448	7	5	2:03.708	40,741	13
9	40	Jürgen Lemming	EST	Ski-Doo	AV Motors	15:16.701	1:31.102	16.541	7	4	2:06.809	39,745	12

Not classified

DNS	111	Lauri Espäev	EST	Lynx	Saanikuur	0.000	DNS	7 Laps		0		-	0
-----	-----	--------------	-----	------	-----------	-------	-----	--------	--	---	--	---	---

Margin of Victory	Avg. Speed	Best Lap Tm	Best Speed	Best Lap by
6.777	42,733	1:51.961	45,016	254 - Sander Lõhmus

Korraldaja: Kagu motoklubi

Orbits

Peakotunik:

Rajameister: Tõnu Zeiger

Ajamõõt ja tulemused: EAL Timing

Printed: 15.02.2012 14:23:53

EAL TIMING

MYLAPS
SPORTS TIMING

EMV I etapp mootorkelgukrossis

Hobi + Standard

Rosma krossirada, Põlva 1,400 Km

1. finaal - Standard + Hobi 10 minutit + 1 ring

11.02.2012 12:30

Race started at 12:34:04

Lap	Lap Tm	Diff	Time of Day
(5) Märt Kuvvas			
1	1:56.491	+2.216	12:36:13.861
2	1:55.114	+0.839	12:38:08.975
3	1:56.849	+2.574	12:40:05.824
4	1:56.317	+2.042	12:42:02.141
5	1:57.172	+2.897	12:43:59.313
6	1:56.680	+2.405	12:45:55.993
7	1:54.275		12:47:50.268

Lap	Lap Tm	Diff	Time of Day
(15) Teet Vare			
1	1:53.748		12:36:10.620
2	1:54.730	+0.982	12:38:05.350
3	2:07.282	+13.534	12:40:12.632
4	1:54.769	+1.021	12:42:07.401
5	1:55.661	+1.913	12:44:03.062
6	1:56.983	+3.235	12:46:00.045
7	1:57.000	+3.252	12:47:57.045

Lap	Lap Tm	Diff	Time of Day
(403) Riho Kollist			
1	2:01.034	+5.949	12:36:19.041
2	1:55.469	+0.384	12:38:14.510
3	1:55.818	+0.733	12:40:10.328
4	1:56.008	+0.923	12:42:06.336
5	1:55.286	+0.201	12:44:01.622
6	1:55.085		12:45:56.707
7	2:00.811	+5.726	12:47:57.518

Lap	Lap Tm	Diff	Time of Day
(176) Siim Vaide			
1	2:00.010	+2.152	12:36:18.004
2	1:59.067	+1.209	12:38:17.071
3	1:58.172	+0.314	12:40:15.243
4	1:57.967	+0.109	12:42:13.210
5	1:58.962	+1.104	12:44:12.172
6	1:57.858		12:46:10.030
7	1:59.220	+1.362	12:48:09.250

Lap	Lap Tm	Diff	Time of Day
(34) Aivar Org			
1	2:02.670	+4.952	12:36:20.386
2	2:00.160	+2.442	12:38:20.546
3	1:58.974	+1.256	12:40:19.520
4	1:58.517	+0.799	12:42:18.037
5	1:57.799	+0.081	12:44:15.836
6	1:57.803	+0.085	12:46:13.639
7	1:57.718		12:48:11.357

Lap	Lap Tm	Diff	Time of Day
(69) Andras Metsa			
1	2:01.603		12:36:18.671
2	2:02.877	+1.274	12:38:21.548
3	2:02.945	+1.342	12:40:24.493
4	2:01.884	+0.281	12:42:26.377
5	2:04.699	+3.096	12:44:31.076
6	2:02.402	+0.799	12:46:33.478
7	2:04.862	+3.259	12:48:38.340

Lap	Lap Tm	Diff	Time of Day
(254) Sander Lõhmus			
1	2:48.458	+56.497	12:37:06.709
2	2:03.270	+11.309	12:39:09.979
3	1:53.723	+1.762	12:41:03.702
4	1:51.961		12:42:55.663
5	1:55.936	+3.975	12:44:51.599
6	1:56.725	+4.764	12:46:48.324
7	1:54.839	+2.878	12:48:43.163

Lap	Lap Tm	Diff	Time of Day
(27) Ragnar Puhk			
1	2:07.248	+4.141	12:36:26.434

Lap	Lap Tm	Diff	Time of Day
2	2:04.898	+1.791	12:38:31.332
3	2:03.576	+0.469	12:40:34.908
4	2:03.107		12:42:38.015
5	2:03.892	+0.785	12:44:41.907
6	2:04.000	+0.893	12:46:45.907
7	2:05.202	+2.095	12:48:51.109

Lap	Lap Tm	Diff	Time of Day
(3) Andrus Lutt			
1	2:09.242	+5.934	12:36:29.038
2	2:05.310	+2.002	12:38:34.348
3	2:03.308		12:40:37.656
4	2:03.883	+0.575	12:42:41.539
5	2:03.757	+0.449	12:44:45.296
6	2:03.371	+0.063	12:46:48.667
7	2:03.714	+0.406	12:48:52.381

Lap	Lap Tm	Diff	Time of Day
(20) Rene Tarend			
1	2:05.556	+1.848	12:36:24.375
2	2:15.119	+11.411	12:38:39.494
3	2:05.841	+2.133	12:40:45.335
4	2:05.266	+1.558	12:42:50.601
5	2:03.708		12:44:54.309
6	2:05.215	+1.507	12:46:59.524
7	2:05.305	+1.597	12:49:04.829

Lap	Lap Tm	Diff	Time of Day
(40) Jürgen Lemming			
1	2:10.988	+4.179	12:36:30.698
2	2:07.458	+0.649	12:38:38.156
3	2:09.624	+2.815	12:40:47.780
4	2:06.809		12:42:54.589
5	2:07.686	+0.877	12:45:02.275
6	2:10.422	+3.613	12:47:12.697
7	2:08.673	+1.864	12:49:21.370

Lap	Lap Tm	Diff	Time of Day
(9) Elina Kaarneem			
1	2:34.303	+3.299	12:36:56.023
2	2:31.553	+0.549	12:39:27.576
3	2:31.330	+0.326	12:41:58.906
4	2:36.568	+5.564	12:44:35.474
5	2:32.169	+1.165	12:47:07.643
6	2:31.004		12:49:38.647

EMV I etapp mootorkelgukrossis

Lapchart

Hobi + Standard

Rosma krossirada, Põlva 1,400 Km

1. finaal - Standrad + Hobi 10 minutit + 1 ring

11.02.2012 12:30

Race started at 12:34:04

Competitors

	Laps								
	0	1	2	3	4	5	6	7	
Teet Vare (15)	1	15	15	15	5	5	5	5	5
Andras Metsa (69)	2	69	5	5	403	403	403	403	15
Märt Kuvvas (5)	3	5	176	403	15	15	15	15	403
Aivar Org (34)	4	34	69	176	176	176	176	176	176
Siim Vaide (176)	5	176	403	34	34	34	34	34	34
Riho Kollist (403)	6	403	34	69	69	69	69	69	69
Sander Lõhmus (254)	7	254	20	27	27	27	27	27	254
Rene Tarend (20)	8	20	27	3	3	3	3	254	27
Ragnar Puhk (27)	9	27	3	40	20	20	254	3	3
Jürgen Lemming (40)	10	40	40	20	40	40	20	20	20
Andrus Lutt (3)	11	3	9	254	254	254	40	40	40
Elina Kaarneem (9)	12	9	254	9	9	9	9	9	9
Janar Melnikov (155)	13	155							
Lauri Eespäev (111)	14	111							

EMV I etapp mootorkelgukrossis
Sorted on Laps

Hobi + Standard

Rosma krossirada, Põlva 1,400 Km

2. finaal - Standrad + Hobi 10 minutit + 1 ring

11.02.2012 14:00

Race started at 13:30:22

Pos	No.	Name	Nat	Make	Race Team	Total Tm	Diff	Gap	Laps	In Lap	Best Tm	Best Speed	Points
1	5	Märt Kuvvas	EST	Lynx	Saanikuur	13:52.347			7	2	1:55.448	43,656	25
2	15	Teet Vare	EST	Arctic Cat	AV Motors	14:01.864	9.517	9.517	7	6	1:57.418	42,924	25
3	403	Riho Kollist	EST	Ski-Doo	Saanikuur	14:05.421	13.074	3.557	7	2	1:56.624	43,216	22
4	254	Sander Lõhmus	EST	Lynx	Freetime Racing	14:15.650	23.303	10.229	7	5	1:54.850	43,883	22
5	34	Aivar Org	EST	Arctic Cat	AV Motors	14:25.711	33.364	10.061	7	4	1:57.431	42,919	20
6	176	Siim Vaide	EST	Ski-Doo	AV Motors	14:26.633	34.286	0.922	7	7	1:56.786	43,156	18
7	69	Andras Metsa	EST	Lynx	Saanikuur	14:51.714	59.367	25.081	7	2	2:04.537	40,470	16
8	27	Ragnar Puhk	EST	Lynx	Saanikuur	14:52.103	59.756	0.389	7	6	2:01.687	41,418	15
9	111	Lauri Eespäev	EST	Lynx	Saanikuur	14:55.011	1:02.664	2.908	7	5	2:04.196	40,581	14
10	3	Andrus Lutt	EST	Ski-Doo	AV Motors	15:01.031	1:08.684	6.020	7	3	2:04.665	40,428	13
11	20	Rene Tarend	EST	Ski-Doo	Saanikuur	15:16.582	1:24.235	15.551	7	3	2:03.291	40,879	12
12	40	Jürgen Lemming	EST	Ski-Doo	AV Motors	15:28.348	1:36.001	11.766	7	2	2:04.658	40,431	11
13	9	Elina Kaarneem	EST	Lynx	BRP RT	15:10.043	1 Lap	1 Lap	6	2	2:25.521	34,634	20

Not classified

DNS	155	Janar Melnikov	EST	Lynx	AV Motors	0.000	DNS	6 Laps		0		-	0
-----	-----	----------------	-----	------	-----------	-------	-----	--------	--	---	--	---	---

Margin of Victory	Avg. Speed	Best Lap Tm	Best Speed	Best Lap by
9.517	42,386	1:54.850	43,883	254 - Sander Lõhmus

Korraldaja: Kagu motoklubi

Orbits

Peakotnik:

Rajameister: Tõnu Zeiger

Ajamõõt ja tulemused: EAL Timing




Printed: 15.02.2012 14:24:14



EMV I etapp mootorkelgukrossis

Sorted on Laps

Hobi + Standard

Rosma krossirada, Põlva 1,400 Km

2. finaal - Standrad + Hobi 10 minutit + 1 ring

11.02.2012 14:00

Race started at 13:30:22

Pos	No.	Name	Nat	Make	Race Team	Total Tm	Diff	Gap	Laps	In Lap	Best Tm	Best Speed	Points
Hobi													
1	15	Teet Vare	EST	Arctic Cat	AV Motors	14:01.864			7	6	1:57.418	42,924	25
2	403	Riho Kollist	EST	Ski-Doo	Saanikuur	14:05.421	3.557	3.557	7	2	1:56.624	43,216	22
3	9	Elina Kaarneem	EST	Lynx	BRP RT	15:10.043	1 Lap	1 Lap	6	2	2:25.521	34,634	20
Not classified													
DNS	155	Janar Melnikov	EST	Lynx	AV Motors	0.000	DNS	6 Laps		0		-	0
Standard													
1	5	Märt Kuvvas	EST	Lynx	Saanikuur	13:52.347			7	2	1:55.448	43,656	25
2	254	Sander Lõhmus	EST	Lynx	Freetime Racing	14:15.650	23.303	23.303	7	5	1:54.850	43,883	22
3	34	Aivar Org	EST	Arctic Cat	AV Motors	14:25.711	33.364	10.061	7	4	1:57.431	42,919	20
4	176	Siim Vaide	EST	Ski-Doo	AV Motors	14:26.633	34.286	0.922	7	7	1:56.786	43,156	18
5	69	Andras Metsa	EST	Lynx	Saanikuur	14:51.714	59.367	25.081	7	2	2:04.537	40,470	16
6	27	Ragnar Puhk	EST	Lynx	Saanikuur	14:52.103	59.756	0.389	7	6	2:01.687	41,418	15
7	111	Lauri Eespäev	EST	Lynx	Saanikuur	14:55.011	1:02.664	2.908	7	5	2:04.196	40,581	14
8	3	Andrus Lutt	EST	Ski-Doo	AV Motors	15:01.031	1:08.684	6.020	7	3	2:04.665	40,428	13
9	20	Rene Tarend	EST	Ski-Doo	Saanikuur	15:16.582	1:24.235	15.551	7	3	2:03.291	40,879	12
10	40	Jürgen Lemming	EST	Ski-Doo	AV Motors	15:28.348	1:36.001	11.766	7	2	2:04.658	40,431	11

Margin of Victory	Avg. Speed	Best Lap Tm	Best Speed	Best Lap by
9.517	42,386	1:54.850	43,883	254 - Sander Lõhmus

Korraldaja: Kagu motoklubi

Orbits

Peakotunik:

Rajameister: Tõnu Zeiger

Ajamõõt ja tulemused: EAL Timing

Printed: 15.02.2012 14:24:19



EMV I etapp mootorkelgukrossis

Hobi + Standard

Rosma krossirada, Põlva 1,400 Km

2. finaal - Standard + Hobi 10 minutit + 1 ring

11.02.2012 14:00

Race started at 13:30:22

Lap	Lap Tm	Diff	Time of Day
(5) Märt Kuvvas			
1	1:57.949	+2.501	13:32:31.584
2	1:55.448		13:34:27.032
3	1:56.806	+1.358	13:36:23.838
4	1:56.774	+1.326	13:38:20.612
5	1:57.259	+1.811	13:40:17.871
6	1:57.751	+2.303	13:42:15.622
7	1:59.135	+3.687	13:44:14.757

Lap	Lap Tm	Diff	Time of Day
(15) Teet Vare			
1	1:59.762	+2.344	13:32:32.683
2	1:58.836	+1.418	13:34:31.519
3	1:59.059	+1.641	13:36:30.578
4	1:59.495	+2.077	13:38:30.073
5	1:59.360	+1.942	13:40:29.433
6	1:57.418		13:42:26.851
7	1:57.423	+0.005	13:44:24.274

Lap	Lap Tm	Diff	Time of Day
(403) Riho Kollist			
1	2:04.503	+7.879	13:32:38.722
2	1:56.624		13:34:35.346
3	1:57.403	+0.779	13:36:32.749
4	1:58.583	+1.959	13:38:31.332
5	1:58.198	+1.574	13:40:29.530
6	1:59.159	+2.535	13:42:28.689
7	1:59.142	+2.518	13:44:27.831

Lap	Lap Tm	Diff	Time of Day
(254) Sander Lõhmus			
1	2:16.801	+21.951	13:32:51.492
2	2:00.538	+5.688	13:34:52.030
3	1:59.054	+4.204	13:36:51.084
4	1:59.156	+4.306	13:38:50.240
5	1:54.850		13:40:45.090
6	1:55.872	+1.022	13:42:40.962
7	1:57.098	+2.248	13:44:38.060

Lap	Lap Tm	Diff	Time of Day
(34) Aivar Org			
1	2:12.606	+15.175	13:32:46.559
2	2:02.397	+4.966	13:34:48.956
3	2:01.918	+4.487	13:36:50.874
4	1:57.431		13:38:48.305
5	1:58.691	+1.260	13:40:46.996
6	2:01.070	+3.639	13:42:48.066
7	2:00.055	+2.624	13:44:48.121

Lap	Lap Tm	Diff	Time of Day
(176) Siim Vaide			
1	2:01.346	+4.560	13:32:48.766
2	2:01.440	+4.654	13:34:50.206
3	2:01.296	+4.510	13:36:51.502
4	2:02.574	+5.788	13:38:54.076
5	1:59.202	+2.416	13:40:53.278
6	1:58.979	+2.193	13:42:52.257
7	1:56.786		13:44:49.043

Lap	Lap Tm	Diff	Time of Day
(69) Andras Metsa			
1	2:07.356	+2.819	13:32:40.775
2	2:04.537		13:34:45.312
3	2:05.430	+0.893	13:36:50.742
4	2:06.842	+2.305	13:38:57.584
5	2:04.848	+0.311	13:41:02.432
6	2:05.111	+0.574	13:43:07.543
7	2:06.581	+2.044	13:45:14.124

Lap	Lap Tm	Diff	Time of Day
(27) Ragnar Puhk			
1	2:10.960	+9.273	13:32:45.551

Lap	Lap Tm	Diff	Time of Day
2	2:08.441	+6.754	13:34:53.992
3	2:06.260	+4.573	13:37:00.252
4	2:06.087	+4.400	13:39:06.339
5	2:04.500	+2.813	13:41:10.839
6	2:01.687		13:43:12.526
7	2:01.987	+0.300	13:45:14.513

Lap	Lap Tm	Diff	Time of Day
(111) Lauri Eespäev			
1	2:10.681	+6.485	13:32:43.304
2	2:06.177	+1.981	13:34:49.481
3	2:07.434	+3.238	13:36:56.915
4	2:05.865	+1.669	13:39:02.780
5	2:04.196		13:41:06.976
6	2:06.198	+2.002	13:43:13.174
7	2:04.247	+0.051	13:45:17.421

Lap	Lap Tm	Diff	Time of Day
(3) Andrus Lutt			
1	2:08.905	+4.240	13:32:45.260
2	2:07.874	+3.209	13:34:53.134
3	2:04.665		13:36:57.799
4	2:05.717	+1.052	13:39:03.516
5	2:09.245	+4.580	13:41:12.761
6	2:05.055	+0.390	13:43:17.816
7	2:05.625	+0.960	13:45:23.441

Lap	Lap Tm	Diff	Time of Day
(20) Rene Tarend			
1	2:19.065	+15.774	13:32:52.404
2	2:03.772	+0.481	13:34:56.176
3	2:03.291		13:36:59.467
4	2:23.341	+20.050	13:39:22.808
5	2:06.931	+3.640	13:41:29.739
6	2:03.941	+0.650	13:43:33.680
7	2:05.312	+2.021	13:45:38.992

Lap	Lap Tm	Diff	Time of Day
(40) Jürgen Lemming			
1	2:10.944	+6.286	13:32:55.614
2	2:04.658		13:35:00.272
3	2:07.385	+2.727	13:37:07.657
4	2:07.638	+2.980	13:39:15.295
5	2:14.655	+9.997	13:41:29.950
6	2:12.045	+7.387	13:43:41.995
7	2:08.763	+4.105	13:45:50.758

Lap	Lap Tm	Diff	Time of Day
(9) Elina Kaarneem			
1	2:32.278	+6.757	13:33:10.570
2	2:25.521		13:35:36.091
3	2:26.526	+1.005	13:38:02.617
4	2:29.498	+3.977	13:40:32.115
5	2:29.520	+3.999	13:43:01.635
6	2:30.818	+5.297	13:45:32.453

EMV I etapp mootorkelgukrossis

Lapchart

Hobi + Standard

Rosma krossirada, Põlva 1,400 Km

2. finaal - Standrad + Hobi 10 minutit + 1 ring

11.02.2012 14:00

Race started at 13:30:22

Competitors	Laps								
	0	1	2	3	4	5	6	7	
Lauri Eespäev (111)	1	111	5	5	5	5	5	5	5
Teet Vare (15)	2	15	15	15	15	15	15	15	15
Rene Tarend (20)	3	20	403	403	403	403	403	403	403
Andras Metsa (69)	4	69	69	69	69	34	254	254	254
Märt Kuvvas (5)	5	5	111	34	34	254	34	34	34
Aivar Org (34)	6	34	3	111	254	176	176	176	176
Riho Kollist (403)	7	403	27	176	176	69	69	69	69
Ragnar Puhk (27)	8	27	34	254	111	111	111	27	27
Sander Lõhmus (254)	9	254	176	3	3	3	27	111	111
Andrus Lutt (3)	10	3	254	27	20	27	3	3	3
Elina Kaarneem (9)	11	9	20	20	27	40	20	20	20
Jürgen Lemming (40)	12	40	40	40	40	20	40	40	40
Siim Vaide (176)	13	176	9	9	9	9	9	9	9
Janar Melnikov (155)	14	155							

EMV I etapp mootorkelgukrossis
Sorted on Laps

Hobi + Standard

Rosma krossirada, Põlva 1,400 Km

3. finaal - Standrad + Hobi 10 minutit + 1 ring

11.02.2012 15:30

Race started at 14:31:00

Pos	No.	Name	Nat	Make	Race Team	Total Tm	Diff	Gap	Laps	In Lap	Best Tm	Best Speed	Points
1	403	Riho Kollist	EST	Ski-Doo	Saanikuur	12:13.644			6	4	1:56.640	43,210	25
2	176	Siim Vaide	EST	Ski-Doo	AV Motors	12:20.181	6.537	6.537	6	4	1:59.520	42,169	25
3	5	Märt Kuvvas	EST	Lynx	Saanikuur	12:23.150	9.506	2.969	6	6	1:58.515	42,526	22
4	15	Teet Vare	EST	Arctic Cat	AV Motors	12:28.446	14.802	5.296	6	4	2:00.809	41,719	22
5	34	Aivar Org	EST	Arctic Cat	AV Motors	12:31.255	17.611	2.809	6	5	2:00.663	41,769	20
6	27	Ragnar Puhk	EST	Lynx	Saanikuur	12:42.183	28.539	10.928	6	2	2:02.727	41,067	18
7	69	Andras Metsa	EST	Lynx	Saanikuur	13:05.269	51.625	23.086	6	2	2:06.985	39,690	16
8	3	Andrus Lutt	EST	Ski-Doo	AV Motors	13:11.073	57.429	5.804	6	5	2:05.021	40,313	15
9	20	Rene Tarend	EST	Ski-Doo	Saanikuur	13:23.062	1:09.418	11.989	6	4	2:05.506	40,157	14
10	40	Jürgen Lemming	EST	Ski-Doo	AV Motors	13:29.374	1:15.730	6.312	6	5	2:09.471	38,928	13
11	254	Sander Lõhmus	EST	Lynx	Freetime Racing	14:56.835	2:43.191	1:27.461	6	5	1:58.342	42,588	12
12	9	Elina Kaarneem	EST	Lynx	BRP RT	13:31.550	1 Lap	1 Lap	5	4	2:24.816	34,803	20
13	111	Lauri Eespäev	EST	Lynx	Saanikuur	2:32.393	5 Laps	4 Laps	1	1	2:13.044	37,882	11

Not classified

DNS	155	Janar Melnikov	EST	Lynx	AV Motors	0.000	DNS	1 Lap	0			-	0
-----	-----	----------------	-----	------	-----------	-------	-----	-------	---	--	--	---	---

Margin of Victory	Avg. Speed	Best Lap Tm	Best Speed	Best Lap by
6.537	41,219	1:56.640	43,210	403 - Riho Kollist

Korraldaja: Kagu motoklubi

Orbits

Peakotnik:

Rajameister: Tõnu Zeiger

Ajamõõt ja tulemused: EAL Timing




Printed: 15.02.2012 14:24:37

EMV I etapp mootorkelgukrossis

Sorted on Laps

Hobi + Standard

Rosma krossirada, Põlva 1,400 Km

3. finaal - Standard + Hobi 10 minutit + 1 ring

11.02.2012 15:30

Race started at 14:31:00

Pos	No.	Name	Nat	Make	Race Team	Total Tm	Diff	Gap	Laps	In Lap	Best Tm	Best Speed	Points
Hobi													
1	403	Riho Kollist	EST	Ski-Doo	Saanikuur	12:13.644			6	4	1:56.640	43,210	25
2	15	Teet Vare	EST	Arctic Cat	AV Motors	12:28.446	14.802	14.802	6	4	2:00.809	41,719	22
3	9	Elina Kaarneem	EST	Lynx	BRP RT	13:31.550	1 Lap	1 Lap	5	4	2:24.816	34,803	20
Not classified													
DNS	155	Janar Melnikov	EST	Lynx	AV Motors	0.000	DNS	5 Laps		0		-	0
Standard													
1	176	Siim Vaide	EST	Ski-Doo	AV Motors	12:20.181			6	4	1:59.520	42,169	25
2	5	Märt Kuvvas	EST	Lynx	Saanikuur	12:23.150	2.969	2.969	6	6	1:58.515	42,526	22
3	34	Aivar Org	EST	Arctic Cat	AV Motors	12:31.255	11.074	8.105	6	5	2:00.663	41,769	20
4	27	Ragnar Puhk	EST	Lynx	Saanikuur	12:42.183	22.002	10.928	6	2	2:02.727	41,067	18
5	69	Andras Metsa	EST	Lynx	Saanikuur	13:05.269	45.088	23.086	6	2	2:06.985	39,690	16
6	3	Andrus Lutt	EST	Ski-Doo	AV Motors	13:11.073	50.892	5.804	6	5	2:05.021	40,313	15
7	20	Rene Tarend	EST	Ski-Doo	Saanikuur	13:23.062	1:02.881	11.989	6	4	2:05.506	40,157	14
8	40	Jürgen Lemming	EST	Ski-Doo	AV Motors	13:29.374	1:09.193	6.312	6	5	2:09.471	38,928	13
9	254	Sander Lõhmus	EST	Lynx	Freetime Racing	14:56.835	2:36.654	1:27.461	6	5	1:58.342	42,588	12
10	111	Lauri Eespäev	EST	Lynx	Saanikuur	2:32.393	5 Laps	5 Laps	1	1	2:13.044	37,882	11

Margin of Victory	Avg. Speed	Best Lap Tm	Best Speed	Best Lap by
6.537	41,219	1:56.640	43,210	403 - Riho Kollist

Korraldaja: Kagu motoklubi

Orbits

Peakotunik:

Rajameister: Tõnu Zeiger

Ajamõõt ja tulemused: EAL Timing

Printed: 15.02.2012 14:24:42

EMV I etapp mootorkelgukrossis

Hobi + Standard

Rosma krossirada, Põlva 1,400 Km

3. finaal - Standard + Hobi 10 minutit + 1 ring

11.02.2012 15:30

Race started at 14:31:00

Lap	Lap Tm	Diff	Time of Day
(403) Riho Kollist			
1	2:03.936	+7.296	14:33:18.344
2	1:58.702	+2.062	14:35:17.046
3	1:58.411	+1.771	14:37:15.457
4	1:56.640		14:39:12.097
5	1:59.212	+2.572	14:41:11.309
6	2:03.053	+6.413	14:43:14.362

Lap	Lap Tm	Diff	Time of Day
(176) Siim Vaide			
1	2:04.212	+4.692	14:33:18.655
2	2:01.575	+2.055	14:35:20.230
3	2:00.130	+0.610	14:37:20.360
4	1:59.520		14:39:19.880
5	2:00.073	+0.553	14:41:19.953
6	2:00.946	+1.426	14:43:20.899

Lap	Lap Tm	Diff	Time of Day
(5) Märt Kuvvas			
1	2:05.447	+6.932	14:33:20.432
2	2:02.857	+4.342	14:35:23.289
3	2:02.195	+3.680	14:37:25.484
4	1:59.209	+0.694	14:39:24.693
5	2:00.660	+2.145	14:41:25.353
6	1:58.515		14:43:23.868

Lap	Lap Tm	Diff	Time of Day
(15) Teet Vare			
1	2:01.768	+0.959	14:33:14.884
2	2:03.714	+2.905	14:35:18.598
3	2:03.376	+2.567	14:37:21.974
4	2:00.809		14:39:22.783
5	2:03.252	+2.443	14:41:26.035
6	2:03.129	+2.320	14:43:29.164

Lap	Lap Tm	Diff	Time of Day
(34) Aivar Org			
1	2:08.893	+8.230	14:33:24.123
2	2:00.892	+0.229	14:35:25.015
3	2:01.784	+1.121	14:37:26.799
4	2:02.917	+2.254	14:39:29.716
5	2:00.663		14:41:30.379
6	2:01.594	+0.931	14:43:31.973

Lap	Lap Tm	Diff	Time of Day
(27) Ragnar Puhk			
1	2:02.820	+0.093	14:33:16.815
2	2:02.727		14:35:19.542
3	2:04.226	+1.499	14:37:23.768
4	2:06.637	+3.910	14:39:30.405
5	2:06.420	+3.693	14:41:36.825
6	2:06.076	+3.349	14:43:42.901

Lap	Lap Tm	Diff	Time of Day
(69) Andras Metsa			
1	2:11.491	+4.506	14:33:27.221
2	2:06.985		14:35:34.206
3	2:07.407	+0.422	14:37:41.613
4	2:07.102	+0.117	14:39:48.715
5	2:07.914	+0.929	14:41:56.629
6	2:09.358	+2.373	14:44:05.987

Lap	Lap Tm	Diff	Time of Day
(3) Andrus Lutt			
1	2:13.712	+8.691	14:33:31.429
2	2:09.565	+4.544	14:35:40.994
3	2:06.976	+1.955	14:37:47.970
4	2:06.678	+1.657	14:39:54.648
5	2:05.021		14:41:59.669
6	2:12.122	+7.101	14:44:11.791

Lap	Lap Tm	Diff	Time of Day
(20) Rene Tarend			

Lap	Lap Tm	Diff	Time of Day
1	2:14.294	+8.788	14:33:39.651
2	2:07.305	+1.799	14:35:46.956
3	2:07.256	+1.750	14:37:54.212
4	2:05.506		14:39:59.718
5	2:15.664	+10.158	14:42:15.382
6	2:08.398	+2.892	14:44:23.780

Lap	Lap Tm	Diff	Time of Day
(40) Jürgen Lemming			
1	2:14.400	+4.929	14:33:31.954
2	2:10.252	+0.781	14:35:42.206
3	2:17.604	+8.133	14:37:59.810
4	2:11.169	+1.698	14:40:10.979
5	2:09.471		14:42:20.450
6	2:09.642	+0.171	14:44:30.092

Lap	Lap Tm	Diff	Time of Day
(254) Sander Lõhmus			
1	2:04.969	+6.627	14:33:19.917
2	2:00.658	+2.316	14:35:20.575
3	2:02.512	+4.170	14:37:23.087
4	1:59.575	+1.233	14:39:22.662
5	1:58.342		14:41:21.004
6	4:36.549	+2:38.207	14:45:57.553

Lap	Lap Tm	Diff	Time of Day
(9) Elina Kaarneem			
1	2:33.835	+9.019	14:33:53.748
2	2:27.857	+3.041	14:36:21.605
3	2:26.170	+1.354	14:38:47.775
4	2:24.816		14:41:12.591
5	3:19.677	+54.861	14:44:32.268

Lap	Lap Tm	Diff	Time of Day
(111) Lauri Espäev			
1	2:13.044		14:33:33.111

EMV I etapp mootorkelgukrossis

Lapchart

Hobi + Standard

Rosma krossirada, Põlva 1,400 Km

3. finaal - Standrad + Hobi 10 minutit + 1 ring

11.02.2012 15:30

Race started at 14:31:00

Competitors

Laps

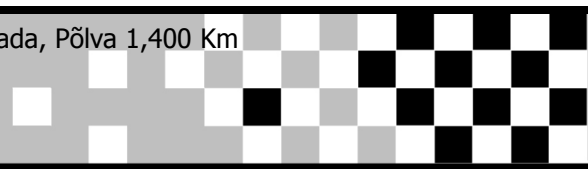
	0	1	2	3	4	5	6
Teet Vare (15)	1	15	15	403	403	403	403
Ragnar Puhk (27)	2	27	27	15	176	176	176
Riho Kollist (403)	3	403	403	27	15	254	254
Siim Vaide (176)	4	176	176	176	254	15	5
Sander Lõhmus (254)	5	254	254	254	27	5	15
Märt Kuvvas (5)	6	5	5	5	5	34	34
Aivar Org (34)	7	34	34	34	34	27	27
Andras Metsa (69)	8	69	69	69	69	69	3
Jürgen Lemming (40)	9	40	3	3	3	3	20
Andrus Lutt (3)	10	3	40	40	20	20	40
Elina Kaarneem (9)	11	9	111	20	40	40	254
Lauri Eespäev (111)	12	111	20	9	9	9	9
Rene Tarend (20)	13	20	9				
Janar Melnikov (155)	14	155					

EMV I etapp mootorkelgukrossis

Hobi + Standard

Rosma krossirada, Põlva 1,400 Km

Hobi - kokkuvõte




Pos	No.	Name	Nat	Race Team	Make	R1.	R2.	R3.	Total points
1	15	Teet Vare	EST	AV Motors	Arctic Cat	25	25	22	72
2	403	Riho Kollist	EST	Saanikuur	Ski-Doo	22	22	25	69
3	9	Elina Kaarneem	EST	BRP RT	Lynx	20	20	20	60
4	155	Janar Melnikov	EST	AV Motors	Lynx	0	0	0	0

EMV I etapp mootorkelgukrossis

Hobi + Standard

Rosma krossirada, Põlva 1,400 Km

Võistluse kiiremate ringiaegade paremus järjestus




Pos	No.	Name	Class	Make	Race Team	Overall BestTm	Diff In Session
1	254	Sander Lõhmus	Standard	Lynx	Freetime Racing	1:51.961	1. finaal - Standrad + Hobi 10 minutit + 1 ring
2	15	Teet Vare	Hobi	Arctic Cat	AV Motors	1:53.748	1.787 1. finaal - Standrad + Hobi 10 minutit + 1 ring
3	5	Märt Kuvvas	Standard	Lynx	Saanikuur	1:54.275	2.314 1. finaal - Standrad + Hobi 10 minutit + 1 ring
4	403	Riho Kollist	Hobi	Ski-Doo	Saanikuur	1:55.085	3.124 1. finaal - Standrad + Hobi 10 minutit + 1 ring
5	176	Siim Vaide	Standard	Ski-Doo	AV Motors	1:56.786	4.825 2. finaal - Standrad + Hobi 10 minutit + 1 ring
6	155	Janar Melnikov	Hobi	Lynx	AV Motors	1:57.245	5.284 Hobi + Standard - treening
7	34	Aivar Org	Standard	Arctic Cat	AV Motors	1:57.431	5.470 2. finaal - Standrad + Hobi 10 minutit + 1 ring
8	69	Andras Metsa	Standard	Lynx	Saanikuur	2:01.603	9.642 1. finaal - Standrad + Hobi 10 minutit + 1 ring
9	27	Ragnar Puhk	Standard	Lynx	Saanikuur	2:01.687	9.726 2. finaal - Standrad + Hobi 10 minutit + 1 ring
10	3	Andrus Lutt	Standard	Ski-Doo	AV Motors	2:03.254	11.293 Hobi + Standard - treening
11	20	Rene Tarend	Standard	Ski-Doo	Saanikuur	2:03.291	11.330 2. finaal - Standrad + Hobi 10 minutit + 1 ring
12	111	Lauri Eespäev	Standard	Lynx	Saanikuur	2:04.196	12.235 2. finaal - Standrad + Hobi 10 minutit + 1 ring
13	40	Jürgen Lemming	Standard	Ski-Doo	AV Motors	2:04.658	12.697 2. finaal - Standrad + Hobi 10 minutit + 1 ring
14	9	Elina Kaarneem	Hobi	Lynx	BRP RT	2:24.816	32.855 3. finaal - Standrad + Hobi 10 minutit + 1 ring

EMV I etapp mootorkelgukrossis

Hobi + Standard

Rosma krossirada, Põlva 1,400 Km

Võistluse keskmiselt parimate ringiaegade paremus järjestus



Pos	No.	Name	Class	Make	Race Team	Overall BestTm	Diff In Session
1	254	Sander Lõhmus	Standard	Lynx	Freetime Racing	1:54.413	-
2	5	Märt Kuvvas	Standard	Lynx	Saanikuur	1:56.082	1.669 -
3	403	Riho Kollist	Hobi	Ski-Doo	Saanikuur	1:56.132	1.719 -
4	155	Janar Melnikov	Hobi	Lynx	AV Motors	1:57.245	2.832 Hobi + Standard - treening
5	15	Teet Vare	Hobi	Arctic Cat	AV Motors	1:57.644	3.231 -
6	176	Siim Vaide	Standard	Ski-Doo	AV Motors	1:57.909	3.496 -
7	34	Aivar Org	Standard	Arctic Cat	AV Motors	1:58.615	4.202 -
8	27	Ragnar Puhk	Standard	Lynx	Saanikuur	2:02.596	8.183 -
9	69	Andras Metsa	Standard	Lynx	Saanikuur	2:03.772	9.359 -
10	3	Andrus Lutt	Standard	Ski-Doo	AV Motors	2:04.062	9.649 -
11	20	Rene Tarend	Standard	Ski-Doo	Saanikuur	2:07.326	12.913 -
12	40	Jürgen Lemming	Standard	Ski-Doo	AV Motors	2:08.236	13.823 -
13	111	Lauri Eespäev	Standard	Lynx	Saanikuur	2:08.620	14.207 -
14	9	Elina Kaarneem	Hobi	Lynx	BRP RT	2:31.261	36.848 -

Hobi - EKV mootorkelgukrossis 2012

2012

				#1					
Pos	No.	Name	Total	Diff	Gap	R1	R2	R3	Total
1	15	Teet Vare	72	0	0	25	25	22	72
2	403	Riho Kollist	69	3	3	22	22	25	69
3	9	Elina Kaarneem	60	12	9	20	20	20	60
4	155	Janar Melnikov	0	72	60	0	0	0	0

Event Legend

#1 11.02.2012 EKV I etapp mootorkelgukrossis - Rosma, Põlva