

Superkrossi karikavõistluste V etapp

Sorted on Best Lap time

GAZ auto24ring www.auto24ring.ee 3,170 Km

GAZ - treeningsõit 12.05.2013 09:29

Practice started at 11:14:01

Pos	No.	Name	Nat	Race Team	Car	Best Tm	Diff
1	78	Antons DOLGOPOLOVS	LAT	Latvijas Antiko Autombilu klubs	GAZ 24	1:45.532	
2	35	Ivar JANEKS	LAT	Doles Gulbji	GAZ 24	1:45.536	0.004
3	9	Margers PINKULIS	LAT	929 Motors	GAZ 24	1:46.447	0.915
4	8	Andrejs PAUPERS	LAT	SK Salaca-Salaca	GAZ 24	1:47.516	1.984
5	13	Normunds DOBUMS	LAT	929 Motors	GAZ 24	1:47.695	2.163
6	11	Italo ALSINS	LAT	AB Voldzinieki	GAZ 24	1:47.711	2.179
7	25	Janis TOMSONS	LAT	929 Motors	GAZ 24	1:49.067	3.535
8	7	Janis MATULENS	LAT	Musu Volga	GAZ 24	1:49.679	4.147
9	31	Raivijs BRANCS	LAT	929 Motors	GAZ 24	1:50.208	4.676
10	40	Valdis BELMERS	LAT	AB Voldzinieki	GAZ 24	1:51.745	6.213
11	59	Alar HERMANSON	EST	Erki Sport	GAZ 24	1:52.312	6.780
12	67	Andris VEJINS	LAT	Doles Gulbji	GAZ 24	1:55.292	9.760
13	55	Guntis SKELE	LAT	Jantarnaja Volga	GAZ 24	1:57.110	11.578
14	21	Harijs BLICAVS	LAT	Jap Factory	GAZ 24	1:57.281	11.749
15	17	Maris CIRULIS	LAT	Latvijas Antiko Autombilu klubs	GAZ 24	2:03.895	18.363
16	41	Vladislavs SVINKINS	LAT	Oil Racing Team	GAZ 24	2:05.093	19.561
17	10	Arnis TOMSONS	LAT	Latvija Birgerai Selaspils	GAZ 24		

Superkrossi karikavõistluste V etapp

GAZ

auto24ring www.auto24ring.ee 3,170 Km

GAZ - treeningsõit

12.05.2013 09:29

Practice started at 11:14:01

Lap	Lap Tm	Diff	Time of Day
(78) Antons DOLGOPOLOVS			
1	1:51.721	+6.189	11:17:40.701
2	1:45.532		11:19:26.233
3	1:47.011	+1.479	11:21:13.244
4	1:52.228	+6.696	11:23:05.472
5	1:53.435	+7.903	11:24:58.907

Lap	Lap Tm	Diff	Time of Day
(35) Ivar JANEKS			
1	1:49.711	+4.175	11:18:06.566
2	1:45.990	+0.454	11:19:52.556
3	1:46.924	+1.388	11:21:39.480
4	1:45.536		11:23:25.016
5	1:47.266	+1.730	11:25:12.282

Lap	Lap Tm	Diff	Time of Day
(9) Margers PINKULIS			
1	1:48.959	+2.512	11:18:27.754
2	1:47.703	+1.256	11:20:15.457
3	1:48.358	+1.911	11:22:03.815
4	1:46.447		11:23:50.262
5	1:47.105	+0.658	11:25:37.367

Lap	Lap Tm	Diff	Time of Day
(8) Andrejs PAUPERS			
1	1:47.516		11:17:33.494
2	1:48.307	+0.791	11:19:21.801
3	1:48.699	+1.183	11:21:10.500
4	1:52.545	+5.029	11:23:03.045
5	1:52.026	+4.510	11:24:55.071

Lap	Lap Tm	Diff	Time of Day
(13) Normunds DOBUMS			
1	1:48.711	+1.016	11:18:25.217
2	1:48.634	+0.939	11:20:13.851
3	1:47.775	+0.080	11:22:01.626
4	1:47.695		11:23:49.321
5	1:49.130	+1.435	11:25:38.451

Lap	Lap Tm	Diff	Time of Day
(11) Italo ALSINS			
1	1:50.642	+2.931	11:17:46.859
2	1:48.616	+0.905	11:19:35.475
3	1:52.245	+4.534	11:21:27.720
4	1:48.980	+1.269	11:23:16.700
5	1:47.711		11:25:04.411

Lap	Lap Tm	Diff	Time of Day
(25) Janis TOMSONS			
1	1:56.257	+7.190	11:18:13.261
2	1:50.022	+0.955	11:20:03.283
3	1:49.516	+0.449	11:21:52.799
4	1:49.067		11:23:41.866
5	1:49.791	+0.724	11:25:31.657

Lap	Lap Tm	Diff	Time of Day
(7) Janis MATULENS			
1	2:10.910	+21.231	11:18:27.112
2	1:54.433	+4.754	11:20:21.545
3	1:53.991	+4.312	11:22:15.536
4	1:50.059	+0.380	11:24:05.595
5	1:49.679		11:25:55.274

Lap	Lap Tm	Diff	Time of Day
(31) Raivijs BRANCS			
1	1:53.420	+3.212	11:18:31.766
2	1:51.756	+1.548	11:20:23.522
3	1:50.888	+0.680	11:22:14.410
4	1:50.473	+0.265	11:24:04.883
5	1:50.208		11:25:55.091

Lap	Lap Tm	Diff	Time of Day
(40) Valdis BELMERS			
1	1:52.185	+0.440	11:17:39.523

Lap	Lap Tm	Diff	Time of Day
2	1:52.954	+1.209	11:19:32.477
3	1:55.668	+3.923	11:21:28.145
4	1:52.115	+0.370	11:23:20.260
5	1:51.745		11:25:12.005

Lap	Lap Tm	Diff	Time of Day
(59) Alar HERMANSON			
1	2:00.402	+8.090	11:18:19.240
2	1:52.351	+0.039	11:20:11.591
3	1:54.406	+2.094	11:22:05.997
4	1:52.575	+0.263	11:23:58.572
5	1:52.312		11:25:50.884

Lap	Lap Tm	Diff	Time of Day
(67) Andris VEJINS			
1	2:00.804	+5.512	11:18:44.104
2	1:59.672	+4.380	11:20:43.776
3	1:58.611	+3.319	11:22:42.387
4	1:55.292		11:24:37.679

Lap	Lap Tm	Diff	Time of Day
(55) Guntis SKELE			
1	2:04.974	+7.864	11:18:18.931
2	1:59.238	+2.128	11:20:18.169
3	2:03.065	+5.955	11:22:21.234
4	1:57.110		11:24:18.344

Lap	Lap Tm	Diff	Time of Day
(21) Harijs BLICAVS			
1	2:10.691	+13.410	11:18:20.989
2	2:03.808	+6.527	11:20:24.797
3	1:59.050	+1.769	11:22:23.847
4	1:57.281		11:24:21.128

Lap	Lap Tm	Diff	Time of Day
(17) Maris CIRULIS			
1	2:03.895		11:18:25.020

Lap	Lap Tm	Diff	Time of Day
(41) Vladislavs SVINKINS			
1	2:06.010	+0.917	11:18:02.624
2	2:05.093		11:20:07.717
3	2:07.270	+2.177	11:22:14.987
4	2:14.184	+9.091	11:24:29.171

Superkrossi karikavõistluste V etapp

Sorted on Best Lap time

GAZ auto24ring www.auto24ring.ee 3,170 Km

GAZ - kvalifikatsioon - 2 ringi 12.05.2013 11:52

Qualifying started at 12:29:30

Pos	No.	Name	Nat	Race Team	Car	Best Tm	Diff
1	78	Antons DOLGOPOLOVS	LAT	Latvijas Antiko Autombilu klubs	GAZ 24	1:40.378	
2	8	Andrejs PAUPERS	LAT	SK Salaca-Salaca	GAZ 24	1:42.824	2.446
3	13	Normunds DOBUMS	LAT	929 Motors	GAZ 24	1:43.779	3.401
4	35	Ivar JANEKS	LAT	Doles Gulbji	GAZ 24	1:44.186	3.808
5	11	Italo ALSINS	LAT	AB Voldzinieki	GAZ 24	1:45.367	4.989
6	9	Margers PINKULIS	LAT	929 Motors	GAZ 24	1:45.518	5.140
7	25	Janis TOMSONS	LAT	929 Motors	GAZ 24	1:46.610	6.232
8	40	Valdis BELMERS	LAT	AB Voldzinieki	GAZ 24	1:46.904	6.526
9	31	Raivijs BRANCS	LAT	929 Motors	GAZ 24	1:50.207	9.829
10	67	Andris VEJINS	LAT	Doles Gulbji	GAZ 24	1:51.350	10.972
11	55	Guntis SKELE	LAT	Jantarnaja Volga	GAZ 24	1:52.189	11.811
12	59	Alar HERMANSON	EST	Erki Sport	GAZ 24	1:52.805	12.427
13	21	Harijs BLICAVS	LAT	Jap Factory	GAZ 24	1:56.385	16.007
14	17	Maris CIRULIS	LAT	Latvijas Antiko Autombilu klubs	GAZ 24	1:57.447	17.069
15	41	Vladislavs SVINKINS	LAT	Oil Racing Team	GAZ 24	1:58.871	18.493

Not classified

DNS	7	Janis MATULENS	LAT	Musu Volga	GAZ 24		
DNS	10	Arnis TOMSONS	LAT	Latvija Birgerai Selaspils	GAZ 24		

Superkrossi karikavõistluste V etapp

GAZ

auto24ring www.auto24ring.ee 3,170 Km

GAZ - kvalifikatsioon - 2 ringi

12.05.2013 11:52

Qualifying started at 12:29:30

Lap	Lap Tm	Diff	Time of Day
(78) Antons DOLGOPOLOVS			
1	1:40.378		12:33:11.937
(8) Andrejs PAUPERS			
1	1:42.824		12:34:23.576
(13) Normunds DOBUMS			
1	1:43.779		12:33:05.382
(35) Ivar JANEKS			
1	1:44.186		12:34:28.333
(11) Italo ALSINS			
1	1:45.367		12:34:30.412
(9) Margers PINKULIS			
1	1:45.518		12:33:18.443
(25) Janis TOMSONS			
1	1:46.610		12:33:46.752
(40) Valdis BELMERS			
1	1:46.904		12:33:09.478
(31) Raivijs BRANCS			
1	1:50.207		12:33:15.487
(67) Andris VEJINS			
1	1:51.350		12:34:44.344
(55) Guntis SKELE			
1	1:52.189		12:33:31.001
(59) Alar HERMANSON			
1	1:52.805		12:34:13.928
(21) Harijs BLICAVS			
1	1:56.385		12:33:46.746
(17) Maris CIRULIS			
1	1:57.447		12:34:55.692
(41) Vladislavs SVINKINS			
1	1:58.871		12:33:35.487

Lap	Lap Tm	Diff	Time of Day
-----	--------	------	-------------

Lap	Lap Tm	Diff	Time of Day
-----	--------	------	-------------

Superkrossi karikavõistluste V etapp

GAZ

auto24ring www.auto24ring.ee 3,170 Km

GAZ - kvalifikatsioon - 2 ringi

12.05.2013 11:52

Qualifying started at 12:29:30

POLE POSITION

Standing Start

1

1

78 Antons DOLGOPOLOVS
1:40.378
Latvijas Antiko Autombilu klubs

2

8 Andrejs PAUPERS
1:42.824
SK Salaca-Salaca

2

3

13 Normunds DOBUMS
1:43.779
929 Motors

4

35 Ivar JANEKS
1:44.186
Doles Gulbji

3

5

11 Italo ALSINS
1:45.367
AB Voldzinieki

6

9 Margers PINKULIS
1:45.518
929 Motors

4

7

25 Janis TOMSONS
1:46.610
929 Motors

8

40 Valdis BELMERS
1:46.904
AB Voldzinieki

5

9

31 Raivijs BRANCS
1:50.207
929 Motors

10

67 Andris VEJINS
1:51.350
Doles Gulbji

6

11

55 Guntis SKELE
1:52.189
Jantarnaja Volga

12

59 Alar HERMANSON
1:52.805
Erki Sport

7

13

21 Harijs BLICAVS
1:56.385
Jap Factory

14

17 Maris CIRULIS
1:57.447
Latvijas Antiko Autombilu klubs

8

15

41 Vladislavs SVINKINS
1:58.871
Oil Racing Team

16

7 Janis MATULENS

9

17

10 Arnis TOMSONS
Latvija Birgerai Selaspils

Musu Volga

Superkrossi karikavõistluste V etapp

Sorted on Laps

GAZ auto24ring www.auto24ring.ee 3,170 Km

GAZ - 1. võistlussõit - 10 ringi 12.05.2013 12:39

Race started at 14:50:33

Pos	No.	Name	Nat	Race Team	Car	Laps	Total Tm	Diff	Best Tm
1	78	Antons DOLGOPOLOVS	LAT	Latvijas Antiko Autombilu klubs	GAZ 24	10	17:24.358		1:41.819
2	13	Normunds DOBUMS	LAT	929 Motors	GAZ 24	10	17:28.967	4.609	1:43.994
3	35	Ivar JANEKS	LAT	Doles Gulbji	GAZ 24	10	17:29.314	4.956	1:43.398
4	8	Andrejs PAUPERS	LAT	SK Salaca-Salaca	GAZ 24	10	17:32.378	8.020	1:44.271
5	11	Italo ALSINS	LAT	AB Voldzinieki	GAZ 24	10	17:48.804	24.446	1:45.053
6	25	Janis TOMSONS	LAT	929 Motors	GAZ 24	10	18:06.970	42.612	1:46.312
7	31	Raivijs BRANCS	LAT	929 Motors	GAZ 24	10	18:34.256	1:09.898	1:47.647
8	67	Andris VEJINS	LAT	Doles Gulbji	GAZ 24	10	18:44.239	1:19.881	1:49.381
9	41	Vladislavs SVINKINS	LAT	Oil Racing Team	GAZ 24	10	18:45.328	1:20.970	1:49.362
10	9	Margers PINKULIS	LAT	929 Motors	GAZ 24	10	19:01.363	1:37.005	1:45.785
11	55	Guntis SKELE	LAT	Jantarnaja Volga	GAZ 24	10	19:02.033	1:37.675	1:51.497
12	21	Harijs BLICAVS	LAT	Jap Factory	GAZ 24	10	19:02.847	1:38.489	1:51.845
13	40	Valdis BELMERS	LAT	AB Voldzinieki	GAZ 24	9	16:57.555	1 Lap	1:47.417
14	17	Maris CIRULIS	LAT	Latvijas Antiko Autombilu klubs	GAZ 24	9	17:26.872	1 Lap	1:54.029

Not classified (75% = 8 Laps)

DNF	59	Alar HERMANSON	EST	Erki Sport	GAZ 24	2	3:55.983	DNF	1:53.984
DNF	10	Arnis TOMSONS	LAT	Latvija Birgerai Selaspils	GAZ 24		8.265	DNF	
DNS	7	Janis MATULENS	LAT	Musu Volga	GAZ 24		0.000	DNS	

Margin of Victory	Avg. Speed	Best Lap Tm	Best Spd	Best Lap by
4.609	109,273	1:41.819	112,081	78 - Antons DOLGOPOLOVS

Korraldus: MTÜ Erki Sport

Orbits

Võistluse juht: Peeter Raudsepp

Võistluse sekretär: Maris Mandre

Võistluse ajamõõtja: Asper Leppik

Printed: 13.05.2013 19:21:56



Superkrossi karikavõistluste V etapp

Lapchart

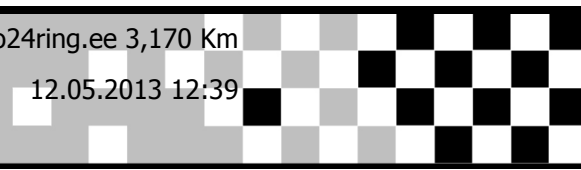
GAZ

auto24ring www.auto24ring.ee 3,170 Km

GAZ - 1. võistlussõit - 10 ringi

12.05.2013 12:39

Race started at 14:50:33



Competitors	Laps											
	0	1	2	3	4	5	6	7	8	9	10	
Antons DOLGOPOLOVS (78)	1	78	78	78	78	78	78	78	78	78	78	78
Andrejs PAUPERS (8)	2	8	13	13	13	13	13	13	13	13	13	13
Normunds DOBUMS (13)	3	13	8	8	8	8	35	35	35	35	35	35
Ivar JANEKS (35)	4	35	35	35	35	35	8	8	8	8	8	8
Margers PINKULIS (9)	5	9	11	11	11	11	11	11	11	11	11	11
Italo ALSINS (11)	6	11	9	9	9	9	9	9	25	25	25	25
Janis TOMSONS (25)	7	25	25	25	25	25	25	25	9	9	9	31
Andris VEJINS (67)	8	67	67	67	67	67	67	40	31	31	31	67
Raivijs BRANCS (31)	9	31	59	41	41	41	41	31	41	41	67	41
Alar HERMANSON (59)	10	59	31	31	31	31	40	41	67	67	41	9
Guntis SKELE (55)	11	55	41	59	40	40	31	67	40	40	40	55
Harijs BLICAVS (21)	12	21	55	55	55	55	55	55	55	55	55	21
Valdis BELMERS (40)	13	40	21	40	21	21	21	21	21	21	21	21
Maris CIRULIS (17)	14	17	17	21	17	17	17	17	17	17	17	17
Vladislavs SVINKINS (41)	15	41	40	17								
Arnis TOMSONS (10)	16	10										
Janis MATULENS (7)	17	7										

Superkrossi karikavõistluste V etapp

Sorted on Laps

GAZ auto24ring www.auto24ring.ee 3,170 Km

GAZ - 2. võistlussõit - 10 ringi 12.05.2013 17:30

Race (10 Laps) started at 17:42:43

Pos	No.	Name	Nat	Race Team	Car	Laps	Total Tm	Diff	Best Tm
1	78	Antons DOLGOPOLOVS	LAT	Latvijas Antiko Autombilu klubs	GAZ 24	10	17:01.277		1:40.028
2	13	Normunds DOBUMS	LAT	929 Motors	GAZ 24	10	17:22.902	21.625	1:42.838
3	8	Andrejs PAUPERS	LAT	SK Salaca-Salaca	GAZ 24	10	17:24.127	22.850	1:42.884
4	35	Ivar JANEKS	LAT	Doles Gulbji	GAZ 24	10	17:28.294	27.017	1:43.287
5	11	Italo ALSINS	LAT	AB Voldzinieki	GAZ 24	10	17:47.646	46.369	1:44.571
6	25	Janis TOMSONS	LAT	929 Motors	GAZ 24	10	18:01.833	1:00.556	1:46.532
7	40	Valdis BELMERS	LAT	AB Voldzinieki	GAZ 24	10	18:06.207	1:04.930	1:46.800
8	67	Andris VEJINS	LAT	Doles Gulbji	GAZ 24	10	18:18.822	1:17.545	1:47.616
9	41	Vladislavs SVINKINS	LAT	Oil Racing Team	GAZ 24	10	18:25.810	1:24.533	1:49.496
10	31	Raivijs BRANCS	LAT	929 Motors	GAZ 24	10	18:26.290	1:25.013	1:47.577
11	21	Harijs BLICAVS	LAT	Jap Factory	GAZ 24	9	17:02.651	1 Lap	1:51.571
12	55	Guntis SKELE	LAT	Jantarnaja Volga	GAZ 24	8	18:26.056	2 Laps	2:05.984
13	9	Margers PINKULIS	LAT	929 Motors	GAZ 24	8	18:55.775	2 Laps	1:50.172

Not classified (75% = 8 Laps)

17	Maris CIRULIS	LAT	Latvijas Antiko Autombilu klubs	GAZ 24		26.796	10 Laps	
DNS	7	Janis MATULENS	LAT	Musu Volga	GAZ 24	0.000	DNS	
DNS	10	Arnis TOMSONS	LAT	Latvija Birgerai Selaspils	GAZ 24	0.000	DNS	
DNS	59	Alar HERMANSON	EST	Erki Sport	GAZ 24	0.000	DNS	

Margin of Victory	Avg. Speed	Best Lap Tm	Best Spd	Best Lap by
21.625	111,742	1:40.028	114,088	78 - Antons DOLGOPOLOVS

Korraldus: MTÜ Erki Sport

Orbits

Võistluse juht: Peeter Raudsepp

Võistluse sekretär: Maris Mandre

Võistluse ajamõõtja: Asper Leppik

Printed: 13.05.2013 19:22:37



Superkrossi karikavõistluste V etapp

GAZ

auto24ring www.auto24ring.ee 3,170 Km

GAZ - 2. võistlussõit - 10 ringi

12.05.2013 17:30

Race (10 Laps) started at 17:42:43

Lap	Lap Tm	Diff	Time of Day
(78) Antons DOLGOPOLOVS			
1	1:46.367	+6.339	17:44:29.775
2	1:40.028		17:46:09.803
3	1:41.485	+1.457	17:47:51.288
4	1:41.885	+1.857	17:49:33.173
5	1:41.191	+1.163	17:51:14.364
6	1:42.535	+2.507	17:52:56.899
7	1:42.128	+2.100	17:54:39.027
8	1:41.707	+1.679	17:56:20.734
9	1:41.658	+1.630	17:58:02.392
10	1:42.293	+2.265	17:59:44.685

Lap	Lap Tm	Diff	Time of Day
(13) Normunds DOBUMS			
1	1:46.656	+3.818	17:44:31.684
2	1:42.838		17:46:14.522
3	1:43.897	+1.059	17:47:58.419
4	1:44.191	+1.353	17:49:42.610
5	1:44.705	+1.867	17:51:27.315
6	1:44.115	+1.277	17:53:11.430
7	1:44.076	+1.238	17:54:55.506
8	1:43.875	+1.037	17:56:39.381
9	1:43.496	+0.658	17:58:22.877
10	1:43.433	+0.595	18:00:06.310

Lap	Lap Tm	Diff	Time of Day
(8) Andrejs PAUPERS			
1	1:47.385	+4.501	17:44:33.169
2	1:44.005	+1.121	17:46:17.174
3	1:43.942	+1.058	17:48:01.116
4	1:43.396	+0.512	17:49:44.512
5	1:44.714	+1.830	17:51:29.226
6	1:43.769	+0.885	17:53:12.995
7	1:44.496	+1.612	17:54:57.491
8	1:42.884		17:56:40.375
9	1:43.217	+0.333	17:58:23.592
10	1:43.943	+1.059	18:00:07.535

Lap	Lap Tm	Diff	Time of Day
(35) Ivar JANEKS			
1	1:48.399	+5.112	17:44:32.765
2	1:43.968	+0.681	17:46:16.733
3	1:43.287		17:48:00.020
4	1:43.981	+0.694	17:49:44.001
5	1:44.818	+1.531	17:51:28.819
6	1:43.942	+0.655	17:53:12.761
7	1:46.924	+3.637	17:54:59.685
8	1:43.893	+0.606	17:56:43.578
9	1:44.238	+0.951	17:58:27.816
10	1:43.886	+0.599	18:00:11.702

Lap	Lap Tm	Diff	Time of Day
(11) Italo ALSINS			
1	1:50.010	+5.439	17:44:36.920
2	1:44.571		17:46:21.491
3	1:45.353	+0.782	17:48:06.844
4	1:44.758	+0.187	17:49:51.602
5	1:45.072	+0.501	17:51:36.674
6	1:45.414	+0.843	17:53:22.088
7	1:46.276	+1.705	17:55:08.364
8	1:47.543	+2.972	17:56:55.907
9	1:46.565	+1.994	17:58:42.472
10	1:48.582	+4.011	18:00:31.054

Lap	Lap Tm	Diff	Time of Day
(25) Janis TOMSONS			
1	1:50.368	+3.836	17:44:37.832
2	1:46.532		17:46:24.364
3	1:46.824	+0.292	17:48:11.188
4	1:46.663	+0.131	17:49:57.851

Lap	Lap Tm	Diff	Time of Day
5	1:47.093	+0.561	17:51:44.944
6	1:49.040	+2.508	17:53:33.984
7	1:47.264	+0.732	17:55:21.248
8	1:47.687	+1.155	17:57:08.935
9	1:47.444	+0.912	17:58:56.379
10	1:48.862	+2.330	18:00:45.241

Lap	Lap Tm	Diff	Time of Day
(40) Valdis BELMERS			
1	1:50.253	+3.453	17:44:38.374
2	1:46.800		17:46:25.174
3	1:47.738	+0.938	17:48:12.912
4	1:47.876	+1.076	17:50:00.788
5	1:48.029	+1.229	17:51:48.817
6	1:49.145	+2.345	17:53:37.962
7	1:47.409	+0.609	17:55:25.371
8	1:47.804	+1.004	17:57:13.175
9	1:47.570	+0.770	17:59:00.745
10	1:48.870	+2.070	18:00:49.615

Lap	Lap Tm	Diff	Time of Day
(67) Andris VEJINS			
1	1:54.103	+6.487	17:44:43.305
2	1:49.999	+2.383	17:46:33.304
3	1:49.436	+1.820	17:48:22.740
4	1:48.579	+0.963	17:50:11.319
5	1:48.993	+1.377	17:52:00.312
6	1:48.184	+0.568	17:53:48.496
7	1:47.684	+0.068	17:55:36.180
8	1:47.616		17:57:23.796
9	1:48.175	+0.559	17:59:11.971
10	1:50.259	+2.643	18:01:02.230

Lap	Lap Tm	Diff	Time of Day
(41) Vladislavs SVINKINS			
1	1:52.079	+2.583	17:44:40.687
2	1:49.511	+0.015	17:46:30.198
3	1:49.795	+0.299	17:48:19.993
4	1:49.829	+0.333	17:50:09.822
5	1:49.496		17:51:59.318
6	1:49.885	+0.389	17:53:49.203
7	1:49.839	+0.343	17:55:39.042
8	1:49.790	+0.294	17:57:28.832
9	1:50.688	+1.192	17:59:19.520
10	1:49.698	+0.202	18:01:09.218

Lap	Lap Tm	Diff	Time of Day
(31) Raivijs BRANCS			
1	1:54.396	+6.819	17:44:42.313
2	1:50.211	+2.634	17:46:32.524
3	1:51.125	+3.548	17:48:23.649
4	1:48.868	+1.291	17:50:12.517
5	1:48.874	+1.297	17:52:01.391
6	1:51.582	+4.005	17:53:52.973
7	1:51.060	+3.483	17:55:44.033
8	1:47.577		17:57:31.610
9	1:48.441	+0.864	17:59:20.051
10	1:49.647	+2.070	18:01:09.698

Lap	Lap Tm	Diff	Time of Day
(21) Harijs BLICAIS			
1	1:54.938	+3.367	17:44:44.998
2	1:51.571		17:46:36.569
3	1:56.128	+4.557	17:48:32.697
4	1:52.056	+0.485	17:50:24.753
5	1:52.121	+0.550	17:52:16.874
6	1:52.080	+0.509	17:54:08.954
7	1:52.495	+0.924	17:56:01.449
8	1:51.660	+0.089	17:57:53.109
9	1:52.950	+1.379	17:59:46.059

Lap	Lap Tm	Diff	Time of Day
(55) Guntis SKELE			
1	2:05.984		17:44:55.977
2	2:14.106	+8.122	17:47:10.083
3	2:16.717	+10.733	17:49:26.800
4	2:18.786	+12.802	17:51:45.586
5	2:18.933	+12.949	17:54:04.519
6	2:24.229	+18.245	17:56:28.748
7	2:23.224	+17.240	17:58:51.972
8	2:17.492	+11.508	18:01:09.464

Lap	Lap Tm	Diff	Time of Day
(9) Margers PINKULIS			
1	1:50.172		17:44:36.780
2	1:53.223	+3.051	17:46:30.003
3	1:53.277	+3.105	17:48:23.280
4	1:59.991	+9.819	17:50:23.271
5	2:04.185	+14.013	17:52:27.456
6	2:19.724	+29.552	17:54:47.180
7	2:37.080	+46.908	17:57:24.260
8	4:14.923	+2:24.751	18:01:39.183

Superkrossi karikavõistluste V etapp

Lapchart

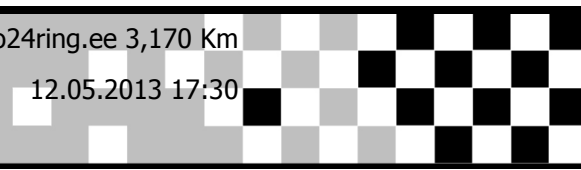
GAZ

auto24ring www.auto24ring.ee 3,170 Km

GAZ - 2. võistlussõit - 10 ringi

12.05.2013 17:30

Race (10 Laps) started at 17:42:43



Competitors	Laps										
	0	1	2	3	4	5	6	7	8	9	10
Antons DOLGOPOLOVS (78)	1	78	78	78	78	78	78	78	78	78	78
Ivar JANEKS (35)	2	35	13	13	13	13	13	13	13	13	13
Normunds DOBUMS (13)	3	13	35	35	35	35	35	8	8	8	8
Andrejs PAUPERS (8)	4	8	8	8	8	8	8	35	35	35	35
Margers PINKULIS (9)	5	9	9	11	11	11	11	11	11	11	11
Italo ALSINS (11)	6	11	11	25	25	25	25	25	25	25	25
Janis TOMSONS (25)	7	25	25	40	40	40	40	40	40	40	40
Raivijs BRANCS (31)	8	31	40	9	41	41	41	67	67	67	67
Valdis BELMERS (40)	9	40	41	41	67	67	67	41	41	41	41
Vladislavs SVINKINS (41)	10	41	31	31	9	31	31	31	31	31	31
Andris VEJINS (67)	11	67	67	67	31	9	21	21	21	21	21
Guntis SKELE (55)	12	55	21	21	21	21	9	9	9	55	
Harijs BLICAVS (21)	13	21	55	55	55	55	55	55	9		
Maris CIRULIS (17)	14	17									
Alar HERMANSON (59)	15	59									
Arnis TOMSONS (10)	16	10									
Janis MATULENS (7)	17	7									

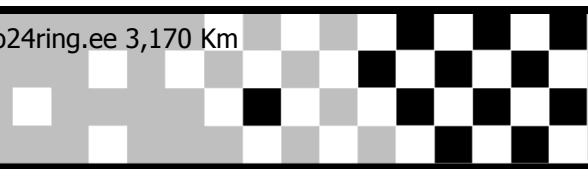


Superkrossi karikavõistluste V etapp

GAZ

auto24ring www.auto24ring.ee 3,170 Km

GAZ - 1 + 2 punktid



Pos	No.	Name	Race Team	Chassis	R1.	R2.	Total points
1	78	Antons DOLGOPOLOVS	Latvijas Antiko Autombilu klub	GAZ 24	1	1	2
2	13	Normunds DOBUMS	929 Motors	GAZ 24	2	2	4
3	8	Andrejs PAUPERS	SK Salaca-Salaca	GAZ 24	4	3	7
4	35	Ivar JANEKS	Doles Gulbji	GAZ 24	3	4	7
5	11	Italo ALSINS	AB Voldzinieki	GAZ 24	5	5	10
6	25	Janis TOMSONS	929 Motors	GAZ 24	6	6	12
7	67	Andris VEJINS	Doles Gulbji	GAZ 24	8	8	16
8	31	Raivis BRANCS	929 Motors	GAZ 24	7	10	17
9	41	Vladislavs SVINKINS	Oil Racing Team	GAZ 24	9	9	18
10	40	Valdis BELMERS	AB Voldzinieki	GAZ 24	13	7	20
11	21	Harijs BLICAVS	Jap Factory	GAZ 24	12	11	23
12	55	Guntis SKELE	Jantarnaja Volga	GAZ 24	11	12	23
13	9	Margers PINKULIS	929 Motors	GAZ 24	10	13	23
14	17	Maris CIRULIS	Latvijas Antiko Autombilu klub	GAZ 24	14	80	94
DNF	10	Arnis TOMSONS	Latvija Birgerai Selaspils	GAZ 24	80	90	170
DNF	59	Alar HERMANSON	Erki Sport	GAZ 24	80	90	170
DNS	7	Janis MATULENS	Musu Volga	GAZ 24	90	90	180



Superkrossi karikavõistluste V etapp

GAZ

auto24ring www.auto24ring.ee 3,170 Km

GAZ - päeva parimate ringiaegade edetabel

Pos	No.	Name	Race Team	Car	Overall BestTm	Diff	In Session
1	78	Antons DOLGOPOLOVS	Latvijas Antiko Autor	GAZ 24	1:40.028		GAZ - 2. võistlussõit - 10 ringi
2	8	Andrejs PAUPERS	SK Salaca-Salaca	GAZ 24	1:42.824	2.796	GAZ - kvalifikatsioon - 2 ringi
3	13	Normunds DOBUMS	929 Motors	GAZ 24	1:42.838	2.810	GAZ - 2. võistlussõit - 10 ringi
4	35	Ivar JANEKS	Doles Gulbji	GAZ 24	1:43.287	3.259	GAZ - 2. võistlussõit - 10 ringi
5	11	Italo ALSINS	AB Voldzinieki	GAZ 24	1:44.571	4.543	GAZ - 2. võistlussõit - 10 ringi
6	9	Margers PINKULIS	929 Motors	GAZ 24	1:45.518	5.490	GAZ - kvalifikatsioon - 2 ringi
7	25	Janis TOMSONS	929 Motors	GAZ 24	1:46.312	6.284	GAZ - 1. võistlussõit - 10 ringi
8	40	Valdis BELMERS	AB Voldzinieki	GAZ 24	1:46.800	6.772	GAZ - 2. võistlussõit - 10 ringi
9	31	Raivijs BRANCS	929 Motors	GAZ 24	1:47.577	7.549	GAZ - 2. võistlussõit - 10 ringi
10	67	Andris VEJINS	Doles Gulbji	GAZ 24	1:47.616	7.588	GAZ - 2. võistlussõit - 10 ringi
11	41	Vladislavs SVINKINS	Oil Racing Team	GAZ 24	1:49.362	9.334	GAZ - 1. võistlussõit - 10 ringi
12	7	Janis MATULENS	Musu Volga	GAZ 24	1:49.679	9.651	GAZ - treeningsõit
13	55	Guntis SKELE	Jantarnaja Volga	GAZ 24	1:51.497	11.469	GAZ - 1. võistlussõit - 10 ringi
14	21	Harijs BLICAVS	Jap Factory	GAZ 24	1:51.571	11.543	GAZ - 2. võistlussõit - 10 ringi
15	59	Alar HERMANSON	Erki Sport	GAZ 24	1:52.312	12.284	GAZ - treeningsõit
16	17	Maris CIRULIS	Latvijas Antiko Autor	GAZ 24	1:54.029	14.001	GAZ - 1. võistlussõit - 10 ringi
17	10	Arnis TOMSONS	Latvija Birgerai Selas	GAZ 24			GAZ - treeningsõit