

AUTO24RING - ERC, BaTCC, LRC, FINRace

Sorted on Best Lap time

Formel Scandic

Auto24ring www.auto24ring.ee 3,170 Km

Formel Scandic - Free practice - 25 minutes

10.05.2013 09:40

Practice started at 9:41:48

Pos	No.	Name	Nat	Race Team	Car	Best Tm	Diff
1	33	Martin RUMP	EST	Scuderia Nordica	Vormel Renault 2,0	1:21.919	
2	21	Nanci RISTLA	EST	Scuderia Nordica	Vormel Renault 2,0	1:23.539	1.620
3	11	Marcus Lukas KIISA	EST	Scuderia Nordica	Vormel Renault 2,0	1:25.491	3.572
4	77	Erko VALLBAUM	EST	M.K.E. Motorsport	Vormel Renault 2,0	1:26.307	4.388
5	22	Karl Gustav ANNUS	EST	Scuderia Nordica	Vormel Renault 2,0	1:27.800	5.881
6	78	Kaspar KALLASMAA	EST	ProRex Racing	Reynard 893	1:33.290	11.371

# AUTO24RING - ERC, BaTCC, LRC, FINRace

Formel Scandic

Auto24ring www.auto24ring.ee 3,170 Km

Formel Scandic - Free practice - 25 minutes

10.05.2013 09:40

Practice started at 9:41:48

Lap	Lap Tm	Diff	Time of Day	Lap	Lap Tm	Diff	Time of Day	Lap	Lap Tm	Diff	Time of Day
<b>(33) Martin RUMP</b>				2	1:33.981	+0.691	9:52:41.596				
1	2:08.402	+46.483	9:50:09.094	3	1:36.417	+3.127	9:54:18.013				
2	1:27.781	+5.862	9:51:36.875								
3	1:25.687	+3.768	9:53:02.562								
4	1:26.932	+5.013	9:54:29.494								
5	1:26.786	+4.867	9:55:56.280								
6	1:24.063	+2.144	9:57:20.343								
7	1:23.058	+1.139	9:58:43.401								
8	1:22.638	+0.719	10:00:06.039								
9	1:22.561	+0.642	10:01:28.600								
10	1:22.397	+0.478	10:02:50.997								
11	1:24.568	+2.649	10:04:15.565								
12	<b>1:21.919</b>		10:05:37.484								
<b>(21) Nanci RISTLA</b>											
1	2:15.503	+51.964	9:52:29.046								
2	1:25.072	+1.533	9:53:54.118								
3	1:26.216	+2.677	9:55:20.334								
p4	1:40.004	+16.465	9:57:00.338								
5	3:01.365	+1:37.826	10:00:01.703								
6	1:24.474	+0.935	10:01:26.177								
7	1:25.482	+1.943	10:02:51.659								
8	1:24.548	+1.009	10:04:16.207								
9	<b>1:23.539</b>		10:05:39.746								
<b>(11) Marcus Lukas KIISA</b>											
1	2:32.623	+1:07.132	9:49:03.867								
2	1:36.218	+10.727	9:50:40.085								
3	1:31.889	+6.398	9:52:11.974								
p4	3:55.741	+2:30.250	9:56:07.715								
5	1:41.250	+15.759	9:57:48.965								
6	1:28.481	+2.990	9:59:17.446								
7	1:26.315	+0.824	10:00:43.761								
8	<b>1:25.491</b>		10:02:09.252								
9	1:26.365	+0.874	10:03:35.617								
<b>(77) Erko VALLBAUM</b>											
1	1:30.899	+4.592	9:45:20.925								
p2	5:27.514	+4:01.207	9:50:48.439								
3	1:48.612	+22.305	9:52:37.051								
4	1:31.666	+5.359	9:54:08.717								
5	1:29.540	+3.233	9:55:38.257								
6	1:27.250	+0.943	9:57:05.507								
7	1:27.375	+1.068	9:58:32.882								
p8	2:13.265	+46.958	10:00:46.147								
9	1:39.032	+12.725	10:02:25.179								
10	<b>1:26.307</b>		10:03:51.486								
11	1:27.417	+1.110	10:05:18.903								
<b>(22) Karl Gustav ANNUS</b>											
1	2:10.497	+42.697	9:48:05.799								
2	1:34.787	+6.987	9:49:40.586								
3	1:33.038	+5.238	9:51:13.624								
4	1:31.228	+3.428	9:52:44.852								
5	1:31.778	+3.978	9:54:16.630								
p6	2:21.388	+53.588	9:56:38.018								
7	1:44.306	+16.506	9:58:22.324								
8	1:30.795	+2.995	9:59:53.119								
9	1:29.895	+2.095	10:01:23.014								
10	<b>1:27.800</b>		10:02:50.814								
11	1:29.097	+1.297	10:04:19.911								
12	1:31.944	+4.144	10:05:51.855								
<b>(78) Kaspar KALLASMAA</b>											
1	<b>1:33.290</b>		9:51:07.615								

AUTO24RING - ERC, BaTCC, LRC, FINRace

Sorted on Best Lap time

Formel Scandic

Auto24ring www.auto24ring.ee 3,170 Km

Formel Scandic - Qualification - 20 minutes

10.05.2013 13:15

Qualifying started at 13:18:02

Pos	No.	Name	Nat	Race Team	Car	Best Tm	Diff
1	33	Martin RUMP	EST	Scuderia Nordica	Vormel Renault 2,0	1:12.670	
2	11	Marcus Lukas KIISA	EST	Scuderia Nordica	Vormel Renault 2,0	1:12.995	0.325
3	21	Nanci RISTLA	EST	Scuderia Nordica	Vormel Renault 2,0	1:14.331	1.661
4	77	Erko VALLBAUM	EST	M.K.E. Motorsport	Vormel Renault 2,0	1:14.819	2.149
5	78	Kaspar KALLASMAA	EST	ProRex Racing	Reynard 893	1:15.273	2.603
6	22	Karl Gustav ANNUS	EST	Scuderia Nordica	Vormel Renault 2,0	1:15.604	2.934

# AUTO24RING - ERC, BaTCC, LRC, FINRace

Formel Scandic

Auto24ring www.auto24ring.ee 3,170 Km

Formel Scandic - Qualification - 20 minutes

10.05.2013 13:15

Qualifying started at 13:18:02

Lap	Lap Tm	Diff	Time of Day
<b>(33) Martin RUMP</b>			
1	1:52.653	+39.983	13:24:16.513
2	1:20.233	+7.563	13:25:36.746
3	1:14.790	+2.120	13:26:51.536
4	1:13.205	+0.535	13:28:04.741
5	1:18.501	+5.831	13:29:23.242
6	1:12.841	+0.171	13:30:36.083
7	<b>1:12.670</b>		13:31:48.753
p8	2:27.679	+1:15.009	13:34:16.432

Lap	Lap Tm	Diff	Time of Day
<b>(11) Marcus Lukas KIISA</b>			
1	1:19.385	+6.390	13:20:49.370
2	1:15.506	+2.511	13:22:04.876
3	1:14.936	+1.941	13:23:19.812
4	1:24.636	+11.641	13:24:44.448
5	1:14.890	+1.895	13:25:59.338
6	1:20.071	+7.076	13:27:19.409
7	1:13.801	+0.806	13:28:33.210
8	1:13.382	+0.387	13:29:46.592
9	<b>1:12.995</b>		13:30:59.587
p10	2:21.593	+1:08.598	13:33:21.180

Lap	Lap Tm	Diff	Time of Day
<b>(21) Nanci RISTLA</b>			
1	1:19.854	+5.523	13:20:43.573
2	1:18.032	+3.701	13:22:01.605
3	1:17.274	+2.943	13:23:18.879
4	1:28.586	+14.255	13:24:47.465
5	1:16.086	+1.755	13:26:03.551
6	1:16.768	+2.437	13:27:20.319
7	1:15.849	+1.518	13:28:36.168
p8	2:07.148	+52.817	13:30:43.316
9	1:32.971	+18.640	13:32:16.287
10	1:15.067	+0.736	13:33:31.354
11	1:14.835	+0.504	13:34:46.189
12	1:14.669	+0.338	13:36:00.858
13	<b>1:14.331</b>		13:37:15.189
14	1:14.505	+0.174	13:38:29.694

Lap	Lap Tm	Diff	Time of Day
<b>(77) Erko VALLBAUM</b>			
1	1:17.053	+2.234	13:20:56.592
2	1:16.364	+1.545	13:22:12.956
3	1:15.454	+0.635	13:23:28.410
4	1:16.537	+1.718	13:24:44.947
5	<b>1:14.819</b>		13:25:59.766
6	1:16.303	+1.484	13:27:16.069
p7	3:11.658	+1:56.839	13:30:27.727
8	1:27.030	+12.211	13:31:54.757
9	1:15.162	+0.343	13:33:09.919
10	1:16.050	+1.231	13:34:25.969
11	1:15.565	+0.746	13:35:41.534
12	1:14.964	+0.145	13:36:56.498
13	1:15.253	+0.434	13:38:11.751

Lap	Lap Tm	Diff	Time of Day
<b>(78) Kaspar KALLASMAA</b>			
1	1:20.681	+5.408	13:21:14.341
2	1:19.117	+3.844	13:22:33.458
3	1:17.399	+2.126	13:23:50.857
4	1:18.337	+3.064	13:25:09.194
5	1:16.656	+1.383	13:26:25.850
6	1:16.719	+1.446	13:27:42.569
7	<b>1:15.273</b>		13:28:57.842
8	1:16.030	+0.757	13:30:13.872
9	1:16.230	+0.957	13:31:30.102
10	1:21.801	+6.528	13:32:51.903

Lap	Lap Tm	Diff	Time of Day
<b>(22) Karl Gustav ANNUS</b>			
1	1:19.053	+3.449	13:20:51.451
2	1:18.179	+2.575	13:22:09.630
3	1:16.106	+0.502	13:23:25.736
4	1:17.582	+1.978	13:24:43.318
5	<b>1:15.604</b>		13:25:58.922
p6	2:58.687	+1:43.083	13:28:57.609
7	1:31.044	+15.440	13:30:28.653
8	1:16.319	+0.715	13:31:44.972
9	1:15.724	+0.120	13:33:00.696

AUTO24RING - ERC, BaTCC, LRC, FINRace


Formel Scandic

Auto24ring www.auto24ring.ee 3,170 Km

Formel Scandic - Qualification - 20 minutes

10.05.2013 13:15

Qualifying started at 13:18:02



POLE POSITION

**Standing Start**

**1**

**1**

**33 Martin RUMP**  
1:12.670  
Scuderia Nordica

**2**

**11 Marcus Lukas KIISA**  
1:12.995  
Scuderia Nordica

**2**

**3**

**21 Nanci RISTLA**  
1:14.331  
Scuderia Nordica

**4**

**77 Erko VALLBAUM**  
1:14.819  
M.K.E. Motorsport

**3**

**5**

**78 Kaspar KALLASMAA**  
1:15.273  
ProRex Racing

**6**

**22 Karl Gustav ANNUS**  
1:15.604  
Scuderia Nordica

**AUTO24RING - ERC, BaTCC, LRC, FINRace**
**Sorted on Laps**

Formel Scandic

Auto24ring www.auto24ring.ee 3,170 Km

Formel Scandic - 1st race 18 minutes

11.05.2013 11:40

Race started at 11:41:24

Pos	No.	Name	Nat	Race Team	Chassis	Laps	Total Tm	Diff	Best Tm
1	33	Martin RUMP	EST	Scuderia Nordica	Vormel Renault 2,0	15	18:21.776		1:11.988
2	11	Marcus Lukas KIISA	EST	Scuderia Nordica	Vormel Renault 2,0	15	18:43.857	22.081	1:13.775
3	77	Erko VALLBAUM	EST	M.K.E. Motorsport	Vormel Renault 2,0	15	19:21.648	59.872	1:16.351
4	22	Karl Gustav ANNUS	EST	Scuderia Nordica	Vormel Renault 2,0	15	19:32.809	:11.033	1:16.120
5	78	Kaspar KALLASMAA	EST	ProRex Racing	Reynard 893	15	19:32.937	:11.161	1:15.198
6	21	Nanci RISTLA	EST	Scuderia Nordica	Vormel Renault 2,0	13	18:42.260	2 Laps	1:15.697

**Announcements**

Kell 11.25 raja temperatuur 17,1 kraadi

Margin of Victory	Avg. Speed	Best Lap Tm	Best Spd	Best Lap by
22.081	155,367	1:11.988	158,526	33 - Martin RUMP

Organiser: A2 Management MTÜ

Orbits

Clerk of the Course: Raul Koov

Secretary of Competitions: Piret Koov

Head Timekeeper: Asper Leppik

Printed: 11.05.2013 22:51:33

# AUTO24RING - ERC, BaTCC, LRC, FINRace

Formel Scandic

Auto24ring www.auto24ring.ee 3,170 Km

Formel Scandic - 1st race 18 minutes

11.05.2013 11:40

Race started at 11:41:24

Lap	Lap Tm	Diff	Time of Day
<b>(33) Martin RUMP</b>			
1	1:19.242	+7.254	11:42:43.657
2	1:14.860	+2.872	11:43:58.517
3	1:14.137	+2.149	11:45:12.654
4	1:13.889	+1.901	11:46:26.543
5	1:13.185	+1.197	11:47:39.728
6	1:12.769	+0.781	11:48:52.497
7	1:12.615	+0.627	11:50:05.112
8	1:12.297	+0.309	11:51:17.409
9	1:12.306	+0.318	11:52:29.715
10	1:12.027	+0.039	11:53:41.742
11	1:12.376	+0.388	11:54:54.118
12	1:12.293	+0.305	11:56:06.411
13	1:12.156	+0.168	11:57:18.567
14	<b>1:11.988</b>		11:58:30.555
15	1:15.636	+3.648	11:59:46.191

Lap	Lap Tm	Diff	Time of Day
<b>(11) Marcus Lukas KIISA</b>			
1	1:18.972	+5.197	11:42:44.201
2	1:15.480	+1.705	11:43:59.681
3	1:15.304	+1.529	11:45:14.985
4	1:14.635	+0.860	11:46:29.620
5	1:14.218	+0.443	11:47:43.838
6	<b>1:13.775</b>		11:48:57.613
7	1:14.853	+1.078	11:50:12.466
8	1:14.827	+1.052	11:51:27.293
9	1:13.877	+0.102	11:52:41.170
10	1:13.803	+0.028	11:53:54.973
11	1:14.364	+0.589	11:55:09.337
12	1:14.816	+1.041	11:56:24.153
13	1:14.464	+0.689	11:57:38.617
14	1:15.255	+1.480	11:58:53.872
15	1:14.400	+0.625	12:00:08.272

Lap	Lap Tm	Diff	Time of Day
<b>(77) Erko VALLBAUM</b>			
1	1:20.088	+3.737	11:42:46.179
2	1:16.673	+0.322	11:44:02.852
3	1:18.192	+1.841	11:45:21.044
4	1:17.166	+0.815	11:46:38.210
5	1:16.738	+0.387	11:47:54.948
6	1:16.597	+0.246	11:49:11.545
7	1:17.341	+0.990	11:50:28.886
8	1:17.034	+0.683	11:51:45.920
9	1:16.467	+0.116	11:53:02.387
10	1:16.876	+0.525	11:54:19.263
11	1:16.550	+0.199	11:55:35.813
12	<b>1:16.351</b>		11:56:52.164
13	1:17.987	+1.636	11:58:10.151
14	1:18.337	+1.986	11:59:28.488
15	1:17.575	+1.224	12:00:46.063

Lap	Lap Tm	Diff	Time of Day
<b>(22) Karl Gustav ANNUS</b>			
1	1:22.423	+6.303	11:42:49.203
2	1:19.446	+3.326	11:44:08.649
3	1:19.490	+3.370	11:45:28.139
4	1:18.069	+1.949	11:46:46.208
5	1:18.321	+2.201	11:48:04.529
6	1:17.997	+1.877	11:49:22.526
7	1:17.740	+1.620	11:50:40.266
8	1:18.138	+2.018	11:51:58.404
9	1:17.141	+1.021	11:53:15.545
10	1:17.534	+1.414	11:54:33.079
11	1:17.389	+1.269	11:55:50.468
12	1:17.236	+1.116	11:57:07.704
13	1:16.445	+0.325	11:58:24.149

Lap	Lap Tm	Diff	Time of Day
14	<b>1:16.120</b>		11:59:40.269
15	1:16.955	+0.835	12:00:57.224

Lap	Lap Tm	Diff	Time of Day
<b>(78) Kaspar KALLASMAA</b>			
1	1:19.983	+4.785	11:42:46.565
2	1:40.072	+24.874	11:44:26.637
3	1:18.064	+2.866	11:45:44.701
4	1:16.836	+1.638	11:47:01.537
5	1:16.036	+0.838	11:48:17.573
6	1:16.733	+1.535	11:49:34.306
7	1:16.721	+1.523	11:50:51.027
8	1:16.264	+1.066	11:52:07.291
9	<b>1:15.198</b>		11:53:22.489
10	1:16.034	+0.836	11:54:38.523
11	1:15.578	+0.380	11:55:54.101
12	1:15.492	+0.294	11:57:09.593
13	1:15.262	+0.064	11:58:24.855
14	1:15.637	+0.439	11:59:40.492
15	1:16.860	+1.662	12:00:57.352

Lap	Lap Tm	Diff	Time of Day
<b>(21) Nanci RISTLA</b>			
1	1:19.948	+4.251	11:42:45.825
2	1:16.060	+0.363	11:44:01.885
3	1:15.958	+0.261	11:45:17.843
4	1:16.305	+0.608	11:46:34.148
5	<b>1:15.697</b>		11:47:49.845
6	1:16.411	+0.714	11:49:06.256
7	1:19.886	+4.189	11:50:26.142
8	1:24.091	+8.394	11:51:50.233
9	1:28.799	+13.102	11:53:19.032
10	1:37.440	+21.743	11:54:56.472
11	1:37.537	+21.840	11:56:34.009
12	1:43.562	+27.865	11:58:17.571
13	1:49.104	+33.407	12:00:06.675

AUTO24RING - ERC, BaTCC, LRC, FINRace

Lapchart

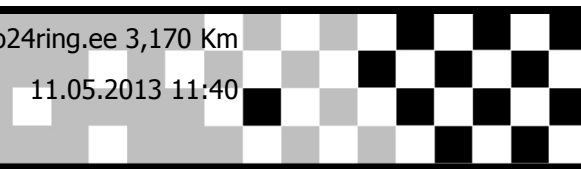
Formel Scandic

Auto24ring www.auto24ring.ee 3,170 Km

Formel Scandic - 1st race 18 minutes

11.05.2013 11:40

Race started at 11:41:24



Competitors	Laps															
	0	1	2	3	4	5	6	7	8	9	10	11	12	13	14	15
Martin RUMP (33)	1	33	33	33	33	33	33	33	33	33	33	33	33	33	33	33
Marcus Lukas KIISA (11)	2	11	11	11	11	11	11	11	11	11	11	11	11	11	11	11
Nanci RISTLA (21)	3	21	21	21	21	21	21	21	77	77	77	77	77	77	77	77
Erko VALLBAUM (77)	4	77	77	77	77	77	77	77	21	22	22	22	22	22	22	22
Kaspar KALLASMAA (78)	5	78	78	22	22	22	22	22	22	21	78	78	78	78	78	78
Karl Gustav ANNUS (22)	6	22	22	78	78	78	78	78	78	78	21	21	21	21		



**AUTO24RING - ERC, BaTCC, LRC, FINRace**
**Sorted on Laps**

Formel Scandic

Auto24ring www.auto24ring.ee 3,170 Km

Formel Scandic - 2nd race 18 minutes

11.05.2013 16:20

Race started at 16:19:36

Pos	No.	Name	Nat	Race Team	Chassis	Laps	Total Tm	Diff	Best Tm
1	33	Martin RUMP	EST	Scuderia Nordica	Vormel Renault 2,0	15	18:10.884		1:11.579
2	11	Marcus Lukas KIISA	EST	Scuderia Nordica	Vormel Renault 2,0	15	18:34.809	23.925	1:13.208
3	21	Nanci RISTLA	EST	Scuderia Nordica	Vormel Renault 2,0	15	18:51.839	40.955	1:14.055
4	78	Kaspar KALLASMAA	EST	ProRex Racing	Reynard 893	15	18:54.202	43.318	1:13.676
5	77	Erko VALLBAUM	EST	M.K.E. Motorsport	Vormel Renault 2,0	14	18:32.097	1 Lap	1:14.687
6	22	Karl Gustav ANNUS	EST	Scuderia Nordica	Vormel Renault 2,0	12	19:26.087	3 Laps	1:17.237

**Announcements**

Kell 16.35 raja temperatuur 19,8 kraadi

Nr. 33 Martin Rump - uus auto24ringi ringirekord 1:11.579

Margin of Victory	Avg. Speed	Best Lap Tm	Best Spd	Best Lap by
23.925	156,919	1:11.579	159,432	33 - Martin RUMP

Organiser: A2 Management MTÜ

Orbits

Clerk of the Course: Raul Koov

Secretary of Competitions: Piret Koov

Head Timekeeper: Asper Leppik

Printed: 11.05.2013 22:52:17

# AUTO24RING - ERC, BaTCC, LRC, FINRace

Formel Scandic

Auto24ring www.auto24ring.ee 3,170 Km

Formel Scandic - 2nd race 18 minutes

11.05.2013 16:20

Race started at 16:19:36

Lap	Lap Tm	Diff	Time of Day
<b>(33) Martin RUMP</b>			
1	1:17.607	+6.028	16:20:53.932
2	1:13.825	+2.246	16:22:07.757
3	1:12.887	+1.308	16:23:20.644
4	1:12.656	+1.077	16:24:33.300
5	1:13.179	+1.600	16:25:46.479
6	1:12.173	+0.594	16:26:58.652
7	1:12.287	+0.708	16:28:10.939
8	1:12.314	+0.735	16:29:23.253
9	1:12.284	+0.705	16:30:35.537
10	1:11.980	+0.401	16:31:47.517
11	1:12.094	+0.515	16:32:59.611
12	1:11.700	+0.121	16:34:11.311
13	1:11.633	+0.054	16:35:22.944
14	<b>1:11.579</b>		16:36:34.523
15	1:12.686	+1.107	16:37:47.209

<b>(11) Marcus Lukas KIISA</b>			
1	1:18.279	+5.071	16:20:54.997
2	1:14.995	+1.787	16:22:09.992
3	1:14.005	+0.797	16:23:23.997
4	1:13.265	+0.057	16:24:37.262
5	1:13.974	+0.766	16:25:51.236
6	1:13.822	+0.614	16:27:05.058
7	1:13.290	+0.082	16:28:18.348
8	1:15.313	+2.105	16:29:33.661
9	1:13.461	+0.253	16:30:47.122
10	1:13.543	+0.335	16:32:00.665
11	1:16.107	+2.899	16:33:16.772
12	1:13.677	+0.469	16:34:30.449
13	1:13.867	+0.659	16:35:44.316
14	1:13.610	+0.402	16:36:57.926
15	<b>1:13.208</b>		16:38:11.134

<b>(21) Nanci RISTLA</b>			
1	1:18.699	+4.644	16:20:56.280
2	1:16.555	+2.500	16:22:12.835
3	1:16.165	+2.110	16:23:29.000
4	1:16.093	+2.038	16:24:45.093
5	1:15.543	+1.488	16:26:00.636
6	1:15.523	+1.468	16:27:16.159
7	1:15.827	+1.772	16:28:31.986
8	1:14.775	+0.720	16:29:46.761
9	1:14.537	+0.482	16:31:01.298
10	1:14.672	+0.617	16:32:15.970
11	<b>1:14.055</b>		16:33:30.025
12	1:14.098	+0.043	16:34:44.123
13	1:14.060	+0.005	16:35:58.183
14	1:14.739	+0.684	16:37:12.922
15	1:15.242	+1.187	16:38:28.164

<b>(78) Kaspar KALLASMAA</b>			
1	1:21.276	+7.600	16:21:02.837
2	1:16.417	+2.741	16:22:19.254
3	1:15.699	+2.023	16:23:34.953
4	1:15.561	+1.885	16:24:50.514
5	1:14.931	+1.255	16:26:05.445
6	1:15.564	+1.888	16:27:21.009
7	1:15.380	+1.704	16:28:36.389
8	1:14.652	+0.976	16:29:51.041
9	1:14.554	+0.878	16:31:05.595
10	1:14.597	+0.921	16:32:20.192
11	1:14.269	+0.593	16:33:34.461
12	1:14.599	+0.923	16:34:49.060
13	1:14.044	+0.368	16:36:03.104

Lap	Lap Tm	Diff	Time of Day
14	1:13.747	+0.071	16:37:16.851
15	<b>1:13.676</b>		16:38:30.527

<b>(77) Erko VALLBAUM</b>			
1	2:08.571	+53.884	16:21:46.823
2	1:16.885	+2.198	16:23:03.708
3	1:16.082	+1.395	16:24:19.790
4	1:15.681	+0.994	16:25:35.471
5	1:16.306	+1.619	16:26:51.777
6	1:15.289	+0.602	16:28:07.066
7	1:15.579	+0.892	16:29:22.645
8	1:16.428	+1.741	16:30:39.073
9	1:15.367	+0.680	16:31:54.440
10	1:14.876	+0.189	16:33:09.316
11	1:14.808	+0.121	16:34:24.124
12	1:14.868	+0.181	16:35:38.992
13	<b>1:14.687</b>		16:36:53.679
14	1:14.743	+0.056	16:38:08.422

<b>(22) Karl Gustav ANNUS</b>			
p1	4:36.325	+3:19.088	16:24:14.434
2	1:37.609	+20.372	16:25:52.043
3	1:21.562	+4.325	16:27:13.605
4	1:21.263	+4.026	16:28:34.868
5	1:21.100	+3.863	16:29:55.968
6	1:18.239	+1.002	16:31:14.207
7	1:17.668	+0.431	16:32:31.875
8	<b>1:17.237</b>		16:33:49.112
9	1:18.459	+1.222	16:35:07.571
10	1:18.889	+1.652	16:36:26.460
11	1:17.881	+0.644	16:37:44.341
12	1:18.071	+0.834	16:39:02.412

AUTO24RING - ERC, BaTCC, LRC, FINRace

Lapchart

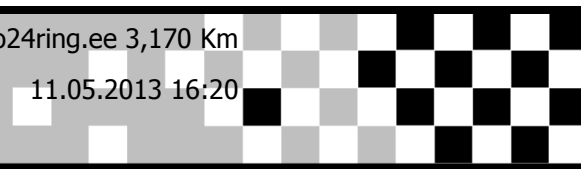
Formel Scandic

Auto24ring www.auto24ring.ee 3,170 Km

Formel Scandic - 2nd race 18 minutes

11.05.2013 16:20

Race started at 16:19:36



Competitors	Laps															
	0	1	2	3	4	5	6	7	8	9	10	11	12	13	14	15
Martin RUMP (33)	1	33	33	33	33	33	33	33	33	33	33	33	33	33	33	33
Marcus Lukas KIISA (11)	2	11	11	11	11	11	11	11	11	11	11	11	11	11	11	11
Nanci RISTLA (21)	3	21	21	21	21	21	21	21	21	21	21	21	21	21	21	21
Karl Gustav ANNUS (22)	4	22	78	78	78	78	78	78	78	78	78	78	78	78	78	78
Erko VALLBAUM (77)	5	77	77	77	77	77	77	77	77	77	77	77	77	77	77	77
Kaspar KALLASMAA (78)	6	78	22	22	22	22	22	22	22	22	22	22	22	22	22	22