



## **OLEREX ESTONIAN RALLYCROSS CHAMPIONSHIP V ROUND**

**Piiraja rallycross track, Estonia**

**03.09.2011**

**Timing and results by EAL Timing**



**<http://www.mylaps.ee>**





**Track name:** Piiroja Rallycross track

**Track Length:** 1080 m Width: 10-14 m

**Turns:** 7 (1 left; 6 right)

**Track Direction:** clockwise

**Track address:** Alastvere village, Põltsamaa parish, Estonia

**Web:** <http://www.nabaeestiponevuskeskus.eu>

**Time zone:** GMT +1

**Track records:**

### **Division 1**

45,745 Sten Oja, EST, Mitsubishi Lancer EVO VI, Yellow Racing 03.09.2011

### **ERK 2000**

48,566 Martins Porietis, LAT, Volkswagen Golf III 09.07.2011

### **RWD**

48,911 Ilgonis Kruminis, LAT, BMW 318 09.07.2011

### **Division 1A**

50,132 Andre Kurg, EST, Lada Samara, Ligur Racing 03.09.2011

### **ERK Juunior**

53,413 Sander Miljand, EST, Volkswagen Golf II, Yellow Racing 03.09.2011


**OLEREX Eesti MV V etapp rallikrossis**
**Sorted on Best Lap time**

Warm up

Piiroja Rallycross Track 1,080 Km

Division1,Division1A,ERK 2000,ERK Juunior,RWD

3.09.2011 08:15

Practice started at 8:49:41

Pos	No.	Name	Nat	Entrant/Race Team	Make	Best Tm	Diff	Gap	In Lap	Laps	Best Speed
<b>Division 1</b>											
1	55	Valdur Reinsalu	EST	Reinsalu Sport	Ford Fiesta	47.327			7	7	82,152
2	9	Sten Oja	EST	Yellow Racing	Mitsubishi Lancer EVO VI	47.634	0.307	0.307	5	7	81,622
3	4	Pait Reiman	EST	G.M. Racing	Mitsubishi Lancer EVO VI	48.509	1.182	0.875	6	7	80,150
4	12	Sten Karuks	EST	Yellow Racing	Ford Escort RS Cosworth	49.214	1.887	0.705	3	7	79,002
5	10	Helmet Palm	EST	Märjamaa Rally Team	Mitsubishi Lancer EVO VI	49.614	2.287	0.400	5	6	78,365
6	7	Andri Õun	EST	Reinsalu Sport	Skoda Fabia WRC	49.756	2.429	0.142	6	7	78,141
<b>Division 1A</b>											
1	6	Janno Ligur	EST	Ligur Racing	Lada Samara	50.653			7	7	76,758
2	7	Arvo Kask	EST	Yellow Racing	Volkswagen Golf II	51.512	0.859	0.859	2	3	75,478
3	3	Sander Palmiste	EST	Ligur Racing	Volkswagen Golf II	51.655	1.002	0.143	6	7	75,269
4	8	Sander Roosimaa	EST	Yellow Racing	Volkswagen Golf II	52.102	1.449	0.447	2	5	74,623
5	10	Andre Kurg	EST	Ligur Racing	Lada Samara	52.630	1.977	0.528	6	7	73,874
6	9	Artur Metsare	EST	Märjamaa Rally Team	Lada Samara	53.112	2.459	0.482	3	7	73,204
7	13	Aivo Ojala	EST	Yellow Racing	Lada Samara	53.228	2.575	0.116	7	7	73,044
8	11	Imre Karu	EST	Yellow Racing	Lada Samara	53.698	3.045	0.470	7	7	72,405
9	16	Erki Külvi	EST	ProRex Racing	Honda Civic	58.007	7.354	4.309	3	3	67,026
<b>ERK 2000</b>											
1	6	Silver Havamaa	EST	Erki Sport	Honda Civic Type-R	50.248			6	7	77,376
2	5	Alvar Kuusik	EST	Yellow Racing	Volkswagen Golf II	51.733	1.485	1.485	2	7	75,155
3	18	Priit Rebane	EST	G.M. Racing	Mitsubishi Colt	51.962	1.714	0.229	5	7	74,824
4	10	Reinis Nitiss	LAT	SKN Sports	Volkswagen Golf III	52.249	2.001	0.287	1	5	74,413
5	2	Toomas Lõhmus	EST	Ligur Racing	Nissan Sunny GTI	52.578	2.330	0.329	6	7	73,947
<b>ERK juunior</b>											
1	17N	Sander Miljand	EST	Yellow Racing	Volkswagen Golf II	53.859			2	7	72,188
2	20N	Andre Teder	EST	Ligur Racing	Volkswagen Golf II	56.261	2.402	2.402	5	7	69,106
3	19N	Marten Teppan	EST	Talvar Racing	Lada 2105	58.356	4.497	2.095	7	7	66,626
<b>RWD</b>											
1	11	Rommi Pukk	EST	Ligur Racing	BMW 318	50.814			6	7	76,514
2	3	Kalmer Vaht	EST	Erki Sport	Lada 2101	51.067	0.253	0.253	2	3	76,135
3	5	Kevo Kärp	EST	Ligur Racing	Lada 2101	51.858	1.044	0.791	3	7	74,974
4	6	Siim Sündema	EST	LaitseRallyPark	BMW 328	52.016	1.202	0.158	6	7	74,746
5	2	Sten Suvemaa	EST	LaitseRallyPark	BMW M3	52.061	1.247	0.045	6	7	74,682



# OLEREX Eesti MV V etapp rallikrossis

Warm up

Piiraja Rallycross Track 1,080 Km

Division1, Division1A, ERK 2000, ERK Juunior, RWD

3.09.2011 08:15

Practice started at 8:49:41

Lap	Lap Tm	Diff	Time of Day
<b>(55) Valdur Reinsalu</b>			
1	48.991	+1.664	9:15:10.994
2	48.202	+0.875	9:15:59.196
3	3:44.199	+2:56.872	9:19:43.395
4	40:38.583	+39:51.256	10:00:21.978
5	48.453	+1.126	10:01:10.431
6	48.047	+0.720	10:01:58.478
7	<b>47.327</b>		10:02:45.805
<b>(9) Sten Oja</b>			
1	51.296	+3.662	9:36:46.948
2	49.851	+2.217	9:37:36.799
3	50.003	+2.369	9:38:26.802
4	21:32.074	+20:44.440	9:59:58.876
5	<b>47.634</b>		10:00:46.510
6	48.941	+1.307	10:01:35.451
7	49.371	+1.737	10:02:24.822
<b>(4) Pait Reiman</b>			
1	49.973	+1.464	9:56:34.958
2	49.535	+1.026	9:57:24.493
3	48.988	+0.479	9:58:13.481
4	5:36.491	+4:47.982	10:03:49.972
5	49.073	+0.564	10:04:39.045
6	<b>48.509</b>		10:05:27.554
7	49.265	+0.756	10:06:16.819
<b>(12) Sten Karuks</b>			
1	49.894	+0.680	9:28:05.620
2	51.583	+2.369	9:28:57.203
3	<b>49.214</b>		9:29:46.417
4	1:32.623	+43.409	9:31:19.040
5	49.655	+0.441	9:32:08.695
6	50.949	+1.735	9:32:59.644
7	49.722	+0.508	9:33:49.366
<b>(10) Helmet Palm</b>			
1	50.667	+1.053	9:47:05.110
2	51.698	+2.084	9:47:56.808
3	58.495	+8.881	9:48:55.303
4	26:09.384	+25:19.770	10:15:04.687
5	<b>49.614</b>		10:15:54.301
6	58.291	+8.677	10:16:52.592
<b>(7) Andri Õun</b>			
1	52.124	+2.368	9:27:57.602
2	53.204	+3.448	9:28:50.806
3	50.930	+1.174	9:29:41.736
4	33:59.816	+33:10.060	10:03:41.552
5	51.198	+1.442	10:04:32.750
6	<b>49.756</b>		10:05:22.506
7	49.982	+0.226	10:06:12.488
<b>(6) Silver Havamaa</b>			
1	51.360	+1.112	9:47:14.693
2	50.491	+0.243	9:48:05.184
3	52.664	+2.416	9:48:57.848
4	6:55.484	+6:05.236	9:55:53.332
5	50.828	+0.580	9:56:44.160
6	<b>50.248</b>		9:57:34.408
7	52.828	+2.580	9:58:27.236
<b>(6) Janno Ligur</b>			
1	52.333	+1.680	9:10:37.521
2	53.494	+2.841	9:11:31.015

Lap	Lap Tm	Diff	Time of Day
3	51.076	+0.423	9:12:22.091
4	2:08.860	+1:18.207	9:14:30.951
5	51.080	+0.427	9:15:22.031
6	53.262	+2.609	9:16:15.293
7	<b>50.653</b>		9:17:05.946
<b>(11) Rommi Pukk</b>			
1	52.212	+1.398	9:15:40.831
2	51.089	+0.275	9:16:31.920
3	52.852	+2.038	9:17:24.772
4	18:02.983	+17:12.169	9:35:27.755
5	52.084	+1.270	9:36:19.839
6	<b>50.814</b>		9:37:10.653
7	52.694	+1.880	9:38:03.347
<b>(3) Kalmer Vaht</b>			
1	52.649	+1.582	9:31:50.506
2	<b>51.067</b>		9:32:41.573
3	51.253	+0.186	9:33:32.826
<b>(7) Arvo Kask</b>			
1	55.090	+3.578	8:52:25.460
2	<b>51.512</b>		8:53:16.972
3	53.616	+2.104	8:54:10.588
<b>(3) Sander Palmiste</b>			
1	52.972	+1.317	9:15:33.422
2	52.023	+0.368	9:16:25.445
3	54.227	+2.572	9:17:19.672
4	38:42.885	+37:51.230	9:56:02.557
5	53.740	+2.085	9:56:56.297
6	<b>51.655</b>		9:57:47.952
7	54.407	+2.752	9:58:42.359
<b>(5) Alvar Kuusik</b>			
1	53.968	+2.235	8:52:33.523
2	<b>51.733</b>		8:53:25.256
3	52.539	+0.806	8:54:17.795
4	41:27.918	+40:36.185	9:35:45.713
5	53.398	+1.665	9:36:39.111
6	52.183	+0.450	9:37:31.294
7	54.875	+3.142	9:38:26.169
<b>(5) Kevo Kärp</b>			
1	53.179	+1.321	9:23:54.196
2	52.229	+0.371	9:24:46.425
3	<b>51.858</b>		9:25:38.283
4	26:03.909	+25:12.051	9:51:42.192
5	54.754	+2.896	9:52:36.946
6	51.949	+0.091	9:53:28.895
7	52.341	+0.483	9:54:21.236
<b>(18) Priit Rebane</b>			
1	53.263	+1.301	9:23:44.863
2	54.498	+2.536	9:24:39.361
3	52.377	+0.415	9:25:31.738
4	21:00.846	+20:08.884	9:46:32.584
5	<b>51.962</b>		9:47:24.546
6	51.978	+0.016	9:48:16.524
7	54.305	+2.343	9:49:10.829
<b>(6) Siim Sündema</b>			
1	53.211	+1.195	9:52:44.887
2	52.081	+0.065	9:53:36.968
3	52.118	+0.102	9:54:29.086
4	20:45.108	+19:53.092	10:15:14.194

Lap	Lap Tm	Diff	Time of Day
5	54.794	+2.778	10:16:08.988
6	<b>52.016</b>		10:17:01.004
7	52.116	+0.100	10:17:53.120
<b>(2) Sten Suvemaa</b>			
1	53.845	+1.784	9:47:33.964
2	55.696	+3.635	9:48:29.660
3	52.376	+0.315	9:49:22.036
4	18:03.482	+17:11.421	10:07:25.518
5	53.069	+1.008	10:08:18.587
6	<b>52.061</b>		10:09:10.648
7	53.933	+1.872	10:10:04.581
<b>(8) Sander Roosimaa</b>			
1	53.521	+1.419	8:52:52.381
2	<b>52.102</b>		8:53:44.483
3	54.749	+2.647	8:54:39.232
4	40:57.707	+40:05.605	9:35:36.939
5	52.355	+0.253	9:36:29.294
<b>(10) Reinis Nitiss</b>			
1	<b>52.249</b>		9:28:25.546
2	53.638	+1.389	9:29:19.184
3	2:11.679	+1:19.430	9:31:30.863
4	52.660	+0.411	9:32:23.523
5	53.630	+1.381	9:33:17.153
<b>(2) Toomas Lõhmus</b>			
1	54.441	+1.863	9:23:36.021
2	55.671	+3.093	9:24:31.692
3	52.951	+0.373	9:25:24.643
4	2:00.062	+1:07.484	9:27:24.705
5	53.601	+1.023	9:28:18.306
6	<b>52.578</b>		9:29:10.884
7	53.203	+0.625	9:30:04.087
<b>(10) Andre Kurg</b>			
1	54.827	+2.197	9:32:05.376
2	53.213	+0.583	9:32:58.589
3	54.867	+2.237	9:33:53.456
4	41:29.971	+40:37.341	10:15:23.427
5	55.252	+2.622	10:16:18.679
6	<b>52.630</b>		10:17:11.309
7	53.195	+0.565	10:18:04.504
<b>(9) Artur Metsare</b>			
1	55.071	+1.959	9:52:55.909
2	55.927	+2.815	9:53:51.836
3	<b>53.112</b>		9:54:44.948
4	16:39.909	+15:46.797	10:11:24.857
5	55.189	+2.077	10:12:20.046
6	53.138	+0.026	10:13:13.184
7	56.193	+3.081	10:14:09.377
<b>(13) Aivo Ojala</b>			
1	54.914	+1.686	9:05:42.053
2	56.451	+3.223	9:06:38.504
3	54.889	+1.661	9:07:33.393
4	15:37.039	+14:43.811	9:23:10.432
5	55.687	+2.459	9:24:06.119
6	56.652	+3.424	9:25:02.771
7	<b>53.228</b>		9:25:55.999
<b>(11) Imre Karu</b>			
1	54.679	+0.981	9:57:06.946
2	56.386	+2.688	9:58:03.332



# OLEREX Eesti MV V etapp rallikrossis

Warm up

Piiraja Rallycross Track 1,080 Km

Division1,Division1A,ERK 2000,ERK Juunior,RWD

3.09.2011 08:15

Practice started at 8:49:41

Lap	Lap Tm	Diff	Time of Day
3	53.961	+0.263	9:58:57.293
4	8:38.560	+7:44.862	10:07:35.853
5	53.806	+0.108	10:08:29.659
6	56.588	+2.890	10:09:26.247
7	<b>53.698</b>		10:10:19.945

(17N) Sander Miljand

1	59.388	+5.529	8:52:48.432
2	<b>53.859</b>		8:53:42.291
3	54.217	+0.358	8:54:36.508
4	4:00.521	+3:06.662	8:58:37.029
5	57.491	+3.632	8:59:34.520
6	54.497	+0.638	9:00:29.017
7	54.227	+0.368	9:01:23.244

(20N) Andre Teder

1	57.520	+1.259	9:05:34.802
2	1:00.939	+4.678	9:06:35.741
3	56.481	+0.220	9:07:32.222
4	2:22.237	+1:25.976	9:09:54.459
5	<b>56.261</b>		9:10:50.720
6	58.950	+2.689	9:11:49.670
7	56.917	+0.656	9:12:46.587

(16) Erki Kõlvi

1	58.201	+0.194	9:53:09.635
2	58.241	+0.234	9:54:07.876
3	<b>58.007</b>		9:55:05.883

(19N) Marten Teppan

1	1:01.449	+3.093	9:06:15.812
2	59.399	+1.043	9:07:15.211
3	59.285	+0.929	9:08:14.496
4	1:51.514	+53.158	9:10:06.010
5	59.481	+1.125	9:11:05.491
6	59.556	+1.200	9:12:05.047
7	<b>58.356</b>		9:13:03.403

Lap Lap Tm Diff Time of Day

Lap Lap Tm Diff Time of Day


**OLEREX Eesti MV V etapp rallikrossis**
**Sorted on Best Lap time**

ERK 2000 / ERK juunior

Piiroja Rallycross Track 1,080 Km

kvalifikatsioon - 3 ringi

3.09.2011 11:10

Qualifying started at 11:11:54

Pos	No.	Name	Nat	Entrant/Race Team	Make	Best Tm	Diff	Gap	In Lap	Laps	Best Speed
1	10	Reinis Nitiss	LAT	SKN Sports	Volkswagen Golf III	51.199			1	3	75,939
2	5	Alvar Kuusik	EST	Yellow Racing	Volkswagen Golf II	52.093	0.894	0.894	1	3	74,636
3	6	Silver Havamaa	EST	Erki Sport	Honda Civic Type-R	52.608	1.409	0.515	2	3	73,905
4	2	Toomas Lõhmus	EST	Ligur Racing	Nissan Sunny GTI	52.784	1.585	0.176	3	3	73,659
5	17N	Sander Miljand	EST	Yellow Racing	Volkswagen Golf II	54.058	2.859	1.274	1	3	71,923
6	20N	Andre Teder	EST	Ligur Racing	Volkswagen Golf II	55.960	4.761	1.902	3	3	69,478
7	18	Priit Rebane	EST	G.M. Racing	Mitsubishi Colt				0		-
Not classified											
DQ	19N	Marten Teppan	EST	Talvar Racing	Lada 2105	59.004			2	3	65,894



# OLEREX Eesti MV V etapp rallikrossis

ERK 2000 / ERK juunior

Piiraja Rallycross Track 1,080 Km

kvalifikatsioon - 3 ringi

3.09.2011 11:10

Qualifying started at 11:11:54

Lap	Lap Tm	Diff	Time of Day
<b>(10) Reinis Nitiss</b>			
1	<b>51.199</b>		11:16:56.761
2	51.893	+0.694	11:17:48.654
3	52.164	+0.965	11:18:40.818
<b>(5) Alvar Kuusik</b>			
1	<b>52.093</b>		11:17:15.991
2	54.526	+2.433	11:18:10.517
3	52.728	+0.635	11:19:03.245
<b>(6) Silver Havamaa</b>			
1	52.956	+0.348	11:17:08.072
2	<b>52.608</b>		11:18:00.680
3	55.707	+3.099	11:18:56.387
<b>(2) Toomas Lõhmus</b>			
1	53.821	+1.037	11:12:50.072
2	52.913	+0.129	11:13:42.985
3	<b>52.784</b>		11:14:35.769
<b>(17N) Sander Mijand</b>			
1	<b>54.058</b>		11:13:20.763
2	54.820	+0.762	11:14:15.583
3	55.947	+1.889	11:15:11.530
<b>(20N) Andre Teder</b>			
1	56.800	+0.840	11:13:02.597
2	57.980	+2.020	11:14:00.577
3	<b>55.960</b>		11:14:56.537
<b>(19N) Marten Teppan</b>			
1	1:00.611	+1.607	11:13:15.512
2	<b>59.004</b>		11:14:14.516
3	1:00.500	+1.496	11:15:15.016

Lap Lap Tm Diff Time of Day

Lap Lap Tm Diff Time of Day

**OLEREX Eesti MV V etapp rallikrossis****Sorted on Best Lap time**

ERK 2000 / ERK juunior

Piiroja Rallycross Track 1,080 Km

stardipositsioonide valiku järjestus - eelsõit 1

3.09.2011 12:30

Qualifying

Pos	No.	Name	Nat	Entrant/Race Team	Make
1	17N	Sander Miljand	EST	Yellow Racing	Volkswagen Golf II
2	20N	Andre Teder	EST	Ligur Racing	Volkswagen Golf II
3	19N	Marten Teppan	EST	Talvar Racing	Lada 2105
4	18	Priit Rebane	EST	G.M. Racing	Mitsubishi Colt
5	10	Reinis Nitiss	LAT	SKN Sports	Volkswagen Golf III
6	5	Alvar Kuusik	EST	Yellow Racing	Volkswagen Golf II
7	6	Silver Havamaa	EST	Erki Sport	Honda Civic Type-R
8	2	Toomas Lõhmus	EST	Ligur Racing	Nissan Sunny GTI





# OLEREX Eesti MV V etapp rallikrossis

Sorted on Laps


ERK 2000 / ERK juunior

Piiraja Rallycross Track 1,080 Km

eelsõit 1 - 4 ringi - 1. start

3.09.2011 12:30

Race (4 Laps) started at 12:47:10



Pos	No.	Name	Nat	Entrant/Race Team	Make	Laps	Total Tm	Diff	Gap	In Lap	Best Tm	Points
1	18	Priit Rebane	EST	G.M. Racing	Mitsubishi Colt	4	3:37.350			2	53.030	0
2	17N	Sander Miljand	EST	Yellow Racing	Volkswagen Golf II	4	3:54.428	17.078	17.078	2	55.725	0
3	19N	Marten Teppan	EST	Talvar Racing	Lada 2105	4	4:15.926	38.576	21.498	4	1:02.147	0
4	20N	Andre Teder	EST	Ligur Racing	Volkswagen Golf II	2	1:55.397	2 Laps	2 Laps	2	56.713	0

Margin of Victory	Avg. Speed	Best Lap Tm	Best Speed	Best Lap by
17.078	71,553	53.030	73,317	18 - Priit Rebane

Organizer: Rallikrossi Arenduse MTÜ Posted at:

Officialised at:

Orbits

Clerk of the Course: Ain Brunfeldt

Secretary of race: Merike Kask

Official Timing: EAL Timing

Printed: 5.09.2011 11:19:07



# OLEREX Eesti MV V etapp rallikrossis


ERK 2000 / ERK juunior

Piiraja Rallycross Track 1,080 Km

eelsõit 1 - 4 ringi - 1. start

3.09.2011 12:30

Race (4 Laps) started at 12:47:10



Lap	Lap Tm	Diff	Time of Day
<b>(18) Priit Rebane</b>			
1	54.641	+1.611	12:48:04.925
2	<b>53.030</b>		12:48:57.955
3	55.931	+2.901	12:49:53.886
4	53.748	+0.718	12:50:47.634
<b>(17N) Sander Miljand</b>			
1	1:01.646	+5.921	12:48:12.728
2	<b>55.725</b>		12:49:08.453
3	57.395	+1.670	12:50:05.848
4	58.864	+3.139	12:51:04.712
<b>(19N) Marten Teppan</b>			
1	1:06.530	+4.383	12:48:17.480
2	1:03.535	+1.388	12:49:21.015
3	1:03.048	+0.901	12:50:24.063
4	<b>1:02.147</b>		12:51:26.210
<b>(20N) Andre Teder</b>			
1	58.237	+1.524	12:48:08.968
2	<b>56.713</b>		12:49:05.681

Lap Lap Tm Diff Time of Day

Lap Lap Tm Diff Time of Day

**OLEREX Eesti MV V etapp rallikrossis****Lapchart**

ERK 2000 / ERK juunior

Piiroja Rallycross Track 1,080 Km

eelsõit 1 - 4 ringi - 1. start

3.09.2011 12:30

Race (4 Laps) started at 12:47:10

**Competitors****Laps**

	<u>0</u>	<u>1</u>	<u>2</u>	<u>3</u>	<u>4</u>
Priit Rebane (18)	<b>1</b>	<b>18</b>	<b>18</b>	<b>18</b>	<b>18</b>
Andre Teder (20N)	<b>2</b>	<b>20N</b>	<b>20N</b>	<b>17N</b>	<b>17N</b>
Marten Teppan (19N)	<b>3</b>	<b>19N</b>	<b>17N</b>	<b>19N</b>	<b>19N</b>
Sander Miljand (17N)	<b>4</b>	<b>17N</b>	<b>19N</b>		



# OLEREX Eesti MV V etapp rallikrossis

Sorted on Laps

ERK 2000 / ERK juunior

Piiraja Rallycross Track 1,080 Km

eelsõit 1 - 4 ringi - 2. start

3.09.2011 12:35

Race (4 Laps) started at 12:53:23



Pos	No.	Name	Nat	Entrant/Race Team	Make	Laps	Total Tm	Diff	Gap	In Lap	Best Tm	Points
1	10	Reinis Nitiss	LAT	SKN Sports	Volkswagen Golf III	4	3:27.292			4	50.249	0
2	5	Alvar Kuusik	EST	Yellow Racing	Volkswagen Golf II	4	3:29.530	2.238	2.238	4	51.048	0
3	2	Toomas Lõhmus	EST	Ligur Racing	Nissan Sunny GTI	4	3:37.737	10.445	8.207	1	53.762	0
4	<b>6</b>	Silver Havamaa	<b>EST</b>	<b>Erki Sport</b>	<b>Honda Civic Type-R</b>	2	1:40.450	2 Laps	2 Laps	<b>2</b>	<b>49.914</b>	0

Margin of Victory	Avg. Speed	Best Lap Tm	Best Speed	Best Lap by
2.238	75,025	49.914	77,894	6 - Silver Havamaa

Organizer: Rallikrossi Arenduse MTÜ Posted at:

Officialised at:

Orbits

Clerk of the Course: Ain Brunfeldt

Secretary of race: Merike Kask

Official Timing: EAL Timing

Printed: 5.09.2011 11:19:35



# OLEREX Eesti MV V etapp rallikrossis


ERK 2000 / ERK juunior

Piiraja Rallycross Track 1,080 Km

eelsõit 1 - 4 ringi - 2. start

3.09.2011 12:35

Race (4 Laps) started at 12:53:23



Lap	Lap Tm	Diff	Time of Day
<b>(10) Reinis Nitiss</b>			
1	52.137	+1.888	12:54:16.024
2	54.134	+3.885	12:55:10.158
3	50.638	+0.389	12:56:00.796
4	<b>50.249</b>		12:56:51.045
<b>(5) Alvar Kuusik</b>			
1	54.418	+3.370	12:54:18.784
2	52.217	+1.169	12:55:11.001
3	51.234	+0.186	12:56:02.235
4	<b>51.048</b>		12:56:53.283
<b>(2) Toomas Lõhmus</b>			
1	<b>53.762</b>		12:54:18.216
2	53.985	+0.223	12:55:12.201
3	55.098	+1.336	12:56:07.299
4	54.191	+0.429	12:57:01.490
<b>(6) Silver Havamaa</b>			
1	50.536	+0.622	12:54:14.289
2	<b>49.914</b>		12:55:04.203

Lap Lap Tm Diff Time of Day

Lap Lap Tm Diff Time of Day



**OLEREX Eesti MV V etapp rallikrossis****Lapchart**

ERK 2000 / ERK juunior

Piiroja Rallycross Track 1,080 Km

eelsõit 1 - 4 ringi - 2. start

3.09.2011 12:35

Race (4 Laps) started at 12:53:23

**Competitors**

	Laps					
	0	1	2	3	4	
Silver Havamaa (6)	<b>1</b>	<b>6</b>	<b>6</b>	<b>6</b>	<b>10</b>	<b>10</b>
Reinis Nitiss (10)	<b>2</b>	<b>10</b>	<b>10</b>	<b>10</b>	<b>5</b>	<b>5</b>
Alvar Kuusik (5)	<b>3</b>	<b>5</b>	<b>2</b>	<b>5</b>	<b>2</b>	<b>2</b>
Toomas Lõhmus (2)	<b>4</b>	<b>2</b>	<b>5</b>	<b>2</b>		




# OLEREX Eesti MV V etapp rallikrossis

ERK 2000 / ERK juunior

Piiraja Rallycross Track 1,080 Km

1. eelvoor




Pos	No.	Name	Nat	Make	Laps	Total Tm	Diff	R1.	R2.	Points
1	10	Reinis Nitiss	LAT	Volkswagen Golf III	4	3:27.292		-	4 [3:27.292]	1
2	5	Alvar Kuusik	EST	Volkswagen Golf II	4	3:29.530	2.238	-	4 [3:29.530]	2
3	18	Priit Rebane	EST	Mitsubishi Colt	4	3:37.350	10.058	4 [3:37.350]	-	3
4	2	Toomas Lõhmus	EST	Nissan Sunny GTI	4	3:37.737	10.445	-	4 [3:37.737]	4
5	17N	Sander Miljand	EST	Volkswagen Golf II	4	3:54.428	27.136	4 [3:54.428]	-	5
6	19N	Marten Teppan	EST	Lada 2105	4	4:15.926	48.634	4 [4:15.926]	-	6
7	6	Silver Havamaa	EST	Honda Civic Type-R	2	1:40.450	2 Laps	-	2 [1:40.450]	80
8	20N	Andre Teder	EST	Volkswagen Golf II	2	1:55.397	14.947	2 [1:55.397]	-	80

**OLEREX Eesti MV V etapp rallikrossis**

ERK 2000 / ERK juunior

Piiroja Rallycross Track 1,080 Km

1 eelvooru punktitablel



Pos	No.	Name	Make	Entrant/Race Team	M1.	Total points
1	10	Reinis Nitiss	Volkswagen Golf III	SKN Sports	1	1
2	5	Alvar Kuusik	Volkswagen Golf II	Yellow Racing	2	2
3	18	Priit Rebane	Mitsubishi Colt	G.M. Racing	3	3
4	2	Toomas Lõhmus	Nissan Sunny GTI	Ligur Racing	4	4
5	17N	Sander Miljand	Volkswagen Golf II	Yellow Racing	5	5
6	19N	Marten Teppan	Lada 2105	Talvar Racing	6	6
7	6	Silver Havamaa	Honda Civic Type-R	Erki Sport	80	80
8	20N	Andre Teder	Volkswagen Golf II	Ligur Racing	80	80

**OLEREX Eesti MV V etapp rallikrossis****Sorted on Best Lap time**

ERK 2000 / ERK juunior

Piiroja Rallycross Track 1,080 Km

stardipositsioonide valiku järjestus - eelsõit 1

3.09.2011 12:30

Qualifying

Pos	No.	Name	Nat	Entrant/Race Team	Make
1	17N	Sander Miljand	EST	Yellow Racing	Volkswagen Golf II
2	20N	Andre Teder	EST	Ligur Racing	Volkswagen Golf II
3	19N	Marten Teppan	EST	Talvar Racing	Lada 2105
4	18	Priit Rebane	EST	G.M. Racing	Mitsubishi Colt
5	10	Reinis Nitiss	LAT	SKN Sports	Volkswagen Golf III
6	5	Alvar Kuusik	EST	Yellow Racing	Volkswagen Golf II
7	6	Silver Havamaa	EST	Erki Sport	Honda Civic Type-R
8	2	Toomas Lõhmus	EST	Ligur Racing	Nissan Sunny GTI



# OLEREX Eesti MV V etapp rallikrossis

Sorted on Laps


ERK 2000 / ERK juunior

Piiraja Rallycross Track 1,080 Km

eelsõit 2 - 4 ringi - 1. start

3.09.2011 13:30

Race (4 Laps) started at 14:02:35



Pos	No.	Name	Nat	Entrant/Race Team	Make	Laps	Total Tm	Diff	Gap	In Lap	Best Tm	Points
1	6	Silver Havamaa	EST	Erki Sport	Honda Civic Type-R	4	3:23.688			2	50.148	0
2	19N	Marten Teppan	EST	Talvar Racing	Lada 2105	4	4:03.554	39.866	39.866	2	58.744	0
3	20N	Andre Teder	EST	Ligur Racing	Volkswagen Golf II	4	4:09.917	46.229	6.363	3	56.854	0
4	17N	Sander Miljand	EST	Yellow Racing	Volkswagen Golf II	1	1:01.988	3 Laps	3 Laps	1	1:00.842	0

Margin of Victory	Avg. Speed	Best Lap Tm	Best Speed	Best Lap by
39.866	76,352	50.148	77,531	6 - Silver Havamaa

Organizer: Rallikrossi Arenduse MTÜ Posted at:

Officialised at:

Orbits

Clerk of the Course: Ain Brunfeldt

Secretary of race: Merike Kask

Official Timing: EAL Timing

Printed: 5.09.2011 11:20:48





# OLEREX Eesti MV V etapp rallikrossis

ERK 2000 / ERK juunior

Piiraja Rallycross Track 1,080 Km

eelsõit 2 - 4 ringi - 1. start

3.09.2011 13:30

Race (4 Laps) started at 14:02:35

Lap	Lap Tm	Diff	Time of Day
<b>(6) Silver Havamaa</b>			
1	50.370	+0.222	14:03:26.295
2	<b>50.148</b>		14:04:16.443
3	50.366	+0.218	14:05:06.809
4	52.804	+2.656	14:05:59.613
<b>(19N) Marten Teppan</b>			
1	1:01.860	+3.116	14:03:39.022
2	<b>58.744</b>		14:04:37.766
3	1:01.712	+2.968	14:05:39.478
4	1:00.001	+1.257	14:06:39.479
<b>(20N) Andre Teder</b>			
1	57.933	+1.079	14:03:34.734
2	57.548	+0.694	14:04:32.282
3	<b>56.854</b>		14:05:29.136
4	1:16.706	+19.852	14:06:45.842
<b>(17N) Sander Miljand</b>			
1	<b>1:00.842</b>		14:03:37.913

Lap Lap Tm Diff Time of Day

Lap Lap Tm Diff Time of Day

**OLEREX Eesti MV V etapp rallikrossis****Lapchart**

ERK 2000 / ERK juunior

Piiroja Rallycross Track 1,080 Km

eelsõit 2 - 4 ringi - 1. start

3.09.2011 13:30

Race (4 Laps) started at 14:02:35

**Competitors**

	Laps				
	0	1	2	3	4
Silver Havamaa (6)	<u>1</u>	<u>6</u>	<u>6</u>	<u>6</u>	<u>6</u>
Andre Teder (20N)	<u>2</u>	<u>20N</u>	<u>20N</u>	<u>20N</u>	<u>19N</u>
Sander Miljand (17N)	<u>3</u>	<u>17N</u>	<u>19N</u>	<u>19N</u>	<u>20N</u>
Marten Teppan (19N)	<u>4</u>	<u>19N</u>			



# OLEREX Eesti MV V etapp rallikrossis

Sorted on Laps

ERK 2000 / ERK juunior

Piiraja Rallycross Track 1,080 Km

eelsõit 2 - 4 ringi - 2. start

3.09.2011 13:35

Race (4 Laps) started at 14:11:29



Pos	No.	Name	Nat	Entrant/Race Team	Make	Laps	Total Tm	Diff	Gap	In Lap	Best Tm	Points
1	10	Reinis Nitiss	LAT	SKN Sports	Volkswagen Golf III	4	3:23.259			2	50.129	0
2	18	Priit Rebane	EST	G.M. Racing	Mitsubishi Colt	4	3:30.846	7.587	7.587	3	51.574	0
3	5	Alvar Kuusik	EST	Yellow Racing	Volkswagen Golf II	4	3:31.230	7.971	0.384	2	50.298	0
4	2	Toomas Lõhmus	EST	Ligur Racing	Nissan Sunny GTI	4	3:32.342	9.083	1.112	4	51.212	0

## Announcements

NR. 2 - hoiatus - stardikoridoris stardijoone üle sõitmine

Margin of Victory	Avg. Speed	Best Lap Tm	Best Speed	Best Lap by
7.587	76,513	50.129	77,560	10 - Reinis Nitiss

Organizer: Rallikrossi Arenduse MTÜ Posted at:

Officialised at:

Orbits

Clerk of the Course: Ain Brunfeldt

Secretary of race: Merike Kask

Official Timing: EAL Timing

Printed: 5.09.2011 11:21:15



# OLEREX Eesti MV V etapp rallikrossis

ERK 2000 / ERK juunior

Piiraja Rallycross Track 1,080 Km

eelsõit 2 - 4 ringi - 2. start

3.09.2011 13:35

Race (4 Laps) started at 14:11:29

Lap	Lap Tm	Diff	Time of Day
<b>(10) Reinis Nitiss</b>			
1	50.326	+0.197	14:12:20.113
2	<b>50.129</b>		14:13:10.242
3	52.559	+2.430	14:14:02.801
4	50.245	+0.116	14:14:53.046
<b>(18) Priit Rebane</b>			
1	52.984	+1.410	14:12:23.016
2	51.719	+0.145	14:13:14.735
3	<b>51.574</b>		14:14:06.309
4	54.324	+2.750	14:15:00.633
<b>(5) Alvar Kuusik</b>			
1	54.773	+4.475	14:12:24.913
2	<b>50.298</b>		14:13:15.211
3	54.200	+3.902	14:14:09.411
4	51.606	+1.308	14:15:01.017
<b>(2) Toomas Lõhmus</b>			
1	55.177	+3.965	14:12:25.566
2	51.465	+0.253	14:13:17.031
3	53.886	+2.674	14:14:10.917
4	<b>51.212</b>		14:15:02.129

Lap	Lap Tm	Diff	Time of Day
-----	--------	------	-------------

Lap	Lap Tm	Diff	Time of Day
-----	--------	------	-------------

**OLEREX Eesti MV V etapp rallikrossis****Lapchart**

ERK 2000 / ERK juunior

Piiroja Rallycross Track 1,080 Km

eelsõit 2 - 4 ringi - 2. start

3.09.2011 13:35

Race (4 Laps) started at 14:11:29

**Competitors****Laps**

	<b>0</b>	<b>1</b>	<b>2</b>	<b>3</b>	<b>4</b>
Reinis Nitiss (10)	<b>1</b>	<b>10</b>	<b>10</b>	<b>10</b>	<b>10</b>
Priit Rebane (18)	<b>2</b>	<b>18</b>	<b>18</b>	<b>18</b>	<b>18</b>
Alvar Kuusik (5)	<b>3</b>	<b>5</b>	<b>5</b>	<b>5</b>	<b>5</b>
Toomas Lõhmus (2)	<b>4</b>	<b>2</b>	<b>2</b>	<b>2</b>	<b>2</b>






# OLEREX Eesti MV V etapp rallikrossis

ERK 2000 / ERK juunior

Piiraja Rallycross Track 1,080 Km

2. eelvoor




Pos	No.	Name	Nat	Make	Laps	Total Tm	Diff	R1.	R2.	Points
1	10	Reinis Nitiss	LAT	Volkswagen Golf III	4	3:23.259		-	4 [3:23.259]	1
2	6	Silver Havamaa	EST	Honda Civic Type-R	4	3:23.688	0.429	4 [3:23.688]	-	2
3	18	Priit Rebane	EST	Mitsubishi Colt	4	3:30.846	7.587	-	4 [3:30.846]	3
4	5	Alvar Kuusik	EST	Volkswagen Golf II	4	3:31.230	7.971	-	4 [3:31.230]	4
5	2	Toomas Lõhmus	EST	Nissan Sunny GTI	4	3:32.342	9.083	-	4 [3:32.342]	5
6	19N	Marten Teppan	EST	Lada 2105	4	4:03.554	40.295	4 [4:03.554]	-	6
7	20N	Andre Teder	EST	Volkswagen Golf II	4	4:09.917	46.658	4 [4:09.917]	-	7
8	17N	Sander Miljand	EST	Volkswagen Golf II	1	1:01.988	3 Laps	1 [1:01.988]	-	80

**OLEREX Eesti MV V etapp rallikrossis**

ERK 2000 / ERK juunior

Piiroja Rallycross Track 1,080 Km

1 + 2 eelvoorude punktitable



Pos	No.	Name	Make	Entrant/Race Team	M1.	M2.	Total points
1	10	Reinis Nitiss	Volkswagen Golf III	SKN Sports	1	1	2
2	18	Priit Rebane	Mitsubishi Colt	G.M. Racing	3	3	6
3	5	Alvar Kuusik	Volkswagen Golf II	Yellow Racing	2	4	6
4	2	Toomas Lõhmus	Nissan Sunny GTI	Ligur Racing	4	5	9
5	19N	Marten Teppan	Lada 2105	Talvar Racing	6	6	12
6	6	Silver Havamaa	Honda Civic Type-R	Erki Sport	80	2	82
7	17N	Sander Miljand	Volkswagen Golf II	Yellow Racing	5	80	85
8	20N	Andre Teder	Volkswagen Golf II	Ligur Racing	80	7	87

**OLEREX Eesti MV V etapp rallikrossis****Sorted on Best Lap time**

ERK 2000 / ERK juunior

Piiroja Rallycross Track 1,080 Km

stardipositsioonide valiku järjestus - eelsõit 3

3.09.2011 14:30

Qualifying

Pos	No.	Name	Nat	Entrant/Race Team	Make
1	19N	Marten Teppan	EST	Talvar Racing	Lada 2105
2	6	Silver Havamaa	EST	Erki Sport	Honda Civic Type-R
3	17N	Sander Miljand	EST	Yellow Racing	Volkswagen Golf II
4	20N	Andre Teder	EST	Ligur Racing	Volkswagen Golf II
5	10	Reinis Nitiss	LAT	SKN Sports	Volkswagen Golf III
6	5	Alvar Kuusik	EST	Yellow Racing	Volkswagen Golf II
7	18	Priit Rebane	EST	G.M. Racing	Mitsubishi Colt
8	2	Toomas Lõhmus	EST	Ligur Racing	Nissan Sunny GTI



# OLEREX Eesti MV V etapp rallikrossis

Sorted on Laps


ERK 2000 / ERK juunior

Piiraja Rallycross Track 1,080 Km

eelsõit 3 - 4 ringi - 1. start

3.09.2011 14:30

Race (4 Laps) started at 15:23:07



Pos	No.	Name	Nat	Entrant/Race Team	Make	Laps	Total Tm	Diff	Gap	In Lap	Best Tm	Points
1	6	Silver Havamaa	EST	Erki Sport	Honda Civic Type-R	4	3:53.247			2	55.192	0
2	17N	Sander Miljand	EST	Yellow Racing	Volkswagen Golf II	4	4:13.292	20.045	20.045	4	1:00.118	0
3	19N	Marten Teppan	EST	Talvar Racing	Lada 2105	4	4:29.188	35.941	15.896	4	1:02.951	0
4	20N	Andre Teder	EST	Ligur Racing	Volkswagen Golf II	4	4:39.604	46.357	10.416	2	1:07.792	0

Margin of Victory	Avg. Speed	Best Lap Tm	Best Speed	Best Lap by
20.045	66,676	55.192	70,445	6 - Silver Havamaa

Organizer: Rallikrossi Arenduse MTÜ Posted at:

Officialised at:

Orbits

Clerk of the Course: Ain Brunfeldt

Secretary of race: Merike Kask

Official Timing: EAL Timing

Printed: 5.09.2011 11:22:10



# OLEREX Eesti MV V etapp rallikrossis

ERK 2000 / ERK juunior

Piiraja Rallycross Track 1,080 Km

eelsõit 3 - 4 ringi - 1. start

3.09.2011 14:30

Race (4 Laps) started at 15:23:07

Lap	Lap Tm	Diff	Time of Day
<b>(6) Silver Havamaa</b>			
1	1:03.050	+7.858	15:24:10.575
2	<b>55.192</b>		15:25:05.767
3	57.080	+1.888	15:26:02.847
4	57.925	+2.733	15:27:00.772
<b>(17N) Sander Miljand</b>			
1	1:05.127	+5.009	15:24:13.942
2	1:00.913	+0.795	15:25:14.855
3	1:05.844	+5.726	15:26:20.699
4	<b>1:00.118</b>		15:27:20.817
<b>(19N) Marten Teppan</b>			
1	1:09.867	+6.916	15:24:18.518
2	1:05.142	+2.191	15:25:23.660
3	1:10.102	+7.151	15:26:33.762
4	<b>1:02.951</b>		15:27:36.713
<b>(20N) Andre Teder</b>			
1	1:11.820	+4.028	15:24:20.657
2	<b>1:07.792</b>		15:25:28.449
3	1:09.094	+1.302	15:26:37.543
4	1:09.586	+1.794	15:27:47.129

Lap Lap Tm Diff Time of Day

Lap Lap Tm Diff Time of Day

**OLEREX Eesti MV V etapp rallikrossis****Lapchart**

ERK 2000 / ERK juunior

Piiroja Rallycross Track 1,080 Km

eelsõit 3 - 4 ringi - 1. start

3.09.2011 14:30

Race (4 Laps) started at 15:23:07

**Competitors****Laps**

	<u>0</u>	<u>1</u>	<u>2</u>	<u>3</u>	<u>4</u>
Silver Havamaa (6)	<b>1</b>	<b>6</b>	<b>6</b>	<b>6</b>	<b>6</b>
Marten Teppan (19N)	<b>2</b>	<b>19N</b>	<b>17N</b>	<b>17N</b>	<b>17N</b>
Sander Miljand (17N)	<b>3</b>	<b>17N</b>	<b>19N</b>	<b>19N</b>	<b>19N</b>
Andre Teder (20N)	<b>4</b>	<b>20N</b>	<b>20N</b>	<b>20N</b>	<b>20N</b>



# OLEREX Eesti MV V etapp rallikrossis

Sorted on Laps

ERK 2000 / ERK juunior

Piiraja Rallycross Track 1,080 Km

eelsõit 3 - 4 ringi - 2. start

3.09.2011 14:35

Race (4 Laps) started at 15:28:46



Pos	No.	Name	Nat	Entrant/Race Team	Make	Laps	Total Tm	Diff	Gap	In Lap	Best Tm	Points
1	10	Reinis Nitiss	LAT	SKN Sports	Volkswagen Golf III	4	3:43.375			2	55.020	0
2	5	Alvar Kuusik	EST	Yellow Racing	Volkswagen Golf II	4	3:45.096	1.721	1.721	4	55.772	0
3	18	Priit Rebane	EST	G.M. Racing	Mitsubishi Colt	4	3:46.439	3.064	1.343	4	54.744	0
4	<b>2</b>	Toomas Lõhmus	<b>EST</b>	<b>Ligur Racing</b>	<b>Nissan Sunny GTI</b>	4	3:47.531	4.156	1.092	<b>4</b>	<b>54.286</b>	0

Margin of Victory	Avg. Speed	Best Lap Tm	Best Speed	Best Lap by
1.721	69,623	54.286	71,621	2 - Toomas Lõhmus

Organizer: Rallikrossi Arenduse MTÜ Posted at:

Officialised at:

Orbits

Clerk of the Course: Ain Brunfeldt

Secretary of race: Merike Kask

Official Timing: EAL Timing

Printed: 5.09.2011 11:22:33





# OLEREX Eesti MV V etapp rallikrossis


ERK 2000 / ERK juunior

Piiraja Rallycross Track 1,080 Km

eelsõit 3 - 4 ringi - 2. start

3.09.2011 14:35

Race (4 Laps) started at 15:28:46



Lap	Lap Tm	Diff	Time of Day
<b>(10) Reinis Nitiss</b>			
1	55.640	+0.620	15:29:42.465
2	<b>55.020</b>		15:30:37.485
3	57.112	+2.092	15:31:34.597
4	55.603	+0.583	15:32:30.200
<b>(5) Alvar Kuusik</b>			
1	56.490	+0.718	15:29:43.424
2	56.072	+0.300	15:30:39.496
3	56.653	+0.881	15:31:36.149
4	<b>55.772</b>		15:32:31.921
<b>(18) Priit Rebane</b>			
1	58.092	+3.348	15:29:45.608
2	57.560	+2.816	15:30:43.168
3	55.352	+0.608	15:31:38.520
4	<b>54.744</b>		15:32:33.264
<b>(2) Toomas Lõhmus</b>			
1	59.914	+5.628	15:29:47.301
2	57.641	+3.355	15:30:44.942
3	55.128	+0.842	15:31:40.070
4	<b>54.286</b>		15:32:34.356

Lap Lap Tm Diff Time of Day

Lap Lap Tm Diff Time of Day

**OLEREX Eesti MV V etapp rallikrossis****Lapchart**

ERK 2000 / ERK juunior

Piiroja Rallycross Track 1,080 Km

eelsõit 3 - 4 ringi - 2. start

3.09.2011 14:35

Race (4 Laps) started at 15:28:46

**Competitors****Laps**

	<b>0</b>	<b>1</b>	<b>2</b>	<b>3</b>	<b>4</b>
1 Reinis Nitiss (10)	<b>10</b>	<b>10</b>	<b>10</b>	<b>10</b>	<b>10</b>
2 Alvar Kuusik (5)	<b>5</b>	<b>5</b>	<b>5</b>	<b>5</b>	<b>5</b>
3 Toomas Lõhmus (2)	<b>2</b>	<b>18</b>	<b>18</b>	<b>18</b>	<b>18</b>
4 Priit Rebane (18)	<b>18</b>	<b>2</b>	<b>2</b>	<b>2</b>	<b>2</b>




# OLEREX Eesti MV V etapp rallikrossis

ERK 2000 / ERK juunior

Piiraja Rallycross Track 1,080 Km

3. eelvoor




Pos	No.	Name	Nat	Make	Laps	Total Tm	Diff	R1.	R2.	Points
1	10	Reinis Nitiss	LAT	Volkswagen Golf III	4	3:43.375		-	4 [3:43.375]	1
2	5	Alvar Kuusik	EST	Volkswagen Golf II	4	3:45.096	1.721	-	4 [3:45.096]	2
3	18	Priit Rebane	EST	Mitsubishi Colt	4	3:46.439	3.064	-	4 [3:46.439]	3
4	2	Toomas Lõhmus	EST	Nissan Sunny GTI	4	3:47.531	4.156	-	4 [3:47.531]	4
5	6	Silver Havamaa	EST	Honda Civic Type-R	4	3:53.247	9.872	4 [3:53.247]	-	5
6	17N	Sander Miljand	EST	Volkswagen Golf II	4	4:13.292	29.917	4 [4:13.292]	-	6
7	19N	Marten Teppan	EST	Lada 2105	4	4:29.188	45.813	4 [4:29.188]	-	7
8	20N	Andre Teder	EST	Volkswagen Golf II	4	4:39.604	56.229	4 [4:39.604]	-	8

**OLEREX Eesti MV V etapp rallikrossis**

ERK 2000 / ERK juunior

Piiroja Rallycross Track 1,080 Km

1 + 2 + 3 eelvoorude punktitable



Pos	No.	Name	Make	Entrant/Race Team	M1.	M2.	M3.	Total points
1	10	Reinis Nitiss	Volkswagen Golf III	SKN Sports	1	1	1	2
2	5	Alvar Kuusik	Volkswagen Golf II	Yellow Racing	2	4	2	4
3	18	Priit Rebane	Mitsubishi Colt	G.M. Racing	3	3	3	6
4	6	Silver Havamaa	Honda Civic Type-R	Erki Sport	80	2	5	7
5	2	Toomas Lõhmus	Nissan Sunny GTI	Ligur Racing	4	5	4	8
6	17N	Sander Miljand	Volkswagen Golf II	Yellow Racing	5	80	6	11
7	19N	Marten Teppan	Lada 2105	Talvar Racing	6	6	7	12
8	20N	Andre Teder	Volkswagen Golf II	Ligur Racing	80	7	8	15



# OLEREX Eesti MV V etapp rallikrossis

Sorted on Laps


ERK 2000 / ERK juunior

Piiraja Rallycross Track 1,080 Km

b finaal - 6 ringi

3.09.2011 15:30

Race (6 Laps) started at 16:29:48



Pos	No.	Name	Nat	Entrant/Race Team	Make	Laps	Total Tm	Diff	Gap	In Lap	Best Tm	Points
1	<b>17N</b>	Sander Miljand	<b>EST</b>	<b>Yellow Racing</b>	<b>Volkswagen Golf II</b>	6	5:52.818			<b>6</b>	<b>56.072</b>	21
2	20N	Andre Teder	EST	Ligur Racing	Volkswagen Golf II	6	5:54.592	1.774	1.774	6	57.043	17
3	19N	Marten Teppan	EST	Talvar Racing	Lada 2105	1	1:02.297	5 Laps	5 Laps	1	1:02.297	15

Margin of Victory	Avg. Speed	Best Lap Tm	Best Speed	Best Lap by
1.774	66,119	56.072	69,339	17N - Sander Miljand

Organizer: Rallikrossi Arenduse MTÜ Posted at:

Officialised at:

Orbits

Clerk of the Course: Ain Brunfeldt

Secretary of race: Merike Kask

Official Timing: EAL Timing

Printed: 5.09.2011 11:23:21

**OLEREX Eesti MV V etapp rallikrossis**

ERK 2000 / ERK juunior

Piiroja Rallycross Track 1,080 Km

b finaal - 6 ringi

3.09.2011 15:30

Race (6 Laps) started at 16:29:48

Lap	Lap Tm	Diff	Time of Day
<b>(17N) Sander Miljand</b>			
1	1:03.288	+7.216	16:30:52.374
2	57.542	+1.470	16:31:49.916
3	59.776	+3.704	16:32:49.692
4	59.317	+3.245	16:33:49.009
5	56.489	+0.417	16:34:45.498
6	<b>56.072</b>		16:35:41.570

<b>(20N) Andre Teder</b>			
1	1:02.508	+5.465	16:30:51.499
2	57.872	+0.829	16:31:49.371
3	59.830	+2.787	16:32:49.201
4	59.154	+2.111	16:33:48.355
5	57.946	+0.903	16:34:46.301
6	<b>57.043</b>		16:35:43.344

<b>(19N) Marten Teppan</b>			
1	<b>1:02.297</b>		16:30:51.049

Lap	Lap Tm	Diff	Time of Day
-----	--------	------	-------------

Lap	Lap Tm	Diff	Time of Day
-----	--------	------	-------------

**OLEREX Eesti MV V etapp rallikrossis****Lapchart**

ERK 2000 / ERK juunior

Piiroja Rallycross Track 1,080 Km

b finaal - 6 ringi

3.09.2011 15:30

Race (6 Laps) started at 16:29:48

**Competitors****Laps**

	<u>0</u>	<u>1</u>	<u>2</u>	<u>3</u>	<u>4</u>	<u>5</u>	<u>6</u>
Marten Teppan (19N)	<b>1</b>	<b>19N</b>	<b>20N</b>	<b>20N</b>	<b>20N</b>	<b>17N</b>	<b>17N</b>
Andre Teder (20N)	<b>2</b>	<b>20N</b>	<b>20N</b>	<b>17N</b>	<b>17N</b>	<b>20N</b>	<b>20N</b>
Sander Miljand (17N)	<b>3</b>	<b>17N</b>	<b>17N</b>				





# OLEREX Eesti MV V etapp rallikrossis

Sorted on Laps

ERK 2000 / ERK juunior

Piiraja Rallycross Track 1,080 Km

a finaal - 6 ringi

3.09.2011 15:45

Race (6 Laps) started at 16:55:24



Pos	No.	Name	Nat	Entrant/Race Team	Make	Laps	Total Tm	Diff	Gap	In Lap	Best Tm	Points
1	6	Silver Havamaa	EST	Erki Sport	Honda Civic Type-R	6	5:04.680			2	49.595	20
2	5	Alvar Kuusik	EST	Yellow Racing	Volkswagen Golf II	6	5:11.608	6.928	6.928	4	50.514	17
3	18	Priit Rebane	EST	G.M. Racing	Mitsubishi Colt	6	5:12.355	7.675	0.747	4	51.288	15
4	2	Toomas Lõhmus	EST	Ligur Racing	Nissan Sunny GTI	6	5:15.386	10.706	3.031	5	50.818	13
5	17N	Sander Miljand	EST	Yellow Racing	Volkswagen Golf II	6	5:33.275	28.595	17.889	3	53.921	21
6	10	Reinis Nitiss	LAT	SKN Sports	Volkswagen Golf III	2	1:46.514	4 Laps	4 Laps	2	51.995	13

## Announcements

NR. 18 - hoiatus - kiilumine

Margin of Victory	Avg. Speed	Best Lap Tm	Best Speed	Best Lap by
6.928	76,566	49.595	78,395	6 - Silver Havamaa

Organizer: Rallikrossi Arenduse MTÜ Posted at:

Officialised at:

Orbits

Clerk of the Course: Ain Brunfeldt

Secretary of race: Merike Kask

Official Timing: EAL Timing

Printed: 5.09.2011 11:23:47

# OLEREX Eesti MV V etapp rallikrossis

ERK 2000 / ERK juunior

Piiraja Rallycross Track 1,080 Km

a finaal - 6 ringi

3.09.2011 15:45

Race (6 Laps) started at 16:55:24

Lap	Lap Tm	Diff	Time of Day
<b>(6) Silver Havamaa</b>			
1	51.423	+1.828	16:56:15.563
2	<b>49.595</b>		16:57:05.158
3	49.933	+0.338	16:57:55.091
4	50.633	+1.038	16:58:45.724
5	49.921	+0.326	16:59:35.645
6	53.124	+3.529	17:00:28.769

Lap	Lap Tm	Diff	Time of Day
<b>(5) Alvar Kuusik</b>			
1	55.600	+5.086	16:56:19.689
2	51.589	+1.075	16:57:11.278
3	52.422	+1.908	16:58:03.700
4	<b>50.514</b>		16:58:54.214
5	50.817	+0.303	16:59:45.031
6	50.666	+0.152	17:00:35.697

Lap	Lap Tm	Diff	Time of Day
<b>(18) Priit Rebane</b>			
1	53.380	+2.092	16:56:18.182
2	51.356	+0.068	16:57:09.538
3	51.698	+0.410	16:58:01.236
4	<b>51.288</b>		16:58:52.524
5	52.628	+1.340	16:59:45.152
6	51.292	+0.004	17:00:36.444

Lap	Lap Tm	Diff	Time of Day
<b>(2) Toomas Lõhmus</b>			
1	56.540	+5.722	16:56:21.755
2	51.548	+0.730	16:57:13.303
3	52.340	+1.522	16:58:05.643
4	51.577	+0.759	16:58:57.220
5	<b>50.818</b>		16:59:48.038
6	51.437	+0.619	17:00:39.475

Lap	Lap Tm	Diff	Time of Day
<b>(17N) Sander Miljand</b>			
1	59.036	+5.115	16:56:24.709
2	54.004	+0.083	16:57:18.713
3	<b>53.921</b>		16:58:12.634
4	54.453	+0.532	16:59:07.087
5	55.399	+1.478	17:00:02.486
6	54.878	+0.957	17:00:57.364

Lap	Lap Tm	Diff	Time of Day
<b>(10) Reinis Nitiss</b>			
1	54.477	+2.482	16:56:18.608
2	<b>51.995</b>		16:57:10.603



# OLEREX Eesti MV V etapp rallikrossis

## Lapchart

ERK 2000 / ERK juunior

Piiraja Rallycross Track 1,080 Km

a finaal - 6 ringi

3.09.2011 15:45

Race (6 Laps) started at 16:55:24

### Competitors

	Laps							
	0	1	2	3	4	5	6	
Alvar Kuusik (5)	<b>1</b>	<b>5</b>	<b>6</b>	<b>6</b>	<b>6</b>	<b>6</b>	<b>6</b>	
Reinis Nitiss (10)	<b>2</b>	<b>10</b>	<b>18</b>	<b>18</b>	<b>18</b>	<b>5</b>	<b>5</b>	
Silver Havamaa (6)	<b>3</b>	<b>6</b>	<b>10</b>	<b>10</b>	<b>5</b>	<b>5</b>	<b>18</b>	<b>18</b>
Priit Rebane (18)	<b>4</b>	<b>18</b>	<b>5</b>	<b>5</b>	<b>2</b>	<b>2</b>	<b>2</b>	<b>2</b>
Toomas Lõhmus (2)	<b>5</b>	<b>2</b>	<b>2</b>	<b>2</b>	<b>17N</b>	<b>17N</b>	<b>17N</b>	<b>17N</b>
Sander Miljand (17N)	<b>6</b>	<b>17N</b>	<b>17N</b>	<b>17N</b>				

**ERK 2000 Eesti MV rallikrossis 2011**

2011

Pos	No.	Name	Total	Diff	Gap	#1		#2		#3		#4		#5	
						R1	Total	R1	Total	R1	Total	R1	Total	R1	Total
1	10	Reinis Nitiss	93	0	0	21	21	18	18	21	21	20	20	13	13
2	6	Silver Havamaa	88	5	5	15	15	20	20	15	15	18	18	20	20
3	5	Alvar Kuusik	73	20	15	13	13	15	15	13	13	15	15	17	17
4	18	Priit Rebane	63	30	10	10	10	13	13	12	12	13	13	15	15
5	2	Toomas Lõhmus	48	45	15	12	12	11	11	x	x	12	12	13	13
6	3	Martins Porietis	46	47	2	17	17	12	12	17	17	x	x	x	x
7	15	Maris Locmelis	22	71	24	11	11	x	x	11	11	x	x	x	x
8	4	Joosep Narusk	21	72	1	0	0	10	10	x	x	11	11	x	x

**Event Legend**

#1	21.05.2011	OLEREX Eesti MV I etapp rallikrossis - Laitse	#4	06.08.2011	OLEREX Eesti MV IV etapp rallikrossis - Laitse
#2	28.05.2011	OLEREX Eesti MV II etapp rallikrossis - Misso	#5	03.09.2011	OLEREX Eesti MV V etapp rallikrossis - Põltsam:
#3	09.07.2011	OLEREX Eesti MV III etapp rallikrossis - Põltsam			

Championship Standings of ERK Juunior Eesti MV rallikrossis 2011

Printed:: 5.09.2011 11:42:49

**ERK Juunior Eesti MV rallikrossis 2011**

2011

Pos	No.	Name	Total	Diff	Gap	#1		#2		#3		#4		#5	
						R1	Total	R1	Total	R1	Total	R1	Total	R1	Total
1	17N	Sander Mijand	98	0	0	21	21	18	18	21	21	17	17	21	21
2	20N	Andre Teder	92	6	6	17	17	20	20	17	17	21	21	17	17
3	19N	Marten Teppan	30	68	62	x	x	x	x	15	15	x	x	15	15

**Event Legend**

#1	21.05.2011	OLEREX Eesti MV I etapp rallikrossis - Laitse	#4	06.08.2011	OLEREX Eesti MV IV etapp rallikrossis - Laitse
#2	28.05.2011	OLEREX Eesti MV II etapp rallikrossis - Misso	#5	03.09.2011	OLEREX Eesti MV V etapp rallikrossis - Põltsam:
#3	09.07.2011	OLEREX Eesti MV III etapp rallikrossis - Põltsam			