



OLEREX ESTONIAN RALLYCROSS CHAMPIONSHIP III ROUND

Piiraja rallycross track, Estonia

09.07.2011

Timing and results by EAL Timing



<http://www.mylaps.ee>





Track name: Piiroja Rallycross track

Track Length: 1080 m Width: 10-14 m

Turns: 7 (1 left; 6 right)

Track Direction: clockwise

Track address: Alastvere village, Põltsamaa parish, Estonia

Web: <http://www.nabaeestiponevuskeskus.eu>

Time zone: GMT +1

Track records:

Division 1

46,310 Sten Oja, EST, Mitsubishi Lancer EVO VI, Team RRC 09.07.2011

ERK 2000

48,566 Martins Porietis, LAT, Volkswagen Golf III 09.07.2011

RWD

48,911 Ilgonis Kruminis, LAT, BMW 318 09.07.2011

Division 1A

50,169 Sander Palmiste, EST, Volkswagen Golf II, Ligur Racing 09.07.2011


OLEREX Eesti MV III etapp rallikrossis
Sorted on Best Lap time

Warm up

Piiroja Rallycross Track 1,080 Km

Division1,Division1A,ERK 2000,ERK Juunior,RWD

9.07.2011 08:15

Practice started at 8:51:02

Pos	No.	Name	Nat	Make	Entrant/Race Team	Best Tm	Diff	Gap	In Lap	Laps	Best Speed
Division 1											
1	9	Sten Oja	EST	Team RRC	Mitsubishi Lancer EV	48.260			6	7	80,564
2	10	Helmet Palm	EST	Märjamaa Rally Team	Mitsubishi Lancer EV	48.421	0.161	0.161	2	7	80,296
3	55	Valdur Reinsalu	EST	Reinsalu Sport	Ford Fiesta	48.575	0.315	0.154	6	7	80,041
4	4	Pait Reiman	EST	G.M. Racing	Mitsubishi Lancer EV	49.401	1.141	0.826	7	7	78,703
5	2	Erki Koldits	EST	A2 Racing	Subaru Impreza	52.043	3.783	2.642	6	7	74,707
6	7	Andri Õun	EST	Reinsalu Sport	Skoda Fabia	52.485	4.225	0.442	6	7	74,078
7	3	Denes Truu	EST	Reinsalu Sport	Ford Escort RS Cosw	52.799	4.539	0.314	2	3	73,638

Division 1A

1	6	Janno Ligur	EST	Ligur Racing	Lada Samara	51.292			6	7	75,801
2	3	Sander Palmiste	EST	Ligur Racing	Volkswagen Golf II	51.461	0.169	0.169	3	7	75,552
3	10	Andre Kurg	EST	Ligur Racing	Lada Samara	51.898	0.606	0.437	7	8	74,916
4	17	Tatiana Eliseeva	RUS	Erki Sport	Lada Samara	51.984	0.692	0.086	4	8	74,792
5	7	Arvo Kask	EST	Yellow Racing	Volkswagen Golf II	52.116	0.824	0.132	1	6	74,603
6	9	Artur Metsare	EST	Märjamaa Rally Team	Lada Samara	53.466	2.174	1.350	6	7	72,719
7	11	Imre Karu	EST	Yellow Racing	Lada Samara	53.857	2.565	0.391	5	7	72,191
8	13	Aivo Ojala	EST	Yellow Racing	Lada Samara	53.891	2.599	0.034	7	7	72,146
9	8	Sander Roosimaa	EST	Yellow Racing	Volkswagen Golf II	54.563	3.271	0.672	4	8	71,257
10	16	Erki Külvi	EST	ProRex Racing	Honda Civic	55.369	4.077	0.806	2	3	70,220
11	5	Aare Jürgenson	EST	Yellow Racing	Volkswagen Golf II	55.674	4.382	0.305	2	7	69,835

ERK 2000

1	6	Silver Havamaa	EST	Erki Sport	Honda Civic Type-R	50.879			6	7	76,417
2	3	Martins Porietis	LAT	Martins	Volkswagen Golf III	51.278	0.399	0.399	2	7	75,822
3	10	Reinis Nitiss	LAT	SKN Sports	Volkswagen Golf III	51.674	0.795	0.396	2	8	75,241
4	5	Alvar Kuusik	EST	Yellow Racing	Volkswagen Golf II	52.137	1.258	0.463	3	8	74,573
5	18	Priit Rebane	EST	G.M. Racing	Mitsubishi Colt	52.212	1.333	0.075	6	7	74,466
6	15	Maris Locmelis	LAT	Maris Locmelis	Peugeot 206	52.509	1.630	0.297	2	8	74,044
7	12	Ugis Parunis	LAT	Ugins Parunis	Honda Civic Type-R	53.765	2.886	1.256	3	8	72,315

ERK juunior

1	17N	Sander Miljand	EST	Yellow Racing	Volkswagen Golf II	54.715			3	8	71,059
2	20N	Andre Teder	EST	Ligur Racing	Volkswagen Golf II	56.606	1.891	1.891	7	7	68,685
3	19N	Marten Teppan	EST	Talvar Racing	Lada 2105	59.561	4.846	2.955	2	7	65,278

RWD

1	11	Rommi Pukk	EST	Ligur Racing	BMW 318	50.892			6	7	76,397
2	3	Kalmer Vaht	EST	Erki Sport	Lada 2101	52.002	1.110	1.110	3	3	74,766
3	5	Kevo Kärp	EST	Ligur Racing	Lada 2101	52.424	1.532	0.422	1	5	74,165
4	4	Ilgonis Krumins	LAT	Ilgonis Krumins	BMW 318	53.452	2.560	1.028	3	7	72,738
5	6	Siim Sündema	EST	LaitseRallyPark	BMW 318	54.219	3.327	0.767	7	7	71,709

**OLEREX Eesti MV III etapp rallikrossis****Sorted on Best Lap time**

Warm up

Piiroja Rallycross Track 1,080 Km

Division1,Division1A,ERK 2000,ERK Juunior,RWD

9.07.2011 08:15

Practice started at 8:51:02

Pos	No.	Name	Nat	Make	Entrant/Race Team	Best Tm	Diff	Gap	In Lap	Laps	Best Speed
6	17	Andrus Karu	EST	Yellow Racing	Lada 2105	54.663	3.771	0.444	3	3	71,127
7	2	Sten Suvemaa	EST	LaitseRallyPark	BMW M3	54.874	3.982	0.211	3	3	70,853

OLEREX Eesti MV III etapp rallikrossis

Warm up

Piiraja Rallycross Track 1,080 Km

Division1, Division1A, ERK 2000, ERK Juunior, RWD

9.07.2011 08:15

Practice started at 8:51:02

Lap	Lap Tm	Diff	Time of Day
(9) Sten Oja			
1	49.314	+1.054	9:37:09.600
2	49.572	+1.312	9:37:59.172
3	48.947	+0.687	9:38:48.119
4	33:07.034	+32:18.774	10:11:55.153
5	48.947	+0.687	10:12:44.100
6	48.260		10:13:32.360
7	1:02.349	+14.089	10:14:34.709
(10) Helmet Palm			
1	50.493	+2.072	9:43:15.313
2	48.421		9:44:03.734
3	48.730	+0.309	9:44:52.464
4	15:51.674	+15:03.253	10:00:44.138
5	49.877	+1.456	10:01:34.015
6	49.499	+1.078	10:02:23.514
7	49.194	+0.773	10:03:12.708
(55) Valdur Reinsalu			
1	52.445	+3.870	9:14:18.159
2	50.074	+1.499	9:15:08.233
3	49.352	+0.777	9:15:57.585
4	11:11.460	+10:22.885	9:27:09.045
5	50.615	+2.040	9:27:59.660
6	48.575		9:28:48.235
7	49.842	+1.267	9:29:38.077
(4) Pait Reiman			
1	50.368	+0.967	9:47:10.695
2	50.666	+1.265	9:48:01.361
3	50.585	+1.184	9:48:51.946
4	3:52.344	+3:02.943	9:52:44.290
5	50.713	+1.312	9:53:35.003
6	50.447	+1.046	9:54:25.450
7	49.401		9:55:14.851
(6) Silver Havamaa			
1	51.858	+0.979	9:22:15.889
2	51.189	+0.310	9:23:07.078
3	51.038	+0.159	9:23:58.116
4	12:46.190	+11:55.311	9:36:44.306
5	51.773	+0.894	9:37:36.079
6	50.879		9:38:26.958
7	51.858	+0.979	9:39:18.816
(11) Rommi Pukk			
1	52.662	+1.770	9:18:33.086
2	51.006	+0.114	9:19:24.092
3	51.295	+0.403	9:20:15.387
4	16:11.109	+15:20.217	9:36:26.496
5	52.509	+1.617	9:37:19.005
6	50.892		9:38:09.897
7	52.003	+1.111	9:39:01.900
(3) Martins Porietis			
1	52.046	+0.768	9:06:17.146
2	51.278		9:07:08.424
3	51.908	+0.630	9:08:00.332
4	13:38.541	+12:47.263	9:21:38.873
5	51.954	+0.676	9:22:30.827
6	51.644	+0.366	9:23:22.471
7	54.179	+2.901	9:24:16.650
(6) Janno Ligur			
1	52.609	+1.317	9:14:09.300

Lap	Lap Tm	Diff	Time of Day
2	51.913	+0.621	9:15:01.213
3	52.021	+0.729	9:15:53.234
4	27:04.435	+26:13.143	9:42:57.669
5	53.096	+1.804	9:43:50.765
6	51.292		9:44:42.057
7	52.829	+1.537	9:45:34.886
(3) Sander Palmiste			
1	52.874	+1.413	9:05:59.909
2	52.479	+1.018	9:06:52.388
3	51.461		9:07:43.849
4	9:39.983	+8:48.522	9:17:23.832
5	52.089	+0.628	9:18:15.921
6	51.737	+0.276	9:19:07.658
7	52.824	+1.363	9:20:00.482
(10) Reinis Nitiss			
1	52.859	+1.185	8:59:21.186
2	51.674		9:00:12.860
3	52.503	+0.829	9:01:05.363
4	1:08.232	+16.558	9:02:13.595
5	25:18.324	+24:26.650	9:27:31.919
6	52.802	+1.128	9:28:24.721
7	53.143	+1.469	9:29:17.864
8	52.380	+0.706	9:30:10.244
(10) Andre Kurg			
1	52.714	+0.816	8:59:46.337
2	52.237	+0.339	9:00:38.574
3	52.476	+0.578	9:01:31.050
4	57.849	+5.951	9:02:28.899
5	58:22.712	+57:30.814	10:00:51.611
6	56.559	+4.661	10:01:48.170
7	51.898		10:02:40.068
8	52.009	+0.111	10:03:32.077
(17) Tatiana Eliseeva			
1	54.792	+2.808	8:59:39.933
2	53.503	+1.519	9:00:33.436
3	56.218	+4.234	9:01:29.654
4	51.984		9:02:21.638
5	19:27.499	+18:35.515	9:21:49.137
6	53.501	+1.517	9:22:42.638
7	53.713	+1.729	9:23:36.351
8	52.776	+0.792	9:24:29.127
(3) Kalmer Vaht			
1	53.397	+1.395	9:28:09.579
2	52.120	+0.118	9:29:01.699
3	52.002		9:29:53.701
(2) Erki Koldits			
1	56.084	+4.041	9:32:36.292
2	55.610	+3.567	9:33:31.902
3	56.115	+4.072	9:34:28.017
4	12:00.273	+11:08.230	9:46:28.290
5	54.138	+2.095	9:47:22.428
6	52.043		9:48:14.471
7	52.851	+0.808	9:49:07.322
(7) Arvo Kask			
1	52.116		9:06:26.797
2	1:12.454	+20.338	9:07:39.251
3	45:15.273	+44:23.157	9:52:54.524
4	52.507	+0.391	9:53:47.031
5	54.455	+2.339	9:54:41.486

Lap	Lap Tm	Diff	Time of Day
6	53.184	+1.068	9:55:34.670
(5) Alvar Kuusik			
1	52.798	+0.661	8:51:58.110
2	52.418	+0.281	8:52:50.528
3	52.137		8:53:42.665
4	53.808	+1.671	8:54:36.473
5	22:55.637	+22:03.500	9:17:32.110
6	53.158	+1.021	9:18:25.268
7	52.759	+0.622	9:19:18.027
8	52.378	+0.241	9:20:10.405
(18) Priit Rebane			
1	54.719	+2.507	9:32:59.802
2	53.017	+0.805	9:33:52.819
3	53.798	+1.586	9:34:46.617
4	12:07.056	+11:14.844	9:46:53.673
5	54.597	+2.385	9:47:48.270
6	52.212		9:48:40.482
7	52.803	+0.591	9:49:33.285
(5) Kevo Kärp			
1	52.424		9:28:33.350
2	53.064	+0.640	9:29:26.414
3	53.197	+0.773	9:30:19.611
4	52:22.975	+51:30.551	10:22:42.586
5	1:03.111	+10.687	10:23:45.697
(7) Andri Õun			
1	55.401	+2.916	9:22:27.237
2	53.719	+1.234	9:23:20.956
3	57.279	+4.794	9:24:18.235
4	12:18.940	+11:26.455	9:36:37.175
5	54.068	+1.583	9:37:31.243
6	52.485		9:38:23.728
7	53.448	+0.963	9:39:17.176
(15) Maris Ločmelis			
1	54.034	+1.525	8:59:30.556
2	52.509		9:00:23.065
3	52.618	+0.109	9:01:15.683
4	53.566	+1.057	9:02:09.249
5	10:41.321	+9:48.812	9:12:50.570
6	53.803	+1.294	9:13:44.373
7	53.156	+0.647	9:14:37.529
8	52.602	+0.093	9:15:30.131
(3) Denes Truu			
1	55.085	+2.286	9:32:42.737
2	52.799		9:33:35.536
3	53.539	+0.740	9:34:29.075
(4) Ilgonis Krumins			
1	56.740	+3.288	10:07:04.667
2	55.156	+1.704	10:07:59.823
3	53.452		10:08:53.275
4	2:49.487	+1:56.035	10:11:42.762
5	54.156	+0.704	10:12:36.918
6	54.129	+0.677	10:13:31.047
7	53.914	+0.462	10:14:24.961
(9) Artur Metsare			
1	56.143	+2.677	9:43:35.513
2	55.201	+1.735	9:44:30.714
3	55.530	+2.064	9:45:26.244
4	21:06.649	+20:13.183	10:06:32.893



OLEREX Eesti MV III etapp rallikrossis

Warm up

Piiraja Rallycross Track 1,080 Km

Division1,Division1A,ERK 2000,ERK Juunior,RWD

9.07.2011 08:15

Practice started at 8:51:02

Lap	Lap Tm	Diff	Time of Day
5	54.801	+1.335	10:07:27.694
6	53.466		10:08:21.160
7	55.274	+1.808	10:09:16.434

(12) Ugis Parunis			
Lap	Lap Tm	Diff	Time of Day
1	55.838	+2.073	8:59:16.159
2	54.496	+0.731	9:00:10.655
3	53.765		9:01:04.420
4	54.938	+1.173	9:01:59.358
5	11:01.268	+10:07.503	9:13:00.626
6	55.317	+1.552	9:13:55.943
7	55.821	+2.056	9:14:51.764
8	54.559	+0.794	9:15:46.323

(11) Imre Karu			
Lap	Lap Tm	Diff	Time of Day
1	55.674	+1.817	9:37:46.611
2	54.628	+0.771	9:38:41.239
3	54.455	+0.598	9:39:35.694
4	26:39.762	+25:45.905	10:06:15.456
5	53.857		10:07:09.313
6	55.574	+1.717	10:08:04.887
7	55.062	+1.205	10:08:59.949

(13) Aivo Ojala			
Lap	Lap Tm	Diff	Time of Day
1	56.123	+2.232	9:18:45.266
2	53.953	+0.062	9:19:39.219
3	54.061	+0.170	9:20:33.280
4	21:58.921	+21:05.030	9:42:32.201
5	55.178	+1.287	9:43:27.379
6	54.049	+0.158	9:44:21.428
7	53.891		9:45:15.319

(6) Siim Sündema			
Lap	Lap Tm	Diff	Time of Day
1	55.771	+1.552	9:43:44.606
2	54.474	+0.255	9:44:39.080
3	55.007	+0.788	9:45:34.087
4	20:50.078	+19:55.859	10:06:24.165
5	54.492	+0.273	10:07:18.657
6	54.314	+0.095	10:08:12.971
7	54.219		10:09:07.190

(8) Sander Roosimaa			
Lap	Lap Tm	Diff	Time of Day
1	55.982	+1.419	8:52:11.543
2	54.972	+0.409	8:53:06.515
3	54.703	+0.140	8:54:01.218
4	54.563		8:54:55.781
5	10:20.288	+9:25.725	9:05:16.069
6	54.746	+0.183	9:06:10.815
7	55.451	+0.888	9:07:06.266
8	56.580	+2.017	9:08:02.846

(17) Andrus Karu			
Lap	Lap Tm	Diff	Time of Day
1	54.859	+0.196	9:47:31.569
2	54.800	+0.137	9:48:26.369
3	54.663		9:49:21.032

(17N) Sander Miljand			
Lap	Lap Tm	Diff	Time of Day
1	56.950	+2.235	8:52:21.597
2	55.135	+0.420	8:53:16.732
3	54.715		8:54:11.447
4	54.942	+0.227	8:55:06.389
5	18:02.977	+17:08.262	9:13:09.366
6	56.409	+1.694	9:14:05.775
7	54.845	+0.130	9:15:00.620
8	56.469	+1.754	9:15:57.089

Lap	Lap Tm	Diff	Time of Day
(2) Sten Suvemaa			
1	56.815	+1.941	9:57:25.812
2	55.233	+0.359	9:58:21.045
3	54.874		9:59:15.919

(16) Erki Külvi			
Lap	Lap Tm	Diff	Time of Day
1	57.034	+1.665	9:28:21.241
2	55.369		9:29:16.610
3	56.371	+1.002	9:30:12.981

(5) Aare Jürgenson			
Lap	Lap Tm	Diff	Time of Day
1	56.805	+1.131	9:22:54.994
2	55.674		9:23:50.668
3	55.695	+0.021	9:24:46.363
4	7:27.518	+6:31.844	9:32:13.881
5	58.034	+2.360	9:33:11.915
6	1:06.196	+10.522	9:34:18.111
7	1:22.608	+26.934	9:35:40.719

(20N) Andre Teder			
Lap	Lap Tm	Diff	Time of Day
1	59.404	+2.798	9:06:42.707
2	57.830	+1.224	9:07:40.537
3	58.144	+1.538	9:08:38.681
4	8:36.397	+7:39.791	9:17:15.078
5	57.715	+1.109	9:18:12.793
6	57.720	+1.114	9:19:10.513
7	56.606		9:20:07.119

(19N) Marten Teppan			
Lap	Lap Tm	Diff	Time of Day
1	1:01.348	+1.787	9:32:57.377
2	59.561		9:33:56.938
3	1:05.004	+5.443	9:35:01.942
4	11:43.456	+10:43.895	9:46:45.398
5	1:00.883	+1.322	9:47:46.281
6	59.929	+0.368	9:48:46.210
7	1:12.676	+13.115	9:49:58.886


OLEREX Eesti MV III etapp rallikrossis
Sorted on Best Lap time

Division 1A

Piiraja Rallycross Track 1,080 Km

kvalifikatsioon - 3 ringi

9.07.2011 11:00

Qualifying started at 11:01:48

Pos	No.	Name	Nat	Make	Entrant/Race Team	Best Tm	Diff	Gap	In Lap	Laps	Best Speed
1	3	Sander Palmiste	EST	Ligur Racing	Volkswagen Golf II	51.640			2	3	75,290
2	6	Janno Ligur	EST	Ligur Racing	Lada Samara	51.676	0.036	0.036	3	3	75,238
3	10	Andre Kurg	EST	Ligur Racing	Lada Samara	51.689	0.049	0.013	2	3	75,219
4	7	Arvo Kask	EST	Yellow Racing	Volkswagen Golf II	52.451	0.811	0.762	3	3	74,126
5	11	Imre Karu	EST	Yellow Racing	Lada Samara	53.491	1.851	1.040	3	3	72,685
6	9	Artur Metsare	EST	Märjamaa Rally Team	Lada Samara	53.579	1.939	0.088	3	3	72,566
7	17	Tatiana Eliseeva	RUS	Erki Sport	Lada Samara	53.687	2.047	0.108	2	3	72,420
8	8	Sander Roosimaa	EST	Yellow Racing	Volkswagen Golf II	53.809	2.169	0.122	3	3	72,256
9	13	Aivo Ojala	EST	Yellow Racing	Lada Samara	55.124	3.484	1.315	3	3	70,532
10	16	Erki Külvi	EST	ProRex Racing	Honda Civic	55.154	3.514	0.030	3	3	70,494
11	5	Aare Jürgenson	EST	Yellow Racing	Volkswagen Golf II	56.633	4.993	1.479	2	3	68,653



OLEREX Eesti MV III etapp rallikrossis

Division 1A

Piiraja Rallycross Track 1,080 Km

kvalifikatsioon - 3 ringi

9.07.2011 11:00

Qualifying started at 11:01:48

Lap	Lap Tm	Diff	Time of Day
(3) Sander Palmiste			
1	54.490	+2.850	11:08:03.217
2	51.640		11:08:54.857
3	52.595	+0.955	11:09:47.452
(6) Janno Ligur			
1	52.256	+0.580	11:02:40.514
2	51.774	+0.098	11:03:32.288
3	51.676		11:04:23.964
(10) Andre Kurg			
1	54.822	+3.133	11:03:20.600
2	51.689		11:04:12.289
3	52.288	+0.599	11:05:04.577
(7) Arvo Kask			
1	53.624	+1.173	11:02:54.936
2	52.542	+0.091	11:03:47.478
3	52.451		11:04:39.929
(11) Imre Karu			
1	56.778	+3.287	11:08:15.304
2	54.255	+0.764	11:09:09.559
3	53.491		11:10:03.050
(9) Artur Metsare			
1	58.802	+5.223	11:08:26.460
2	54.864	+1.285	11:09:21.324
3	53.579		11:10:14.903
(17) Tatiana Eliseeva			
1	54.238	+0.551	11:12:36.999
2	53.687		11:13:30.686
3	54.524	+0.837	11:14:25.210
(8) Sander Roosimaa			
1	55.412	+1.603	11:03:06.602
2	54.028	+0.219	11:04:00.630
3	53.809		11:04:54.439
(13) Aivo Ojala			
1	59.464	+4.340	11:08:36.342
2	1:04.535	+9.411	11:09:40.877
3	55.124		11:10:36.001
(16) Erki Kõlvi			
1	59.438	+4.284	11:12:52.391
2	55.465	+0.311	11:13:47.856
3	55.154		11:14:43.010
(5) Aare Jürgenson			
1	58.756	+2.123	11:13:01.585
2	56.633		11:13:58.218
3	58.494	+1.861	11:14:56.712

Lap Lap Tm Diff Time of Day

Lap Lap Tm Diff Time of Day

**OLEREX Eesti MV III etapp rallikrossis****Sorted on Best Lap time**

Division 1A

Piiroja Rallycross Track 1,080 Km

stardipositsioonide valiku järjestus - eelsõit 1

9.07.2011 12:15

Qualifying

Pos	No.	Name	Nat/State	Make	Entrant/Race Team
1	8	Sander Roosimaa	EST	Yellow Racing	Volkswagen Golf II
2	13	Aivo Ojala	EST	Yellow Racing	Lada Samara
3	16	Erki Külvi	EST	ProRex Racing	Honda Civic
4	5	Aare Jürgenson	EST	Yellow Racing	Volkswagen Golf II
5	7	Arvo Kask	EST	Yellow Racing	Volkswagen Golf II
6	11	Imre Karu	EST	Yellow Racing	Lada Samara
7	9	Artur Metsare	EST	Märjamaa Rally Te	Lada Samara
8	17	Tatiana Eliseeva	RUS	Erki Sport	Lada Samara
9	3	Sander Palmiste	EST	Ligur Racing	Volkswagen Golf II
10	6	Janno Ligur	EST	Ligur Racing	Lada Samara
11	10	Andre Kurg	EST	Ligur Racing	Lada Samara



OLEREX Eesti MV III etapp rallikrossis

Sorted on Laps

Division 1A

Piiraja Rallycross Track 1,080 Km

eelsõit 1 - 4 ringi - 1. start

9.07.2011 12:15

Race (4 Laps) started at 12:35:40

Pos	No.	Name	Nat	Make	Entrant/Race Team	Laps	Total Tm	Diff	Gap	In Lap	Best Tm	Points
1	13	Aivo Ojala	EST	Yellow Racing	Lada Samara	4	3:40.430			3	54.482	0
2	8	Sander Roosimaa	EST	Yellow Racing	Volkswagen Golf II	4	3:41.344	0.914	0.914	3	53.812	0
3	16	Erki Külvi	EST	ProRex Racing	Honda Civic	4	3:44.478	4.048	3.134	3	54.783	0
4	5	Aare Jürgenson	EST	Yellow Racing	Volkswagen Golf II	1	1:15.005	3 Laps	3 Laps	1	1:14.584	0

Margin of Victory	Avg. Speed	Best Lap Tm	Best Spd	Best Lap by
0.914	70,553	53.812	72,252	8 - Sander Roosimaa

Organizer: Rallikrossi Arenduse MTÜ Posted at:

Officialised at:

Orbits

Clerk of the Course: Ain Brunfeldt

Secretary of race: Merike Kask

Official Timing: EAL Timing

Printed: 11.07.2011 19:26:28



OLEREX Eesti MV III etapp rallikrossis

Division 1A

Piiraja Rallycross Track 1,080 Km

eelsõit 1 - 4 ringi - 1. start

9.07.2011 12:15

Race (4 Laps) started at 12:35:40

Lap	Lap Tm	Diff	Time of Day
(13) Aivo Ojala			
1	56.288	+1.806	12:36:36.515
2	54.804	+0.322	12:37:31.319
3	54.482		12:38:25.801
4	54.856	+0.374	12:39:20.657
(8) Sander Roosimaa			
1	56.709	+2.897	12:36:37.020
2	55.518	+1.706	12:37:32.538
3	53.812		12:38:26.350
4	55.221	+1.409	12:39:21.571
(16) Erki Külvi			
1	57.261	+2.478	12:36:37.667
2	55.867	+1.084	12:37:33.534
3	54.783		12:38:28.317
4	56.388	+1.605	12:39:24.705
(5) Aare Jürgenson			
1	1:14.584		12:36:55.232

Lap	Lap Tm	Diff	Time of Day
-----	--------	------	-------------

Lap	Lap Tm	Diff	Time of Day
-----	--------	------	-------------

**OLEREX Eesti MV III etapp rallikrossis****Lapchart**

Division 1A

Piiroja Rallycross Track 1,080 Km

eelsõit 1 - 4 ringi - 1. start

9.07.2011 12:15

Race (4 Laps) started at 12:35:40

Competitors**Laps**

	0	1	2	3	4
1 Aivo Ojala (13)	13	13	13	13	13
2 Sander Roosimaa (8)	8	8	8	8	8
3 Erki Külvi (16)	16	16	16	16	16
4 Aare Jürgenson (5)	5	5			



OLEREX Eesti MV III etapp rallikrossis

Sorted on Laps


Division 1A

Piiraja Rallycross Track 1,080 Km

eelsõit 1 - 4 ringi - 2. start

9.07.2011 12:20

Race (4 Laps) started at 12:40:12



Pos	No.	Name	Nat	Make	Entrant/Race Team	Laps	Total Tm	Diff	Gap	In Lap	Best Tm	Points
1	17	Tatiana Eliseeva	RUS	Erki Sport	Lada Samara	4	3:32.516			3	52.495	0
2	11	Imre Karu	EST	Yellow Racing	Lada Samara	4	3:34.879	2.363	2.363	3	52.735	0
3	7	Arvo Kask	EST	Yellow Racing	Volkswagen Golf II	4	3:35.360	2.844	0.481	3	52.392	0
4	9	Artur Metsare	EST	Märjamaa Rally Team	Lada Samara	4	3:39.502	6.986	4.142	3	53.967	0

Margin of Victory	Avg. Speed	Best Lap Tm	Best Spd	Best Lap by
2.363	73,180	52.392	74,210	7 - Arvo Kask

Organizer: Rallikrossi Arenduse MTÜ Posted at:

Officialised at:

Orbits

Clerk of the Course: Ain Brunfeldt

Secretary of race: Merike Kask

Official Timing: EAL Timing

Printed: 11.07.2011 19:27:06



OLEREX Eesti MV III etapp rallikrossis

Division 1A

Piiraja Rallycross Track 1,080 Km

eelsõit 1 - 4 ringi - 2. start

9.07.2011 12:20

Race (4 Laps) started at 12:40:12

Lap	Lap Tm	Diff	Time of Day
(17) Tatiana Eliseeva			
1	53.747	+1.252	12:41:06.214
2	53.330	+0.835	12:41:59.544
3	52.495		12:42:52.039
4	52.682	+0.187	12:43:44.721
(11) Imre Karu			
1	53.217	+0.482	12:41:05.422
2	55.018	+2.283	12:42:00.440
3	52.735		12:42:53.175
4	53.909	+1.174	12:43:47.084
(7) Arvo Kask			
1	54.873	+2.481	12:41:07.338
2	53.955	+1.563	12:42:01.293
3	52.392		12:42:53.685
4	53.880	+1.488	12:43:47.565
(9) Artur Metsare			
1	56.268	+2.301	12:41:09.041
2	54.033	+0.066	12:42:03.074
3	53.967		12:42:57.041
4	54.666	+0.699	12:43:51.707

Lap Lap Tm Diff Time of Day

Lap Lap Tm Diff Time of Day

**OLEREX Eesti MV III etapp rallikrossis****Lapchart**

Division 1A

Piiroja Rallycross Track 1,080 Km

eelsõit 1 - 4 ringi - 2. start

9.07.2011 12:20

Race (4 Laps) started at 12:40:12

Competitors**Laps**

	<u>0</u>	<u>1</u>	<u>2</u>	<u>3</u>	<u>4</u>
1 Imre Karu (11)	11	11	17	17	17
2 Arvo Kask (7)	7	17	11	11	11
3 Tatiana Eliseeva (17)	17	7	7	7	7
4 Artur Metsare (9)	9	9	9	9	9



OLEREX Eesti MV III etapp rallikrossis

Sorted on Laps

Division 1A

Piiraja Rallycross Track 1,080 Km

eelsõit 1 - 4 ringi - 3. start

9.07.2011 12:25

Race (4 Laps) started at 12:44:46

Pos	No.	Name	Nat	Make	Entrant/Race Team	Laps	Total Tm	Diff	Gap	In Lap	Best Tm	Points
1	6	Janno Ligur	EST	Ligur Racing	Lada Samara	4	3:24.226			3	50.380	0
2	10	Andre Kurg	EST	Ligur Racing	Lada Samara	4	3:28.747	4.521	4.521	2	50.790	0
3	3	Sander Palmiste	EST	Ligur Racing	Volkswagen Golf II	4	3:30.727	6.501	1.980	4	50.905	0

Margin of Victory	Avg. Speed	Best Lap Tm	Best Spd	Best Lap by
4.521	76,151	50.380	77,173	6 - Janno Ligur

Organizer: Rallikrossi Arenduse MTÜ Posted at:

Officialised at:

Orbits

Clerk of the Course: Ain Brunfeldt

Secretary of race: Merike Kask

Official Timing: EAL Timing

Printed: 11.07.2011 19:27:35



OLEREX Eesti MV III etapp rallikrossis


Division 1A

Piiraja Rallycross Track 1,080 Km

eelsõit 1 - 4 ringi - 3. start

9.07.2011 12:25

Race (4 Laps) started at 12:44:46



Lap	Lap Tm	Diff	Time of Day
(6) Janno Ligur			
1	51.928	+1.548	12:45:38.168
2	51.109	+0.729	12:46:29.277
3	50.380		12:47:19.657
4	50.809	+0.429	12:48:10.466
(10) Andre Kurg			
1	54.336	+3.546	12:45:40.792
2	50.790		12:46:31.582
3	51.643	+0.853	12:47:23.225
4	51.762	+0.972	12:48:14.987
(3) Sander Palmiste			
1	54.982	+4.077	12:45:41.520
2	51.632	+0.727	12:46:33.152
3	52.910	+2.005	12:47:26.062
4	50.905		12:48:16.967

Lap Lap Tm Diff Time of Day

Lap Lap Tm Diff Time of Day

**OLEREX Eesti MV III etapp rallikrossis****Lapchart**

Division 1A

Piiroja Rallycross Track 1,080 Km

eelsõit 1 - 4 ringi - 3. start

9.07.2011 12:25

Race (4 Laps) started at 12:44:46

Competitors**Laps**

	0	1	2	3	4
1 Janno Ligur (6)	6	6	6	6	6
2 Andre Kurg (10)	10	10	10	10	10
3 Sander Palmiste (3)	3	3	3	3	3




OLEREX Eesti MV III etapp rallikrossis

Division 1A

Piiraja Rallycross Track 1,080 Km

1. eelvoor



Pos	No.	Name	Nat	Laps	Total Tm	Diff	R1.	R2.	R3.	Points
1	6	Janno Ligur	EST	4	3:24.226		-	-	4 [3:24.226]	1
2	10	Andre Kurg	EST	4	3:28.747	4.521	-	-	4 [3:28.747]	2
3	3	Sander Palmiste	EST	4	3:30.727	6.501	-	-	4 [3:30.727]	3
4	17	Tatiana Eliseeva	RUS	4	3:32.516	8.290	-	4 [3:32.516]	-	4
5	11	Imre Karu	EST	4	3:34.879	10.653	-	4 [3:34.879]	-	5
6	7	Arvo Kask	EST	4	3:35.360	11.134	-	4 [3:35.360]	-	6
7	9	Artur Metsare	EST	4	3:39.502	15.276	-	4 [3:39.502]	-	7
8	13	Aivo Ojala	EST	4	3:40.430	16.204	4 [3:40.430]	-	-	8
9	8	Sander Roosimaa	EST	4	3:41.344	17.118	4 [3:41.344]	-	-	9
10	16	Erki Külvi	EST	4	3:44.478	20.252	4 [3:44.478]	-	-	10
11	5	Aare Jürgenson	EST	1	1:15.005	3 Laps	1 [1:15.005]	-	-	80

**OLEREX Eesti MV III etapp rallikrossis****Sorted on Best Lap time**

Division 1A

Piiroja Rallycross Track 1,080 Km

stardipositsioonide valiku järjestus - eelsõit 2

9.07.2011 13:15

Qualifying

Pos	No.	Name	Nat/State	Make	Entrant/Race Team
1	13	Aivo Ojala	EST	Yellow Racing	Lada Samara
2	8	Sander Roosimaa	EST	Yellow Racing	Volkswagen Golf II
3	16	Erki Külvi	EST	ProRex Racing	Honda Civic
4	5	Aare Jürgenson	EST	Yellow Racing	Volkswagen Golf II
5	17	Tatiana Eliseeva	RUS	Erki Sport	Lada Samara
6	11	Imre Karu	EST	Yellow Racing	Lada Samara
7	7	Arvo Kask	EST	Yellow Racing	Volkswagen Golf II
8	9	Artur Metsare	EST	Märjamaa Rally Te	Lada Samara
9	6	Janno Ligur	EST	Ligur Racing	Lada Samara
10	10	Andre Kurg	EST	Ligur Racing	Lada Samara
11	3	Sander Palmiste	EST	Ligur Racing	Volkswagen Golf II



OLEREX Eesti MV III etapp rallikrossis

Sorted on Laps

Division 1A

Piiraja Rallycross Track 1,080 Km

eelsõit 2 - 4 ringi - 1. start

9.07.2011 13:15

Race (4 Laps) started at 14:06:02

Pos	No.	Name	Nat	Make	Entrant/Race Team	Laps	Total Tm	Diff	Gap	In Lap	Best Tm	Points
1	16	Erki Külvi	EST	ProRex Racing	Honda Civic	4	3:41.620			3	54.280	0
2	5	Aare Jürgenson	EST	Yellow Racing	Volkswagen Golf II	4	3:45.492	3.872	3.872	4	55.130	0
3	8	Sander Roosimaa	EST	Yellow Racing	Volkswagen Golf II	4	3:46.602	4.982	1.110	3	53.111	0
4	13	Aivo Ojala	EST	Yellow Racing	Lada Samara	4	4:00.582	18.962	13.980	3	55.059	0

Margin of Victory	Avg. Speed	Best Lap Tm	Best Spd	Best Lap by
3.872	70,174	53.111	73,205	8 - Sander Roosimaa

Organizer: Rallikrossi Arenduse MTÜ Posted at:

Officialised at:

Orbits

Clerk of the Course: Ain Brunfeldt

Secretary of race: Merike Kask

Official Timing: EAL Timing

Printed: 11.07.2011 19:31:09



OLEREX Eesti MV III etapp rallikrossis

Division 1A

Piiraja Rallycross Track 1,080 Km

eelsõit 2 - 4 ringi - 1. start

9.07.2011 13:15

Race (4 Laps) started at 14:06:02

Lap	Lap Tm	Diff	Time of Day
(16) Erki Külvi			
1	57.556	+3.276	14:07:00.069
2	55.233	+0.953	14:07:55.302
3	54.280		14:08:49.582
4	54.551	+0.271	14:09:44.133
(5) Aare Jürgenson			
1	58.678	+3.548	14:07:01.305
2	56.404	+1.274	14:07:57.709
3	55.166	+0.036	14:08:52.875
4	55.130		14:09:48.005
(8) Sander Roosimaa			
1	1:04.649	+11.538	14:07:07.196
2	53.381	+0.270	14:08:00.577
3	53.111		14:08:53.688
4	55.427	+2.316	14:09:49.115
(13) Aivo Ojala			
1	1:12.329	+17.270	14:07:14.876
2	56.588	+1.529	14:08:11.464
3	55.059		14:09:06.523
4	56.572	+1.513	14:10:03.095

Lap	Lap Tm	Diff	Time of Day
-----	--------	------	-------------

Lap	Lap Tm	Diff	Time of Day
-----	--------	------	-------------

**OLEREX Eesti MV III etapp rallikrossis****Lapchart**

Division 1A

Piiroja Rallycross Track 1,080 Km

eelsõit 2 - 4 ringi - 1. start

9.07.2011 13:15

Race (4 Laps) started at 14:06:02

Competitors**Laps**

	0	1	2	3	4
Erki Külvi (16)	1	16	16	16	16
Sander Roosimaa (8)	2	8	5	5	5
Aivo Ojala (13)	3	13	8	8	8
Aare Jürgenson (5)	4	5	13	13	13



OLEREX Eesti MV III etapp rallikrossis

Sorted on Laps

Division 1A

Piiraja Rallycross Track 1,080 Km

eelsõit 2 - 4 ringi - 2. start

9.07.2011 13:20

Race (4 Laps) started at 14:12:55

Pos	No.	Name	Nat	Make	Entrant/Race Team	Laps	Total Tm	Diff	Gap	In Lap	Best Tm	Points
1	7	Arvo Kask	EST	Yellow Racing	Volkswagen Golf I	4	3:28.492			4	50.904	0
2	17	Tatiana Eliseeva	RUS	Erki Sport	Lada Samara	4	3:31.025	2.533	2.533	4	51.383	0
3	11	Imre Karu	EST	Yellow Racing	Lada Samara	4	3:36.041	7.549	5.016	2	52.339	0
4	9	Artur Metsare	EST	Märjamaa Rally Team	Lada Samara	4	3:37.662	9.170	1.621	3	55.350	0

Margin of Victory	Avg. Speed	Best Lap Tm	Best Spd	Best Lap by
2.533	74,593	50.904	76,379	7 - Arvo Kask

Organizer: Rallikrossi Arenduse MTÜ Posted at:

Officialised at:

Orbits

Clerk of the Course: Ain Brunfeldt

Secretary of race: Merike Kask

Official Timing: EAL Timing

Printed: 11.07.2011 19:31:42



OLEREX Eesti MV III etapp rallikrossis

Division 1A

Piiraja Rallycross Track 1,080 Km

eelsõit 2 - 4 ringi - 2. start

9.07.2011 13:20

Race (4 Laps) started at 14:12:55

Lap	Lap Tm	Diff	Time of Day
(7) Arvo Kask			
1	53.591	+2.687	14:13:49.014
2	51.582	+0.678	14:14:40.596
3	52.285	+1.381	14:15:32.881
4	50.904		14:16:23.785
(17) Tatiana Eliseeva			
1	53.124	+1.741	14:13:48.417
2	52.323	+0.940	14:14:40.740
3	54.195	+2.812	14:15:34.935
4	51.383		14:16:26.318
(11) Imre Karu			
1	55.803	+3.464	14:13:51.133
2	52.339		14:14:43.472
3	53.772	+1.433	14:15:37.244
4	54.090	+1.751	14:16:31.334
(9) Artur Metsare			
1	56.247	+0.896	14:13:52.136
2	1:01.745	+6.394	14:14:53.882
3	45.350	-10.000	14:15:39.232
4	53.723	-1.627	14:16:32.955

Lap Lap Tm Diff Time of Day

Lap Lap Tm Diff Time of Day

**OLEREX Eesti MV III etapp rallikrossis****Lapchart**

Division 1A

Piiroja Rallycross Track 1,080 Km

eelsõit 2 - 4 ringi - 2. start

9.07.2011 13:20

Race (4 Laps) started at 14:12:55

Competitors**Laps**

	0	1	2	3	4	
Tatiana Eliseeva (17)	1	17	17	7	7	7
Imre Karu (11)	2	11	7	17	17	17
Arvo Kask (7)	3	7	11	11	11	11
Artur Metsare (9)	4	9	9	9	9	9



OLEREX Eesti MV III etapp rallikrossis

Sorted on Laps

Division 1A

Piiraja Rallycross Track 1,080 Km

eelsõit 2 - 4 ringi - 3. start

9.07.2011 13:25

Race (4 Laps) started at 14:17:29

Pos	No.	Name	Nat	Make	Entrant/Race Team	Laps	Total Tm	Diff	Gap	In Lap	Best Tm	Points
1	10	Andre Kurg	EST	Ligur Racing	Lada Samara	4	3:24.090			2	50.441	0
2	6	Janno Ligur	EST	Ligur Racing	Lada Samara	4	3:24.564	0.474	0.474	2	50.603	0
3	3	Sander Palmiste	EST	Ligur Racing	Volkswagen Golf I	4	3:24.893	0.803	0.329	4	50.347	0

Margin of Victory	Avg. Speed	Best Lap Tm	Best Spd	Best Lap by
0.474	76,202	50.347	77,224	3 - Sander Palmiste

Organizer: Rallikrossi Arenduse MTÜ Posted at:

Officialised at:

Orbits

Clerk of the Course: Ain Brunfeldt

Secretary of race: Merike Kask

Official Timing: EAL Timing

Printed: 11.07.2011 19:32:16



OLEREX Eesti MV III etapp rallikrossis


Division 1A

Piiraja Rallycross Track 1,080 Km

eelsõit 2 - 4 ringi - 3. start

9.07.2011 13:25

Race (4 Laps) started at 14:17:29



Lap	Lap Tm	Diff	Time of Day
(10) Andre Kurg			
1	51.970	+1.529	14:18:21.779
2	50.441		14:19:12.220
3	50.720	+0.279	14:20:02.940
4	50.959	+0.518	14:20:53.899
(6) Janno Ligur			
1	52.219	+1.616	14:18:22.108
2	50.603		14:19:12.711
3	50.656	+0.053	14:20:03.367
4	51.006	+0.403	14:20:54.373
(3) Sander Palmiste			
1	52.504	+2.157	14:18:22.775
2	51.185	+0.838	14:19:13.960
3	50.395	+0.048	14:20:04.355
4	50.347		14:20:54.702

Lap Lap Tm Diff Time of Day

Lap Lap Tm Diff Time of Day

**OLEREX Eesti MV III etapp rallikrossis****Lapchart**

Division 1A

Piiroja Rallycross Track 1,080 Km

eelsõit 2 - 4 ringi - 3. start

9.07.2011 13:25

Race (4 Laps) started at 14:17:29

**Competitors****Laps**

	0	1	2	3	4
1 Andre Kurg (10)	10	10	10	10	10
2 Janno Ligur (6)	6	6	6	6	6
3 Sander Palmiste (3)	3	3	3	3	3




OLEREX Eesti MV III etapp rallikrossis

Division 1A

Piiraja Rallycross Track 1,080 Km

2. eelvoor



Pos	No.	Name	Nat	Laps	Total Tm	Diff	R1.	R2.	R3.	Points
1	10	Andre Kurg	EST	4	3:24.090		-	-	4 [3:24.090]	1
2	6	Janno Ligur	EST	4	3:24.564	0.474	-	-	4 [3:24.564]	2
3	3	Sander Palmiste	EST	4	3:24.893	0.803	-	-	4 [3:24.893]	3
4	7	Arvo Kask	EST	4	3:28.492	4.402	-	4 [3:28.492]	-	4
5	17	Tatiana Eliseeva	RUS	4	3:31.025	6.935	-	4 [3:31.025]	-	5
6	11	Imre Karu	EST	4	3:36.041	11.951	-	4 [3:36.041]	-	6
7	9	Artur Metsare	EST	4	3:37.662	13.572	-	4 [3:37.662]	-	7
8	16	Erki Külvi	EST	4	3:41.620	17.530	4 [3:41.620]	-	-	8
9	5	Aare Jürgenson	EST	4	3:45.492	21.402	4 [3:45.492]	-	-	9
10	8	Sander Roosimaa	EST	4	3:46.602	22.512	4 [3:46.602]	-	-	10
11	13	Aivo Ojala	EST	4	4:00.582	36.492	4 [4:00.582]	-	-	11

**OLEREX Eesti MV III etapp rallikrossis**

Division 1A

Piiroja Rallycross Track 1,080 Km

1 + 2 eelvoorude punktitable

Pos	No.	Name	Entrant/Race Team	Make	R1.	R2.	Total points
1	10	Andre Kurg	Lada Samara	Ligur Racing	2	1	3
2	6	Janno Ligur	Lada Samara	Ligur Racing	1	2	3
3	3	Sander Palmiste	Volkswagen Golf II	Ligur Racing	3	3	6
4	17	Tatiana Eliseeva	Lada Samara	Erki Sport	4	5	9
5	7	Arvo Kask	Volkswagen Golf II	Yellow Racing	6	4	10
6	11	Imre Karu	Lada Samara	Yellow Racing	5	6	11
7	9	Artur Metsare	Lada Samara	Märjamaa Rally Team	7	7	14
8	16	Erki Külvi	Honda Civic	ProRex Racing	10	8	18
9	8	Sander Roosimaa	Volkswagen Golf II	Yellow Racing	9	10	19
10	13	Aivo Ojala	Lada Samara	Yellow Racing	8	11	19
11	5	Aare Jürgenson	Volkswagen Golf II	Yellow Racing	80	9	89

**OLEREX Eesti MV III etapp rallikrossis****Sorted on Best Lap time**

Division 1A

Piiroja Rallycross Track 1,080 Km

stardipositsioonide valiku järjestus - eelsõit 3

9.07.2011 14:15

Qualifying

Pos	No.	Name	Nat/State	Make	Entrant/Race Team
1	16	Erki Külvi	EST	ProRex Racing	Honda Civic
2	5	Aare Jürgenson	EST	Yellow Racing	Volkswagen Golf II
3	8	Sander Roosimaa	EST	Yellow Racing	Volkswagen Golf II
4	13	Aivo Ojala	EST	Yellow Racing	Lada Samara
5	7	Arvo Kask	EST	Yellow Racing	Volkswagen Golf II
6	17	Tatiana Eliseeva	RUS	Erki Sport	Lada Samara
7	11	Imre Karu	EST	Yellow Racing	Lada Samara
8	9	Artur Metsare	EST	Märjamaa Rally Te	Lada Samara
9	10	Andre Kurg	EST	Ligur Racing	Lada Samara
10	6	Janno Ligur	EST	Ligur Racing	Lada Samara
11	3	Sander Palmiste	EST	Ligur Racing	Volkswagen Golf II



OLEREX Eesti MV III etapp rallikrossis

Sorted on Laps

Division 1A

Piiraja Rallycross Track 1,080 Km

eelsõit 3 - 4 ringi - 1. start

9.07.2011 14:15

Race (4 Laps) started at 15:39:53

Pos	No.	Name	Nat	Make	Entrant/Race Team	Laps	Total Tm	Diff	Gap	In Lap	Best Tm	Points
1	8	Sander Roosimaa	EST	Yellow Racing	Volkswagen Golf I	4	3:35.765			4	52.651	0
2	16	Erki Külvi	EST	ProRex Racing	Honda Civic	4	3:38.440	2.675	2.675	3	53.818	0
3	13	Aivo Ojala	EST	Yellow Racing	Lada Samara	4	3:40.681	4.916	2.241	3	54.174	0
4	5	Aare Jürgenson	EST	Yellow Racing	Volkswagen Golf II	4	3:53.204	17.439	12.523	4	54.853	0

Margin of Victory	Avg. Speed	Best Lap Tm	Best Spd	Best Lap by
2.675	72,078	52.651	73,845	8 - Sander Roosimaa

Organizer: Rallikrossi Arenduse MTÜ Posted at:

Officialised at:

Orbits

Clerk of the Course: Ain Brunfeldt

Secretary of race: Merike Kask

Official Timing: EAL Timing

Printed: 11.07.2011 19:34:44



OLEREX Eesti MV III etapp rallikrossis

Division 1A

Piiraja Rallycross Track 1,080 Km

eelsõit 3 - 4 ringi - 1. start

9.07.2011 14:15

Race (4 Laps) started at 15:39:53

Lap	Lap Tm	Diff	Time of Day
(8) Sander Roosimaa			
1	55.659	+3.008	15:40:49.629
2	53.655	+1.004	15:41:43.284
3	53.645	+0.994	15:42:36.929
4	52.651		15:43:29.580
(16) Erki Külvi			
1	55.138	+1.320	15:40:48.953
2	55.569	+1.751	15:41:44.522
3	53.818		15:42:38.340
4	53.915	+0.097	15:43:32.255
(13) Aivo Ojala			
1	56.987	+2.813	15:40:51.001
2	55.106	+0.932	15:41:46.107
3	54.174		15:42:40.281
4	54.215	+0.041	15:43:34.496
(5) Aare Jürgenson			
1	59.109	+4.256	15:40:53.510
2	1:03.638	+8.785	15:41:57.148
3	55.018	+0.165	15:42:52.166
4	54.853		15:43:47.019

Lap Lap Tm Diff Time of Day

Lap Lap Tm Diff Time of Day

**OLEREX Eesti MV III etapp rallikrossis****Lapchart**

Division 1A

Piiroja Rallycross Track 1,080 Km

eelsõit 3 - 4 ringi - 1. start

9.07.2011 14:15

Race (4 Laps) started at 15:39:53

**Competitors****Laps**

	0	1	2	3	4	
Erki Külvi (16)	1	16	16	8	8	8
Sander Roosimaa (8)	2	8	8	16	16	16
Aivo Ojala (13)	3	13	13	13	13	13
Aare Jürgenson (5)	4	5	5	5	5	5



OLEREX Eesti MV III etapp rallikrossis

Sorted on Laps


Division 1A

Piiraja Rallycross Track 1,080 Km

eelsõit 3 - 4 ringi - 2. start

9.07.2011 14:20

Race (4 Laps) started at 15:44:42



Pos	No.	Name	Nat	Make	Entrant/Race Team	Laps	Total Tm	Diff	Gap	In Lap	Best Tm	Points
1	7	Arvo Kask	EST	Yellow Racing	Volkswagen Golf I	4	3:27.570			4	51.416	0
2	9	Artur Metsare	EST	Märjamaa Rally Team	Lada Samara	4	3:30.984	3.414	3.414	3	51.962	0
3	17	Tatiana Eliseeva	RUS	Erki Sport	Lada Samara	4	3:35.773	8.203	4.789	4	52.827	0
4	11	Imre Karu	EST	Yellow Racing	Lada Samara	3	2:45.239	1 Lap	1 Lap	2	53.702	0

Margin of Victory	Avg. Speed	Best Lap Tm	Best Spd	Best Lap by
3.414	74,924	51.416	75,618	7 - Arvo Kask

Organizer: Rallikrossi Arenduse MTÜ Posted at:

Officialised at:

Orbits

Clerk of the Course: Ain Brunfeldt

Secretary of race: Merike Kask

Official Timing: EAL Timing

Printed: 11.07.2011 19:35:18



OLEREX Eesti MV III etapp rallikrossis

Division 1A

Piiraja Rallycross Track 1,080 Km

eelsõit 3 - 4 ringi - 2. start

9.07.2011 14:20

Race (4 Laps) started at 15:44:42

Lap	Lap Tm	Diff	Time of Day
(7) Arvo Kask			
1	51.971	+0.555	15:45:34.814
2	52.320	+0.904	15:46:27.134
3	51.863	+0.447	15:47:18.997
4	51.416		15:48:10.413
(9) Artur Metsare			
1	54.144	+2.182	15:45:37.172
2	52.591	+0.629	15:46:29.763
3	51.962		15:47:21.725
4	52.102	+0.140	15:48:13.827
(17) Tatiana Eliseeva			
1	55.886	+3.059	15:45:38.922
2	53.339	+0.512	15:46:32.261
3	53.528	+0.701	15:47:25.789
4	52.827		15:48:18.616
(11) Imre Karu			
1	54.950	+1.248	15:45:38.071
2	53.702		15:46:31.773
3	56.309	+2.607	15:47:28.082

Lap Lap Tm Diff Time of Day

Lap Lap Tm Diff Time of Day

**OLEREX Eesti MV III etapp rallikrossis****Lapchart**

Division 1A

Piiroja Rallycross Track 1,080 Km

eelsõit 3 - 4 ringi - 2. start

9.07.2011 14:20

Race (4 Laps) started at 15:44:42

Competitors**Laps**

	<u>0</u>	<u>1</u>	<u>2</u>	<u>3</u>	<u>4</u>
1 Arvo Kask (7)	7	7	7	7	7
2 Artur Metsare (9)	9	9	9	9	9
3 Tatiana Eliseeva (17)	17	11	11	17	17
4 Imre Karu (11)	11	17	17	11	



OLEREX Eesti MV III etapp rallikrossis

Sorted on Laps

Division 1A

Piiraja Rallycross Track 1,080 Km

eelsõit 3 - 4 ringi - 3. start

9.07.2011 14:25

Race (4 Laps) started at 16:04:01

Pos	No.	Name	Nat	Make	Entrant/Race Team	Laps	Total Tm	Diff	Gap	In Lap	Best Tm	Points
1	6	Janno Ligur	EST	Ligur Racing	Lada Samara	4	3:23.435			3	50.574	0
2	10	Andre Kurg	EST	Ligur Racing	Lada Samara	4	3:25.067	1.632	1.632	2	50.537	0
3	3	Sander Palmiste	EST	Ligur Racing	Volkswagen Golf I	4	3:29.163	5.728	4.096	4	50.169	0

Margin of Victory	Avg. Speed	Best Lap Tm	Best Spd	Best Lap by
1.632	76,447	50.169	77,498	3 - Sander Palmiste

Organizer: Rallikrossi Arenduse MTÜ Posted at:

Officialised at:

Orbits

Clerk of the Course: Ain Brunfeldt

Secretary of race: Merike Kask

Official Timing: EAL Timing

Printed: 11.07.2011 19:35:40



OLEREX Eesti MV III etapp rallikrossis

Division 1A

Piiraja Rallycross Track 1,080 Km

eelsõit 3 - 4 ringi - 3. start

9.07.2011 14:25

Race (4 Laps) started at 16:04:01



Lap	Lap Tm	Diff	Time of Day
(6) Janno Ligur			
1	51.047	+0.473	16:04:52.318
2	50.830	+0.256	16:05:43.148
3	50.574		16:06:33.722
4	50.984	+0.410	16:07:24.706
(10) Andre Kurg			
1	52.245	+1.708	16:04:53.852
2	50.537		16:05:44.389
3	51.150	+0.613	16:06:35.539
4	50.799	+0.262	16:07:26.338
(3) Sander Palmiste			
1	52.590	+2.421	16:04:54.394
2	52.138	+1.969	16:05:46.532
3	53.733	+3.564	16:06:40.265
4	50.169		16:07:30.434

Lap Lap Tm Diff Time of Day

Lap Lap Tm Diff Time of Day

**OLEREX Eesti MV III etapp rallikrossis****Lapchart**

Division 1A

Piiroja Rallycross Track 1,080 Km

eelsõit 3 - 4 ringi - 3. start

9.07.2011 14:25

Race (4 Laps) started at 16:04:01

Competitors**Laps**

	0	1	2	3	4
1 Janno Ligur (6)	6	6	6	6	6
2 Andre Kurg (10)	10	10	10	10	10
3 Sander Palmiste (3)	3	3	3	3	3




OLEREX Eesti MV III etapp rallikrossis

Division 1A

Piiraja Rallycross Track 1,080 Km

3. eelvoor




Pos	No.	Name	Nat	Laps	Total Tm	Diff	R1.	R2.	R3.	Points
1	6	Janno Ligur	EST	4	3:23.435		-	-	4 [3:23.435]	1
2	10	Andre Kurg	EST	4	3:25.067	1.632	-	-	4 [3:25.067]	2
3	7	Arvo Kask	EST	4	3:27.570	4.135	-	4 [3:27.570]	-	3
4	3	Sander Palmiste	EST	4	3:29.163	5.728	-	-	4 [3:29.163]	4
5	9	Artur Metsare	EST	4	3:30.984	7.549	-	4 [3:30.984]	-	5
6	8	Sander Roosimaa	EST	4	3:35.765	12.330	4 [3:35.765]	-	-	6
7	17	Tatiana Eliseeva	RUS	4	3:35.773	12.338	-	4 [3:35.773]	-	7
8	16	Erki Külvi	EST	4	3:38.440	15.005	4 [3:38.440]	-	-	8
9	13	Aivo Ojala	EST	4	3:40.681	17.246	4 [3:40.681]	-	-	9
10	5	Aare Jürgenson	EST	4	3:53.204	29.769	4 [3:53.204]	-	-	10
11	11	Imre Karu	EST	3	2:45.239	1 Lap	-	3 [2:45.239]	-	80

**OLEREX Eesti MV III etapp rallikrossis**

Division 1A

Piiroja Rallycross Track 1,080 Km

1 + 2 + 3 eelvoorude punktitable



Pos	No.	Name	Entrant/Race Team	Make	R1.	R2.	M3.	Total points
1	6	Janno Ligur	Lada Samara	Ligur Racing	1	2	1	2
2	10	Andre Kurg	Lada Samara	Ligur Racing	2	1	2	3
3	3	Sander Palmiste	Volkswagen Golf II	Ligur Racing	3	3	4	6
4	7	Arvo Kask	Volkswagen Golf II	Yellow Racing	6	4	3	7
5	17	Tatiana Eliseeva	Lada Samara	Erki Sport	4	5	7	9
6	11	Imre Karu	Lada Samara	Yellow Racing	5	6	80	11
7	9	Artur Metsare	Lada Samara	Märjamaa Rally Team	7	7	5	12
8	8	Sander Roosimaa	Volkswagen Golf II	Yellow Racing	9	10	6	15
9	16	Erki Külvi	Honda Civic	ProRex Racing	10	8	8	16
10	13	Aivo Ojala	Lada Samara	Yellow Racing	8	11	9	17
11	5	Aare Jürgenson	Volkswagen Golf II	Yellow Racing	80	9	10	19



OLEREX Eesti MV III etapp rallikrossis

Sorted on Laps

Division 1A

Piiraja Rallycross Track 1,080 Km

b finaal - 6 ringi

9.07.2011 15:00

Race (6 Laps) started at 17:26:27

Pos	No.	Name	Nat	Make	Entrant/Race Team	Laps	Total Tm	Diff	Gap	In Lap	Best Tm	Points
1	11	Imre Karu	EST	Yellow Racing	Lada Samara	6	5:31.100			4	53.989	0
2	8	Sander Roosimaa	EST	Yellow Racing	Volkswagen Golf II	6	5:33.863	2.763	2.763	2	54.564	0
3	9	Artur Metsare	EST	Märjamaa Rally Team	Lada Samara	6	5:34.623	3.523	0.760	2	54.511	0
4	16	Erki Külvi	EST	ProRex Racing	Honda Civic	6	5:34.878	3.778	0.255	2	54.166	0
5	13	Aivo Ojala	EST	Yellow Racing	Lada Samara	6	5:35.790	4.690	0.912	2	54.079	0
6	5	Aare Jürgenson	EST	Yellow Racing	Volkswagen Golf II	2	2:30.676	4 Laps	4 Laps	1	1:00.554	0

Margin of Victory	Avg. Speed	Best Lap Tm	Best Spd	Best Lap by
2.763	70,456	53.989	72,015	11 - Imre Karu

Organizer: Rallikrossi Arenduse MTÜ Posted at:

Officialised at:

Orbits

Clerk of the Course: Ain Brunfeldt

Secretary of race: Merike Kask

Official Timing: EAL Timing

Printed: 11.07.2011 19:37:03



OLEREX Eesti MV III etapp rallikrossis

Division 1A

Piiraja Rallycross Track 1,080 Km

b finaal - 6 ringi

9.07.2011 15:00

Race (6 Laps) started at 17:26:27

Lap	Lap Tm	Diff	Time of Day
(11) Imre Karu			
1	55.475	+1.486	17:27:22.960
2	54.769	+0.780	17:28:17.729
3	55.745	+1.756	17:29:13.474
4	53.989		17:30:07.463
5	55.215	+1.226	17:31:02.678
6	55.907	+1.918	17:31:58.585

(8) Sander Roosimaa			
1	56.433	+1.869	17:27:24.324
2	54.564		17:28:18.888
3	55.820	+1.256	17:29:14.708
4	54.718	+0.154	17:30:09.426
5	55.285	+0.721	17:31:04.711
6	56.637	+2.073	17:32:01.348

(9) Artur Metsare			
1	56.140	+1.629	17:27:23.708
2	54.511		17:28:18.219
3	55.938	+1.427	17:29:14.157
4	54.703	+0.192	17:30:08.860
5	56.595	+2.084	17:31:05.455
6	56.653	+2.142	17:32:02.108

(16) Erki Külvi			
1	57.717	+3.551	17:27:25.717
2	54.166		17:28:19.883
3	55.533	+1.367	17:29:15.416
4	55.038	+0.872	17:30:10.454
5	55.887	+1.721	17:31:06.341
6	56.022	+1.856	17:32:02.363

(13) Aivo Ojala			
1	58.687	+4.608	17:27:27.111
2	54.079		17:28:21.190
3	55.532	+1.453	17:29:16.722
4	54.583	+0.504	17:30:11.305
5	56.221	+2.142	17:31:07.526
6	55.749	+1.670	17:32:03.275

(5) Aare Jürgenson			
1	1:00.554		17:27:28.927
2	1:29.234	+28.680	17:28:58.161

Lap	Lap Tm	Diff	Time of Day
-----	--------	------	-------------

Lap	Lap Tm	Diff	Time of Day
-----	--------	------	-------------



OLEREX Eesti MV III etapp rallikrossis

Lapchart


Division 1A

Piiraja Rallycross Track 1,080 Km

b finaal - 6 ringi

9.07.2011 15:00

Race (6 Laps) started at 17:26:27



Competitors

Laps

	0	1	2	3	4	5	6
1 Imre Karu (11)	11	11	11	11	11	11	11
2 Artur Metsare (9)	9	9	9	9	9	8	8
3 Sander Roosimaa (8)	8	8	8	8	8	9	9
4 Erki Külvi (16)	16	16	16	16	16	16	16
5 Aare Jürgenson (5)	5	13	13	13	13	13	13
6 Aivo Ojala (13)	13	5	5				



OLEREX Eesti MV III etapp rallikrossis

Sorted on Laps

Division 1A

Piiraja Rallycross Track 1,080 Km

a finaal - 6 ringi

9.07.2011 15:15

Race (6 Laps) started at 17:48:00

Pos	No.	Name	Nat	Make	Entrant/Race Team	Laps	Total Tm	Diff	Gap	In Lap	Best Tm	Points
1	6	Janno Ligur	EST	Ligur Racing	Lada Samara	6	5:04.547			3	50.441	0
2	10	Andre Kurg	EST	Ligur Racing	Lada Samara	6	5:10.856	6.309	6.309	2	51.024	0
3	7	Arvo Kask	EST	Yellow Racing	Volkswagen Golf II	6	5:11.470	6.923	0.614	2	50.883	0
4	3	Sander Palmiste	EST	Ligur Racing	Volkswagen Golf II	6	5:12.109	7.562	0.639	2	50.613	0
5	17	Tatiana Eliseeva	RUS	Erki Sport	Lada Samara	5	4:51.753	1 Lap	1 Lap	2	53.566	0
6	11	Imre Karu	EST	Yellow Racing	Lada Samara	2	2:07.837	4 Laps	3 Laps	2	56.157	0

Margin of Victory	Avg. Speed	Best Lap Tm	Best Spd	Best Lap by
6.309	76,599	50.441	77,080	6 - Janno Ligur

Organizer: Rallikrossi Arenduse MTÜ Posted at:

Officialised at:

Orbits

Clerk of the Course: Ain Brunfeldt

Secretary of race: Merike Kask

Official Timing: EAL Timing

Printed: 11.07.2011 19:37:37



OLEREX Eesti MV III etapp rallikrossis

Division 1A

Piiraja Rallycross Track 1,080 Km

a finaal - 6 ringi

9.07.2011 15:15

Race (6 Laps) started at 17:48:00

Lap	Lap Tm	Diff	Time of Day
(6) Janno Ligur			
1	51.378	+0.937	17:48:52.016
2	50.531	+0.090	17:49:42.547
3	50.441		17:50:32.988
4	50.492	+0.051	17:51:23.480
5	50.648	+0.207	17:52:14.128
6	51.057	+0.616	17:53:05.185

Lap	Lap Tm	Diff	Time of Day
(10) Andre Kurg			
1	52.979	+1.955	17:48:53.733
2	51.024		17:49:44.757
3	52.163	+1.139	17:50:36.920
4	51.959	+0.935	17:51:28.879
5	51.064	+0.040	17:52:19.943
6	51.551	+0.527	17:53:11.494

Lap	Lap Tm	Diff	Time of Day
(7) Arvo Kask			
1	53.128	+2.245	17:48:54.265
2	50.883		17:49:45.148
3	52.113	+1.230	17:50:37.261
4	52.089	+1.206	17:51:29.350
5	51.213	+0.330	17:52:20.563
6	51.545	+0.662	17:53:12.108

Lap	Lap Tm	Diff	Time of Day
(3) Sander Palmiste			
1	53.547	+2.934	17:48:55.922
2	50.613		17:49:46.535
3	52.188	+1.575	17:50:38.723
4	51.259	+0.646	17:51:29.982
5	51.481	+0.868	17:52:21.463
6	51.284	+0.671	17:53:12.747

Lap	Lap Tm	Diff	Time of Day
(17) Tatiana Eliseeva			
1	1:14.448	+20.882	17:49:16.182
2	53.566		17:50:09.748
3	54.761	+1.195	17:51:04.509
4	54.130	+0.564	17:51:58.639
5	53.752	+0.186	17:52:52.391

Lap	Lap Tm	Diff	Time of Day
(11) Imre Karu			
1	1:10.673	+14.516	17:49:12.318
2	56.157		17:50:08.475



OLEREX Eesti MV III etapp rallikrossis

Lapchart

Division 1A

Piiraja Rallycross Track 1,080 Km

a finaal - 6 ringi

9.07.2011 15:15

Race (6 Laps) started at 17:48:00



Competitors

Laps

	0	1	2	3	4	5	6
1 Janno Ligur (6)	6	6	6	6	6	6	6
2 Andre Kurg (10)	10	10	10	10	10	10	10
3 Arvo Kask (7)	7	7	7	7	7	7	7
4 Imre Karu (11)	11	3	3	3	3	3	3
5 Tatiana Eliseeva (17)	17	11	11	17	17	17	
6 Sander Palmiste (3)	3	17	17				