



OLEREX ESTONIAN RALLYCROSS CHAMPIONSHIP V ROUND

Piiraja rallycross track, Estonia

03.09.2011

Timing and results by EAL Timing



<http://www.mylaps.ee>





Track name: Piiraja Rallycross track

Track Length: 1080 m Width: 10-14 m

Turns: 7 (1 left; 6 right)

Track Direction: clockwise

Track address: Alastvere village, Põltsamaa parish, Estonia

Web: <http://www.nabaeestiponevuskeskus.eu>

Time zone: GMT +1

Track records:

Division 1

45,745 Sten Oja, EST, Mitsubishi Lancer EVO VI, Yellow Racing 03.09.2011

ERK 2000

48,566 Martins Porietis, LAT, Volkswagen Golf III 09.07.2011

RWD

48,911 Ilgonis Kruminis, LAT, BMW 318 09.07.2011

Division 1A

50,132 Andre Kurg, EST, Lada Samara, Ligur Racing 03.09.2011

ERK Juunior

53,413 Sander Miljand, EST, Volkswagen Golf II, Yellow Racing 03.09.2011


OLEREX Eesti MV V etapp rallikrossis
Sorted on Best Lap time

Warm up

Piiroja Rallycross Track 1,080 Km

Division1,Division1A,ERK 2000,ERK Juunior,RWD

3.09.2011 08:15

Practice started at 8:49:41

Pos	No.	Name	Nat	Entrant/Race Team	Make	Best Tm	Diff	Gap	In Lap	Laps	Best Speed
Division 1											
1	55	Valdur Reinsalu	EST	Reinsalu Sport	Ford Fiesta	47.327			7	7	82,152
2	9	Sten Oja	EST	Yellow Racing	Mitsubishi Lancer EVO VI	47.634	0.307	0.307	5	7	81,622
3	4	Pait Reiman	EST	G.M. Racing	Mitsubishi Lancer EVO VI	48.509	1.182	0.875	6	7	80,150
4	12	Sten Karuks	EST	Yellow Racing	Ford Escort RS Cosworth	49.214	1.887	0.705	3	7	79,002
5	10	Helmet Palm	EST	Märjamaa Rally Team	Mitsubishi Lancer EVO VI	49.614	2.287	0.400	5	6	78,365
6	7	Andri Õun	EST	Reinsalu Sport	Skoda Fabia WRC	49.756	2.429	0.142	6	7	78,141

Division 1A

1	6	Janno Ligur	EST	Ligur Racing	Lada Samara	50.653			7	7	76,758
2	7	Arvo Kask	EST	Yellow Racing	Volkswagen Golf II	51.512	0.859	0.859	2	3	75,478
3	3	Sander Palmiste	EST	Ligur Racing	Volkswagen Golf II	51.655	1.002	0.143	6	7	75,269
4	8	Sander Roosimaa	EST	Yellow Racing	Volkswagen Golf II	52.102	1.449	0.447	2	5	74,623
5	10	Andre Kurg	EST	Ligur Racing	Lada Samara	52.630	1.977	0.528	6	7	73,874
6	9	Artur Metsare	EST	Märjamaa Rally Team	Lada Samara	53.112	2.459	0.482	3	7	73,204
7	13	Aivo Ojala	EST	Yellow Racing	Lada Samara	53.228	2.575	0.116	7	7	73,044
8	11	Imre Karu	EST	Yellow Racing	Lada Samara	53.698	3.045	0.470	7	7	72,405
9	16	Erki Külvi	EST	ProRex Racing	Honda Civic	58.007	7.354	4.309	3	3	67,026

ERK 2000

1	6	Silver Havamaa	EST	Erki Sport	Honda Civic Type-R	50.248			6	7	77,376
2	5	Alvar Kuusik	EST	Yellow Racing	Volkswagen Golf II	51.733	1.485	1.485	2	7	75,155
3	18	Priit Rebane	EST	G.M. Racing	Mitsubishi Colt	51.962	1.714	0.229	5	7	74,824
4	10	Reinis Nitiss	LAT	SKN Sports	Volkswagen Golf III	52.249	2.001	0.287	1	5	74,413
5	2	Toomas Lõhmus	EST	Ligur Racing	Nissan Sunny GTI	52.578	2.330	0.329	6	7	73,947

ERK juunior

1	17N	Sander Miljand	EST	Yellow Racing	Volkswagen Golf II	53.859			2	7	72,188
2	20N	Andre Teder	EST	Ligur Racing	Volkswagen Golf II	56.261	2.402	2.402	5	7	69,106
3	19N	Marten Teppan	EST	Talvar Racing	Lada 2105	58.356	4.497	2.095	7	7	66,626

RWD

1	11	Rommi Pukk	EST	Ligur Racing	BMW 318	50.814			6	7	76,514
2	3	Kalmer Vaht	EST	Erki Sport	Lada 2101	51.067	0.253	0.253	2	3	76,135
3	5	Kevo Kärp	EST	Ligur Racing	Lada 2101	51.858	1.044	0.791	3	7	74,974
4	6	Siim Sündema	EST	LaitseRallyPark	BMW 328	52.016	1.202	0.158	6	7	74,746
5	2	Sten Suvemaa	EST	LaitseRallyPark	BMW M3	52.061	1.247	0.045	6	7	74,682



OLEREX Eesti MV V etapp rallikrossis

Warm up

Piiraja Rallycross Track 1,080 Km

Division1,Division1A,ERK 2000,ERK Juunior,RWD

3.09.2011 08:15

Practice started at 8:49:41

Lap	Lap Tm	Diff	Time of Day
(55) Valdur Reinsalu			
1	48.991	+1.664	9:15:10.994
2	48.202	+0.875	9:15:59.196
3	3:44.199	+2:56.872	9:19:43.395
4	40:38.583	+39:51.256	10:00:21.978
5	48.453	+1.126	10:01:10.431
6	48.047	+0.720	10:01:58.478
7	47.327		10:02:45.805

Lap	Lap Tm	Diff	Time of Day
(9) Sten Oja			
1	51.296	+3.662	9:36:46.948
2	49.851	+2.217	9:37:36.799
3	50.003	+2.369	9:38:26.802
4	21:32.074	+20:44.440	9:59:58.876
5	47.634		10:00:46.510
6	48.941	+1.307	10:01:35.451
7	49.371	+1.737	10:02:24.822

Lap	Lap Tm	Diff	Time of Day
(4) Pait Reiman			
1	49.973	+1.464	9:56:34.958
2	49.535	+1.026	9:57:24.493
3	48.988	+0.479	9:58:13.481
4	5:36.491	+4:47.982	10:03:49.972
5	49.073	+0.564	10:04:39.045
6	48.509		10:05:27.554
7	49.265	+0.756	10:06:16.819

Lap	Lap Tm	Diff	Time of Day
(12) Sten Karuks			
1	49.894	+0.680	9:28:05.620
2	51.583	+2.369	9:28:57.203
3	49.214		9:29:46.417
4	1:32.623	+43.409	9:31:19.040
5	49.655	+0.441	9:32:08.695
6	50.949	+1.735	9:32:59.644
7	49.722	+0.508	9:33:49.366

Lap	Lap Tm	Diff	Time of Day
(10) Helmet Palm			
1	50.667	+1.053	9:47:05.110
2	51.698	+2.084	9:47:56.808
3	58.495	+8.881	9:48:55.303
4	26:09.384	+25:19.770	10:15:04.687
5	49.614		10:15:54.301
6	58.291	+8.677	10:16:52.592

Lap	Lap Tm	Diff	Time of Day
(7) Andri Õun			
1	52.124	+2.368	9:27:57.602
2	53.204	+3.448	9:28:50.806
3	50.930	+1.174	9:29:41.736
4	33:59.816	+33:10.060	10:03:41.552
5	51.198	+1.442	10:04:32.750
6	49.756		10:05:22.506
7	49.982	+0.226	10:06:12.488

Lap	Lap Tm	Diff	Time of Day
(6) Silver Havamaa			
1	51.360	+1.112	9:47:14.693
2	50.491	+0.243	9:48:05.184
3	52.664	+2.416	9:48:57.848
4	6:55.484	+6:05.236	9:55:53.332
5	50.828	+0.580	9:56:44.160
6	50.248		9:57:34.408
7	52.828	+2.580	9:58:27.236

Lap	Lap Tm	Diff	Time of Day
(6) Janno Ligur			
1	52.333	+1.680	9:10:37.521
2	53.494	+2.841	9:11:31.015

Lap	Lap Tm	Diff	Time of Day
3	51.076	+0.423	9:12:22.091
4	2:08.860	+1:18.207	9:14:30.951
5	51.080	+0.427	9:15:22.031
6	53.262	+2.609	9:16:15.293
7	50.653		9:17:05.946

Lap	Lap Tm	Diff	Time of Day
(11) Rommi Pukk			
1	52.212	+1.398	9:15:40.831
2	51.089	+0.275	9:16:31.920
3	52.852	+2.038	9:17:24.772
4	18:02.983	+17:12.169	9:35:27.755
5	52.084	+1.270	9:36:19.839
6	50.814		9:37:10.653
7	52.694	+1.880	9:38:03.347

Lap	Lap Tm	Diff	Time of Day
(3) Kalmer Vaht			
1	52.649	+1.582	9:31:50.506
2	51.067		9:32:41.573
3	51.253	+0.186	9:33:32.826

Lap	Lap Tm	Diff	Time of Day
(7) Arvo Kask			
1	55.090	+3.578	8:52:25.460
2	51.512		8:53:16.972
3	53.616	+2.104	8:54:10.588

Lap	Lap Tm	Diff	Time of Day
(3) Sander Palmiste			
1	52.972	+1.317	9:15:33.422
2	52.023	+0.368	9:16:25.445
3	54.227	+2.572	9:17:19.672
4	38:42.885	+37:51.230	9:56:02.557
5	53.740	+2.085	9:56:56.297
6	51.655		9:57:47.952
7	54.407	+2.752	9:58:42.359

Lap	Lap Tm	Diff	Time of Day
(5) Alvar Kuusik			
1	53.968	+2.235	8:52:33.523
2	51.733		8:53:25.256
3	52.539	+0.806	8:54:17.795
4	41:27.918	+40:36.185	9:35:45.713
5	53.398	+1.665	9:36:39.111
6	52.183	+0.450	9:37:31.294
7	54.875	+3.142	9:38:26.169

Lap	Lap Tm	Diff	Time of Day
(5) Kevo Kärp			
1	53.179	+1.321	9:23:54.196
2	52.229	+0.371	9:24:46.425
3	51.858		9:25:38.283
4	26:03.909	+25:12.051	9:51:42.192
5	54.754	+2.896	9:52:36.946
6	51.949	+0.091	9:53:28.895
7	52.341	+0.483	9:54:21.236

Lap	Lap Tm	Diff	Time of Day
(18) Priit Rebane			
1	53.263	+1.301	9:23:44.863
2	54.498	+2.536	9:24:39.361
3	52.377	+0.415	9:25:31.738
4	21:00.846	+20:08.884	9:46:32.584
5	51.962		9:47:24.546
6	51.978	+0.016	9:48:16.524
7	54.305	+2.343	9:49:10.829

Lap	Lap Tm	Diff	Time of Day
(6) Siim Sündema			
1	53.211	+1.195	9:52:44.887
2	52.081	+0.065	9:53:36.968
3	52.118	+0.102	9:54:29.086
4	20:45.108	+19:53.092	10:15:14.194

Lap	Lap Tm	Diff	Time of Day
5	54.794	+2.778	10:16:08.988
6	52.016		10:17:01.004
7	52.116	+0.100	10:17:53.120

Lap	Lap Tm	Diff	Time of Day
(2) Sten Suvemaa			
1	53.845	+1.784	9:47:33.964
2	55.696	+3.635	9:48:29.660
3	52.376	+0.315	9:49:22.036
4	18:03.482	+17:11.421	10:07:25.518
5	53.069	+1.008	10:08:18.587
6	52.061		10:09:10.648
7	53.933	+1.872	10:10:04.581

Lap	Lap Tm	Diff	Time of Day
(8) Sander Roosimaa			
1	53.521	+1.419	8:52:52.381
2	52.102		8:53:44.483
3	54.749	+2.647	8:54:39.232
4	40:57.707	+40:05.605	9:35:36.939
5	52.355	+0.253	9:36:29.294

Lap	Lap Tm	Diff	Time of Day
(10) Reinis Nitiss			
1	52.249		9:28:25.546
2	53.638	+1.389	9:29:19.184
3	2:11.679	+1:19.430	9:31:30.863
4	52.660	+0.411	9:32:23.523
5	53.630	+1.381	9:33:17.153

Lap	Lap Tm	Diff	Time of Day
(2) Toomas Lõhmus			
1	54.441	+1.863	9:23:36.021
2	55.671	+3.093	9:24:31.692
3	52.951	+0.373	9:25:24.643
4	2:00.062	+1:07.484	9:27:24.705
5	53.601	+1.023	9:28:18.306
6	52.578		9:29:10.884
7	53.203	+0.625	9:30:04.087

Lap	Lap Tm	Diff	Time of Day
(10) Andre Kurg			
1	54.827	+2.197	9:32:05.376
2	53.213	+0.583	9:32:58.589
3	54.867	+2.237	9:33:53.456
4	41:29.971	+40:37.341	10:15:23.427
5	55.252	+2.622	10:16:18.679
6	52.630		10:17:11.309
7	53.195	+0.565	10:18:04.504

Lap	Lap Tm	Diff	Time of Day
(9) Artur Metsare			
1	55.071	+1.959	9:52:55.909
2	55.927	+2.815	9:53:51.836
3	53.112		9:54:44.948
4	16:39.909	+15:46.797	10:11:24.857
5	55.189	+2.077	10:12:20.046
6	53.138	+0.026	10:13:13.184
7	56.193	+3.081	10:14:09.377

Lap	Lap Tm	Diff	Time of Day
(13) Aivo Ojala			
1	54.914	+1.686	9:05:42.053
2	56.451	+3.223	9:06:38.504
3	54.889	+1.661	9:07:33.393
4	15:37.039	+14:43.811	9:23:10.432
5	55.687	+2.459	9:24:06.119
6	56.652	+3.424	9:25:02.771
7	53.228		9:25:55.999

Lap	Lap Tm	Diff	Time of Day
(11) Imre Karu			
1	54.679	+0.981	9:57:06.946
2	56.386	+2.688	9:58:03.332

**OLEREX Eesti MV V etapp rallikrossis****Sorted on Best Lap time**

Division 1A

Piiroja Rallycross Track 1,080 Km

kvalifikatsioon - 3 ringi

3.09.2011 11:00

Qualifying started at 11:00:48

Pos	No.	Name	Nat	Entrant/Race Team	Make	Best Tm	Diff	Gap	In Lap	Laps	Best Speed
1	6	Janno Ligur	EST	Ligur Racing	Lada Samara	50.523			3	3	76,955
2	3	Sander Palmiste	EST	Ligur Racing	Volkswagen Golf II	51.351	0.828	0.828	1	3	75,714
3	9	Artur Metsare	EST	Märjamaa Rally Team	Lada Samara	52.258	1.735	0.907	3	3	74,400
4	7	Arvo Kask	EST	Yellow Racing	Volkswagen Golf II	52.309	1.786	0.051	1	1	74,328
5	10	Andre Kurg	EST	Ligur Racing	Lada Samara	52.347	1.824	0.038	2	3	74,274
6	8	Sander Roosimaa	EST	Yellow Racing	Volkswagen Golf II	52.367	1.844	0.020	3	3	74,245
7	11	Imre Karu	EST	Yellow Racing	Lada Samara	53.012	2.489	0.645	3	3	73,342
8	13	Aivo Ojala	EST	Yellow Racing	Lada Samara	53.367	2.844	0.355	3	3	72,854
DQ	16	Erki Külvi	EST	ProRex Racing	Honda Civic	54.075	3.552	0.708	2	3	71,900



OLEREX Eesti MV V etapp rallikrossis

Division 1A

Piiraja Rallycross Track 1,080 Km

kvalifikatsioon - 3 ringi

3.09.2011 11:00

Qualifying started at 11:00:48

Lap	Lap Tm	Diff	Time of Day
(6) Janno Ligur			
1	51.005	+0.482	11:02:09.124
2	50.537	+0.014	11:02:59.661
3	50.523		11:03:50.184
(3) Sander Palmiste			
1	51.351		11:01:39.895
2	51.665	+0.314	11:02:31.560
3	51.829	+0.478	11:03:23.389
(9) Artur Metsare			
1	53.048	+0.790	11:09:36.405
2	54.095	+1.837	11:10:30.500
3	52.258		11:11:22.758
(7) Arvo Kask			
1	52.309		11:02:00.734
(10) Andre Kurg			
1	54.233	+1.886	11:09:26.949
2	52.347		11:10:19.296
3	54.982	+2.635	11:11:14.278
(8) Sander Roosimaa			
1	54.049	+1.682	11:01:52.075
2	52.634	+0.267	11:02:44.709
3	52.367		11:03:37.076
(11) Imre Karu			
1	59.172	+6.160	11:05:56.136
2	53.593	+0.581	11:06:49.729
3	53.012		11:07:42.741
(13) Aivo Ojala			
1	53.749	+0.382	11:05:39.903
2	54.123	+0.756	11:06:34.026
3	53.367		11:07:27.393
(16) Erki Külvi			
1	55.582	+1.507	11:06:03.360
2	54.075		11:06:57.435
3	54.948	+0.873	11:07:52.383

Lap Lap Tm Diff Time of Day

Lap Lap Tm Diff Time of Day

**OLEREX Eesti MV V etapp rallikrossis****Sorted on Best Lap time**

Division 1A

Piiroja Rallycross Track 1,080 Km

stardipositsioonide valiku järjestus - eelsõit 1

3.09.2011 12:15

Qualifying

Pos	No.	Name	Nat	Entrant/Race Team	Make
1	11	Imre Karu	EST	Yellow Racing	Lada Samara
2	13	Aivo Ojala	EST	Yellow Racing	Lada Samara
3	16	Erki Külvi	EST	ProRex Racing	Honda Civic
4	7	Arvo Kask	EST	Yellow Racing	Volkswagen Golf II
5	10	Andre Kurg	EST	Ligur Racing	Lada Samara
6	8	Sander Roosimaa	EST	Yellow Racing	Volkswagen Golf II
7	6	Janno Ligur	EST	Ligur Racing	Lada Samara
8	3	Sander Palmiste	EST	Ligur Racing	Volkswagen Golf II
9	9	Artur Metsare	EST	Märjamaa Rally Team	Lada Samara



OLEREX Eesti MV V etapp rallikrossis

Sorted on Laps

Division 1A

Piiraja Rallycross Track 1,080 Km

eelsõit 1 - 4 ringi - 1. start

3.09.2011 12:15

Race (4 Laps) started at 12:30:08



Pos	No.	Name	Nat	Entrant/Race Team	Make	Laps	Total Tm	Diff	Gap	In Lap	Best Tm	Points
1	11	Imre Karu	EST	Yellow Racing	Lada Samara	4	3:46.856			1	55.773	5
2	13	Aivo Ojala	EST	Yellow Racing	Lada Samara	4	3:47.830	0.974	0.974	2	56.029	6
3	16	Erki Külvi	EST	ProRex Racing	Honda Civic	4	3:53.514	6.658	5.684	3	56.887	8

Margin of Victory	Avg. Speed	Best Lap Tm	Best Speed	Best Lap by
0.974	68,555	55.773	69,711	11 - Imre Karu

Organizer: Rallikrossi Arenduse MTÜ Posted at:

Officialised at:

Orbits

Clerk of the Course: Ain Brunfeldt

Secretary of race: Merike Kask

Official Timing: EAL Timing

Printed: 5.09.2011 11:35:21



OLEREX Eesti MV V etapp rallikrossis

Division 1A

Piiraja Rallycross Track 1,080 Km

eelsõit 1 - 4 ringi - 1. start

3.09.2011 12:15

Race (4 Laps) started at 12:30:08

Lap	Lap Tm	Diff	Time of Day
(11) Imre Karu			
1	55.773		12:31:03.873
2	56.680	+0.907	12:32:00.553
3	56.832	+1.059	12:32:57.385
4	57.571	+1.798	12:33:54.956
(13) Aivo Ojala			
1	57.220	+1.191	12:31:05.586
2	56.029		12:32:01.615
3	58.128	+2.099	12:32:59.743
4	56.187	+0.158	12:33:55.930
(16) Erki Külvi			
1	1:00.436	+3.549	12:31:08.824
2	57.580	+0.693	12:32:06.404
3	56.887		12:33:03.291
4	58.323	+1.436	12:34:01.614

Lap	Lap Tm	Diff	Time of Day
-----	--------	------	-------------

Lap	Lap Tm	Diff	Time of Day
-----	--------	------	-------------

**OLEREX Eesti MV V etapp rallikrossis****Lapchart**

Division 1A

Piiroja Rallycross Track 1,080 Km

eelsõit 1 - 4 ringi - 1. start

3.09.2011 12:15

Race (4 Laps) started at 12:30:08

**Competitors****Laps**

	0	1	2	3	4
1 Imre Karu (11)	11	11	11	11	11
2 Aivo Ojala (13)	13	13	13	13	13
3 Erki Külvi (16)	16	16	16	16	16



OLEREX Eesti MV V etapp rallikrossis

Sorted on Laps


Division 1A

Piiraja Rallycross Track 1,080 Km

eelsõit 1 - 4 ringi - 2. start

3.09.2011 12:20

Race (4 Laps) started at 12:34:49



Pos	No.	Name	Nat	Entrant/Race Team	Make	Laps	Total Tm	Diff	Gap	In Lap	Best Tm	Points
1	7	Arvo Kask	EST	Yellow Racing	Volkswagen Golf II	4	3:38.920			4	53.732	2
2	10	Andre Kurg	EST	Ligur Racing	Lada Samara	4	3:41.662	2.742	2.742	4	53.442	3
3	8	Sander Roosimaa	EST	Yellow Racing	Volkswagen Golf II	1	58.241	3 Laps	3 Laps	1	57.828	80

Margin of Victory	Avg. Speed	Best Lap Tm	Best Speed	Best Lap by
2.742	71,040	53.442	72,752	10 - Andre Kurg

Organizer: Rallikrossi Arenduse MTÜ Posted at:

Officialised at:

Orbits

Clerk of the Course: Ain Brunfeldt

Secretary of race: Merike Kask

Official Timing: EAL Timing

Printed: 5.09.2011 11:35:49

**OLEREX Eesti MV V etapp rallikrossis****Lapchart**

Division 1A

Piiroja Rallycross Track 1,080 Km

eelsõit 1 - 4 ringi - 2. start

3.09.2011 12:20

Race (4 Laps) started at 12:34:49

Competitors**Laps**

	<u>0</u>	<u>1</u>	<u>2</u>	<u>3</u>	<u>4</u>
1 Arvo Kask (7)	7	7	7	7	7
2 Andre Kurg (10)	10	8	10	10	10
3 Sander Roosimaa (8)	8	10			



OLEREX Eesti MV V etapp rallikrossis

Sorted on Laps

Division 1A

Piiraja Rallycross Track 1,080 Km

eelsõit 1 - 4 ringi - 3. start

3.09.2011 12:25

Race (4 Laps) started at 12:42:31



Pos	No.	Name	Nat	Entrant/Race Team	Make	Laps	Total Tm	Diff	Gap	In Lap	Best Tm	Points
1	6	Janno Ligur	EST	Ligur Racing	Lada Samara	4	3:33.261			1	52.517	1
2	9	Artur Metsare	EST	Märjamaa Rally Tea	Lada Samara	4	3:42.271	9.010	9.010	3	54.286	4
3	3	Sander Palmiste	EST	Ligur Racing	Volkswagen Golf II	4	3:48.193	14.932	5.922	2	52.451	7

Announcements

NR. 6 - hoiatus - stardikoridoris rajavahetus

Margin of Victory	Avg. Speed	Best Lap Tm	Best Speed	Best Lap by
9.010	72,925	52.451	74,126	3 - Sander Palmiste

Organizer: Rallikrossi Arenduse MTÜ Posted at:

Officialised at:

Orbits

Clerk of the Course: Ain Brunfeldt

Secretary of race: Merike Kask

Official Timing: EAL Timing

Printed: 5.09.2011 11:36:11



OLEREX Eesti MV V etapp rallikrossis

Division 1A

Piiraja Rallycross Track 1,080 Km

eelsõit 1 - 4 ringi - 3. start

3.09.2011 12:25

Race (4 Laps) started at 12:42:31

Lap	Lap Tm	Diff	Time of Day
(6) Janno Ligur			
1	52.517		12:43:23.983
2	52.637	+0.120	12:44:16.620
3	55.271	+2.754	12:45:11.891
4	52.836	+0.319	12:46:04.727
(9) Artur Metsare			
1	58.262	+3.976	12:43:30.053
2	54.825	+0.539	12:44:24.878
3	54.286		12:45:19.164
4	54.573	+0.287	12:46:13.737
(3) Sander Palmiste			
1	1:02.350	+9.899	12:43:34.023
2	52.451		12:44:26.474
3	54.686	+2.235	12:45:21.160
4	58.499	+6.048	12:46:19.659

Lap Lap Tm Diff Time of Day

Lap Lap Tm Diff Time of Day

**OLEREX Eesti MV V etapp rallikrossis****Lapchart**

Division 1A

Piiroja Rallycross Track 1,080 Km

eelsõit 1 - 4 ringi - 3. start

3.09.2011 12:25

Race (4 Laps) started at 12:42:31

Competitors**Laps**

	0	1	2	3	4
1 Janno Ligur (6)	6	6	6	6	6
2 Sander Palmiste (3)	3	9	9	9	9
3 Artur Metsare (9)	9	3	3	3	3




OLEREX Eesti MV V etapp rallikrossis

Division 1A

Piiraja Rallycross Track 1,080 Km

1. eelvoor




Pos	No.	Name	Nat	Make	Laps	Total Tm	Diff	R1.	R2.	R3.	Points
1	6	Janno Ligur	EST	Lada Samara	4	3:33.261		-	-	4 [3:33.261]	1
2	7	Arvo Kask	EST	Volkswagen Golf II	4	3:38.920	5.659	-	4 [3:38.920]		2
3	10	Andre Kurg	EST	Lada Samara	4	3:41.662	8.401	-	4 [3:41.662]		3
4	9	Artur Metsare	EST	Lada Samara	4	3:42.271	9.010	-	-	4 [3:42.271]	4
5	11	Imre Karu	EST	Lada Samara	4	3:46.856	13.595	4 [3:46.856]	-		5
6	13	Aivo Ojala	EST	Lada Samara	4	3:47.830	14.569	4 [3:47.830]	-		6
7	3	Sander Palmiste	EST	Volkswagen Golf II	4	3:48.193	14.932	-	-	4 [3:48.193]	7
8	16	Erki Külvi	EST	Honda Civic	4	3:53.514	20.253	4 [3:53.514]	-		8
9	8	Sander Roosimaa	EST	Volkswagen Golf II	1	58.241	3 Laps	-	1 [58.241]		80

**OLEREX Eesti MV V etapp rallikrossis**

Division 1A

Piiroja Rallycross Track 1,080 Km

1 eelvooru punktitablel



Pos	No.	Name	Make	Entrant/Race Team	M1.	Total points
1	6	Janno Ligur	Lada Samara	Ligur Racing	1	1
2	7	Arvo Kask	Volkswagen Golf II	Yellow Racing	2	2
3	10	Andre Kurg	Lada Samara	Ligur Racing	3	3
4	9	Artur Metsare	Lada Samara	Märjamaa Rally Team	4	4
5	11	Imre Karu	Lada Samara	Yellow Racing	5	5
6	13	Aivo Ojala	Lada Samara	Yellow Racing	6	6
7	3	Sander Palmiste	Volkswagen Golf II	Ligur Racing	7	7
8	16	Erki Külvi	Honda Civic	ProRex Racing	8	8
9	8	Sander Roosimaa	Volkswagen Golf II	Yellow Racing	80	80



OLEREX Eesti MV V etapp rallikrossis

Sorted on Laps

Division 1A

Piiraja Rallycross Track 1,080 Km

eelsõit 2 - 4 ringi - 1. start

3.09.2011 13:15

Race (4 Laps) started at 13:48:04



Pos	No.	Name	Nat	Entrant/Race Team	Make	Laps	Total Tm	Diff	Gap	In Lap	Best Tm	Points
1	3	Sander Palmiste	EST	Ligur Racing	Volkswagen Golf II	4	3:28.292			2	51.229	2
2	8	Sander Roosimaa	EST	Yellow Racing	Volkswagen Golf II	4	3:35.844	7.552	7.552	3	52.287	6
3	16	Erki Külvi	EST	ProRex Racing	Honda Civic	4	3:43.222	14.930	7.378	2	54.294	9

Margin of Victory	Avg. Speed	Best Lap Tm	Best Speed	Best Lap by
7.552	74,664	51.229	75,895	3 - Sander Palmiste

Organizer: Rallikrossi Arenduse MTÜ Posted at:

Officialised at:

Orbits

Clerk of the Course: Ain Brunfeldt

Secretary of race: Merike Kask

Official Timing: EAL Timing

Printed: 5.09.2011 11:37:15



OLEREX Eesti MV V etapp rallikrossis


Division 1A

Piiraja Rallycross Track 1,080 Km

eelsõit 2 - 4 ringi - 1. start

3.09.2011 13:15

Race (4 Laps) started at 13:48:04



Lap	Lap Tm	Diff	Time of Day
(3) Sander Palmiste			
1	52.343	+1.114	13:48:56.384
2	51.229		13:49:47.613
3	53.162	+1.933	13:50:40.775
4	51.558	+0.329	13:51:32.333
(8) Sander Roosimaa			
1	57.983	+5.696	13:49:02.289
2	52.706	+0.419	13:49:54.995
3	52.287		13:50:47.282
4	52.603	+0.316	13:51:39.885
(16) Erki Külvi			
1	55.206	+0.912	13:48:59.489
2	54.294		13:49:53.783
3	55.099	+0.805	13:50:48.882
4	58.381	+4.087	13:51:47.263

Lap Lap Tm Diff Time of Day

Lap Lap Tm Diff Time of Day

**OLEREX Eesti MV V etapp rallikrossis****Lapchart**

Division 1A

Piiroja Rallycross Track 1,080 Km

eelsõit 2 - 4 ringi - 1. start

3.09.2011 13:15

Race (4 Laps) started at 13:48:04

Competitors**Laps**

	0	1	2	3	4
Sander Palmiste (3)	1	3	3	3	3
Erki Külvi (16)	2	16	16	8	8
Sander Roosimaa (8)	3	8	8	16	16



OLEREX Eesti MV V etapp rallikrossis

Sorted on Laps


Division 1A

Piiraja Rallycross Track 1,080 Km

eelsõit 2 - 4 ringi - 2. start

3.09.2011 13:20

Race (4 Laps) started at 13:53:25



Pos	No.	Name	Nat	Entrant/Race Team	Make	Laps	Total Tm	Diff	Gap	In Lap	Best Tm	Points
1	11	Imre Karu	EST	Yellow Racing	Lada Samara	4	3:33.968			3	52.979	5
2	13	Aivo Ojala	EST	Yellow Racing	Lada Samara	4	3:36.724	2.756	2.756	3	52.676	7
3	9	Artur Metsare	EST	Märjamaa Rally Tea	Lada Samara	4	3:39.775	5.807	3.051	4	53.397	8

Margin of Victory	Avg. Speed	Best Lap Tm	Best Speed	Best Lap by
2.756	72,684	52.676	73,810	13 - Aivo Ojala

Organizer: Rallikrossi Arenduse MTÜ Posted at:

Officialised at:

Orbits

Clerk of the Course: Ain Brunfeldt

Secretary of race: Merike Kask

Official Timing: EAL Timing

Printed: 5.09.2011 11:37:38



OLEREX Eesti MV V etapp rallikrossis

Division 1A

Piiraja Rallycross Track 1,080 Km

eelsõit 2 - 4 ringi - 2. start

3.09.2011 13:20

Race (4 Laps) started at 13:53:25

Lap	Lap Tm	Diff	Time of Day
(11) Imre Karu			
1	53.266	+0.287	13:54:19.122
2	53.153	+0.174	13:55:12.275
3	52.979		13:56:05.254
4	54.570	+1.591	13:56:59.824
(13) Aivo Ojala			
1	53.514	+0.838	13:54:19.733
2	55.777	+3.101	13:55:15.510
3	52.676		13:56:08.186
4	54.394	+1.718	13:57:02.580
(9) Artur Metsare			
1	53.536	+0.139	13:54:22.195
2	53.632	+0.235	13:55:15.827
3	56.407	+3.010	13:56:12.234
4	53.397		13:57:05.631

Lap Lap Tm Diff Time of Day

Lap Lap Tm Diff Time of Day

**OLEREX Eesti MV V etapp rallikrossis****Lapchart**


Division 1A

Piiroja Rallycross Track 1,080 Km

eelsõit 2 - 4 ringi - 2. start

3.09.2011 13:20

Race (4 Laps) started at 13:53:25

**Competitors****Laps****0 1 2 3 4**

1	11	11	11	11	11
2	13	13	13	13	13
3	9	9	9	9	9

Imre Karu (11)

Aivo Ojala (13)

Artur Metsare (9)



OLEREX Eesti MV V etapp rallikrossis

Sorted on Laps

Division 1A

Piiraja Rallycross Track 1,080 Km

eelsõit 2 - 4 ringi - 3. start

3.09.2011 13:25

Race (4 Laps) started at 13:57:48



Pos	No.	Name	Nat	Entrant/Race Team	Make	Laps	Total Tm	Diff	Gap	In Lap	Best Tm	Points
1	6	Janno Ligur	EST	Ligur Racing	Lada Samara	4	3:26.747			4	50.301	1
2	10	Andre Kurg	EST	Ligur Racing	Lada Samara	4	3:28.875	2.128	2.128	4	50.132	3
3	7	Arvo Kask	EST	Yellow Racing	Volkswagen Golf II	4	3:31.014	4.267	2.139	2	51.118	4

Announcements

Uus rajarekord - Andre Kurg - 50,132

Margin of Victory	Avg. Speed	Best Lap Tm	Best Speed	Best Lap by
2.128	75,222	50.132	77,555	10 - Andre Kurg

Organizer: Rallikrossi Arenduse MTÜ Posted at:

Officialised at:

Orbits

Clerk of the Course: Ain Brunfeldt

Secretary of race: Merike Kask

Official Timing: EAL Timing

Printed: 5.09.2011 11:38:00



OLEREX Eesti MV V etapp rallikrossis


Division 1A

Piiraja Rallycross Track 1,080 Km

eelsõit 2 - 4 ringi - 3. start

3.09.2011 13:25

Race (4 Laps) started at 13:57:48



Lap	Lap Tm	Diff	Time of Day
(6) Janno Ligur			
1	54.062	+3.761	13:58:42.980
2	50.587	+0.286	13:59:33.567
3	51.797	+1.496	14:00:25.364
4	50.301		14:01:15.665
(10) Andre Kurg			
1	53.398	+3.266	13:58:42.419
2	53.773	+3.641	13:59:36.192
3	51.469	+1.337	14:00:27.661
4	50.132		14:01:17.793
(7) Arvo Kask			
1	52.788	+1.670	13:58:41.813
2	51.118		13:59:32.931
3	51.913	+0.795	14:00:24.844
4	55.088	+3.970	14:01:19.932

Lap Lap Tm Diff Time of Day

Lap Lap Tm Diff Time of Day

**OLEREX Eesti MV V etapp rallikrossis****Lapchart**

Division 1A

Piiroja Rallycross Track 1,080 Km

eelsõit 2 - 4 ringi - 3. start

3.09.2011 13:25

Race (4 Laps) started at 13:57:48

Competitors**Laps**

	<u>0</u>	<u>1</u>	<u>2</u>	<u>3</u>	<u>4</u>
1 Janno Ligur (6)	6	7	7	7	6
2 Andre Kurg (10)	10	10	6	6	10
3 Arvo Kask (7)	7	6	10	10	7




OLEREX Eesti MV V etapp rallikrossis

Division 1A

Piiraja Rallycross Track 1,080 Km

2. eelvoor




Pos	No.	Name	Nat	Make	Laps	Total Tm	Diff	R1.	R2.	R3.	Points
1	6	Janno Ligur	EST	Lada Samara	4	3:26.747		-	-	4 [3:26.747]	1
2	3	Sander Palmiste	EST	Volkswagen Golf II	4	3:28.292	1.545	4 [3:28.292]	-	-	2
3	10	Andre Kurg	EST	Lada Samara	4	3:28.875	2.128	-	-	4 [3:28.875]	3
4	7	Arvo Kask	EST	Volkswagen Golf II	4	3:31.014	4.267	-	-	4 [3:31.014]	4
5	11	Imre Karu	EST	Lada Samara	4	3:33.968	7.221	-	4 [3:33.968]	-	5
6	8	Sander Roosimaa	EST	Volkswagen Golf II	4	3:35.844	9.097	4 [3:35.844]	-	-	6
7	13	Aivo Ojala	EST	Lada Samara	4	3:36.724	9.977	-	4 [3:36.724]	-	7
8	9	Artur Metsare	EST	Lada Samara	4	3:39.775	13.028	-	4 [3:39.775]	-	8
9	16	Erki Külvi	EST	Honda Civic	4	3:43.222	16.475	4 [3:43.222]	-	-	9

**OLEREX Eesti MV V etapp rallikrossis**

Division 1A

Piiroja Rallycross Track 1,080 Km

1 + 2 eelvoorude punktitable



Pos	No.	Name	Make	Entrant/Race Team	M1.	M2.	Total points
1	6	Janno Ligur	Lada Samara	Ligur Racing	1	1	2
2	10	Andre Kurg	Lada Samara	Ligur Racing	3	3	6
3	7	Arvo Kask	Volkswagen Golf II	Yellow Racing	2	4	6
4	3	Sander Palmiste	Volkswagen Golf II	Ligur Racing	7	2	9
5	11	Imre Karu	Lada Samara	Yellow Racing	5	5	10
6	9	Artur Metsare	Lada Samara	Märjamaa Rally Team	4	8	12
7	13	Aivo Ojala	Lada Samara	Yellow Racing	6	7	13
8	16	Erki Külvi	Honda Civic	ProRex Racing	8	9	17
9	8	Sander Roosimaa	Volkswagen Golf II	Yellow Racing	80	6	86

**OLEREX Eesti MV V etapp rallikrossis****Sorted on Best Lap time**

Division 1A

Piiroja Rallycross Track 1,080 Km

stardipositsioonide valiku järjestus - eelsõit 3

3.09.2011 14:15

Qualifying

Pos	No.	Name	Nat	Entrant/Race Team	Make
1	13	Aivo Ojala	EST	Yellow Racing	Lada Samara
2	16	Erki Külvi	EST	ProRex Racing	Honda Civic
3	8	Sander Roosimaa	EST	Yellow Racing	Volkswagen Golf II
4	3	Sander Palmiste	EST	Ligur Racing	Volkswagen Golf II
5	11	Imre Karu	EST	Yellow Racing	Lada Samara
6	9	Artur Metsare	EST	Märjamaa Rally Team	Lada Samara
7	6	Janno Ligur	EST	Ligur Racing	Lada Samara
8	10	Andre Kurg	EST	Ligur Racing	Lada Samara
9	7	Arvo Kask	EST	Yellow Racing	Volkswagen Golf II



OLEREX Eesti MV V etapp rallikrossis

Sorted on Laps

Division 1A

Piiraja Rallycross Track 1,080 Km

eelsõit 3 - 4 ringi - 1. start

3.09.2011 14:15

Race (4 Laps) started at 15:06:47



Pos	No.	Name	Nat	Entrant/Race Team	Make	Laps	Total Tm	Diff	Gap	In Lap	Best Tm	Points
1	16	Erki Külvi	EST	ProRex Racing	Honda Civic	4	4:03.284			1	59.859	4
2	8	Sander Roosimaa	EST	Yellow Racing	Volkswagen Golf II	4	4:05.084	1.800	1.800	2	1:00.575	6
3	13	Aivo Ojala	EST	Yellow Racing	Lada Samara	4	4:13.572	10.288	8.488	3	1:00.220	7

Margin of Victory	Avg. Speed	Best Lap Tm	Best Speed	Best Lap by
1.800	63,925	59.859	64,953	16 - Erki Külvi

Organizer: Rallikrossi Arenduse MTÜ Posted at:

Officialised at:

Orbits

Clerk of the Course: Ain Brunfeldt

Secretary of race: Merike Kask

Official Timing: EAL Timing

Printed: 5.09.2011 11:38:53



OLEREX Eesti MV V etapp rallikrossis

Division 1A

Piiraja Rallycross Track 1,080 Km

eelsõit 3 - 4 ringi - 1. start

3.09.2011 14:15

Race (4 Laps) started at 15:06:47

Lap	Lap Tm	Diff	Time of Day
(16) Erki Külvi			
1	59.859		15:07:46.911
2	1:01.491	+1.632	15:08:48.402
3	1:01.751	+1.892	15:09:50.153
4	1:00.183	+0.324	15:10:50.336

Lap	Lap Tm	Diff	Time of Day
(8) Sander Roosimaa			
1	1:01.447	+0.872	15:07:48.510
2	1:00.575		15:08:49.085
3	1:01.898	+1.323	15:09:50.983
4	1:01.153	+0.578	15:10:52.136

Lap	Lap Tm	Diff	Time of Day
(13) Aivo Ojala			
1	1:03.401	+3.181	15:07:50.906
2	1:01.800	+1.580	15:08:52.706
3	1:00.220		15:09:52.926
4	1:07.698	+7.478	15:11:00.624

Lap Lap Tm Diff Time of Day

Lap Lap Tm Diff Time of Day

**OLEREX Eesti MV V etapp rallikrossis****Lapchart**

Division 1A

Piiroja Rallycross Track 1,080 Km

eelsõit 3 - 4 ringi - 1. start

3.09.2011 14:15

Race (4 Laps) started at 15:06:47

Competitors**Laps**

	0	1	2	3	4
1 Erki Külvi (16)	16	16	16	16	16
2 Sander Roosimaa (8)	8	8	8	8	8
3 Aivo Ojala (13)	13	13	13	13	13



OLEREX Eesti MV V etapp rallikrossis

Sorted on Laps


Division 1A

Piiraja Rallycross Track 1,080 Km

eelsõit 3 - 4 ringi - 2. start

3.09.2011 14:20

Race (4 Laps) started at 15:11:48



Pos	No.	Name	Nat	Entrant/Race Team	Make	Laps	Total Tm	Diff	Gap	In Lap	Best Tm	Points
1	3	Sander Palmiste	EST	Ligur Racing	Volkswagen Golf II	4	3:52.539			3	56.393	1
2	11	Imre Karu	EST	Yellow Racing	Lada Samara	4	4:00.817	8.278	8.278	2	58.329	2
3	9	Artur Metsare	EST	Märjamaa Rally Tea	Lada Samara	4	4:01.498	8.959	0.681	4	58.227	3

Margin of Victory	Avg. Speed	Best Lap Tm	Best Speed	Best Lap by
8.278	66,879	56.393	68,945	3 - Sander Palmiste

Organizer: Rallikrossi Arenduse MTÜ Posted at:

Officialised at:

Orbits

Clerk of the Course: Ain Brunfeldt

Secretary of race: Merike Kask

Official Timing: EAL Timing

Printed: 5.09.2011 11:39:13



OLEREX Eesti MV V etapp rallikrossis


Division 1A

Piiraja Rallycross Track 1,080 Km

eelsõit 3 - 4 ringi - 2. start

3.09.2011 14:20

Race (4 Laps) started at 15:11:48



Lap	Lap Tm	Diff	Time of Day
(3) Sander Palmiste			
1	1:00.595	+4.202	15:12:49.567
2	58.873	+2.480	15:13:48.440
3	56.393		15:14:44.833
4	56.413	+0.020	15:15:41.246
(11) Imre Karu			
1	59.956	+1.627	15:12:48.663
2	58.329		15:13:46.992
3	1:03.166	+4.837	15:14:50.158
4	59.366	+1.037	15:15:49.524
(9) Artur Metsare			
1	1:01.687	+3.460	15:12:50.466
2	1:02.914	+4.687	15:13:53.380
3	58.598	+0.371	15:14:51.978
4	58.227		15:15:50.205

Lap Lap Tm Diff Time of Day

Lap Lap Tm Diff Time of Day

**OLEREX Eesti MV V etapp rallikrossis****Lapchart**

Division 1A

Piiroja Rallycross Track 1,080 Km

eelsõit 3 - 4 ringi - 2. start

3.09.2011 14:20

Race (4 Laps) started at 15:11:48

Competitors**Laps**

	0	1	2	3	4
1 Imre Karu (11)	11	11	11	3	3
2 Artur Metsare (9)	9	3	3	11	11
3 Sander Palmiste (3)	3	9	9	9	9



OLEREX Eesti MV V etapp rallikrossis

Sorted on Laps

Division 1A

Piiraja Rallycross Track 1,080 Km

eelsõit 3 - 4 ringi - 3. start

3.09.2011 14:25

Race (4 Laps) started at 15:16:57

Pos	No.	Name	Nat	Entrant/Race Team	Make	Laps	Total Tm	Diff	Gap	In Lap	Best Tm	Points
1	7	Arvo Kask	EST	Yellow Racing	Volkswagen Golf II	4	4:04.067			3	58.278	7
2	10	Andre Kurg	EST	Ligur Racing	Lada Samara	1	1:13.939	3 Laps	3 Laps	1	1:13.939	80
Not classified												
DNS	6	Janno Ligur	EST	Ligur Racing	Lada Samara		0.000	DNS	1 Lap	0		90

Margin of Victory	Avg. Speed	Best Lap Tm	Best Speed	Best Lap by
3 Laps	63,720	58.278	66,715	7 - Arvo Kask

Organizer: Rallikrossi Arenduse MTÜ Posted at:

Officialised at:

Orbits

Clerk of the Course: Ain Brunfeldt

Secretary of race: Merike Kask

Official Timing: EAL Timing

Printed: 5.09.2011 11:39:35



OLEREX Eesti MV V etapp rallikrossis


Division 1A

Piiraja Rallycross Track 1,080 Km

eelsõit 3 - 4 ringi - 3. start

3.09.2011 14:25

Race (4 Laps) started at 15:16:57



Lap	Lap Tm	Diff	Time of Day
<u>(7) Arvo Kask</u>			
1	1:06.949	+8.671	15:18:04.444
2	58.373	+0.095	15:19:02.817
3	58.278		15:20:01.095
4	1:00.314	+2.036	15:21:01.409

<u>(10) Andre Kurg</u>			
1	1:13.939		15:18:11.281

Lap	Lap Tm	Diff	Time of Day
-----	--------	------	-------------

Lap	Lap Tm	Diff	Time of Day
-----	--------	------	-------------

**OLEREX Eesti MV V etapp rallikrossis****Lapchart**

Division 1A

Piiroja Rallycross Track 1,080 Km

eelsõit 3 - 4 ringi - 3. start

3.09.2011 14:25

Race (4 Laps) started at 15:16:57

Competitors**Laps**

	<u>0</u>	<u>1</u>	<u>2</u>	<u>3</u>	<u>4</u>
1 Andre Kurg (10)	10	7	7	7	7
2 Arvo Kask (7)	7	10			
3 Janno Ligur (6)	6				




OLEREX Eesti MV V etapp rallikrossis

Division 1A

Piiraja Rallycross Track 1,080 Km

3. eelvoor




Pos	No.	Name	Nat	Make	Laps	Total Tm	Diff	R1.	R2.	R3.	Points
1	3	Sander Palmiste	EST	Volkswagen Golf II	4	3:52.539		- 4 [3:52.539]			- 1
2	11	Imre Karu	EST	Lada Samara	4	4:00.817	8.278	- 4 [4:00.817]			- 2
3	9	Artur Metsare	EST	Lada Samara	4	4:01.498	8.959	- 4 [4:01.498]			- 3
4	16	Erki Külvi	EST	Honda Civic	4	4:03.284	10.745	4 [4:03.284]			- 4
5	7	Arvo Kask	EST	Volkswagen Golf II	4	4:04.067	11.528			4 [4:04.067]	5
6	8	Sander Roosimaa	EST	Volkswagen Golf II	4	4:05.084	12.545	4 [4:05.084]			- 6
7	13	Aivo Ojala	EST	Lada Samara	4	4:13.572	21.033	4 [4:13.572]			- 7
8	10	Andre Kurg	EST	Lada Samara	1	1:13.939	3 Laps			1 [1:13.939]	80
9	6	Janno Ligur	EST	Lada Samara	0						0 [] 90

**OLEREX Eesti MV V etapp rallikrossis**

Division 1A

Piiroja Rallycross Track 1,080 Km

1 + 2 + 3 eelvoorude punktitablel



Pos	No.	Name	Make	Entrant/Race Team	M1.	M2.	M3.	Total points
1	6	Janno Ligur	Lada Samara	Ligur Racing	1	1	90	2
2	3	Sander Palmiste	Volkswagen Golf II	Ligur Racing	7	2	1	3
3	7	Arvo Kask	Volkswagen Golf II	Yellow Racing	2	4	5	6
4	10	Andre Kurg	Lada Samara	Ligur Racing	3	3	80	6
5	11	Imre Karu	Lada Samara	Yellow Racing	5	5	2	7
6	9	Artur Metsare	Lada Samara	Märjamaa Rally Team	4	8	3	7
7	16	Erki Külvi	Honda Civic	ProRex Racing	8	9	4	12
8	8	Sander Roosimaa	Volkswagen Golf II	Yellow Racing	80	6	6	12
9	13	Aivo Ojala	Lada Samara	Yellow Racing	6	7	7	13



OLEREX Eesti MV V etapp rallikrossis

Sorted on Laps

Division 1A

Piiraja Rallycross Track 1,080 Km

b finaal - 6 ringi

3.09.2011 15:00

Race (6 Laps) started at 16:15:42



Pos	No.	Name	Nat	Entrant/Race Team	Make	Laps	Total Tm	Diff	Gap	In Lap	Best Tm	Points
1	9	Artur Metsare	EST	Märjamaa Rally Tea	Lada Samara	6	5:34.811			5	53.431	12
2	16	Erki Külvi	EST	ProRex Racing	Honda Civic	6	5:35.637	0.826	0.826	5	54.311	10
3	8	Sander Roosimaa	EST	Yellow Racing	Volkswagen Golf II	6	5:44.282	9.471	8.645	1	54.927	9
4	13	Aivo Ojala	EST	Yellow Racing	Lada Samara		0.665	6 Laps	6 Laps	0		8

Announcements

NR. 8 + 10 sekundit - positsiooni parandamine kollaste lippude ajal

Margin of Victory	Avg. Speed	Best Lap Tm	Best Speed	Best Lap by
0.826	69,675	53.431	72,767	9 - Artur Metsare

Organizer: Rallikrossi Arenduse MTÜ Posted at:

Officialised at:

Orbits

Clerk of the Course: Ain Brunfeldt

Secretary of race: Merike Kask

Official Timing: EAL Timing

Printed: 5.09.2011 11:40:13

**OLEREX Eesti MV V etapp rallikrossis****Lapchart**


Division 1A

Piiroja Rallycross Track 1,080 Km

b finaal - 6 ringi

3.09.2011 15:00

Race (6 Laps) started at 16:15:42

**Competitors****Laps**

	0	1	2	3	4	5	6
1 Artur Metsare (9)	9	9	8	8	8	9	8
2 Sander Roosimaa (8)	8	8	9	9	9	8	9
3 Erki Külvi (16)	16	16	16	16	16	16	16
4 Aivo Ojala (13)	13						



OLEREX Eesti MV V etapp rallikrossis

Sorted on Laps

Division 1A

Piiraja Rallycross Track 1,080 Km

a finaal - 6 ringi

3.09.2011 15:15

Race (6 Laps) started at 16:42:21



Pos	No.	Name	Nat	Entrant/Race Team	Make	Laps	Total Tm	Diff	Gap	In Lap	Best Tm	Points
1	6	Janno Ligur	EST	Ligur Racing	Lada Samara	6	5:06.011			3	50.350	21
2	7	Arvo Kask	EST	Yellow Racing	Volkswagen Golf II	6	5:11.644	5.633	5.633	3	50.748	17
3	10	Andre Kurg	EST	Ligur Racing	Lada Samara	6	5:12.723	6.712	1.079	2	51.001	15
4	11	Imre Karu	EST	Yellow Racing	Lada Samara	6	5:26.038	20.027	13.315	5	53.007	13
5	9	Artur Metsare	EST	Märjamaa Rally Tea	Lada Samara	6	5:40.445	34.434	14.407	2	52.918	12
6	3	Sander Palmiste	EST	Ligur Racing	Volkswagen Golf II	2	2:11.255	4 Laps	4 Laps	2	1:03.296	11

Margin of Victory	Avg. Speed	Best Lap Tm	Best Speed	Best Lap by
5.633	76,233	50.350	77,219	6 - Janno Ligur

Organizer: Rallikrossi Arenduse MTÜ Posted at:

Officialised at:

Orbits

Clerk of the Course: Ain Brunfeldt

Secretary of race: Merike Kask

Official Timing: EAL Timing

Printed: 5.09.2011 11:40:36



OLEREX Eesti MV V etapp rallikrossis

Division 1A

Piiraja Rallycross Track 1,080 Km

a finaal - 6 ringi

3.09.2011 15:15

Race (6 Laps) started at 16:42:21

Lap	Lap Tm	Diff	Time of Day
(6) Janno Ligur			
1	50.628	+0.278	16:43:12.296
2	50.451	+0.101	16:44:02.747
3	50.350		16:44:53.097
4	50.798	+0.448	16:45:43.895
5	50.367	+0.017	16:46:34.262
6	53.417	+3.067	16:47:27.679

Lap	Lap Tm	Diff	Time of Day
(7) Arvo Kask			
1	53.857	+3.109	16:43:15.980
2	51.335	+0.587	16:44:07.315
3	50.748		16:44:58.063
4	51.402	+0.654	16:45:49.465
5	52.204	+1.456	16:46:41.669
6	51.643	+0.895	16:47:33.312

Lap	Lap Tm	Diff	Time of Day
(10) Andre Kurg			
1	52.488	+1.487	16:43:14.513
2	51.001		16:44:05.514
3	53.239	+2.238	16:44:58.753
4	51.320	+0.319	16:45:50.073
5	52.671	+1.670	16:46:42.744
6	51.647	+0.646	16:47:34.391

Lap	Lap Tm	Diff	Time of Day
(11) Imre Karu			
1	57.309	+4.302	16:43:19.849
2	53.526	+0.519	16:44:13.375
3	53.457	+0.450	16:45:06.832
4	53.661	+0.654	16:46:00.493
5	53.007		16:46:53.500
6	54.206	+1.199	16:47:47.706

Lap	Lap Tm	Diff	Time of Day
(9) Artur Metsare			
1	58.264	+5.346	16:43:21.002
2	52.918		16:44:13.920
3	54.049	+1.131	16:45:07.969
4	53.725	+0.807	16:46:01.694
5	1:04.172	+11.254	16:47:05.866
6	56.247	+3.329	16:48:02.113

Lap	Lap Tm	Diff	Time of Day
(3) Sander Palmiste			
1	1:07.297	+4.001	16:43:29.627
2	1:03.296		16:44:32.923



OLEREX Eesti MV V etapp rallikrossis

Lapchart

Division 1A

Piiraja Rallycross Track 1,080 Km

a finaal - 6 ringi

3.09.2011 15:15

Race (6 Laps) started at 16:42:21



Competitors

Laps

	0	1	2	3	4	5	6
1 Janno Ligur (6)	6	6	6	6	6	6	6
2 Andre Kurg (10)	10	10	10	7	7	7	7
3 Arvo Kask (7)	7	7	7	10	10	10	10
4 Sander Palmiste (3)	3	11	11	11	11	11	11
5 Imre Karu (11)	11	9	9	9	9	9	9
6 Artur Metsare (9)	9	3	3				

Division 1A Eesti MV rallikrossis 2011

2011

Pos	No.	Name	Total	Diff	Gap	#1		#2		#3		#4		#5	
						R1	Total	R1	Total	R1	Total	R1	Total	R1	Total
1	6	Janno Ligur	96	0	0	21	21	12	12	21	21	21	21	21	21
2	7	Arvo Kask	87	9	9	17	17	21	21	15	15	17	17	17	17
3	10	Andre Kurg	75	21	12	13	13	15	15	17	17	15	15	15	15
4	3	Sander Palmiste	53	43	22	12	12	17	17	13	13	x	x	11	11
5	8	Sander Roosimaa	52	44	1	10	10	11	11	10	10	12	12	9	9
6	11	Imre Karu	41	55	11	8	8	0	0	11	11	9	9	13	13
7	9	Artur Metsare	40	56	1	9	9	x	x	9	9	10	10	12	12
8	16	Erki Külvi	29	67	11	x	x	x	x	8	8	11	11	10	10
9	2	Janno Õis	28	68	1	15	15	13	13	x	x	0	0	x	x
10	13	Aivo Ojala	28	68	0	x	x	x	x	7	7	13	13	8	8
11	4	Rene Luhamaa	21	75	7	11	11	10	10	x	x	x	x	x	x
12	17	Tatjana Jelisejeva	12	84	9	x	x	x	x	12	12	x	x	x	x

Event Legend

#1	21.05.2011	OLEREX Eesti MV I etapp rallikrossis - Laitse	#4	06.08.2011	OLEREX Eesti MV IV etapp rallikrossis - Laitse
#2	28.05.2011	OLEREX Eesti MV II etapp rallikrossis - Misso	#5	03.09.2011	OLEREX Eesti MV V etapp rallikrossis - Põltsamaa
#3	09.07.2011	OLEREX Eesti MV III etapp rallikrossis - Põltsamaa			