



**B3** autorent *Võiduajamine '10*  
19. juuni



**B3** autorent  
*Võiduajamine '10*  
19. juuni

**ESTONIAN RACING CHAMPIONSHIP  
LITHUANIAN RACING CHAMPIONSHIP  
LATVIAN RACING CHAMPIONSHIP  
BALTIC RACING CHAMPIONSHIP**

**B3 Autorent Võiduajamine 2010**


**Audru Circuit, Pärnu, Estonia  
19.06.2010**

**EAL**TIMING  
SPORTS TIMING

**MYLAPS**  
SPORTS TIMING

**Timing and Results by EAL Timing**

**<http://autosport.mylaps.com>**



**One lap distance:** 2173 m

**Track records:**

### **Super Production**

11.07.2009 Marcis Birkens, LAT (Honda Civic Type R) 1:00.107 RACE

19.06.2010 Marcis Birkens, LAT (Honda Civic Type R) 58.930 QUALIFY

29.08.2009 Uldis Timaks, LAT (Opel Astra) 1:01.248 PRACTICE

### **Baltic Open**

29.08.2009 Mantas Neverdauskas, LIT (Honda Civic) 1:00.456 RACE

19.06.2010 Arunas Granskas, LIT (Honda Civic Type R) 59.641 QUALIFY

27.06.2008 Arturs Ribko, LAT (BMW) 1:00.165 PRACTICE

### **Super 1600**

14.08.2005 Raimo Kulli, EST (VW Golf III) 1:00.606 RACE

29.08.2009 Roland Feodorov, EST (VW Golf III) 1:01.029 QUALIFY

03.07.2005 Raimo Kulli, EST (VW Golf III) 1:00.521 PRACTICE

### **Latvian National**

28.06.2009 Vitalijs Kalmi, LAT (BMW 320, E36) 1:03.506 RACE

19.06.2010 Kristaps Mietulis, LAT (BMW 320, E30) 1:05.227 PRACTICE

### **Juniors**

12.07.2009 Martin Seppam, EST (VW Golf II) 1:04.135 RACE

29.08.2009 Karl Raudsepp, EST (Honda Civic) 1:04.576 QUALIFY

12.07.2009 Martin Seppam, EST (VW Golf II) 1:04.201 PRACTICE

### **BMW 325 Cup**

12.07.2009 Raimo Lang, EST (BMW 325, E36) 1:04.941 RACE

19.06.2010 Indrek Nilson, EST (BMW 325, E36) 1:03.178 QUALIFY

19.06.2010 Ruve Veski, EST (BMW 325, E36) 1:03.437 PRACTICE

**B3 Autorent Võiduajamine 2010**

**Sorted on Best Lap time**

Super B2000, Baltic Open

Audru circuit 2,173 Km

Super 1600, Super B2000, Baltic Open - free practice

19.06.2010 09:40

Practice started at 9:42:53

Pos	No.	Name	Nat	Entrant/Race Team	Make	Best Tm	Diff	Gap	Laps	In Lap	Best Speed
<b>Baltic Open 1</b>											
1	58	Robertas Graudinis	LIT	UAB ROTOMA	BMW M3	1:01.373			12	7	127,463
2	26	Andrius Firantas	LIT	Xtra Racing	Honda S2000	1:03.272	1.899	1.899	7	5	123,638
3	15	Rytis Garabavicius	LIT	UAB ROTOMA	BMW M3	1:04.198	2.825	0.926	11	10	121,854
4	43	Paulius Giniunas	LIT	MB Sport Club	MB 190 Evolution I	1:05.543	4.170	1.345	9	8	119,354
<b>Baltic Open 2</b>											
1	<b>36</b>	Arunas Granskas	<b>LIT</b>	<b>M Rally Team</b>	<b>Honda Civic Type R</b>	1:00.224			11	11	129,895
2	55	Mantas Neverdausaks	LIT	Siauliu kartingo klubas	Honda Civic	1:02.677	2.453	2.453	8	7	124,811
3	19	Ernesta Globyte	LIT	TVA Racing	BMW 318	1:06.703	6.479	4.026	11	11	117,278
<b>Super 1600</b>											
1	44	Andres Hall	EST	A2 Racing	VW Golf IV	1:01.887			11	8	126,405
2	42	Kaspar Aruvee	EST	A2 Racing	Lada 2101	1:02.086	0.199	0.199	10	9	125,999
3	46	Martin Seppam	EST	Saksa Auto AMK	VW Golf II	1:03.714	1.827	1.628	7	6	122,780
4	47	Toomas Sirg	EST	Prorex Racing	VW Golf III	1:03.840	1.953	0.126	10	8	122,538
5	41	Raul Karu	EST	Prorex Racing	VW Golf II	1:03.943	2.056	0.103	10	8	122,340
6	48	Meelis Annus	EST	A2 Racing	VW Golf II	1:04.502	2.615	0.559	11	9	121,280
7	51	Armands Keiss	LAT		VW Golf II	1:06.307	4.420	1.805	6	5	117,978
<b>Super B2000</b>											
1	11	Uldis Timaks	LAT		Opel Astra	1:01.573			7	7	127,049
2	4	Roland Feodorov	EST	Prorex Racing	Honda Integra	1:02.826	1.253	1.253	9	7	124,515
3	14	Oleg Kvitka	RUS	M.K.E Motorsport	Honda Civic Type R	1:03.367	1.794	0.541	6	4	123,452
4	3	Atis Veismanis	LAT	Papa`s Racing	Honda Civic Type R	1:04.062	2.489	0.695	7	4	122,113
5	1	Marcis Birkens	LAT	Papa`s Racing	Honda Civic Type R	1:05.490	3.917	1.428	4	4	119,450

B3 Autorent Võiduajamine 2010

Super B2000, Baltic Open

Audru circuit 2,173 Km

Super 1600, Super B2000, Baltic Open - free practice

19.06.2010 09:40

Practice started at 9:42:53

Lap	Lap Tm	Diff	Time of Day
<b>(36) Arunas Granskas</b>			
1	1:26.882	+26.658	9:45:42.166
2	1:10.305	+10.081	9:46:52.471
3	1:05.863	+5.639	9:47:58.334
4	1:04.725	+4.501	9:49:03.059
5	1:04.717	+4.493	9:50:07.776
6	1:02.815	+2.591	9:51:10.591
7	1:00.611	+0.387	9:52:11.202
8	1:00.964	+0.740	9:53:12.166
9	1:01.028	+0.804	9:54:13.194
10	1:00.458	+0.234	9:55:13.652
11	<b>1:00.224</b>		9:56:13.876

Lap	Lap Tm	Diff	Time of Day
<b>(58) Robertas Graudinis</b>			
1	1:37.497	+36.124	9:45:31.330
2	1:12.244	+10.871	9:46:43.574
3	1:05.421	+4.048	9:47:48.995
4	1:04.791	+3.418	9:48:53.786
5	1:04.558	+3.185	9:49:58.344
6	1:02.270	+0.897	9:51:00.614
7	<b>1:01.373</b>		9:52:01.987
8	1:03.722	+2.349	9:53:05.709
9	1:03.016	+1.643	9:54:08.725
10	1:04.896	+3.523	9:55:13.621
11	1:01.901	+0.528	9:56:15.522
12	1:01.843	+0.470	9:57:17.365

Lap	Lap Tm	Diff	Time of Day
<b>(11) Uldis Timaks</b>			
1	1:32.440	+30.867	9:46:47.148
2	1:06.449	+4.876	9:47:53.597
3	1:05.150	+3.577	9:48:58.747
4	1:04.121	+2.548	9:50:02.868
5	1:02.180	+0.607	9:51:05.048
6	1:04.018	+2.445	9:52:09.066
7	<b>1:01.573</b>		9:53:10.639

Lap	Lap Tm	Diff	Time of Day
<b>(44) Andres Hall</b>			
1	1:32.329	+30.442	9:45:23.135
2	1:22.296	+20.409	9:46:45.431
3	1:07.458	+5.571	9:47:52.889
4	1:09.933	+8.046	9:49:02.822
5	1:05.671	+3.784	9:50:08.493
6	1:07.966	+6.079	9:51:16.459
7	1:13.701	+11.814	9:52:30.160
8	<b>1:01.887</b>		9:53:32.047
9	1:02.571	+0.684	9:54:34.618
10	1:02.577	+0.690	9:55:37.195
11	1:06.882	+4.995	9:56:44.077

Lap	Lap Tm	Diff	Time of Day
<b>(42) Kaspar Aruvee</b>			
1	1:30.230	+28.144	9:45:49.595
2	1:08.512	+6.426	9:46:58.107
3	1:03.419	+1.333	9:48:01.526
4	1:02.905	+0.819	9:49:04.431
5	1:04.722	+2.636	9:50:09.153
6	1:04.909	+2.823	9:51:14.062
7	2:10.406	+1:08.320	9:53:24.468
8	1:04.177	+2.091	9:54:28.645
9	<b>1:02.086</b>		9:55:30.731
10	1:02.102	+0.016	9:56:32.833

Lap	Lap Tm	Diff	Time of Day
<b>(55) Mantas Neverdauskas</b>			
1	1:21.275	+18.598	9:45:33.601
2	1:14.469	+11.792	9:46:48.070
3	1:07.359	+4.682	9:47:55.429

Lap	Lap Tm	Diff	Time of Day
4	1:05.857	+3.180	9:49:01.286
5	1:03.117	+0.440	9:50:04.403
6	1:03.136	+0.459	9:51:07.539
7	<b>1:02.677</b>		9:52:10.216
8	1:04.444	+1.767	9:53:14.660

Lap	Lap Tm	Diff	Time of Day
<b>(4) Roland Feodorov</b>			
1	1:52.010	+49.184	9:46:15.820
2	1:05.782	+2.956	9:47:21.602
3	1:03.986	+1.160	9:48:25.588
4	1:02.850	+0.024	9:49:28.438
p5	1:25.497	+22.671	9:50:53.935
6	2:11.105	+1:08.279	9:53:05.040
7	<b>1:02.826</b>		9:54:07.866
8	1:04.116	+1.290	9:55:11.982
p9	1:27.397	+24.571	9:56:39.379

Lap	Lap Tm	Diff	Time of Day
<b>(26) Andrius Firantas</b>			
1	1:46.536	+43.264	9:45:21.465
2	1:24.568	+21.296	9:46:46.033
3	1:07.036	+3.764	9:47:53.069
4	1:03.819	+0.547	9:48:56.888
5	<b>1:03.272</b>		9:50:00.160
6	1:03.545	+0.273	9:51:03.705
p7	2:08.123	+1:04.851	9:53:11.828

Lap	Lap Tm	Diff	Time of Day
<b>(14) Oleg Kvitka</b>			
1	1:53.851	+50.484	9:47:07.100
p2	1:39.026	+35.659	9:48:46.126
3	1:13.144	+9.777	9:49:59.270
4	<b>1:03.367</b>		9:51:02.637
p5	4:15.932	+3:12.565	9:55:18.569
6	1:09.579	+6.212	9:56:28.148

Lap	Lap Tm	Diff	Time of Day
<b>(46) Martin Seppam</b>			
1	1:36.763	+33.049	9:45:45.977
2	1:16.685	+12.971	9:47:02.662
3	1:10.767	+7.053	9:48:13.429
4	1:06.013	+2.299	9:49:19.442
5	1:03.923	+0.209	9:50:23.365
6	<b>1:03.714</b>		9:51:27.079
7	1:03.916	+0.202	9:52:30.995

Lap	Lap Tm	Diff	Time of Day
<b>(47) Toomas Sirg</b>			
1	1:54.456	+50.616	9:44:58.263
2	1:40.096	+36.256	9:46:38.359
3	1:13.382	+9.542	9:47:51.741
p4	1:33.113	+29.273	9:49:24.854
5	2:01.893	+58.053	9:51:26.747
6	1:06.241	+2.401	9:52:32.988
7	1:04.041	+0.201	9:53:37.029
8	<b>1:03.840</b>		9:54:40.869
9	1:08.573	+4.733	9:55:49.442
10	1:04.088	+0.248	9:56:53.530

Lap	Lap Tm	Diff	Time of Day
<b>(41) Raul Karu</b>			
1	1:45.601	+41.658	9:45:02.260
2	1:37.725	+33.782	9:46:39.985
3	1:12.342	+8.399	9:47:52.327
4	1:10.714	+6.771	9:49:03.041
p5	1:29.438	+25.495	9:50:32.479
6	1:59.129	+55.186	9:52:31.608
7	1:04.565	+0.622	9:53:36.173
8	<b>1:03.943</b>		9:54:40.116
9	1:08.629	+4.686	9:55:48.745
10	1:04.312	+0.369	9:56:53.057

Lap	Lap Tm	Diff	Time of Day
<b>(3) Atis Veismanis</b>			
1	1:28.068	+24.006	9:45:32.229
2	1:11.859	+7.797	9:46:44.088
3	1:06.531	+2.469	9:47:50.619
4	<b>1:04.062</b>		9:48:54.681
5	1:05.262	+1.200	9:49:59.943
6	1:04.707	+0.645	9:51:04.650
7	1:05.157	+1.095	9:52:09.807

Lap	Lap Tm	Diff	Time of Day
<b>(15) Rytis Garabavicius</b>			
1	1:41.018	+36.820	9:45:40.816
2	1:12.916	+8.718	9:46:53.732
3	1:06.099	+1.901	9:47:59.831
4	1:06.168	+1.970	9:49:05.999
5	1:06.424	+2.226	9:50:12.423
6	1:04.617	+0.419	9:51:17.040
7	1:04.812	+0.614	9:52:21.852
8	1:05.700	+1.502	9:53:27.552
9	1:06.115	+1.917	9:54:33.667
10	<b>1:04.198</b>		9:55:37.865
11	1:07.602	+3.404	9:56:45.467

Lap	Lap Tm	Diff	Time of Day
<b>(48) Meelis Annus</b>			
1	1:31.581	+27.079	9:46:00.747
2	1:10.104	+5.602	9:47:10.851
3	1:08.647	+4.145	9:48:19.498
4	1:06.280	+1.778	9:49:25.778
5	1:07.361	+2.859	9:50:33.139
6	1:04.984	+0.482	9:51:38.123
7	1:05.925	+1.423	9:52:44.048
8	1:04.697	+0.195	9:53:48.745
9	<b>1:04.502</b>		9:54:53.247
10	1:05.788	+1.286	9:55:59.035
11	1:05.283	+0.781	9:57:04.318

Lap	Lap Tm	Diff	Time of Day
<b>(1) Marcis Birkenis</b>			
1	1:22.203	+16.713	9:45:33.051
2	1:14.742	+9.252	9:46:47.793
3	1:07.221	+1.731	9:47:55.014
4	<b>1:05.490</b>		9:49:00.504

Lap	Lap Tm	Diff	Time of Day
<b>(43) Paulius Giniunas</b>			
1	1:46.480	+40.937	9:45:05.641
2	1:38.201	+32.658	9:46:43.842
3	1:11.670	+6.127	9:47:55.512
4	1:08.948	+3.405	9:49:04.460
5	1:09.335	+3.792	9:50:13.795
6	1:06.900	+1.357	9:51:20.695
7	1:07.493	+1.950	9:52:28.188
8	<b>1:05.543</b>		9:53:33.731
9	1:06.134	+0.591	9:54:39.865

Lap	Lap Tm	Diff	Time of Day
<b>(51) Armands Keiss</b>			
1	1:21.049	+14.742	9:48:52.786
2	1:10.051	+3.744	9:50:02.837
3	1:09.779	+3.472	9:51:12.616
4	1:07.346	+1.039	9:52:19.962
5	<b>1:06.307</b>		9:53:26.269
6	1:08.428	+2.121	9:54:34.697

Lap	Lap Tm	Diff	Time of Day
<b>(19) Ernesta Globyte</b>			
1	1:47.150	+40.447	9:44:59.535
2	1:39.413	+32.710	9:46:38.948
3	1:08.698	+1.995	9:47:47.646
4	1:08.364	+1.661	9:48:56.010

**B3 Autorent Võiduajamine 2010**

Super B2000, Baltic Open

Audru circuit 2,173 Km

Super 1600, Super B2000, Baltic Open - free practice

19.06.2010 09:40

Practice started at 9:42:53

Lap	Lap Tm	Diff	Time of Day	Lap	Lap Tm	Diff	Time of Day	Lap	Lap Tm	Diff	Time of Day
5	1:08.164	+1.461	9:50:04.174								
6	1:09.557	+2.854	9:51:13.731								
7	1:06.948	+0.245	9:52:20.679								
8	1:07.855	+1.152	9:53:28.534								
9	1:07.270	+0.567	9:54:35.804								
10	1:07.492	+0.789	9:55:43.296								
11	<b>1:06.703</b>		9:56:49.999								

**B3 Autorent Võiduajamine 2010**

**Sorted on Best Lap time**

Super B2000, Baltic Open

Audru circuit 2,173 Km

Super B2000, Baltic Open - qualification

19.06.2010 10:55

Qualifying started at 10:55:38

Pos	No.	Name	Nat	Entrant/Race Team	Make	Best Tm	Diff	Gap	Laps	In Lap	Best Speed
<b>Baltic Open 1</b>											
1	26	Andrius Firantas	LIT	Xtra Racing	Honda S2000	1:00.659			13	5	128,964
2	58	Robertas Graudinis	LIT	UAB ROTOMA	BMW M3	1:01.055	0.396	0.396	12	10	128,127
3	15	Rytis Garabavicius	LIT	UAB ROTOMA	BMW M3	1:02.724	2.065	1.669	12	3	124,718
4	43	Paulius Giniunas	LIT	MB Sport Club	MB 190 Evolution I	1:04.583	3.924	1.859	10	9	121,128
<b>Baltic Open 2</b>											
1	36	Arunas Granskas	LIT	M Rally Team	Honda Civic Type R	59.641			8	6	131,165
2	55	Mantas Neverdausaks	LIT	Siauliu kartingo klubas	Honda Civic	1:00.945	1.304	1.304	8	8	128,358
3	19	Ernesta Globyte	LIT	TVA Racing	BMW 318	1:05.487	5.846	4.542	7	7	119,456
<b>Super B2000</b>											
1	1	Marcis Birkenis	LAT	Papa`s Racing	Honda Civic Type R	58.930			6	4	132,747
2	11	Uldis Timaks	LAT		Opel Astra	59.651	0.721	0.721	5	5	131,143
3	14	Oleg Kvitka	RUS	M.K.E Motorsport	Honda Civic Type R	1:00.648	1.718	0.997	10	7	128,987
4	3	Atis Veismanis	LAT	Papa`s Racing	Honda Civic Type R	1:02.040	3.110	1.392	7	7	126,093
5	4	Roland Feodorov	EST	Prorex Racing	Honda Integra	1:02.371	3.441	0.331	5	5	125,424

B3 Autorent Võiduajamine 2010

Super B2000, Baltic Open

Audru circuit 2,173 Km

Super B2000, Baltic Open - qualification

19.06.2010 10:55

Qualifying started at 10:55:38

Lap	Lap Tm	Diff	Time of Day
<b>(1) Marcis Birkenis</b>			
1	1:14.522	+15.592	10:57:42.574
2	1:02.502	+3.572	10:58:45.076
3	1:01.794	+2.864	10:59:46.870
4	<b>58.930</b>		11:00:45.800
5	1:00.375	+1.445	11:01:46.175
6	59.286	+0.356	11:02:45.461

Lap	Lap Tm	Diff	Time of Day
<b>(36) Arunas Granskas</b>			
1	1:28.216	+28.575	10:57:41.941
2	1:02.708	+3.067	10:58:44.649
3	1:01.021	+1.380	10:59:45.670
4	59.753	+0.112	11:00:45.423
5	1:01.443	+1.802	11:01:46.866
6	<b>59.641</b>		11:02:46.507
7	1:00.168	+0.527	11:03:46.675
8	1:00.042	+0.401	11:04:46.717

Lap	Lap Tm	Diff	Time of Day
<b>(11) Uldis Timaks</b>			
1	1:26.673	+27.022	10:57:57.463
2	1:08.879	+9.228	10:59:06.342
3	1:02.185	+2.534	11:00:08.527
4	1:00.013	+0.362	11:01:08.540
5	<b>59.651</b>		11:02:08.191

Lap	Lap Tm	Diff	Time of Day
<b>(14) Oleg Kvitka</b>			
1	1:45.418	+44.770	10:58:34.436
2	1:07.703	+7.055	10:59:42.139
3	1:00.872	+0.224	11:00:43.011
4	1:01.193	+0.545	11:01:44.204
5	1:00.986	+0.338	11:02:45.190
6	1:02.314	+1.666	11:03:47.504
7	<b>1:00.648</b>		11:04:48.152
8	1:01.199	+0.551	11:05:49.351
9	1:00.829	+0.181	11:06:50.180
p10	1:47.731	+47.083	11:08:37.911

Lap	Lap Tm	Diff	Time of Day
<b>(26) Andrius Firantas</b>			
1	1:26.374	+25.715	10:57:59.503
2	1:06.164	+5.505	10:59:05.667
3	1:04.175	+3.516	11:00:09.842
4	1:01.628	+0.969	11:01:11.470
5	<b>1:00.659</b>		11:02:12.129
6	1:02.050	+1.391	11:03:14.179
7	1:02.283	+1.624	11:04:16.462
8	1:14.413	+13.754	11:05:30.875
9	1:03.293	+2.634	11:06:34.168
10	1:02.196	+1.537	11:07:36.364
11	1:02.404	+1.745	11:08:38.768
12	1:02.242	+1.583	11:09:41.010
13	1:01.793	+1.134	11:10:42.803

Lap	Lap Tm	Diff	Time of Day
<b>(55) Mantas Neverdauskas</b>			
1	1:25.907	+24.962	10:57:45.111
2	1:02.928	+1.983	10:58:48.039
3	1:02.222	+1.277	10:59:50.261
4	1:10.942	+9.997	11:01:01.203
5	1:01.210	+0.265	11:02:02.413
6	1:03.426	+2.481	11:03:05.839
7	1:21.082	+20.137	11:04:26.921
8	<b>1:00.945</b>		11:05:27.866

Lap	Lap Tm	Diff	Time of Day
<b>(58) Robertas Graudinis</b>			
1	1:29.627	+28.572	10:57:46.555
2	1:04.963	+3.908	10:58:51.518

Lap	Lap Tm	Diff	Time of Day
3	1:01.963	+0.908	10:59:53.481
4	1:03.889	+2.834	11:00:57.370
5	1:02.378	+1.323	11:01:59.748
6	1:04.651	+3.596	11:03:04.399
7	1:09.362	+8.307	11:04:13.761
8	1:13.685	+12.630	11:05:27.446
9	1:03.384	+2.329	11:06:30.830
10	<b>1:01.055</b>		11:07:31.885
11	1:01.444	+0.389	11:08:33.329
12	1:01.110	+0.055	11:09:34.439

Lap	Lap Tm	Diff	Time of Day
<b>(3) Atis Veismanis</b>			
1	1:18.584	+16.544	10:57:44.511
2	1:02.116	+0.076	10:58:46.627
3	1:02.702	+0.662	10:59:49.329
4	1:03.934	+1.894	11:00:53.263
5	1:02.766	+0.726	11:01:56.029
6	1:02.260	+0.220	11:02:58.289
7	<b>1:02.040</b>		11:04:00.329

Lap	Lap Tm	Diff	Time of Day
<b>(4) Roland Feodorov</b>			
1	1:47.746	+45.375	10:58:45.078
2	1:03.676	+1.305	10:59:48.754
3	1:06.196	+3.825	11:00:54.950
4	1:02.808	+0.437	11:01:57.758
5	<b>1:02.371</b>		11:03:00.129

Lap	Lap Tm	Diff	Time of Day
<b>(15) Rytis Garabavicius</b>			
1	1:37.518	+34.794	10:57:47.626
2	1:05.470	+2.746	10:58:53.096
3	<b>1:02.724</b>		10:59:55.820
4	1:03.304	+0.580	11:00:59.124
5	1:03.104	+0.380	11:02:02.228
6	1:05.830	+3.106	11:03:08.058
7	1:04.188	+1.464	11:04:12.246
8	1:05.827	+3.103	11:05:18.073
9	1:11.706	+8.982	11:06:29.779
10	1:05.968	+3.244	11:07:35.747
11	1:05.700	+2.976	11:08:41.447
12	1:06.034	+3.310	11:09:47.481

Lap	Lap Tm	Diff	Time of Day
<b>(43) Paulius Giniunas</b>			
1	1:42.107	+37.524	10:58:36.107
2	1:11.744	+7.161	10:59:47.851
3	1:05.424	+0.841	11:00:53.275
4	1:06.210	+1.627	11:01:59.485
5	1:09.249	+4.666	11:03:08.734
6	1:06.238	+1.655	11:04:14.972
7	1:05.196	+0.613	11:05:20.168
8	1:04.895	+0.312	11:06:25.063
9	<b>1:04.583</b>		11:07:29.646
10	1:04.754	+0.171	11:08:34.400

Lap	Lap Tm	Diff	Time of Day
<b>(19) Ernesta Globyte</b>			
1	1:37.162	+31.675	10:57:39.907
2	1:14.714	+9.227	10:58:54.621
p3	1:43.417	+37.930	11:00:38.038
4	1:18.716	+13.229	11:01:56.754
5	1:07.052	+1.565	11:03:03.806
6	1:06.625	+1.138	11:04:10.431
7	<b>1:05.487</b>		11:05:15.918

**B3 Autorent Võiduajamine 2010**

Super B2000, Baltic Open

Audru circuit 2,173 Km

Super B2000, Baltic Open - qualification

19.06.2010 10:55

Qualifying started at 10:55:38

POLE POSITION

**Standing Start**

**1**

**1**

**1 Marcis Birkens**  
58.930  
Honda Civic Type R

**2**

**3**

**11 Uldis Timaks**  
59.651  
Opel Astra

**3**

**5**

**26 Andrius Firantas**  
1:00.659  
Honda S2000

**4**

**7**

**58 Robertas Graudinis**  
1:01.055  
BMW M3

**5**

**9**

**4 Roland Feodorov**  
1:02.371  
Honda Integra

**6**

**11**

**43 Paulius Giniunas**  
1:04.583  
MB 190 Evolution I

**2**

**36 Arunas Granskas**  
59.641  
Honda Civic Type R

**4**

**14 Oleg Kvitka**  
1:00.648  
Honda Civic Type R

**6**

**55 Mantas Neverdausaks**  
1:00.945  
Honda Civic

**8**

**3 Atis Veismanis**  
1:02.040  
Honda Civic Type R

**10**

**15 Rytis Garabavicius**  
1:02.724  
BMW M3

**12**

**19 Ernesta Globyte**  
1:05.487  
BMW 318



**B3 Autorent Võiduajamine 2010**

**Sorted on Laps**

Super B2000, Baltic Open

Audru circuit 2,173 Km

Super B2000, Baltic Open 1st race, 15 laps

19.06.2010 14:10

Race started at 14:12:41

Pos	No.	Name	Nat	Entrant/Race Team	Make	Laps	Total Tm	Diff	Gap	Best Tm	Best Speed
<b>Baltic Open 1</b>											
1	58	Robertas Graudinis	LIT	UAB ROTOMA	BMW M3	15	15:35.456			1:00.814	128,635
2	26	Andrius Firantas	LIT	Xtra Racing	Honda S2000	15	15:46.220	10.764	10.764	1:00.076	130,215
3	15	Rytis Garabavicius	LIT	UAB ROTOMA	BMW M3	14	15:18.636	1 Lap	1 Lap	1:03.970	122,289
Not classified (75% = 12 Laps)											
	43	Paulius Giniunas	LIT	MB Sport Club	MB 190 Evolution I	11	14:55.876	4 Laps	3 Laps	1:08.714	113,846
<b>Baltic Open 2</b>											
1	36	Arunas Granskas	LIT	M Rally Team	Honda Civic Type R	15	15:25.963			59.991	130,400
2	19	Ernesta Globyte	LIT	TVA Racing	BMW 318	14	16:20.743	1 Lap	1 Lap	1:08.530	114,151
Not classified (75% = 12 Laps)											
	55	Mantas Neverdausaks	LIT	Siauliu kartingo klubas	Honda Civic		2.037	15 Laps	4 Laps		-
<b>Super B2000</b>											
1	1	Marcis Birkens	LAT	Papa`s Racing	Honda Civic Type R	15	15:09.589			59.696	131,044
2	14	Oleg Kvitka	RUS	M.K.E Motorsport	Honda Civic Type R	15	15:27.407	17.818	17.818	1:00.460	129,388
3	11	Uldis Timaks	LAT		Opel Astra	15	15:27.908	18.319	0.501	1:00.457	129,394
4	4	Roland Feodorov	EST	Prorex Racing	Honda Integra	14	16:05.779	1 Lap	1 Lap	1:05.222	119,941
5	3	Atis Veismanis	LAT	Papa`s Racing	Honda Civic Type R	13	15:36.971	2 Laps	1 Lap	1:02.218	125,732

Margin of Victory	Avg. Speed	Best Lap Tm	Best Speed	Best Lap by
16.374	129,006	59.696	131,044	1 - Marcis Birkens

<http://www.autosport.ee>

<http://autosport.mylaps.com>

Orbits

Chief Steward of the meeting: Avo Elme

Clerc of the Course: Raul Koov

Chief Timekeeper: Asper Leppik

Printed: 19.06.2010 19:43:51

**EAL** TIMING

**MYLAPS**  
SPORTS TIMING

B3 Autorent Võiduajamine 2010

Super B2000, Baltic Open

Audru circuit 2,173 Km

Super B2000, Baltic Open 1st race, 15 laps

19.06.2010 14:10

Race started at 14:12:41

Lap	Lap Tm	Diff	Time of Day
<b>(1) Marcis Birkenš</b>			
1	1:03.929	+4.233	14:13:45.075
2	1:00.771	+1.075	14:14:45.846
3	1:01.174	+1.478	14:15:47.020
4	1:01.142	+1.446	14:16:48.162
5	<b>59.696</b>		14:17:47.858
6	59.795	+0.099	14:18:47.653
7	1:00.207	+0.511	14:19:47.860
8	1:00.482	+0.786	14:20:48.342
9	1:00.006	+0.310	14:21:48.348
10	59.920	+0.224	14:22:48.268
11	1:00.325	+0.629	14:23:48.593
12	59.813	+0.117	14:24:48.406
13	1:00.979	+1.283	14:25:49.385
14	1:00.888	+1.192	14:26:50.273
15	1:00.462	+0.766	14:27:50.735

Lap	Lap Tm	Diff	Time of Day
<b>(36) Arunas Granskas</b>			
1	1:06.031	+6.040	14:13:48.394
2	1:03.485	+3.494	14:14:51.879
3	1:01.535	+1.544	14:15:53.414
4	1:01.726	+1.735	14:16:55.140
5	1:00.825	+0.834	14:17:55.965
6	1:00.758	+0.767	14:18:56.723
7	1:00.631	+0.640	14:19:57.354
8	1:00.646	+0.655	14:20:58.000
9	1:02.573	+2.582	14:22:00.573
10	1:00.133	+0.142	14:23:00.706
11	<b>59.991</b>		14:24:00.697
12	1:01.778	+1.787	14:25:02.475
13	1:00.690	+0.699	14:26:03.165
14	1:01.784	+1.793	14:27:04.949
15	1:02.160	+2.169	14:28:07.109

Lap	Lap Tm	Diff	Time of Day
<b>(14) Oleg Kvitka</b>			
1	1:04.178	+3.718	14:13:46.631
2	1:03.815	+3.355	14:14:50.446
3	1:02.430	+1.970	14:15:52.876
4	1:02.994	+2.534	14:16:55.870
5	1:01.136	+0.676	14:17:57.006
6	1:00.714	+0.254	14:18:57.720
7	1:00.943	+0.483	14:19:58.663
8	<b>1:00.460</b>		14:20:59.123
9	1:02.097	+1.637	14:22:01.220
10	1:00.683	+0.223	14:23:01.903
11	1:01.129	+0.669	14:24:03.032
12	1:01.632	+1.172	14:25:04.664
13	1:01.872	+1.412	14:26:06.536
14	1:00.675	+0.215	14:27:07.211
15	1:01.342	+0.882	14:28:08.553

Lap	Lap Tm	Diff	Time of Day
<b>(11) Uldis Timaks</b>			
1	1:08.503	+8.046	14:13:51.274
2	1:03.043	+2.586	14:14:54.317
3	1:03.028	+2.571	14:15:57.345
4	1:01.636	+1.179	14:16:58.981
5	1:00.792	+0.335	14:17:59.773
6	<b>1:00.457</b>		14:19:00.230
7	1:00.659	+0.202	14:20:00.889
8	1:00.932	+0.475	14:21:01.821
9	1:00.956	+0.499	14:22:02.777
10	1:00.640	+0.183	14:23:03.417
11	1:00.841	+0.384	14:24:04.258
12	1:00.925	+0.468	14:25:05.183
13	1:02.029	+1.572	14:26:07.212

Lap	Lap Tm	Diff	Time of Day
14	1:00.608	+0.151	14:27:07.820
15	1:01.234	+0.777	14:28:09.054
<b>(58) Robertas Graudinis</b>			
1	1:06.273	+5.459	14:13:49.335
2	1:02.968	+2.154	14:14:52.303
3	1:02.683	+1.869	14:15:54.986
4	1:01.707	+0.893	14:16:56.693
5	1:01.964	+1.150	14:17:58.657
6	1:00.816	+0.002	14:18:59.473
7	<b>1:00.814</b>		14:20:00.287
8	1:02.174	+1.360	14:21:02.461
9	1:02.141	+1.327	14:22:04.602
10	1:01.831	+1.017	14:23:06.433
11	1:01.023	+0.209	14:24:07.456
12	1:01.240	+0.426	14:25:08.696
13	1:01.250	+0.436	14:26:09.946
14	1:02.779	+1.965	14:27:12.725
15	1:03.877	+3.063	14:28:16.602

Lap	Lap Tm	Diff	Time of Day
<b>(26) Andrius Firantas</b>			
1	1:08.453	+8.377	14:13:51.526
2	1:03.612	+3.536	14:14:55.138
3	1:03.072	+2.996	14:15:58.210
4	1:02.138	+2.062	14:17:00.348
5	1:02.011	+1.935	14:18:02.359
6	1:02.035	+1.959	14:19:04.394
7	1:01.511	+1.435	14:20:05.905
8	1:01.034	+0.958	14:21:06.939
9	1:01.101	+1.025	14:22:08.040
10	1:01.020	+0.944	14:23:09.060
11	<b>1:00.076</b>		14:24:09.136
12	1:00.096	+0.020	14:25:09.232
13	1:01.177	+1.101	14:26:10.409
14	1:13.156	+13.080	14:27:23.565
15	1:03.801	+3.725	14:28:27.366

Lap	Lap Tm	Diff	Time of Day
<b>(15) Rytis Garabavicius</b>			
1	1:08.535	+4.565	14:13:52.790
2	1:05.223	+1.253	14:14:58.013
3	1:04.095	+0.125	14:16:02.108
4	<b>1:03.970</b>		14:17:06.078
5	1:04.900	+0.930	14:18:10.978
6	1:05.364	+1.394	14:19:16.342
7	1:05.717	+1.747	14:20:22.059
8	1:05.361	+1.391	14:21:27.420
9	1:05.020	+1.050	14:22:32.440
10	1:05.395	+1.425	14:23:37.835
11	1:05.638	+1.668	14:24:43.473
12	1:06.667	+2.697	14:25:50.140
13	1:04.927	+0.957	14:26:55.067
14	1:04.715	+0.745	14:27:59.782

Lap	Lap Tm	Diff	Time of Day
<b>(4) Roland Feodorov</b>			
1	1:08.406	+3.184	14:13:52.615
2	1:06.473	+1.251	14:14:59.088
3	1:05.939	+0.717	14:16:05.027
4	1:06.000	+0.778	14:17:11.027
5	1:06.635	+1.413	14:18:17.662
6	1:07.450	+2.228	14:19:25.112
7	1:07.247	+2.025	14:20:32.359
8	1:06.062	+0.840	14:21:38.421
9	<b>1:05.222</b>		14:22:43.643
10	1:07.717	+2.495	14:23:51.360
11	1:09.422	+4.200	14:25:00.782
12	1:14.093	+8.871	14:26:14.875

Lap	Lap Tm	Diff	Time of Day
13	1:07.722	+2.500	14:27:22.597
p14	1:24.328	+19.106	14:28:46.925
<b>(19) Ernesta Globyte</b>			
1	1:11.431	+2.901	14:13:57.074
2	1:09.931	+1.401	14:15:07.005
3	1:09.526	+0.996	14:16:16.531
4	1:09.599	+1.069	14:17:26.130
5	1:08.741	+0.211	14:18:34.871
6	1:08.564	+0.034	14:19:43.435
7	<b>1:08.530</b>		14:20:51.965
8	1:10.448	+1.918	14:22:02.413
9	1:09.860	+1.330	14:23:12.273
10	1:09.199	+0.669	14:24:21.472
11	1:09.924	+1.394	14:25:31.396
12	1:08.897	+0.367	14:26:40.293
13	1:09.341	+0.811	14:27:49.634
14	1:12.255	+3.725	14:29:01.889

Lap	Lap Tm	Diff	Time of Day
<b>(3) Atis Veismanis</b>			
1	1:07.075	+4.857	14:13:51.137
2	1:03.047	+0.829	14:14:54.184
3	1:03.133	+0.915	14:15:57.317
4	1:02.535	+0.317	14:16:59.852
5	<b>1:02.218</b>		14:18:02.070
p6	1:20.743	+18.525	14:19:22.813
7	2:31.976	+1:29.758	14:21:54.789
8	1:02.778	+0.560	14:22:57.567
9	1:02.379	+0.161	14:23:59.946
10	1:03.289	+1.071	14:25:03.235
11	1:04.951	+2.733	14:26:08.186
12	1:06.781	+4.563	14:27:14.967
13	1:03.150	+0.932	14:28:18.117

Lap	Lap Tm	Diff	Time of Day
<b>(43) Paulius Giniunas</b>			
1	1:11.451	+2.737	14:13:56.612
2	1:09.506	+0.792	14:15:06.118
3	1:10.792	+2.078	14:16:16.910
4	1:10.488	+1.774	14:17:27.398
5	1:08.716	+0.002	14:18:36.114
6	<b>1:08.714</b>		14:19:44.828
7	1:11.644	+2.930	14:20:56.472
8	1:27.989	+19.275	14:22:24.461
9	1:24.530	+15.816	14:23:48.991
10	1:35.662	+26.948	14:25:24.653
p11	2:12.369	+1:03.655	14:27:37.022

**B3 Autorent Võiduajamine 2010**

**Lapchart**


Super B2000, Baltic Open

Audru circuit 2,173 Km

Super B2000, Baltic Open 1st race, 15 laps

19.06.2010 14:10

Race started at 14:12:41



**Competitors**

	Laps															
	0	1	2	3	4	5	6	7	8	9	10	11	12	13	14	15
Marcis Birkens (1)	1	1	1	1	1	1	1	1	1	1	1	1	1	1	1	1
Arunas Grankas (36)	2	36	14	14	14	36	36	36	36	36	36	36	36	36	36	36
Oleg Kvitka (14)	3	14	36	36	36	14	14	14	14	14	14	14	14	14	14	14
Uldis Timaks (11)	4	11	58	58	58	58	58	58	11	11	11	11	11	11	11	11
Robertas Graudinis (58)	5	58	3	3	3	11	11	11	11	58	58	58	58	58	58	58
Andrius Firantas (26)	6	26	11	11	11	3	3	26	26	26	26	26	26	26	26	26
Mantas Neverdausaks (55)	7	55	26	26	26	26	26	15	15	15	15	15	15	15	15	15
Atis Veismanis (3)	8	3	4	15	15	15	15	3	4	4	4	4	4	4	4	4
Roland Feodorov (4)	9	4	15	4	4	4	4	4	19	19	19	19	19	19	19	19
Rytis Garabavicius (15)	10	15	43	43	19	19	19	19	43	43	43	3	3	3	3	3
Paulius Giniunas (43)	11	43	19	19	43	43	43	43	3	3	3	43	43			
Ernesta Globyte (19)	12	19														

**B3 Autorent Võiduajamine 2010**

**Sorted on Laps**

Super B2000, Baltic Open

Audru circuit 2,173 Km

Super B2000, Baltic Open 2nd race, 15 laps

19.06.2010 17:30

Race (15 Laps) started at 17:32:26

Pos	No.	Name	Nat	Entrant/Race Team	Make	Laps	Total Tm	Diff	Gap	Best Tm	Best Speed
<b>Baltic Open 1</b>											
1	58	Robertas Graudinis	LIT	UAB ROTOMA	BMW M3	15	19:15.945			1:13.880	105,885
2	15	Rytis Garabavicius	LIT	UAB ROTOMA	BMW M3	14	18:39.802	1 Lap	1 Lap	1:16.925	101,694
3	43	Paulius Giniunas	LIT	MB Sport Club	MB 190 Evolution I	13	19:19.258	2 Laps	1 Lap	1:26.119	90,837

Not classified (75% = 12 Laps)

26 Andrius Firantas LIT Xtra Racing Honda S2000 8 12:20.318 7 Laps 5 Laps 1:27.283 89,626

**Baltic Open 2**

1 36 Arunas Granskas LIT M Rally Team Honda Civic Type R 15 18:27.078 1:12.400 108,050

Not classified (75% = 12 Laps)

19 Ernesta Globyte LIT TVA Racing BMW 318 25.181 15 Laps 15 Laps -

DNS 55 Mantas Neverdauskas LIT Siauliu kartingo klubas Honda Civic DNS -

**Super B2000**

1 1 Marcis Birkens LAT Papa`s Racing Honda Civic Type R 15 17:58.439 1:11.164 109,926

2 3 Atis Veismanis LAT Papa`s Racing Honda Civic Type R 15 18:02.386 3.947 3.947 1:11.055 110,095

3 14 Oleg Kvitka RUS M.K.E Motorsport Honda Civic Type R 15 19:02.922 :04.483 00.536 1:11.239 109,811

4 4 Roland Feodorov EST Prorex Racing Honda Integra 14 18:47.652 1 Lap 1 Lap 1:19.320 98,623

Not classified (75% = 12 Laps)

11 Uldis Timaks LAT Opel Astra 1.281 15 Laps 14 Laps -

**Announcements**

Nr. 14 Oleg Kvitka - false start + 30 sek

Margin of Victory	Avg. Speed	Best Lap Tm	Best Speed	Best Lap by
3.947	108,807	1:11.055	110,095	3 - Atis Veismanis

<http://www.autosport.ee>

<http://autosport.mylaps.com>

Orbits

Chief Steward of the meeting: Avo Elme

Clerc of the Course: Raul Koov

Chief Timekeeper: Asper Leppik

Printed: 19.06.2010 19:44:30

**EAL** TIMING

**MYLAPS**  
SPORTS TIMING

B3 Autorent Võiduajamine 2010

Super B2000, Baltic Open

Audru circuit 2,173 Km

Super B2000, Baltic Open 2nd race, 15 laps

19.06.2010 17:30

Race (15 Laps) started at 17:32:26

Lap	Lap Tm	Diff	Time of Day
<b>(1) Marcis Birkenis</b>			
1	1:13.393	+2.229	17:33:40.371
2	1:11.604	+0.440	17:34:51.975
3	<b>1:11.164</b>		17:36:03.139
4	1:12.310	+1.146	17:37:15.449
5	1:12.062	+0.898	17:38:27.511
6	1:12.359	+1.195	17:39:39.870
7	1:12.088	+0.924	17:40:51.958
8	1:11.784	+0.620	17:42:03.742
9	1:12.157	+0.993	17:43:15.899
10	1:12.032	+0.868	17:44:27.931
11	1:11.469	+0.305	17:45:39.400
12	1:11.845	+0.681	17:46:51.245
13	1:11.194	+0.030	17:48:02.439
14	1:11.430	+0.266	17:49:13.869
15	1:11.548	+0.384	17:50:25.417

Lap	Lap Tm	Diff	Time of Day
<b>(3) Atis Veismanis</b>			
1	1:13.337	+2.282	17:33:43.095
2	1:11.572	+0.517	17:34:54.667
3	1:11.609	+0.554	17:36:06.276
4	1:11.464	+0.409	17:37:17.740
5	<b>1:11.055</b>		17:38:28.795
6	1:12.720	+1.665	17:39:41.515
7	1:11.419	+0.364	17:40:52.934
8	1:11.798	+0.743	17:42:04.732
9	1:12.689	+1.634	17:43:17.421
10	1:13.086	+2.031	17:44:30.507
11	1:12.210	+1.155	17:45:42.717
12	1:11.584	+0.529	17:46:54.301
13	1:11.581	+0.526	17:48:05.882
14	1:11.352	+0.297	17:49:17.234
15	1:12.130	+1.075	17:50:29.364

Lap	Lap Tm	Diff	Time of Day
<b>(36) Arunas Granskas</b>			
1	1:14.368	+1.968	17:33:41.989
2	1:13.212	+0.812	17:34:55.201
3	1:13.615	+1.215	17:36:08.816
4	1:13.206	+0.806	17:37:22.022
5	<b>1:12.400</b>		17:38:34.422
6	1:15.432	+3.032	17:39:49.854
7	1:13.464	+1.064	17:41:03.318
8	1:14.967	+2.567	17:42:18.285
9	1:14.601	+2.201	17:43:32.886
10	1:14.338	+1.938	17:44:47.224
11	1:12.539	+0.139	17:45:59.763
12	1:13.633	+1.233	17:47:13.396
13	1:14.710	+2.310	17:48:28.106
14	1:13.318	+0.918	17:49:41.424
15	1:12.632	+0.232	17:50:54.056

Lap	Lap Tm	Diff	Time of Day
<b>(14) Oleg Kvitka</b>			
1	1:16.711	+5.472	17:33:45.409
2	1:17.109	+5.870	17:35:02.518
3	1:14.653	+3.414	17:36:17.171
4	1:13.813	+2.574	17:37:30.984
5	1:13.432	+2.193	17:38:44.416
6	1:15.196	+3.957	17:39:59.612
7	1:14.079	+2.840	17:41:13.691
8	1:14.342	+3.103	17:42:28.033
9	1:13.414	+2.175	17:43:41.447
10	1:13.465	+2.226	17:44:54.912
11	1:11.881	+0.642	17:46:06.793
12	<b>1:11.239</b>		17:47:18.032
13	1:12.518	+1.279	17:48:30.550

Lap	Lap Tm	Diff	Time of Day
14	1:13.316	+2.077	17:49:43.866
15	1:16.034	+4.795	17:50:59.900
<b>(58) Robertas Graudinis</b>			
1	1:17.760	+3.880	17:33:46.543
2	1:14.579	+0.699	17:35:01.122
3	1:14.021	+0.141	17:36:15.143
4	1:14.229	+0.349	17:37:29.372
5	<b>1:13.880</b>		17:38:43.252
6	1:15.957	+2.077	17:39:59.209
7	1:18.656	+4.776	17:41:17.865
8	1:18.409	+4.529	17:42:36.274
9	1:16.486	+2.606	17:43:52.760
10	1:19.069	+5.189	17:45:11.829
11	1:18.174	+4.294	17:46:30.003
12	1:18.540	+4.660	17:47:48.543
13	1:17.974	+4.094	17:49:06.517
14	1:17.377	+3.497	17:50:23.894
15	1:19.029	+5.149	17:51:42.923

Lap	Lap Tm	Diff	Time of Day
<b>(15) Rytis Garabavicius</b>			
1	1:19.698	+2.773	17:33:49.637
2	<b>1:16.925</b>		17:35:06.562
3	1:28.164	+11.239	17:36:34.726
4	1:18.654	+1.729	17:37:53.380
5	1:17.884	+0.959	17:39:11.264
6	1:19.807	+2.882	17:40:31.071
7	1:18.566	+1.641	17:41:49.637
8	1:18.861	+1.936	17:43:08.498
9	1:20.596	+3.671	17:44:29.094
10	1:19.478	+2.553	17:45:48.572
11	1:18.690	+1.765	17:47:07.262
12	1:17.330	+0.405	17:48:24.592
13	1:23.672	+6.747	17:49:48.264
14	1:18.516	+1.591	17:51:06.780

Lap	Lap Tm	Diff	Time of Day
<b>(4) Roland Feodorov</b>			
1	1:21.162	+1.842	17:33:51.835
2	<b>1:19.320</b>		17:35:11.155
3	1:19.573	+0.253	17:36:30.728
4	1:19.785	+0.465	17:37:50.513
5	1:19.610	+0.290	17:39:10.123
6	1:19.819	+0.499	17:40:29.942
7	1:20.635	+1.315	17:41:50.577
8	1:20.718	+1.398	17:43:11.295
9	1:20.929	+1.609	17:44:32.224
10	1:19.999	+0.679	17:45:52.223
11	1:19.457	+0.137	17:47:11.680
12	1:21.723	+2.403	17:48:33.403
13	1:21.164	+1.844	17:49:54.567
14	1:20.063	+0.743	17:51:14.630

Lap	Lap Tm	Diff	Time of Day
<b>(43) Paulius Giniunas</b>			
1	1:27.463	+1.344	17:33:59.032
2	1:29.087	+2.968	17:35:28.119
3	1:28.334	+2.215	17:36:56.453
4	1:28.002	+1.883	17:38:24.455
5	1:29.924	+3.805	17:39:54.379
6	1:27.909	+1.790	17:41:22.288
7	1:26.764	+0.645	17:42:49.052
8	<b>1:26.119</b>		17:44:15.171
9	1:27.362	+1.243	17:45:42.533
10	1:34.873	+8.754	17:47:17.406
11	1:30.656	+4.537	17:48:48.062
12	1:28.212	+2.093	17:50:16.274
13	1:29.962	+3.843	17:51:46.236

Lap	Lap Tm	Diff	Time of Day
<b>(26) Andrius Firantas</b>			
1	1:28.627	+1.344	17:33:57.329
2	<b>1:27.283</b>		17:35:24.612
3	1:28.623	+1.340	17:36:53.235
4	1:29.877	+2.594	17:38:23.112
5	1:29.125	+1.842	17:39:52.237
6	1:28.113	+0.830	17:41:20.350
7	1:28.094	+0.811	17:42:48.444
p8	1:58.852	+31.569	17:44:47.296

**B3 Autorent Võiduajamine 2010**

**Lapchart**


Super B2000, Baltic Open

Audru circuit 2,173 Km

Super B2000, Baltic Open 2nd race, 15 laps

19.06.2010 17:30

Race (15 Laps) started at 17:32:26



**Competitors**

	Laps															
	0	1	2	3	4	5	6	7	8	9	10	11	12	13	14	15
Marcis Birkens (1)	1	1	1	1	1	1	1	1	1	1	1	1	1	1	1	1
Arunas Grankas (36)	2	36	36	3	3	3	3	3	3	3	3	3	3	3	3	3
Uldis Timaks (11)	3	11	3	36	36	36	36	36	36	36	36	36	36	36	36	36
Oleg Kvitka (14)	4	14	14	58	58	58	58	58	14	14	14	14	14	14	14	14
Andrius Firantas (26)	5	26	58	14	14	14	14	14	58	58	58	58	58	58	58	58
Robertas Graudinis (58)	6	58	15	15	4	4	4	4	15	15	15	15	15	15	15	15
Atis Veismanis (3)	7	3	4	4	15	15	15	15	4	4	4	4	4	4	4	4
Rytis Garabavicius (15)	8	15	26	26	26	26	26	26	43	43	43	43	43	43		
Roland Feodorov (4)	9	4	43	43	43	43	43	43	43	26						
Paulius Giniunas (43)	10	43														
Ernesta Globyte (19)	11	19														
-	12															