


**EESTI MEISTRIVÕISTLUSTE VI ETAPP KARDISPORDIS
KÄINA KARDIRADA
31.07.2010**

EALTIMING
SPORTS TIMING

MYLAPS
SPORTS TIMING

Timing and Results by EAL Timing

<http://autosport.mylaps.com>



Ringraja pikkus: 815 meetrit

Ringraja asukoht: Spordi 8, Käina, Käina vald, Hiiumaa

Rajarekordid:

Cadet:

02.08.2008 Artur Ploom, EST, CRG 47.424 RACE

02.08.2008 Artur Ploom, EST, CRG 47.441 QUALIFY

Micro:

31.07.2010 Jan Markus Kõõra, EST, Tony Kart 43.311 RACE

30.07.2010 Artur Ploom, EST, CRG 43.575 QUALIFY

Raket:

31.07.2010 Siret Räämet, EST, Intrepid 41.524 RACE

31.07.2010 Ralf Aron, EST, Tony Kart 41.773 QUALIFY

Rotax Junior:

02.08.2008 Aavo Talvar, EST, Intrepid 37.284 RACE

31.07.2010 Tristan Viidas, EST, Cosmic 37.326 QUALIFY

Rotax Max:

02.08.2008 Kert Vellama, EST, Birel 37.001 RACE

02.08.2008 Tõnis Liigmann, EST, Tony Kart 36.906 QUALIFY

Rotax DD2:

31.07.2010 Simas Juodvirsis, LTU, Maranello **36.343** RACE

31.07.2010 Georg Vann, EST, Intrepid 36.368 QUALIFY

Rotax Masters:

31.07.2010 Erki Lehiste, EST, Intrepid 36.937 RACE

31.07.2010 Erki Lehiste, EST, Intrepid 37.172 QUALIFY

KZ2:

31.07.2010 Mihkel Maltna, EST, CRG 36.763 RACE

31.07.2010 Mihkel Maltna, EST, CRG 37.791 QUALIFY

Eesti MV VI etapp kardisportis

Sorted on Best Lap time

Rotax DD2, Rotax Masters, KZ2

Käina karting circuit 0,815 Km

Rotax DD2, Rotax Masters, KZ2 - warm up - 10 min

31.07.2010 09:50

Practice started at 9:52:52

Pos	No.	Name	Nat	Entrant/Race Team	Chassis	Engine	Tires	Best Tm	Diff	Gap	Laps	In Lap	Best Speed
KZ2													
1	8	Juris Zalitis	LAT	MS Kartinga skola	MS Kart			40.243			5	5	72,907
Rotax DD2													
1	7	Marko Asmer	EST	Raha24 Motorsport by Asmer	Tony Kart	Rotax 125	Mojo	36.539			11	9	80,298
2	33	Georg Vann	EST	ASSI Talvar Racing	Intrepid	Rotax 125	Mojo	36.667	0.128	0.128	14	14	80,017
3	14	Antti Rammo	EST	Vihur Team	Energy	Rotax 125	Mojo	36.705	0.166	0.038	14	9	79,935
4	11	Tõnis Liigmann	EST	AGS Racing	CRG	Rotax 125	Mojo	36.758	0.219	0.053	13	10	79,819
5	55	Madis Laiv	EST	Aix Racing Team	Tony Kart	Rotax 125	Mojo	36.791	0.252	0.033	13	12	79,748
6	641	Mario Vendla	EST	AGS Racing	Maddox	Rotax 125	Mojo	36.795	0.256	0.004	14	7	79,739
7	660	Simas Juodvirsis	LTU	RKV RACING	Maranello	Rotax 125	Mojo	36.814	0.275	0.019	13	7	79,698
8	62	Martins Lapins	LAT	RKV RACING	Maranello	Rotax 125	Mojo	36.832	0.293	0.018	14	7	79,659
9	3	Mihkel Maltna	EST	Aix Racing Team	Maranello	Rotax 125	Mojo	37.248	0.709	0.416	8	7	78,769
10	22	Bruno Paabort	EST	Raha24 Motorsport by Asmer	Energy	Rotax 125	Mojo	37.334	0.795	0.086	6	6	78,588
11	99	Martin Kolu	EST	Raha24 Motorsport by Asmer	Energy	Rotax 125	Mojo	37.944	1.405	0.610	12	11	77,324
Rotax Masters													
1	7	Erki Lehiste	EST	ASSI Talvar Racing	Intrepid	Rotax 125	Mojo	37.237			11	6	78,793
2	2	Meelis Meemann	EST	AGS Racing	Zanardi	Rotax 125	Mojo	37.340	0.103	0.103	13	9	78,575
3	67	Argo Tamm	EST	AGS Racing	CRG	Rotax 125	Mojo	37.702	0.465	0.362	11	9	77,821
4	624	Vitalijus Gudzenko	LTU	RKV Racing	Maranello	Rotax 125	Mojo	37.973	0.736	0.271	8	6	77,265
5	6	Eke Nurm	EST	ASSI Talvar Racing	Intrepid	Rotax 125	Mojo	37.985	0.748	0.012	12	5	77,241
6	111	Saulius Poceviccius	LTU	RKV Racing	Maranello	Rotax 125	Mojo	38.039	0.802	0.054	10	4	77,131
7	71	Normunds Stanevics	LAT		Gillard	Rotax 125	Mojo	39.384	2.147	1.345	13	8	74,497

Eesti MV VI etapp kardispordis

Rotax DD2, Rotax Masters, KZ2

Käina karting circuit 0,815 Km

Rotax DD2, Rotax Masters, KZ2 - warm up - 10 min

31.07.2010 09:50

Practice started at 9:52:52

Lap	Lap Tm	Diff	Time of Day
(7) Marko Asmer			
1	41.494	+4.955	9:53:46.688
2	37.828	+1.289	9:54:24.516
3	37.343	+0.804	9:55:01.859
4	36.986	+0.447	9:55:38.845
5	36.768	+0.229	9:56:15.613
6	36.882	+0.343	9:56:52.495
7	36.831	+0.292	9:57:29.326
8	37.069	+0.530	9:58:06.395
9	36.539		9:58:42.934
10	36.768	+0.229	9:59:19.702
11	36.770	+0.231	9:59:56.472

Lap	Lap Tm	Diff	Time of Day
(33) Georg Vann			
1	39.738	+3.071	9:53:33.496
2	37.714	+1.047	9:54:11.210
3	37.021	+0.354	9:54:48.231
4	37.032	+0.365	9:55:25.263
5	36.799	+0.132	9:56:02.062
6	36.864	+0.197	9:56:38.926
7	36.725	+0.058	9:57:15.651
8	36.861	+0.194	9:57:52.512
9	37.067	+0.400	9:58:29.579
10	37.291	+0.624	9:59:06.870
11	37.094	+0.427	9:59:43.964
12	36.692	+0.025	10:00:20.656
13	36.752	+0.085	10:00:57.408
14	36.667		10:01:34.075

Lap	Lap Tm	Diff	Time of Day
(14) Antti Ramm			
1	40.456	+3.751	9:53:35.498
2	38.755	+2.050	9:54:14.253
3	37.650	+0.945	9:54:51.903
4	37.085	+0.380	9:55:28.988
5	36.873	+0.168	9:56:05.861
6	36.923	+0.218	9:56:42.784
7	36.890	+0.185	9:57:19.674
8	36.823	+0.118	9:57:56.497
9	36.705		9:58:33.202
10	37.089	+0.384	9:59:10.291
11	37.500	+0.795	9:59:47.791
12	37.424	+0.719	10:00:25.215
13	37.192	+0.487	10:01:02.407
14	36.842	+0.137	10:01:39.249

Lap	Lap Tm	Diff	Time of Day
(11) Tõnis Liigmann			
1	48.638	+11.880	9:53:44.597
2	38.135	+1.377	9:54:22.732
3	37.035	+0.277	9:54:59.767
4	36.779	+0.021	9:55:36.546
5	36.847	+0.089	9:56:13.393
6	36.843	+0.085	9:56:50.236
7	37.591	+0.833	9:57:27.827
8	37.246	+0.488	9:58:05.073
9	36.795	+0.037	9:58:41.868
10	36.758		9:59:18.626
11	36.848	+0.090	9:59:55.474
12	36.990	+0.232	10:00:32.464
13	36.799	+0.041	10:01:09.263

Lap	Lap Tm	Diff	Time of Day
(55) Madis Laiv			
1	46.671	+9.880	9:54:00.720
2	37.799	+1.008	9:54:38.519
3	37.403	+0.612	9:55:15.922
4	37.096	+0.305	9:55:53.018

Lap	Lap Tm	Diff	Time of Day
5	37.100	+0.309	9:56:30.118
6	37.092	+0.301	9:57:07.210
7	37.233	+0.442	9:57:44.443
8	38.922	+2.131	9:58:23.365
9	38.170	+1.379	9:59:01.535
10	36.851	+0.060	9:59:38.386
11	36.877	+0.086	10:00:15.263
12	36.791		10:00:52.054
13	36.843	+0.052	10:01:28.897

Lap	Lap Tm	Diff	Time of Day
(641) Mario Vendla			
1	39.478	+2.683	9:53:36.826
2	37.503	+0.708	9:54:14.329
3	37.143	+0.348	9:54:51.472
4	37.012	+0.217	9:55:28.484
5	36.884	+0.089	9:56:05.368
6	36.922	+0.127	9:56:42.290
7	36.795		9:57:19.085
8	36.986	+0.191	9:57:56.071
9	36.907	+0.112	9:58:32.978
10	37.040	+0.245	9:59:10.018
11	37.103	+0.308	9:59:47.121
12	37.317	+0.522	10:00:24.438
13	37.169	+0.374	10:01:01.607
14	36.920	+0.125	10:01:38.527

Lap	Lap Tm	Diff	Time of Day
(660) Simas Juodvirsis			
1	40.428	+3.614	9:53:42.637
2	37.443	+0.629	9:54:20.080
3	37.040	+0.226	9:54:57.120
4	36.947	+0.133	9:55:34.067
5	36.998	+0.184	9:56:11.065
6	36.833	+0.019	9:56:47.898
7	36.814		9:57:24.712
8	36.852	+0.038	9:58:01.564
9	36.993	+0.179	9:58:38.557
10	37.305	+0.491	9:59:15.862
11	37.115	+0.301	9:59:52.977
12	37.007	+0.193	10:00:29.984
13	36.906	+0.092	10:01:06.890

Lap	Lap Tm	Diff	Time of Day
(62) Martins Lapins			
1	39.791	+2.959	9:53:35.581
2	37.944	+1.112	9:54:13.525
3	37.396	+0.564	9:54:50.921
4	37.157	+0.325	9:55:28.078
5	36.958	+0.126	9:56:05.036
6	37.036	+0.204	9:56:42.072
7	36.832		9:57:18.904
8	36.953	+0.121	9:57:55.857
9	36.893	+0.061	9:58:32.750
10	37.094	+0.262	9:59:09.844
11	38.234	+1.402	9:59:48.078
12	37.380	+0.548	10:00:25.458
13	37.478	+0.646	10:01:02.936
14	36.929	+0.097	10:01:39.865

Lap	Lap Tm	Diff	Time of Day
(7) Erki Lehiste			
1	42.200	+4.963	9:53:41.192
2	38.369	+1.132	9:54:19.561
3	38.117	+0.880	9:54:57.678
4	37.707	+0.470	9:55:35.385
5	37.411	+0.174	9:56:12.796
6	37.237		9:56:50.033
7	37.907	+0.670	9:57:27.940
8	38.184	+0.947	9:58:06.124

Lap	Lap Tm	Diff	Time of Day
9	37.765	+0.528	9:58:43.889
10	37.250	+0.013	9:59:21.139
11	38.255	+1.018	9:59:59.394

Lap	Lap Tm	Diff	Time of Day
(3) Mihkel Maltna			
1	40.771	+3.523	9:53:49.028
2	38.388	+1.140	9:54:27.416
3	37.862	+0.614	9:55:05.278
4	37.493	+0.245	9:55:42.771
5	37.311	+0.063	9:56:20.082
6	37.550	+0.302	9:56:57.632
7	37.248		9:57:34.880
8	37.379	+0.131	9:58:12.259

Lap	Lap Tm	Diff	Time of Day
(22) Bruno Paabert			
1	39.614	+2.280	9:58:01.489
2	37.779	+0.445	9:58:39.268
3	37.377	+0.043	9:59:16.645
4	37.348	+0.014	9:59:53.993
5	37.401	+0.067	10:00:31.394
6	37.334		10:01:08.728

Lap	Lap Tm	Diff	Time of Day
(2) Meelis Meemann			
1	43.042	+5.702	9:53:47.704
2	38.865	+1.525	9:54:26.569
3	37.919	+0.579	9:55:04.488
4	37.767	+0.427	9:55:42.255
5	37.478	+0.138	9:56:19.733
6	37.645	+0.305	9:56:57.378
7	37.878	+0.538	9:57:35.256
8	37.457	+0.117	9:58:12.713
9	37.340		9:58:50.053
10	37.458	+0.118	9:59:27.511
11	37.497	+0.157	10:00:05.008
12	59.290	+21.950	10:01:04.298
13	41.317	+3.977	10:01:45.615

Lap	Lap Tm	Diff	Time of Day
(67) Argo Tamm			
1	42.998	+5.296	9:53:46.034
2	38.422	+0.720	9:54:24.456
3	39.401	+1.699	9:55:03.857
4	37.913	+0.211	9:55:41.770
5	37.804	+0.102	9:56:19.574
6	1:40.214	+1:02.512	9:57:59.788
7	38.641	+0.939	9:58:38.429
8	38.775	+1.073	9:59:17.204
9	37.702		9:59:54.906
10	38.132	+0.430	10:00:33.038
11	37.722	+0.020	10:01:10.760

Lap	Lap Tm	Diff	Time of Day
(99) Martin Kolu			
1	44.240	+6.296	9:53:47.551
2	39.682	+1.738	9:54:27.233
3	39.180	+1.236	9:55:06.413
4	39.683	+1.739	9:55:46.096
5	38.744	+0.800	9:56:24.840
6	38.927	+0.983	9:57:03.767
7	40.058	+2.114	9:57:43.825
8	39.762	+1.818	9:58:23.587
9	40.064	+2.120	9:59:03.651
10	38.354	+0.410	9:59:42.005
11	37.944		10:00:19.949
12	38.918	+0.974	10:00:58.867

Lap	Lap Tm	Diff	Time of Day
(624) Vitalijus Gudzenko			
1	40.638	+2.665	9:53:37.619

Eesti MV VI etapp kardispordis

Sorted on Best Lap time

Rotax DD2, Rotax Masters, KZ2

Käina karting circuit 0,815 Km

Rotax DD2 - qualifying - 10 min

31.07.2010 11:30

Qualifying started at 11:29:59

Pos	No.	Name	Nat	Entrant/Race Team	Chassis	Engine	Tires	Best Tm	Diff	Gap	Laps	In Lap	Best Speed
Rotax DD2													
1	33	Georg Vann	EST	ASSI Talvar Racing	Intrepid	Rotax 125	Mojo	36.368			8	7	80,675
2	660	Simas Juodvirsis	LTU	RKV RACING	Maranello	Rotax 125	Mojo	36.377	0.009	0.009	8	4	80,655
3	14	Antti Rammo	EST	Vihur Team	Energy	Rotax 125	Mojo	36.442	0.074	0.065	17	17	80,511
4	11	Tõnis Liigmann	EST	AGS Racing	CRG	Rotax 125	Mojo	36.465	0.097	0.023	14	9	80,461
5	55	Madis Laiv	EST	Aix Racing Team	Tony Kart	Rotax 125	Mojo	36.480	0.112	0.015	10	9	80,428
6	4	Kenneth Hildebrand	EST	Raha24 Motorsport by Asmer	Energy	Rotax 125	Mojo	36.486	0.118	0.006	14	8	80,414
7	62	Martins Lapins	LAT	RKV RACING	Maranello	Rotax 125	Mojo	36.534	0.166	0.048	17	14	80,309
8	7	Marko Asmer	EST	Raha24 Motorsport by Asmer	Tony Kart	Rotax 125	Mojo	36.562	0.194	0.028	15	10	80,247
9	641	Mario Vendla	EST	AGS Racing	Maddox	Rotax 125	Mojo	36.596	0.228	0.034	10	6	80,173
10	3	Mihkel Maltna	EST	Aix Racing Team	Maranello	Rotax 125	Mojo	36.885	0.517	0.289	11	11	79,545
11	88	Urmo Kokmann	EST	Raha24 Motorsport by Asmer	Energy	Rotax 125	Mojo	37.419	1.051	0.534	13	13	78,409
12	77	Ott Krigul	EST	Raha24 Motorsport by Asmer	Energy	Rotax 125	Mojo	37.692	1.324	0.273	14	13	77,841
13	99	Martin Kolu	EST	Raha24 Motorsport by Asmer	Energy	Rotax 125	Mojo	37.718	1.350	0.026	14	6	77,788
14	5	Priit Sei	EST	ASSI Talvar Racing	Intrepid	Rotax 125	Mojo	37.754	1.386	0.036	14	14	77,714

Eesti MV VI etapp kardispordis

Rotax DD2, Rotax Masters, KZ2

Käina karting circuit 0,815 Km

Rotax DD2 - qualifying - 10 min

31.07.2010 11:30

Qualifying started at 11:29:59

Lap	Lap Tm	Diff	Time of Day
(33) Georg Vann			
1	39.862	+3.494	11:30:43.353
2	37.726	+1.358	11:31:21.079
3	36.939	+0.571	11:31:58.018
4	36.871	+0.503	11:32:34.889
5	36.734	+0.366	11:33:11.623
6	36.531	+0.163	11:33:48.154
7	36.368		11:34:24.522
8	36.528	+0.160	11:35:01.050
(660) Simas Juodvirsis			
1	39.536	+3.159	11:30:49.252
2	37.188	+0.811	11:31:26.440
3	36.659	+0.282	11:32:03.099
4	36.377		11:32:39.476
5	36.528	+0.151	11:33:16.004
6	36.487	+0.110	11:33:52.491
7	36.395	+0.018	11:34:28.886
8	36.534	+0.157	11:35:05.420
(14) Antti Rammo			
1	40.157	+3.715	11:30:44.225
2	37.991	+1.549	11:31:22.216
3	38.098	+1.656	11:32:00.314
4	36.825	+0.383	11:32:37.139
5	36.696	+0.254	11:33:13.835
6	36.674	+0.232	11:33:50.509
7	36.610	+0.168	11:34:27.119
8	36.501	+0.059	11:35:03.620
9	36.841	+0.399	11:35:40.461
10	41.440	+4.998	11:36:21.901
11	36.713	+0.271	11:36:58.614
12	37.146	+0.704	11:37:35.760
13	36.841	+0.399	11:38:12.601
14	36.667	+0.225	11:38:49.268
15	36.509	+0.067	11:39:25.777
16	36.744	+0.302	11:40:02.521
17	36.442		11:40:38.963
(11) Tõnis Liigmann			
1	44.384	+7.919	11:31:49.414
2	38.570	+2.105	11:32:27.984
3	37.315	+0.850	11:33:05.299
4	36.911	+0.446	11:33:42.210
5	36.696	+0.231	11:34:18.906
6	36.811	+0.346	11:34:55.717
7	49.624	+13.159	11:35:45.341
8	36.977	+0.512	11:36:22.318
9	36.465		11:36:58.783
10	36.516	+0.051	11:37:35.299
11	40.679	+4.214	11:38:15.978
12	36.759	+0.294	11:38:52.737
13	36.597	+0.132	11:39:29.334
14	36.490	+0.025	11:40:05.824
(55) Madis Laiv			
1	39.112	+2.632	11:30:47.792
2	37.250	+0.770	11:31:25.042
3	36.870	+0.390	11:32:01.912
4	36.601	+0.121	11:32:38.513
5	36.723	+0.243	11:33:15.236
6	37.137	+0.657	11:33:52.373
7	36.913	+0.433	11:34:29.286
8	36.537	+0.057	11:35:05.823
9	36.480		11:35:42.303

Lap	Lap Tm	Diff	Time of Day
10	36.928	+0.448	11:36:19.231
(4) Kenneth Hildebrand			
1	39.248	+2.762	11:30:48.238
2	37.264	+0.778	11:31:25.502
3	37.097	+0.611	11:32:02.599
4	37.712	+1.226	11:32:40.311
5	36.714	+0.228	11:33:17.025
6	36.657	+0.171	11:33:53.682
7	36.543	+0.057	11:34:30.225
8	36.486		11:35:06.711
9	36.629	+0.143	11:35:43.340
10	36.660	+0.174	11:36:20.000
11	36.643	+0.157	11:36:56.643
12	40.678	+4.192	11:37:37.321
13	36.722	+0.236	11:38:14.043
14	36.616	+0.130	11:38:50.659
(62) Martins Lapins			
1	40.052	+3.518	11:30:44.818
2	37.633	+1.099	11:31:22.451
3	37.022	+0.488	11:31:59.473
4	36.852	+0.318	11:32:36.325
5	36.717	+0.183	11:33:13.042
6	36.752	+0.218	11:33:49.794
7	36.626	+0.092	11:34:26.420
8	36.758	+0.224	11:35:03.178
9	36.694	+0.160	11:35:39.872
10	36.721	+0.187	11:36:16.593
11	37.109	+0.575	11:36:53.702
12	43.940	+7.406	11:37:37.642
13	36.816	+0.282	11:38:14.458
14	36.534		11:38:50.992
15	37.071	+0.537	11:39:28.063
16	36.856	+0.322	11:40:04.919
17	36.749	+0.215	11:40:41.668
(7) Marko Asmer			
1	44.449	+7.887	11:31:49.178
2	38.510	+1.948	11:32:27.688
3	37.527	+0.965	11:33:05.215
4	40.574	+4.012	11:33:45.789
5	37.082	+0.520	11:34:22.871
6	36.917	+0.355	11:34:59.788
7	36.717	+0.155	11:35:36.505
8	36.708	+0.146	11:36:13.213
9	36.705	+0.143	11:36:49.918
10	36.562		11:37:26.480
11	41.853	+5.291	11:38:08.333
12	36.765	+0.203	11:38:45.098
13	36.835	+0.273	11:39:21.933
14	38.430	+1.868	11:40:00.363
15	36.679	+0.117	11:40:37.042
(641) Mario Vendla			
1	40.317	+3.721	11:30:44.618
2	37.638	+1.042	11:31:22.256
3	37.098	+0.502	11:31:59.354
4	36.765	+0.169	11:32:36.119
5	36.759	+0.163	11:33:12.878
6	36.596		11:33:49.474
7	36.620	+0.024	11:34:26.094
8	36.671	+0.075	11:35:02.765
9	36.727	+0.131	11:35:39.492
10	36.882	+0.286	11:36:16.374

Lap	Lap Tm	Diff	Time of Day
(3) Mihkel Maltna			
1	42.661	+5.776	11:30:59.935
2	49.626	+12.741	11:31:49.561
3	38.737	+1.852	11:32:28.298
4	37.395	+0.510	11:33:05.693
5	37.716	+0.831	11:33:43.409
6	37.044	+0.159	11:34:20.453
7	37.043	+0.158	11:34:57.496
8	36.959	+0.074	11:35:34.455
9	37.049	+0.164	11:36:11.504
10	36.905	+0.020	11:36:48.409
11	36.885		11:37:25.294
(88) Urmo Kokmann			
1	41.804	+4.385	11:30:55.565
2	39.291	+1.872	11:31:34.856
3	38.187	+0.768	11:32:13.043
4	38.171	+0.752	11:32:51.214
5	37.960	+0.541	11:33:29.174
6	37.611	+0.192	11:34:06.785
7	38.340	+0.921	11:34:45.125
8	37.563	+0.144	11:35:22.688
9	40.171	+2.752	11:36:02.859
10	37.961	+0.542	11:36:40.820
11	38.068	+0.649	11:37:18.888
12	37.450	+0.031	11:37:56.338
13	37.419		11:38:33.757
(77) Ott Krigul			
1	42.137	+4.445	11:30:51.845
2	39.383	+1.691	11:31:31.228
3	38.702	+1.010	11:32:09.930
4	38.031	+0.339	11:32:47.961
5	38.171	+0.479	11:33:26.132
6	38.186	+0.494	11:34:04.318
7	38.232	+0.540	11:34:42.550
8	41.395	+3.703	11:35:23.945
9	39.952	+2.260	11:36:03.897
10	38.018	+0.326	11:36:41.915
11	38.102	+0.410	11:37:20.017
12	37.855	+0.163	11:37:57.872
13	37.692		11:38:35.564
14	37.705	+0.013	11:39:13.269
(99) Martin Kolu			
1	40.719	+3.001	11:30:52.141
2	41.556	+3.838	11:31:33.697
3	38.293	+0.575	11:32:11.990
4	38.595	+0.877	11:32:50.585
5	37.996	+0.278	11:33:28.581
6	37.718		11:34:06.299
7	37.914	+0.196	11:34:44.213
8	38.214	+0.496	11:35:22.427
9	38.012	+0.294	11:36:00.439
10	38.090	+0.372	11:36:38.529
11	38.667	+0.949	11:37:17.196
12	38.171	+0.453	11:37:55.367
13	37.963	+0.245	11:38:33.330
14	38.203	+0.485	11:39:11.533
(5) Priit Sei			
1	42.393	+4.639	11:30:56.975
2	39.057	+1.303	11:31:36.032
3	38.885	+1.131	11:32:14.917
4	38.383	+0.629	11:32:53.300
5	37.815	+0.061	11:33:31.115

Eesti MV VI etapp kardispordis

Rotax DD2, Rotax Masters, KZ2

Käina karting circuit 0,815 Km

Rotax DD2 - qualifying - 10 min

31.07.2010 11:30

Qualifying started at 11:29:59

Lap	Lap Tm	Diff	Time of Day
6	38.233	+0.479	11:34:09.348
7	38.404	+0.650	11:34:47.752
8	38.258	+0.504	11:35:26.010
9	38.413	+0.659	11:36:04.423
10	37.921	+0.167	11:36:42.344
11	37.879	+0.125	11:37:20.223
12	38.056	+0.302	11:37:58.279
13	37.820	+0.066	11:38:36.099
14	37.754		11:39:13.853

Lap	Lap Tm	Diff	Time of Day
-----	--------	------	-------------

Lap	Lap Tm	Diff	Time of Day
-----	--------	------	-------------

Eesti MV VI etapp kardispordis

Rotax DD2, Rotax Masters, KZ2

Käina karting circuit 0,815 Km

Rotax DD2 - qualifying - 10 min

31.07.2010 11:30

Qualifying started at 11:29:59

Rolling Start

POLE POSITION

2 660 Simas Juodvirsis 36.377 Maranello
4 11 Tõnis Liigmann 36.465 CRG
6 4 Kenneth Hildebrand 36.486 Energy
8 7 Marko Asmer 36.562 Tony Kart
10 3 Mihkel Maltna 36.885 Maranello
12 77 Ott Krigul 37.692 Energy
14 5 Priit Sei 37.754 Intrepid

1 33 Georg Vann 36.368 Intrepid
3 14 Antti Rammo 36.442 Energy
5 55 Madis Laiv 36.480 Tony Kart
7 62 Martins Lapins 36.534 Maranello
9 641 Mario Vendla 36.596 Maddox
11 88 Urmo Kokmann 37.419 Energy
13 99 Martin Kolu 37.718 Energy

1
2
3
4
5
6
7

Eesti MV VI etapp kardispordis

Sorted on Laps

Rotax DD2, Rotax Masters, KZ2

Käina karting circuit 0,815 Km

Rotax DD2 - prefinal - 22 laps race

31.07.2010 14:20

Race (22 Laps) started at 14:23:22

Pos	No.	Name	Nat	Entrant/Race Team	Chassis	Engine	Tires	Laps	Total Tm	Diff	Gap	Best Tm	In Lap	Best Speed	Poin
1	33	Georg Vann	EST	ASSI Talvar Racing	Intrepid	Rotax 125	Mojo	22	13:27.677			36.454	20	80,485	15
2	14	Antti Rammo	EST	Vihur Team	Energy	Rotax 125	Mojo	22	13:28.676	0.999	0.999	36.412	18	80,578	12
3	62	Martins Lapins	LAT	RKV RACING	Maranello	Rotax 125	Mojo	22	13:29.903	2.226	1.227	36.458	18	80,476	10
4	11	Tõnis Liigmann	EST	AGS Racing	CRG	Rotax 125	Mojo	22	13:30.867	3.190	0.964	36.468	18	80,454	9
5	55	Madis Laiv	EST	Aix Racing Team	Tony Kart	Rotax 125	Mojo	22	13:31.395	3.718	0.528	36.551	18	80,271	8
6	641	Mario Vendla	EST	AGS Racing	Maddox	Rotax 125	Mojo	22	13:31.624	3.947	0.229	36.547	15	80,280	7
7	4	Kenneth Hildebrand	EST	Raha24 Motorsport I	Energy	Rotax 125	Mojo	22	13:32.143	4.466	0.519	36.387	19	80,633	6
8	7	Marko Asmer	EST	Raha24 Motorsport I	Tony Kart	Rotax 125	Mojo	22	13:33.473	5.796	1.330	36.469	22	80,452	5
9	3	Mihkel Maltna	EST	Aix Racing Team	Maranello	Rotax 125	Mojo	22	13:43.671	15.994	10.198	36.800	14	79,728	4
10	88	Urmo Kokmann	EST	Raha24 Motorsport I	Energy	Rotax 125	Mojo	22	13:53.500	25.823	9.829	37.120	20	79,041	3
11	77	Ott Krigul	EST	Raha24 Motorsport I	Energy	Rotax 125	Mojo	22	13:56.035	28.358	2.535	37.395	8	78,460	2
12	5	Priit Sei	EST	ASSI Talvar Racing	Intrepid	Rotax 125	Mojo	22	14:02.805	35.128	6.770	37.582	21	78,069	1
13	99	Martin Kolu	EST	Raha24 Motorsport I	Energy	Rotax 125	Mojo	22	14:06.339	38.662	3.534	37.348	20	78,558	0
14	660	Simas Juodvirsis	LTU	RKV RACING	Maranello	Rotax 125	Mojo	3	2:34.062	19 Laps	19 Laps	37.889	3	77,437	0

Margin of Victory	Avg. Speed	Best Lap Tm	Best Speed	Best Lap by
0.999	79,918	36.387	80,633	4 - Kenneth Hildebrand

<http://autosport.mylaps.com> Posted at:

Officialised at:

Orbits

Organizer: Eesti Kardiliit

Clerk of the Course: Heikki Hõbemägi

Chief Timekeeper: Asper Leppik

Printed: 1.08.2010 17:54:14

EAL TIMING

MYLAPS
SPORTS TIMING

Eesti MV VI etapp kardisportis

Rotax DD2, Rotax Masters, KZ2

Käina karting circuit 0,815 Km

Rotax DD2 - prefinal - 22 laps race

31.07.2010 14:20

Race (22 Laps) started at 14:23:22

Lap	Lap Tm	Diff	Time of Day
(33) Georg Vann			
1	37.731	+1.277	14:24:00.482
2	37.179	+0.725	14:24:37.661
3	36.938	+0.484	14:25:14.599
4	36.730	+0.276	14:25:51.329
5	36.806	+0.352	14:26:28.135
6	36.706	+0.252	14:27:04.841
7	36.641	+0.187	14:27:41.482
8	36.725	+0.271	14:28:18.207
9	36.731	+0.277	14:28:54.938
10	36.557	+0.103	14:29:31.495
11	36.745	+0.291	14:30:08.240
12	36.633	+0.179	14:30:44.873
13	36.501	+0.047	14:31:21.374
14	36.783	+0.329	14:31:58.157
15	36.533	+0.079	14:32:34.690
16	36.676	+0.222	14:33:11.366
17	36.571	+0.117	14:33:47.937
18	36.533	+0.079	14:34:24.470
19	36.503	+0.049	14:35:00.973
20	36.454		14:35:37.427
21	36.513	+0.059	14:36:13.940
22	36.488	+0.034	14:36:50.428

Lap	Lap Tm	Diff	Time of Day
(14) Antti Rammo			
1	38.543	+2.131	14:24:01.372
2	37.334	+0.922	14:24:38.706
3	37.207	+0.795	14:25:15.913
4	36.762	+0.350	14:25:52.675
5	36.752	+0.340	14:26:29.427
6	36.659	+0.247	14:27:06.086
7	36.621	+0.209	14:27:42.707
8	36.688	+0.276	14:28:19.395
9	36.653	+0.241	14:28:56.048
10	36.607	+0.195	14:29:32.655
11	36.537	+0.125	14:30:09.192
12	36.493	+0.081	14:30:45.685
13	36.604	+0.192	14:31:22.289
14	36.609	+0.197	14:31:58.898
15	36.612	+0.200	14:32:35.510
16	36.649	+0.237	14:33:12.159
17	36.674	+0.262	14:33:48.833
18	36.412		14:34:25.245
19	36.553	+0.141	14:35:01.798
20	36.537	+0.125	14:35:38.335
21	36.522	+0.110	14:36:14.857
22	36.570	+0.158	14:36:51.427

Lap	Lap Tm	Diff	Time of Day
(62) Martins Lapins			
1	39.075	+2.617	14:24:02.085
2	37.284	+0.826	14:24:39.369
3	37.457	+0.999	14:25:16.826
4	36.694	+0.236	14:25:53.520
5	37.025	+0.567	14:26:30.545
6	36.708	+0.250	14:27:07.253
7	36.711	+0.253	14:27:43.964
8	36.795	+0.337	14:28:20.759
9	36.532	+0.074	14:28:57.291
10	36.706	+0.248	14:29:33.997
11	36.553	+0.095	14:30:10.550
12	36.606	+0.148	14:30:47.156
13	36.499	+0.041	14:31:23.655
14	36.605	+0.147	14:32:00.260
15	36.499	+0.041	14:32:36.759
16	36.631	+0.173	14:33:13.390

Lap	Lap Tm	Diff	Time of Day
17	36.536	+0.078	14:33:49.926
18	36.458		14:34:26.384
19	36.571	+0.113	14:35:02.955
20	36.580	+0.122	14:35:39.535
21	36.496	+0.038	14:36:16.031
22	36.623	+0.165	14:36:52.654

Lap	Lap Tm	Diff	Time of Day
(11) Tõnis Liigmann			
1	39.139	+2.671	14:24:02.011
2	37.266	+0.798	14:24:39.277
3	37.192	+0.724	14:25:16.469
4	36.884	+0.416	14:25:53.353
5	37.385	+0.917	14:26:30.738
6	36.966	+0.498	14:27:07.704
7	36.643	+0.175	14:27:44.347
8	36.732	+0.264	14:28:21.079
9	36.627	+0.159	14:28:57.706
10	36.647	+0.179	14:29:34.353
11	36.620	+0.152	14:30:10.973
12	36.647	+0.179	14:30:47.620
13	36.505	+0.037	14:31:24.125
14	36.484	+0.016	14:32:00.609
15	36.619	+0.151	14:32:37.228
16	36.864	+0.396	14:33:14.092
17	36.590	+0.122	14:33:50.682
18	36.468		14:34:27.150
19	36.746	+0.278	14:35:03.896
20	36.486	+0.018	14:35:40.382
21	36.599	+0.131	14:36:16.981
22	36.637	+0.169	14:36:53.618

Lap	Lap Tm	Diff	Time of Day
(55) Madis Laiv			
1	38.636	+2.085	14:24:01.541
2	37.406	+0.855	14:24:38.947
3	37.119	+0.568	14:25:16.066
4	36.809	+0.258	14:25:52.875
5	36.864	+0.313	14:26:29.739
6	36.703	+0.152	14:27:06.442
7	36.559	+0.008	14:27:43.001
8	36.641	+0.090	14:28:19.642
9	36.678	+0.127	14:28:56.320
10	36.589	+0.038	14:29:32.909
11	36.636	+0.085	14:30:09.545
12	36.714	+0.163	14:30:46.259
13	36.804	+0.253	14:31:23.063
14	36.699	+0.148	14:31:59.762
15	36.823	+0.272	14:32:36.585
16	37.128	+0.577	14:33:13.713
17	36.617	+0.066	14:33:50.330
18	36.551		14:34:26.881
19	37.252	+0.701	14:35:04.133
20	36.639	+0.088	14:35:40.772
21	36.676	+0.125	14:36:17.448
22	36.698	+0.147	14:36:54.146

Lap	Lap Tm	Diff	Time of Day
(641) Mario Vendla			
1	39.320	+2.773	14:24:02.435
2	37.346	+0.799	14:24:39.781
3	37.291	+0.744	14:25:17.072
4	37.072	+0.525	14:25:54.144
5	36.941	+0.394	14:26:31.085
6	36.855	+0.308	14:27:07.940
7	36.746	+0.199	14:27:44.686
8	36.794	+0.247	14:28:21.480
9	36.725	+0.178	14:28:58.205
10	36.656	+0.109	14:29:34.861

Lap	Lap Tm	Diff	Time of Day
11	36.636	+0.089	14:30:11.497
12	36.612	+0.065	14:30:48.109
13	36.593	+0.046	14:31:24.702
14	36.597	+0.050	14:32:01.299
15	36.547		14:32:37.846
16	36.728	+0.181	14:33:14.574
17	36.580	+0.033	14:33:51.154
18	36.642	+0.095	14:34:27.796
19	36.688	+0.141	14:35:04.484
20	36.615	+0.068	14:35:41.099
21	36.600	+0.053	14:36:17.699
22	36.676	+0.129	14:36:54.375

Lap	Lap Tm	Diff	Time of Day
(4) Kenneth Hildebrand			
1	41.899	+5.512	14:24:04.854
2	37.555	+1.168	14:24:42.409
3	37.115	+0.728	14:25:19.524
4	37.072	+0.685	14:25:56.596
5	36.832	+0.445	14:26:33.428
6	36.690	+0.303	14:27:10.118
7	36.691	+0.304	14:27:46.809
8	36.551	+0.164	14:28:23.360
9	36.683	+0.296	14:29:00.043
10	36.701	+0.314	14:29:36.744
11	36.585	+0.198	14:30:13.329
12	36.520	+0.133	14:30:49.849
13	36.562	+0.175	14:31:26.411
14	36.454	+0.067	14:32:02.865
15	36.581	+0.194	14:32:39.446
16	36.696	+0.309	14:33:16.142
17	36.608	+0.221	14:33:52.750
18	36.390	+0.003	14:34:29.140
19	36.387		14:35:05.527
20	36.429	+0.042	14:35:41.956
21	36.405	+0.018	14:36:18.361
22	36.533	+0.146	14:36:54.894

Lap	Lap Tm	Diff	Time of Day
(7) Marko Asmer			
1	43.198	+6.729	14:24:06.221
2	37.357	+0.888	14:24:43.578
3	37.004	+0.535	14:25:20.582
4	36.837	+0.368	14:25:57.419
5	36.760	+0.291	14:26:34.179
6	36.711	+0.242	14:27:10.890
7	36.695	+0.226	14:27:47.585
8	36.496	+0.027	14:28:24.081
9	36.665	+0.196	14:29:00.746
10	36.559	+0.090	14:29:37.305
11	36.525	+0.056	14:30:13.830
12	36.633	+0.164	14:30:50.463
13	36.602	+0.133	14:31:27.065
14	36.564	+0.095	14:32:03.629
15	36.582	+0.113	14:32:40.211
16	36.772	+0.303	14:33:16.983
17	36.622	+0.153	14:33:53.605
18	36.533	+0.064	14:34:30.138
19	36.534	+0.065	14:35:06.672
20	36.504	+0.035	14:35:43.176
21	36.579	+0.110	14:36:19.755
22	36.469		14:36:56.224

Lap	Lap Tm	Diff	Time of Day
(3) Mihkel Maltna			
1	42.611	+5.811	14:24:06.150
2	37.873	+1.073	14:24:44.023
3	37.617	+0.817	14:25:21.640
4	37.210	+0.410	14:25:58.850

Eesti MV VI etapp kardispordis

Rotax DD2, Rotax Masters, KZ2

Käina karting circuit 0,815 Km

Rotax DD2 - prefinal - 22 laps race

31.07.2010 14:20

Race (22 Laps) started at 14:23:22

Lap	Lap Tm	Diff	Time of Day
5	37.063	+0.263	14:26:35.913
6	37.134	+0.334	14:27:13.047
7	37.068	+0.268	14:27:50.115
8	37.066	+0.266	14:28:27.181
9	37.034	+0.234	14:29:04.215
10	36.952	+0.152	14:29:41.167
11	37.093	+0.293	14:30:18.260
12	37.085	+0.285	14:30:55.345
13	36.877	+0.077	14:31:32.222
14	36.800		14:32:09.022
15	36.897	+0.097	14:32:45.919
16	37.422	+0.622	14:33:23.341
17	36.959	+0.159	14:34:00.300
18	36.963	+0.163	14:34:37.263
19	37.052	+0.252	14:35:14.315
20	37.119	+0.319	14:35:51.434
21	37.342	+0.542	14:36:28.776
22	37.646	+0.846	14:37:06.422

(88) Urmo Kokmann

Lap	Lap Tm	Diff	Time of Day
1	41.273	+4.153	14:24:04.787
2	38.388	+1.268	14:24:43.175
3	38.234	+1.114	14:25:21.409
4	38.092	+0.972	14:25:59.501
5	37.838	+0.718	14:26:37.339
6	37.847	+0.727	14:27:15.186
7	37.980	+0.860	14:27:53.166
8	37.472	+0.352	14:28:30.638
9	37.374	+0.254	14:29:08.012
10	37.462	+0.342	14:29:45.474
11	37.620	+0.500	14:30:23.094
12	37.532	+0.412	14:31:00.626
13	37.800	+0.680	14:31:38.426
14	37.607	+0.487	14:32:16.033
15	37.450	+0.330	14:32:53.483
16	37.825	+0.705	14:33:31.308
17	37.580	+0.460	14:34:08.888
18	37.527	+0.407	14:34:46.415
19	37.469	+0.349	14:35:23.884
20	37.120		14:36:01.004
21	37.289	+0.169	14:36:38.293
22	37.958	+0.838	14:37:16.251

(77) Ott Krigul

Lap	Lap Tm	Diff	Time of Day
1	43.018	+5.623	14:24:06.724
2	38.429	+1.034	14:24:45.153
3	38.069	+0.674	14:25:23.222
4	37.719	+0.324	14:26:00.941
5	37.883	+0.488	14:26:38.824
6	37.564	+0.169	14:27:16.388
7	37.705	+0.310	14:27:54.093
8	37.395		14:28:31.488
9	37.523	+0.128	14:29:09.011
10	37.577	+0.182	14:29:46.588
11	37.627	+0.232	14:30:24.215
12	37.632	+0.237	14:31:01.847
13	37.623	+0.228	14:31:39.470
14	37.834	+0.439	14:32:17.304
15	37.431	+0.036	14:32:54.735
16	37.606	+0.211	14:33:32.341
17	37.460	+0.065	14:34:09.801
18	37.541	+0.146	14:34:47.342
19	37.538	+0.143	14:35:24.880
20	37.446	+0.051	14:36:02.326
21	38.064	+0.669	14:36:40.390
22	38.396	+1.001	14:37:18.786

Lap	Lap Tm	Diff	Time of Day
(5) Priit Sei			
1	42.913	+5.331	14:24:06.772
2	39.602	+2.020	14:24:46.374
3	38.476	+0.894	14:25:24.850
4	38.252	+0.670	14:26:03.102
5	38.266	+0.684	14:26:41.368
6	37.958	+0.376	14:27:19.326
7	38.042	+0.460	14:27:57.368
8	37.960	+0.378	14:28:35.328
9	37.992	+0.410	14:29:13.320
10	37.895	+0.313	14:29:51.215
11	37.971	+0.389	14:30:29.186
12	37.774	+0.192	14:31:06.960
13	37.947	+0.365	14:31:44.907
14	37.867	+0.285	14:32:22.774
15	37.835	+0.253	14:33:00.609
16	37.932	+0.350	14:33:38.541
17	37.854	+0.272	14:34:16.395
18	38.007	+0.425	14:34:54.402
19	37.766	+0.184	14:35:32.168
20	37.714	+0.132	14:36:09.882
21	37.582		14:36:47.464
22	38.092	+0.510	14:37:25.556

(99) Martin Kolu

Lap	Lap Tm	Diff	Time of Day
1	49.113	+11.765	14:24:12.807
2	38.665	+1.317	14:24:51.472
3	38.282	+0.934	14:25:29.754
4	38.206	+0.858	14:26:07.960
5	38.388	+1.040	14:26:46.348
6	37.971	+0.623	14:27:24.319
7	38.088	+0.740	14:28:02.407
8	37.726	+0.378	14:28:40.133
9	38.490	+1.142	14:29:18.623
10	37.609	+0.261	14:29:56.232
11	37.609	+0.261	14:30:33.841
12	37.794	+0.446	14:31:11.635
13	37.639	+0.291	14:31:49.274
14	37.566	+0.218	14:32:26.840
15	37.453	+0.105	14:33:04.293
16	37.489	+0.141	14:33:41.782
17	37.708	+0.360	14:34:19.490
18	37.514	+0.166	14:34:57.004
19	37.454	+0.106	14:35:34.458
20	37.348		14:36:11.806
21	37.766	+0.418	14:36:49.572
22	39.518	+2.170	14:37:29.090

(660) Simas Juodvirsis

Lap	Lap Tm	Diff	Time of Day
1	42.860	+4.971	14:24:05.652
2	1:13.272	+35.383	14:25:18.924
3	37.889		14:25:56.813

Eesti MV VI etapp kardispordis

Lapchart

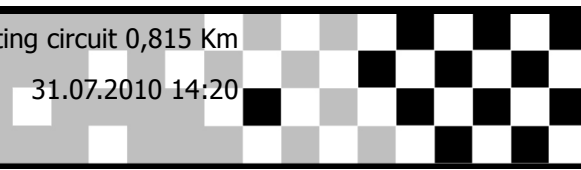
Rotax DD2, Rotax Masters, KZ2

Käina karting circuit 0,815 Km

Rotax DD2 - prefinal - 22 laps race

31.07.2010 14:20

Race (22 Laps) started at 14:23:22



Competitors	Laps																						
	0	1	2	3	4	5	6	7	8	9	10	11	12	13	14	15	16	17	18	19	20	21	22
Georg Vann (33)	1	33	33	33	33	33	33	33	33	33	33	33	33	33	33	33	33	33	33	33	33	33	33
Simas Juodvirsis (660)	2	660	14	14	14	14	14	14	14	14	14	14	14	14	14	14	14	14	14	14	14	14	14
Antti Rammo (14)	3	14	55	55	55	55	55	55	55	55	55	55	55	55	55	55	62	62	62	62	62	62	62
Tõnis Liigmann (11)	4	11	11	11	11	62	62	62	62	62	62	62	62	62	62	62	55	55	55	11	11	11	11
Madis Laiv (55)	5	55	62	62	62	62	11	11	11	11	11	11	11	11	11	11	11	11	11	55	55	55	55
Kenneth Hildebrand (4)	6	4	641	641	641	641	641	641	641	641	641	641	641	641	641	641	641	641	641	641	641	641	641
Martins Lapins (62)	7	62	88	4	4	4	4	4	4	4	4	4	4	4	4	4	4	4	4	4	4	4	4
Marko Asmer (7)	8	7	4	88	7	7	7	7	7	7	7	7	7	7	7	7	7	7	7	7	7	7	7
Mario Vendla (641)	9	641	660	7	88	3	3	3	3	3	3	3	3	3	3	3	3	3	3	3	3	3	3
Urmo Kokmann (88)	10	88	3	3	3	88	88	88	88	88	88	88	88	88	88	88	88	88	88	88	88	88	88
Mihkel Maltna (3)	11	3	7	77	77	77	77	77	77	77	77	77	77	77	77	77	77	77	77	77	77	77	77
Martin Kolu (99)	12	99	77	5	5	5	5	5	5	5	5	5	5	5	5	5	5	5	5	5	5	5	5
Ott Krigul (77)	13	77	5	99	99	99	99	99	99	99	99	99	99	99	99	99	99	99	99	99	99	99	99
Priit Sei (5)	14	5	99	660	660																		

Eesti MV VI etapp kardisportis

Sorted on Laps

Rotax DD2, Rotax Masters, KZ2

Käina karting circuit 0,815 Km

Rotax DD2 - final - 25 laps race

31.07.2010 16:45

Race (25 Laps) started at 16:48:51

Pos	No.	Name	Nat	Entrant/Race Team	Chassis	Engine	Tires	Laps	Total Tm	Diff	Gap	Best Tm	In Lap	Best Speed	Poin
1	33	Georg Vann	EST	ASSI Talvar Racing	Intrepid	Rotax 125	Mojo	25	15:17.906			36.410	15	80,582	30
2	14	Antti Rammo	EST	Vihur Team	Energy	Rotax 125	Mojo	25	15:20.243	2.337	2.337	36.409	16	80,584	24
3	62	Martins Lapins	LAT	RKV RACING	Maranello	Rotax 125	Mojo	25	15:20.438	2.532	0.195	36.529	22	80,320	20
4	55	Madis Laiv	EST	Aix Racing Team	Tony Kart	Rotax 125	Mojo	25	15:21.049	3.143	0.611	36.544	17	80,287	18
5	641	Mario Vendla	EST	AGS Racing	Maddox	Rotax 125	Mojo	25	15:21.374	3.468	0.325	36.574	19	80,221	16
6	4	Kenneth Hildebrand	EST	Raha24 Motorsport I	Energy	Rotax 125	Mojo	25	15:21.696	3.790	0.322	36.569	13	80,232	14
7	11	Tõnis Liigmann	EST	AGS Racing	CRG	Rotax 125	Mojo	25	15:23.388	5.482	1.692	36.444	15	80,507	12
8	660	Simas Juodvirsis	LTU	RKV RACING	Maranello	Rotax 125	Mojo	25	15:23.772	5.866	0.384	36.343	24	80,731	10
9	7	Marko Asmer	EST	Raha24 Motorsport I	Tony Kart	Rotax 125	Mojo	25	15:24.452	6.546	0.680	36.514	22	80,353	8
10	3	Mihkel Maltna	EST	Aix Racing Team	Maranello	Rotax 125	Mojo	25	15:37.339	19.433	12.887	37.029	9	79,235	6
11	88	Urmo Kokmann	EST	Raha24 Motorsport I	Energy	Rotax 125	Mojo	25	15:48.246	30.340	10.907	37.166	22	78,943	4
12	77	Ott Krigul	EST	Raha24 Motorsport I	Energy	Rotax 125	Mojo	25	15:50.252	32.346	2.006	37.380	9	78,491	2
13	5	Priit Sei	EST	ASSI Talvar Racing	Intrepid	Rotax 125	Mojo	25	15:53.531	35.625	3.279	37.199	16	78,873	0

Not classified

DNS	99	Martin Kolu	EST	Raha24 Motorsport I	Energy	Rotax 125	Mojo		0.000	DNS	25 Laps		0	-	0
-----	----	-------------	-----	---------------------	--------	-----------	------	--	-------	-----	---------	--	---	---	---

Margin of Victory	Avg. Speed	Best Lap Tm	Best Speed	Best Lap by
2.337	79,910	36.343	80,731	660 - Simas Juodvirsis

<http://autosport.mylaps.com> Posted at:

Officialised at:

Orbits

Organizer: Eesti Kardiliit

Clerk of the Course: Heikki Hõbemägi

Chief Timekeeper: Asper Leppik

Printed: 1.08.2010 17:54:34




Eesti MV VI etapp kardisportis

Rotax DD2, Rotax Masters, KZ2

Käina karting circuit 0,815 Km

Rotax DD2 - final - 25 laps race

31.07.2010 16:45

Race (25 Laps) started at 16:48:51

Lap	Lap Tm	Diff	Time of Day
(33) Georg Vann			
1	37.887	+1.477	16:49:29.861
2	37.022	+0.612	16:50:06.883
3	37.039	+0.629	16:50:43.922
4	36.805	+0.395	16:51:20.727
5	36.849	+0.439	16:51:57.576
6	36.745	+0.335	16:52:34.321
7	36.657	+0.247	16:53:10.978
8	36.843	+0.433	16:53:47.821
9	36.744	+0.334	16:54:24.565
10	36.654	+0.244	16:55:01.219
11	36.568	+0.158	16:55:37.787
12	36.556	+0.146	16:56:14.343
13	36.606	+0.196	16:56:50.949
14	36.876	+0.466	16:57:27.825
15	36.410		16:58:04.235
16	36.503	+0.093	16:58:40.738
17	36.417	+0.007	16:59:17.155
18	36.841	+0.431	16:59:53.996
19	36.619	+0.209	17:00:30.615
20	36.493	+0.083	17:01:07.108
21	36.565	+0.155	17:01:43.673
22	36.471	+0.061	17:02:20.144
23	36.617	+0.207	17:02:56.761
24	36.415	+0.005	17:03:33.176
25	36.704	+0.294	17:04:09.880

Lap	Lap Tm	Diff	Time of Day
(14) Antti Rammo			
1	39.142	+2.733	16:49:31.205
2	37.111	+0.702	16:50:08.316
3	37.131	+0.722	16:50:45.447
4	36.761	+0.352	16:51:22.208
5	36.871	+0.462	16:51:59.079
6	36.990	+0.581	16:52:36.069
7	36.646	+0.237	16:53:12.715
8	36.792	+0.383	16:53:49.507
9	36.714	+0.305	16:54:26.221
10	36.742	+0.333	16:55:02.963
11	36.610	+0.201	16:55:39.573
12	36.744	+0.335	16:56:16.317
13	36.567	+0.158	16:56:52.884
14	36.524	+0.115	16:57:29.408
15	36.696	+0.287	16:58:06.104
16	36.409		16:58:42.513
17	36.533	+0.124	16:59:19.046
18	36.741	+0.332	16:59:55.787
19	36.639	+0.230	17:00:32.426
20	36.593	+0.184	17:01:09.019
21	36.878	+0.469	17:01:45.897
22	36.453	+0.044	17:02:22.350
23	36.455	+0.046	17:02:58.805
24	36.476	+0.067	17:03:35.281
25	36.936	+0.527	17:04:12.217

Lap	Lap Tm	Diff	Time of Day
(62) Martins Lapins			
1	38.028	+1.499	16:49:30.080
2	37.079	+0.550	16:50:07.159
3	37.009	+0.480	16:50:44.168
4	36.878	+0.349	16:51:21.046
5	36.824	+0.295	16:51:57.870
6	36.881	+0.352	16:52:34.751
7	36.711	+0.182	16:53:11.462
8	37.001	+0.472	16:53:48.463
9	36.683	+0.154	16:54:25.146
10	36.611	+0.082	16:55:01.757

Lap	Lap Tm	Diff	Time of Day
11	36.606	+0.077	16:55:38.363
12	36.733	+0.204	16:56:15.096
13	36.751	+0.222	16:56:51.847
14	36.714	+0.185	16:57:28.561
15	36.644	+0.115	16:58:05.205
16	36.543	+0.014	16:58:41.748
17	36.561	+0.032	16:59:18.309
18	36.831	+0.302	16:59:55.140
19	36.693	+0.164	17:00:31.833
20	36.627	+0.098	17:01:08.460
21	36.737	+0.208	17:01:45.197
22	36.529		17:02:21.726
23	36.741	+0.212	17:02:58.467
24	36.590	+0.061	17:03:35.057
25	37.355	+0.826	17:04:12.412

Lap	Lap Tm	Diff	Time of Day
(55) Madis Laiv			
1	38.228	+1.684	16:49:30.415
2	37.140	+0.596	16:50:07.555
3	36.922	+0.378	16:50:44.477
4	36.884	+0.340	16:51:21.361
5	36.806	+0.262	16:51:58.167
6	36.891	+0.347	16:52:35.058
7	36.682	+0.138	16:53:11.740
8	36.895	+0.351	16:53:48.635
9	36.775	+0.231	16:54:25.410
10	36.579	+0.035	16:55:01.989
11	36.965	+0.421	16:55:38.954
12	36.777	+0.233	16:56:15.731
13	36.557	+0.013	16:56:52.288
14	36.612	+0.068	16:57:28.900
15	36.694	+0.150	16:58:05.594
16	36.674	+0.130	16:58:42.268
17	36.544		16:59:18.812
18	36.732	+0.188	16:59:55.544
19	36.653	+0.109	17:00:32.197
20	36.612	+0.068	17:01:08.809
21	37.224	+0.680	17:01:46.033
22	36.858	+0.314	17:02:22.891
23	36.654	+0.110	17:02:59.545
24	36.682	+0.138	17:03:36.227
25	36.796	+0.252	17:04:13.023

Lap	Lap Tm	Diff	Time of Day
(641) Mario Vendla			
1	39.229	+2.655	16:49:31.457
2	37.271	+0.697	16:50:08.728
3	36.912	+0.338	16:50:45.640
4	36.866	+0.292	16:51:22.506
5	36.988	+0.414	16:51:59.494
6	36.786	+0.212	16:52:36.280
7	36.960	+0.386	16:53:13.240
8	36.833	+0.259	16:53:50.073
9	36.769	+0.195	16:54:26.842
10	36.712	+0.138	16:55:03.554
11	36.702	+0.128	16:55:40.256
12	36.651	+0.077	16:56:16.907
13	36.582	+0.008	16:56:53.489
14	36.642	+0.068	16:57:30.131
15	36.631	+0.057	16:58:06.762
16	36.678	+0.104	16:58:43.440
17	36.617	+0.043	16:59:20.057
18	36.736	+0.162	16:59:56.793
19	36.574		17:00:33.367
20	36.675	+0.101	17:01:10.042
21	36.628	+0.054	17:01:46.670
22	36.678	+0.104	17:02:23.348

Lap	Lap Tm	Diff	Time of Day
23	36.622	+0.048	17:02:59.970
24	36.599	+0.025	17:03:36.569
25	36.779	+0.205	17:04:13.348

Lap	Lap Tm	Diff	Time of Day
(4) Kenneth Hildebrand			
1	39.042	+2.473	16:49:31.309
2	37.692	+1.123	16:50:09.001
3	36.983	+0.414	16:50:45.984
4	36.887	+0.318	16:51:22.871
5	36.854	+0.285	16:51:59.725
6	36.980	+0.411	16:52:36.705
7	36.769	+0.200	16:53:13.474
8	36.775	+0.206	16:53:50.249
9	36.858	+0.289	16:54:27.107
10	36.637	+0.068	16:55:03.744
11	36.728	+0.159	16:55:40.472
12	36.722	+0.153	16:56:17.194
13	36.569		16:56:53.763
14	36.715	+0.146	16:57:30.478
15	36.710	+0.141	16:58:07.188
16	36.630	+0.061	16:58:43.818
17	36.648	+0.079	16:59:20.466
18	36.734	+0.165	16:59:57.200
19	36.642	+0.073	17:00:33.842
20	36.616	+0.047	17:01:10.458
21	36.719	+0.150	17:01:47.177
22	36.633	+0.064	17:02:23.810
23	36.607	+0.038	17:03:00.417
24	36.586	+0.017	17:03:37.003
25	36.667	+0.098	17:04:13.670

Lap	Lap Tm	Diff	Time of Day
(11) Tõnis Liigmann			
1	40.694	+4.250	16:49:32.829
2	36.899	+0.455	16:50:09.728
3	36.923	+0.479	16:50:46.651
4	37.775	+1.331	16:51:24.426
5	36.870	+0.426	16:52:01.296
6	36.920	+0.476	16:52:38.216
7	36.670	+0.226	16:53:14.886
8	36.719	+0.275	16:53:51.605
9	36.696	+0.252	16:54:28.301
10	36.705	+0.261	16:55:05.006
11	37.012	+0.568	16:55:42.018
12	37.252	+0.808	16:56:19.270
13	36.791	+0.347	16:56:56.061
14	36.575	+0.131	16:57:32.636
15	36.444		16:58:09.080
16	36.517	+0.073	16:58:45.597
17	36.815	+0.371	16:59:22.412
18	36.726	+0.282	16:59:59.138
19	36.625	+0.181	17:00:35.763
20	36.549	+0.105	17:01:12.312
21	36.752	+0.308	17:01:49.064
22	36.627	+0.183	17:02:25.691
23	36.509	+0.065	17:03:02.200
24	36.462	+0.018	17:03:38.662
25	36.700	+0.256	17:04:15.362

Lap	Lap Tm	Diff	Time of Day
(660) Simas Juodvirsis			
1	45.447	+9.104	16:49:38.271
2	36.787	+0.444	16:50:15.058
3	36.771	+0.428	16:50:51.829
4	36.941	+0.598	16:51:28.770
5	36.869	+0.526	16:52:05.639
6	36.861	+0.518	16:52:42.500
7	36.708	+0.365	16:53:19.208

Eesti MV VI etapp kardisportis

Rotax DD2, Rotax Masters, KZ2

Käina karting circuit 0,815 Km

Rotax DD2 - final - 25 laps race

31.07.2010 16:45

Race (25 Laps) started at 16:48:51

Lap	Lap Tm	Diff	Time of Day
8	36.656	+0.313	16:53:55.864
9	36.525	+0.182	16:54:32.389
10	36.463	+0.120	16:55:08.852
11	36.508	+0.165	16:55:45.360
12	36.679	+0.336	16:56:22.039
13	36.474	+0.131	16:56:58.513
14	36.461	+0.118	16:57:34.974
15	36.353	+0.010	16:58:11.327
16	36.400	+0.057	16:58:47.727
17	36.371	+0.028	16:59:24.098
18	36.501	+0.158	17:00:00.599
19	36.446	+0.103	17:00:37.045
20	36.361	+0.018	17:01:13.406
21	36.410	+0.067	17:01:49.816
22	36.358	+0.015	17:02:26.174
23	36.807	+0.464	17:03:02.981
24	36.343		17:03:39.324
25	36.422	+0.079	17:04:15.746

(7) Marko Asmer

Lap	Lap Tm	Diff	Time of Day
1	39.525	+3.011	16:49:31.858
2	37.378	+0.864	16:50:09.236
3	37.062	+0.548	16:50:46.298
4	37.675	+1.161	16:51:23.973
5	36.843	+0.329	16:52:00.816
6	36.885	+0.371	16:52:37.701
7	36.713	+0.199	16:53:14.414
8	36.726	+0.212	16:53:51.140
9	36.680	+0.166	16:54:27.820
10	36.825	+0.311	16:55:04.645
11	37.546	+1.032	16:55:42.191
12	37.388	+0.874	16:56:19.579
13	36.685	+0.171	16:56:56.264
14	36.587	+0.073	16:57:32.851
15	36.596	+0.082	16:58:09.447
16	36.530	+0.016	16:58:45.977
17	36.685	+0.171	16:59:22.662
18	36.725	+0.211	16:59:59.387
19	36.694	+0.180	17:00:36.081
20	36.591	+0.077	17:01:12.672
21	36.668	+0.154	17:01:49.340
22	36.514		17:02:25.854
23	37.355	+0.841	17:03:03.209
24	36.649	+0.135	17:03:39.858
25	36.568	+0.054	17:04:16.426

(3) Mihkel Maltna

Lap	Lap Tm	Diff	Time of Day
1	40.046	+3.017	16:49:32.669
2	37.510	+0.481	16:50:10.179
3	37.275	+0.246	16:50:47.454
4	37.307	+0.278	16:51:24.761
5	37.182	+0.153	16:52:01.943
6	37.176	+0.147	16:52:39.119
7	37.356	+0.327	16:53:16.475
8	37.183	+0.154	16:53:53.658
9	37.029		16:54:30.687
10	37.070	+0.041	16:55:07.757
11	37.514	+0.485	16:55:45.271
12	37.766	+0.737	16:56:23.037
13	37.406	+0.377	16:57:00.443
14	37.219	+0.190	16:57:37.662
15	37.345	+0.316	16:58:15.007
16	37.381	+0.352	16:58:52.388
17	37.303	+0.274	16:59:29.691
18	37.279	+0.250	17:00:06.970
19	37.567	+0.538	17:00:44.537

Lap	Lap Tm	Diff	Time of Day
20	37.195	+0.166	17:01:21.732
21	37.515	+0.486	17:01:59.247
22	37.399	+0.370	17:02:36.646
23	37.650	+0.621	17:03:14.296
24	37.219	+0.190	17:03:51.515
25	37.798	+0.769	17:04:29.313

(88) Urmo Kokmann

Lap	Lap Tm	Diff	Time of Day
1	42.209	+5.043	16:49:34.938
2	38.412	+1.246	16:50:13.350
3	38.022	+0.856	16:50:51.372
4	38.516	+1.350	16:51:29.888
5	37.677	+0.511	16:52:07.565
6	37.857	+0.691	16:52:45.422
7	37.879	+0.713	16:53:23.301
8	37.730	+0.564	16:54:01.031
9	37.764	+0.598	16:54:38.795
10	37.830	+0.664	16:55:16.625
11	37.532	+0.366	16:55:54.157
12	37.565	+0.399	16:56:31.722
13	37.369	+0.203	16:57:09.091
14	37.714	+0.548	16:57:46.805
15	37.598	+0.432	16:58:24.403
16	37.815	+0.649	16:59:02.218
17	37.470	+0.304	16:59:39.688
18	37.480	+0.314	17:00:17.168
19	37.292	+0.126	17:00:54.460
20	37.600	+0.434	17:01:32.060
21	37.460	+0.294	17:02:09.520
22	37.166		17:02:46.686
23	37.469	+0.303	17:03:24.155
24	37.662	+0.496	17:04:01.817
25	38.403	+1.237	17:04:40.220

(77) Ott Krigul

Lap	Lap Tm	Diff	Time of Day
1	43.871	+6.491	16:49:36.618
2	38.013	+0.633	16:50:14.631
3	38.455	+1.075	16:50:53.086
4	38.038	+0.658	16:51:31.124
5	37.669	+0.289	16:52:08.793
6	37.606	+0.226	16:52:46.399
7	37.657	+0.277	16:53:24.056
8	38.244	+0.864	16:54:02.300
9	37.380		16:54:39.680
10	37.706	+0.326	16:55:17.386
11	37.640	+0.260	16:55:55.026
12	37.662	+0.282	16:56:32.688
13	37.687	+0.307	16:57:10.375
14	37.444	+0.064	16:57:47.819
15	37.570	+0.190	16:58:25.389
16	37.580	+0.200	16:59:02.969
17	37.834	+0.454	16:59:40.803
18	37.596	+0.216	17:00:18.399
19	37.758	+0.378	17:00:56.157
20	37.540	+0.160	17:01:33.697
21	37.385	+0.005	17:02:11.082
22	37.421	+0.041	17:02:48.503
23	37.686	+0.306	17:03:26.189
24	37.624	+0.244	17:04:03.813
25	38.413	+1.033	17:04:42.226

(5) Priit Sei

Lap	Lap Tm	Diff	Time of Day
1	40.674	+3.475	16:49:33.886
2	38.494	+1.295	16:50:12.380
3	38.263	+1.064	16:50:50.643
4	38.078	+0.879	16:51:28.721

Eesti MV VI etapp kardispordis

Lapchart

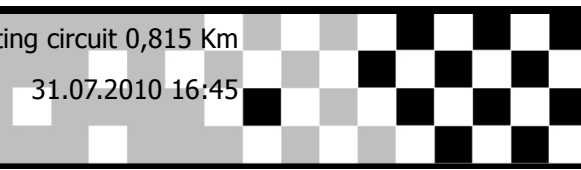
Rotax DD2, Rotax Masters, KZ2

Käina karting circuit 0,815 Km

Rotax DD2 - final - 25 laps race

31.07.2010 16:45

Race (25 Laps) started at 16:48:51



Competitors	Laps																									
	0	1	2	3	4	5	6	7	8	9	10	11	12	13	14	15	16	17	18	19	20	21	22	23	24	
Georg Vann (33)	1	33	33	33	33	33	33	33	33	33	33	33	33	33	33	33	33	33	33	33	33	33	33	33	33	33
Martins Lapins (62)	2	62	62	62	62	62	62	62	62	62	62	62	62	62	62	62	62	62	62	62	62	62	62	62	62	62
Antti Rammo (14)	3	14	55	55	55	55	55	55	55	55	55	55	55	55	55	55	55	55	55	55	55	55	14	14	14	14
Tõnis Liigmann (11)	4	11	14	14	14	14	14	14	14	14	14	14	14	14	14	14	14	14	14	14	14	14	55	55	55	55
Madis Laiv (55)	5	55	4	641	641	641	641	641	641	641	641	641	641	641	641	641	641	641	641	641	641	641	641	641	641	641
Mario Vendla (641)	6	641	641	4	4	4	4	4	4	4	4	4	4	4	4	4	4	4	4	4	4	4	4	4	4	4
Kenneth Hildebrand (4)	7	4	7	7	7	7	7	7	7	7	7	7	7	7	7	7	7	7	7	7	7	7	7	7	7	7
Marko Asmer (7)	8	7	3	11	11	11	11	11	11	11	11	11	7	7	7	7	7	7	7	7	7	7	7	7	7	660
Mihkel Maltna (3)	9	3	11	3	3	3	3	3	3	3	3	3	3	3	3	660	660	660	660	660	660	660	660	660	660	7
Urmo Kokmann (88)	10	88	5	5	5	5	660	660	660	660	660	660	660	3	3	3	3	3	3	3	3	3	3	3	3	3
Ott Krigul (77)	11	77	88	88	88	660	5	88	88	88	88	88	88	88	88	88	88	88	88	88	88	88	88	88	88	88
Simas Juodvirsis (660)	12	660	77	77	660	88	88	5	5	5	5	5	5	5	5	5	77	77	77	77	77	77	77	77	77	
Priit Sei (5)	13	5	660	660	77	77	77	77	77	77	77	77	77	77	77	77	5	5	5	5	5	5	5	5	5	
Martin Kolu (99)	14	99																								

Rotax DD2, Rotax Masters, KZ2

Käina karting circuit 0,815 Km

Rotax DD2 - final - 25 laps race

31.07.2010 16:45

Race (25 Laps) started at 16:48:51

Competitors	Laps
	<u>25</u>
Georg Vann (33)	1 33
Martins Lapins (62)	2 14
Antti Rammo (14)	3 62
Tõnis Liigmann (11)	4 55
Madis Laiv (55)	5 641
Mario Vendla (641)	6 4
Kenneth Hildebrand (4)	7 11
Marko Asmer (7)	8 660
Mihkel Maltna (3)	9 7
Urmo Kokmann (88)	10 3
Ott Krigul (77)	11 88
Simas Juodvirsis (660)	12 77
Priit Sei (5)	13 5
Martin Kolu (99)	14

Eesti MV VI etapp kardispordis

Rotax DD2, Rotax Masters, KZ2

Käina karting circuit 0,815 Km

Rotax DD2 kokkuvõte

Pos	No.	Name	Nat	Entrant/Race Team	Chassis	R1.	R2.	otal points
1	33	Georg Vann	EST	ASSI Talvar Racing	Intrepid	15	30	45
2	14	Antti Rammo	EST	Vihur Team	Energy	12	24	36
3	62	Martins Lapins	LAT	RKV RACING	Maranello	10	20	30
4	55	Madis Laiv	EST	Aix Racing Team	Tony Kart	8	18	26
5	641	Mario Vendla	EST	AGS Racing	Maddox	7	16	23
6	11	Tõnis Liigmann	EST	AGS Racing	CRG	9	12	21
7	4	Kenneth Hildebrand	EST	Raha24 Motorsport by Asmer	Energy	6	14	20
8	7	Marko Asmer	EST	Raha24 Motorsport by Asmer	Tony Kart	5	8	13
9	660	Simas Juodvirsis	LTU	RKV RACING	Maranello	0	10	10
10	3	Mihkel Maltna	EST	Aix Racing Team	Maranello	4	6	10
11	88	Urmo Kokmann	EST	Raha24 Motorsport by Asmer	Energy	3	4	7
12	77	Ott Krigul	EST	Raha24 Motorsport by Asmer	Energy	2	2	4
13	5	Priit Sei	EST	ASSI Talvar Racing	Intrepid	1	0	1
14	99	Martin Kolu	EST	Raha24 Motorsport by Asmer	Energy	0	0	0

Rotax DD2 EMV kardispordis 2010

2010

Pos	No.	Name	Total	Diff	Gap	#1			#2			#3			#4			#5			#6		
						R1	R2	Total	R1	R2	Total	R1	R2	Total	R1	R2	Total	R1	R2	Total	R1	R2	Total
1	33	Georg Vann	247	0	0	12	30	42	10	24	34	15	24	39	15	30	45	12	30	42	15	30	45
2	641	Mario Vendla	197	50	50	15	24	39	12	20	32	12	30	42	12	24	36	9	16	25	7	16	23
3	3	Mihkel Maltna	124	123	73	10	20	30	0	16	16	10	20	30	9	16	25	5	8	13	4	6	10
4	115	Simas Juodvirsis	88	159	36	x	x	x	15	30	45	x	x	x	x	x	x	15	18	33	0	10	10
5	14	Antti Rammo	85	162	3	x	x	x	x	x	x	x	x	x	10	20	30	7	12	19	12	24	36
6	77	Ott Krigul	85	162	0	6	14	20	4	8	12	8	18	26	5	10	15	4	4	8	2	2	4
7	15	Martins Lapins	80	167	5	x	x	x	2	14	16	x	x	x	0	18	18	6	10	16	10	20	30
8	22	Bruno Paabort	66	181	14	8	16	24	7	10	17	3	16	19	0	4	4	0	2	2	x	x	x
9	88	Urmo Kokmann	55	192	11	x	x	x	5	0	5	9	12	21	7	6	13	3	6	9	3	4	7
10	5	Priit Sei	52	195	3	9	18	27	3	4	7	5	0	5	4	8	12	0	0	0	1	0	1
11	55	Madis Laiv	48	199	4	x	x	x	x	x	x	x	x	x	x	x	x	2	20	22	8	18	26
12	99	Martin Kolu	47	200	1	x	x	x	1	6	7	7	14	21	6	12	18	1	0	1	0	0	0
13	7	Marko Asmer	45	202	2	x	x	x	x	x	x	x	x	x	x	x	x	8	24	32	5	8	13
14	11	Tõnis Liigmann	45	202	0	x	x	x	x	x	x	x	x	x	x	x	x	10	14	24	9	12	21
15	13	Viktor Pall	27	220	18	5	10	15	x	x	x	4	8	12	x	x	x	x	x	x	x	x	x
16	48	Raivo Luhse	26	221	1	x	x	x	8	18	26	x	x	x	x	x	x	x	x	x	x	x	x
17	71	Kert Vellama	22	225	4	x	x	x	x	x	x	x	x	x	8	14	22	x	x	x	x	x	x
18	51	Konstantins Calko	21	226	1	x	x	x	9	12	21	x	x	x	x	x	x	x	x	x	x	x	x
19	4	Kenneth Hildebrand	20	227	1	x	x	x	x	x	x	x	x	x	x	x	x	x	x	x	6	14	20
20	126	Andrius Pugacius	19	228	1	7	12	19	x	x	x	x	x	x	x	x	x	x	x	x	x	x	x
21	23	Siim Vips	16	231	3	x	x	x	x	x	x	6	10	16	x	x	x	x	x	x	x	x	x
22	113	Oskars Saltums	8	239	8	x	x	x	6	2	8	x	x	x	x	x	x	x	x	x	x	x	x

Event Legend

#1	2.05.2010	Eesti MV I etapp kardispordis - Rapla	#4	3.07.2010	Eesti MV IV etapp kardispordis - Aravete
#2	15.05.2010	Eesti MV II etapp kardispordis - Rapla	#5	30.07.2010	Eesti MV V etapp kardispordis - Käina
#3	12.06.2010	Eesti MV III etapp kardispordis - Aravete	#6	31.07.2010	Eesti MV VI etapp kardispordis - Käina