

# Superkrossi karikavõistluste I etapp

Sorted on best lap time


NOORED-SUPERKROSS

Taali autokrossirada, Pärnumaa 0.867 km

Treeningsõit-kvalifikatsioonisõit 10 minutit

30/01/2022 10:45

Qualifying started at 10:51:12



Pos	No.	Name	Laps	Best Tm	Diff	Gap	In Lap	Car	Entrant
1	28	Marten SAAR	8	1:03.890			8	Toyota Yaris	A1M Motosport
2	82	Caspar PÄRN	8	1:04.797	0.907	0.907	8	Lada 2106	A1M Motosport
3	41	Albert PÄRTELSON	8	1:05.029	1.139	0.232	8	Honda Civic	Erki Sport
4	80	Ruudi REINUMÄGI	8	1:05.412	1.522	0.383	8	Toyota Yaris	Ruudi Reinumägi
5	182	Toivo UUSNA	8	1:05.459	1.569	0.047	8	Volkswagen Golf II	Tikkri Motorsport
6	32	Albert Ako KOKK	8	1:05.524	1.634	0.065	8	Honda Civic	Murakas Racing
7	27	Kris-Aller KUSMIN	3	1:09.446	5.556	3.922	3	Volkswagen Golf II	Vändra TSK

# Superkrossi karikavõistluste I etapp

NOORED-SUPERKROSS

Taali autokrossirada, Pärnumaa 0.867 km

Treeningsõit-kvalifikatsioonisõit 10 minutit

30/01/2022 10:45

Qualifying started at 10:51:12

Lap	Lap Tm	Diff	Time of Day
<b>(28) Marten SAAR</b>			
1	1:15.986	+12.096	10:52:55.628
2	1:14.905	+11.015	10:54:10.533
3	1:07.444	+3.554	10:55:17.977
4	1:08.010	+4.120	10:56:25.987
5	1:07.309	+3.419	10:57:33.296
6	1:07.927	+4.037	10:58:41.223
7	1:06.374	+2.484	10:59:47.597
8	<b>1:03.890</b>		11:00:51.487

Lap	Lap Tm	Diff	Time of Day
<b>(82) Caspar PÄRN</b>			
1	1:14.312	+9.515	10:53:00.272
2	1:09.105	+4.308	10:54:09.377
3	1:05.089	+0.292	10:55:14.466
4	1:08.879	+4.082	10:56:23.345
5	1:08.743	+3.946	10:57:32.088
6	1:08.170	+3.373	10:58:40.258
7	1:04.948	+0.151	10:59:45.206
8	<b>1:04.797</b>		11:00:50.003

Lap	Lap Tm	Diff	Time of Day
<b>(41) Albert PÄRTELSON</b>			
1	1:16.386	+11.357	10:53:00.840
2	1:15.861	+10.832	10:54:16.701
3	1:08.958	+3.929	10:55:25.659
4	1:09.773	+4.744	10:56:35.432
5	1:06.400	+1.371	10:57:41.832
6	1:05.512	+0.483	10:58:47.344
7	1:07.003	+1.974	10:59:54.347
8	<b>1:05.029</b>		11:00:59.376

Lap	Lap Tm	Diff	Time of Day
<b>(80) Ruudi REINUMÄGI</b>			
1	1:15.156	+9.744	10:53:05.619
2	1:14.062	+8.650	10:54:19.681
3	1:09.936	+4.524	10:55:29.617
4	1:08.806	+3.394	10:56:38.423
5	1:08.263	+2.851	10:57:46.686
6	1:08.259	+2.847	10:58:54.945
7	1:06.466	+1.054	11:00:01.411
8	<b>1:05.412</b>		11:01:06.823

Lap	Lap Tm	Diff	Time of Day
<b>(182) Toivo UUSNA</b>			
1	1:15.198	+9.739	10:53:03.118
2	1:15.367	+9.908	10:54:18.485
3	1:09.216	+3.757	10:55:27.701
4	1:08.949	+3.490	10:56:36.650
5	1:08.961	+3.502	10:57:45.611
6	1:07.761	+2.302	10:58:53.372
7	1:06.264	+0.805	10:59:59.636
8	<b>1:05.459</b>		11:01:05.095

Lap	Lap Tm	Diff	Time of Day
<b>(32) Albert Ako KOKK</b>			
1	1:16.428	+10.904	10:52:58.495
2	1:15.617	+10.093	10:54:14.112
3	1:08.345	+2.821	10:55:22.457
4	1:07.250	+1.726	10:56:29.707
5	1:07.345	+1.821	10:57:37.052
6	1:07.856	+2.332	10:58:44.908
7	1:07.173	+1.649	10:59:52.081
8	<b>1:05.524</b>		11:00:57.605

Lap	Lap Tm	Diff	Time of Day
<b>(27) Kris-Aller KUSMIN</b>			
1	1:13.418	+3.972	10:52:59.577
2	1:15.668	+6.222	10:54:15.245
3	<b>1:09.446</b>		10:55:24.691

Võistluste korraldaja: MTÜ Erki Sport

Orbits

Võistluste direktor: Eiki ERISTE

Võistluste juht: Erko ERISTE

Võistluste ajamõõt: ASPER Timing

Tulemused ja ringiajad: [www.mylaps.ee](http://www.mylaps.ee)

Printed: 30/01/2022 15:06:12

# Superkrossi karikavõistluste I etapp

Sorted on Laps

NOORED-SUPERKROSS

Taali autokrossirada, Pärnumaa 0.867 km

1. võistlussõit - 5 ringi

30/01/2022 12:00

Race (5 Laps) started at 12:01:15



Pos	No.	Name	Laps	Total Tm	Diff	Gap	Best Tm	Points	Car	Entrant
1	28	<b>Marten SAAR</b>	5	<b>4:58.739</b>			<b>57.982</b>	<b>1</b>	Toyota Yaris	A1M Motosport
2	41	<b>Albert PÄRTELSON</b>	5	<b>5:00.472</b>	1.733	1.733	<b>58.618</b>	<b>2</b>	Honda Civic	Erki Sport
3	80	<b>Ruudi REINUMÄGI</b>	5	<b>5:01.993</b>	3.254	1.521	<b>58.929</b>	<b>3</b>	Toyota Yaris	Ruudi Reinumägi
4	182	<b>Toivo UUSNA</b>	5	<b>5:21.716</b>	22.977	19.723	<b>1:00.721</b>	<b>4</b>	Volkswagen Golf II	Tikkri Motorsport
5	27	<b>Kris-Aller KUSMIN</b>	5	<b>5:22.805</b>	24.066	1.089	<b>1:00.674</b>	<b>5</b>	Volkswagen Golf II	Vändra TSK
6	82	<b>Caspar PÄRN</b>	5	<b>5:24.897</b>	26.158	2.092	<b>58.276</b>	<b>6</b>	Lada 2106	A1M Motosport
7	32	<b>Albert Ako KOKK</b>	5	<b>5:42.628</b>	43.889	17.731	<b>1:01.163</b>	<b>7</b>	Honda Civic	Murakas Racing

# Superkrossi karikavõistluste I etapp

NOORED-SUPERKROSS

Taali autokrossirada, Pärnumaa 0.867 km

1. võistlussõit - 5 ringi

30/01/2022 12:00

Race (5 Laps) started at 12:01:15

Lap	Lap Tm	Diff	Time of Day
<b>(28) Marten SAAR</b>			
1	1:00.326	+2.344	12:02:16.314
2	1:01.628	+3.646	12:03:17.942
3	<b>57.982</b>		12:04:15.924
4	59.974	+1.992	12:05:15.898
5	58.829	+0.847	12:06:14.727

Lap	Lap Tm	Diff	Time of Day
<b>(41) Albert PÄRTELSON</b>			
1	1:01.905	+3.287	12:02:18.571
2	1:00.110	+1.492	12:03:18.681
3	<b>58.618</b>		12:04:17.299
4	59.630	+1.012	12:05:16.929
5	59.531	+0.913	12:06:16.460

Lap	Lap Tm	Diff	Time of Day
<b>(80) Ruudi REINUMÄGI</b>			
1	1:03.558	+4.629	12:02:20.698
2	59.652	+0.723	12:03:20.350
3	<b>58.929</b>		12:04:19.279
4	59.158	+0.229	12:05:18.437
5	59.544	+0.615	12:06:17.981

Lap	Lap Tm	Diff	Time of Day
<b>(182) Toivo UUSNA</b>			
1	1:04.376	+3.655	12:02:23.686
2	1:01.472	+0.751	12:03:25.158
3	1:04.343	+3.622	12:04:29.501
4	1:07.482	+6.761	12:05:36.983
5	<b>1:00.721</b>		12:06:37.704

Lap	Lap Tm	Diff	Time of Day
<b>(27) Kris-Aller KUSMIN</b>			
1	1:03.680	+3.006	12:02:24.624
2	1:01.668	+0.994	12:03:26.292
3	1:03.957	+3.283	12:04:30.249
4	1:07.870	+7.196	12:05:38.119
5	<b>1:00.674</b>		12:06:38.793

Lap	Lap Tm	Diff	Time of Day
<b>(82) Caspar PÄRN</b>			
1	1:02.120	+3.844	12:02:19.483
2	1:15.813	+17.537	12:03:35.296
3	<b>58.276</b>		12:04:33.572
4	1:04.904	+6.628	12:05:38.476
5	1:02.409	+4.133	12:06:40.885

Lap	Lap Tm	Diff	Time of Day
<b>(32) Albert Ako KOKK</b>			
1	1:04.726	+3.563	12:02:23.073
2	<b>1:01.163</b>		12:03:24.236
3	1:04.688	+3.525	12:04:28.924
4	1:11.948	+10.785	12:05:40.872
5	1:17.744	+16.581	12:06:58.616

# Superkrossi karikavõistluste I etapp

Sorted on Laps


NOORED-SUPERKROSS

Taali autokrossirada, Pärnumaa 0.867 km

2. võistlussõit - 5 ringi

30/01/2022 13:30

Race (5 Laps) started at 12:43:01



Pos	No.	Name	Laps	Total Tm	Diff	Gap	Best Tm	Points	Car	Entrant
1	28	<b>Marten SAAR</b>	5	<b>4:52.161</b>			<b>58.078</b>	<b>1</b>	Toyota Yaris	A1M Motosport
2	41	<b>Albert PÄRTELSON</b>	5	<b>4:57.435</b>	5.274	5.274	<b>58.592</b>	<b>2</b>	Honda Civic	Erki Sport
3	80	<b>Ruudi REINUMÄGI</b>	5	<b>4:59.235</b>	7.074	1.800	<b>58.586</b>	<b>3</b>	Toyota Yaris	Ruudi Reinumägi
4	182	<b>Toivo UUSNA</b>	5	<b>5:02.767</b>	10.606	3.532	<b>59.623</b>	<b>4</b>	Volkswagen Golf II	Tikkri Motorsport
5	82	<b>Caspar PÄRN</b>	5	<b>5:03.410</b>	11.249	0.643	<b>58.359</b>	<b>5</b>	Lada 2106	A1M Motosport
6	27	<b>Kris-Aller KUSMIN</b>	5	<b>5:08.789</b>	16.628	5.379	<b>1:00.095</b>	<b>6</b>	Volkswagen Golf II	Vändra TSK
7	32	<b>Albert Ako KOKK</b>	5	<b>5:12.895</b>	20.734	4.106	<b>1:00.631</b>	<b>7</b>	Honda Civic	Murakas Racing

# Superkrossi karikavõistluste I etapp

NOORED-SUPERKROSS

Taali autokrossirada, Pärnumaa 0.867 km

2. võistlussõit - 5 ringi

30/01/2022 13:30

Race (5 Laps) started at 12:43:01

Lap	Lap Tm	Diff	Time of Day
<b>(28) Marten SAAR</b>			
1	59.187	+1.109	12:44:00.957
2	<b>58.078</b>		12:44:59.035
3	58.101	+0.023	12:45:57.136
4	58.715	+0.637	12:46:55.851
5	58.080	+0.002	12:47:53.931

Lap	Lap Tm	Diff	Time of Day
<b>(41) Albert PÄRTELSON</b>			
1	1:00.508	+1.916	12:44:02.384
2	<b>58.592</b>		12:45:00.976
3	59.060	+0.468	12:46:00.036
4	59.345	+0.753	12:46:59.381
5	59.824	+1.232	12:47:59.205

Lap	Lap Tm	Diff	Time of Day
<b>(80) Ruudi REINUMÄGI</b>			
1	1:01.354	+2.768	12:44:03.841
2	59.118	+0.532	12:45:02.959
3	<b>58.586</b>		12:46:01.545
4	59.036	+0.450	12:47:00.581
5	1:00.424	+1.838	12:48:01.005

Lap	Lap Tm	Diff	Time of Day
<b>(182) Toivo UUSNA</b>			
1	1:02.425	+2.802	12:44:05.369
2	59.977	+0.354	12:45:05.346
3	<b>59.623</b>		12:46:04.969
4	59.840	+0.217	12:47:04.809
5	59.728	+0.105	12:48:04.537

Lap	Lap Tm	Diff	Time of Day
<b>(82) Caspar PÄRN</b>			
1	1:02.019	+3.660	12:44:06.927
2	1:01.080	+2.721	12:45:08.007
3	<b>58.359</b>		12:46:06.366
4	59.478	+1.119	12:47:05.844
5	59.336	+0.977	12:48:05.180

Lap	Lap Tm	Diff	Time of Day
<b>(27) Kris-Aller KUSMIN</b>			
1	1:02.209	+2.114	12:44:06.269
2	1:01.336	+1.241	12:45:07.605
3	1:01.343	+1.248	12:46:08.948
4	<b>1:00.095</b>		12:47:09.043
5	1:01.516	+1.421	12:48:10.559

Lap	Lap Tm	Diff	Time of Day
<b>(32) Albert Ako KOKK</b>			
1	1:06.564	+5.933	12:44:10.324
2	1:01.622	+0.991	12:45:11.946
3	1:01.147	+0.516	12:46:13.093
4	<b>1:00.631</b>		12:47:13.724
5	1:00.941	+0.310	12:48:14.665

# Superkrossi karikavõistluste I etapp

Sorted on Laps


NOORED-SUPERKROSS

Taali autokrossirada, Pärnumaa 0.867 km

3. võistlussõit - 5 ringi

30/01/2022 15:00

Race (5 Laps) started at 13:35:52



Pos	No.	Name	Laps	Total Tm	Diff	Gap	Best Tm	Points	Car	Entrant
<b>1</b>	80	<b>Ruudi REINUMÄGI</b>	<b>5</b>	<b>4:52.693</b>			<b>57.971</b>	<b>1</b>	Toyota Yaris	Ruudi Reinumägi
<b>2</b>	41	<b>Albert PÄRTELSON</b>	<b>5</b>	<b>4:58.266</b>	5.573	5.573	<b>57.989</b>	<b>2</b>	Honda Civic	Erki Sport
<b>3</b>	27	<b>Kris-Aller KUSMIN</b>	<b>5</b>	<b>5:05.511</b>	12.818	7.245	<b>59.720</b>	<b>3</b>	Volkswagen Golf II	Vändra TSK
<b>4</b>	182	<b>Toivo UUSNA</b>	<b>5</b>	<b>5:07.311</b>	14.618	1.800	<b>59.605</b>	<b>4</b>	Volkswagen Golf II	Tikkri Motorsport
<b>5</b>	82	<b>Caspar PÄRN</b>	<b>5</b>	<b>5:12.920</b>	20.227	5.609	<b>58.221</b>	<b>5</b>	Lada 2106	A1M Motosport
<b>6</b>	32	<b>Albert Ako KOKK</b>	<b>5</b>	<b>5:13.641</b>	20.948	0.721	<b>59.408</b>	<b>6</b>	Honda Civic	Murakas Racing

## Not classified

<b>DNF</b>	28	<b>Marten SAAR</b>	<b>3</b>	<b>2:55.865</b>	DNF		<b>57.729</b>	<b>7</b>	Toyota Yaris	A1M Motosport
------------	----	--------------------	----------	-----------------	-----	--	---------------	----------	--------------	---------------

# Superkrossi karikavõistluste I etapp

NOORED-SUPERKROSS

Taali autokrossirada, Pärnumaa 0.867 km

3. võistlussõit - 5 ringi

30/01/2022 15:00

Race (5 Laps) started at 13:35:52

Lap	Lap Tm	Diff	Time of Day
<b>(80) Ruudi REINUMÄGI</b>			
1	58.818	+0.847	13:36:51.071
2	58.116	+0.145	13:37:49.187
3	<b>57.971</b>		13:38:47.158
4	58.246	+0.275	13:39:45.404
5	59.542	+1.571	13:40:44.946

Lap	Lap Tm	Diff	Time of Day
<b>(41) Albert PÄRTELSON</b>			
1	1:01.131	+3.142	13:36:55.190
2	58.807	+0.818	13:37:53.997
3	<b>57.989</b>		13:38:51.986
4	59.807	+1.818	13:39:51.793
5	58.726	+0.737	13:40:50.519

Lap	Lap Tm	Diff	Time of Day
<b>(27) Kris-Aller KUSMIN</b>			
1	1:01.813	+2.093	13:36:57.168
2	<b>59.720</b>		13:37:56.888
3	1:00.690	+0.970	13:38:57.578
4	1:00.223	+0.503	13:39:57.801
5	59.963	+0.243	13:40:57.764

Lap	Lap Tm	Diff	Time of Day
<b>(182) Toivo UUSNA</b>			
1	1:03.371	+3.766	13:36:58.257
2	1:00.733	+1.128	13:37:58.990
3	<b>59.605</b>		13:38:58.595
4	1:01.095	+1.490	13:39:59.690
5	59.874	+0.269	13:40:59.564

Lap	Lap Tm	Diff	Time of Day
<b>(82) Caspar PÄRN</b>			
1	1:00.469	+2.248	13:36:54.218
2	58.630	+0.409	13:37:52.848
3	<b>58.221</b>		13:38:51.069
4	1:10.092	+11.871	13:40:01.161
5	1:04.012	+5.791	13:41:05.173

Lap	Lap Tm	Diff	Time of Day
<b>(32) Albert Ako KOKK</b>			
1	1:03.949	+4.541	13:36:59.817
2	1:00.901	+1.493	13:38:00.718
3	<b>59.408</b>		13:39:00.126
4	1:03.211	+3.803	13:40:03.337
5	1:02.557	+3.149	13:41:05.894

Lap	Lap Tm	Diff	Time of Day
<b>(28) Marten SAAR</b>			
1	58.652	+0.923	13:36:51.736
2	<b>57.729</b>		13:37:49.465
3	58.653	+0.924	13:38:48.118



## Superkrossi karikavõistluste I etapp

NOORED-SUPERKROSS

Taali autokrossirada, Pärnumaa 0.867 km

1 + 2 + 3 võistlussõidu kokkuvõte



Pos	No.	Name	Car	R1. Total Tm	R1.	R2. Total Tm	R2.	R3. Total Tm	R3.	Total points
<b>1</b>	41	<b>Albert PÄRTELSON</b>	Honda Civic	<b>5:00.472</b>	<b>2</b>	<b>4:57.435</b>	<b>2</b>	<b>4:58.266</b>	<b>2</b>	<b>6</b>
<b>2</b>	80	<b>Ruudi REINUMÄGI</b>	Toyota Yaris	<b>5:01.993</b>	<b>3</b>	<b>4:59.235</b>	<b>3</b>	<b>4:52.693</b>	<b>1</b>	<b>7</b>
<b>3</b>	28	<b>Marten SAAR</b>	Toyota Yaris	<b>4:58.739</b>	<b>1</b>	<b>4:52.161</b>	<b>1</b>		<b>7</b>	<b>9</b>
<b>4</b>	182	<b>Toivo UUSNA</b>	Volkswagen Golf II	<b>5:21.716</b>	<b>4</b>	<b>5:02.767</b>	<b>4</b>	<b>5:07.311</b>	<b>4</b>	<b>12</b>
<b>5</b>	27	<b>Kris-Aller KUSMIN</b>	Volkswagen Golf II	<b>5:22.805</b>	<b>5</b>	<b>5:08.789</b>	<b>6</b>	<b>5:05.511</b>	<b>3</b>	<b>14</b>
<b>6</b>	82	<b>Caspar PÄRN</b>	Lada 2106	<b>5:24.897</b>	<b>6</b>	<b>5:03.410</b>	<b>5</b>	<b>5:12.920</b>	<b>5</b>	<b>16</b>
<b>7</b>	32	<b>Albert Ako KOKK</b>	Honda Civic	<b>5:42.628</b>	<b>7</b>	<b>5:12.895</b>	<b>7</b>	<b>5:13.641</b>	<b>6</b>	<b>20</b>

# Superkrossi karikavõistluste I etapp

Sorted on Laps


NOORED-SUPERKROSS

Taali autokrossirada, Pärnumaa 0.867 km

Finaal - 9 ringi

30/01/2022 16:15

Race (9 Laps) started at 14:54:34



Pos	No.	Name	Laps	Total Tm	Diff	Gap	Best Tm	Points	Car	Entrant
1	80	<b>Ruudi REINUMÄGI</b>	9	<b>8:41.994</b>			<b>57.078</b>	<b>20</b>	Toyota Yaris	Ruudi Reinumägi
2	41	<b>Albert PÄRTELSON</b>	9	<b>8:43.834</b>	1.840	1.840	<b>57.465</b>	<b>17</b>	Honda Civic	Erki Sport
3	182	<b>Toivo UUSNA</b>	9	<b>8:45.327</b>	3.333	1.493	<b>57.767</b>	<b>15</b>	Volkswagen Golf II	Tikkri Motorsport
4	32	<b>Albert Ako KOKK</b>	9	<b>8:47.768</b>	5.774	2.441	<b>56.808</b>	<b>14</b>	Honda Civic	Murakas Racing
5	82	<b>Caspar PÄRN</b>	9	<b>9:26.954</b>	44.960	39.186	<b>56.885</b>	<b>13</b>	Lada 2106	A1M Motosport

## Not classified

<b>DNF</b>	27	<b>Kris-Aller KUSMIN</b>	1	<b>1:03.648</b>	DNF		<b>1:02.572</b>	<b>12</b>	Volkswagen Golf II	Vändra TSK
<b>DNS</b>	28	<b>Marten SAAR</b>			DNS			<b>11</b>	Toyota Yaris	A1M Motosport

# Superkrossi karikavõistluste I etapp

NOORED-SUPERKROSS

Taali autokrossirada, Pärnumaa 0.867 km

Finaal - 9 ringi

30/01/2022 16:15

Race (9 Laps) started at 14:54:34

Lap	Lap Tm	Diff	Time of Day
<b>(80) Ruudi REINUMÄGI</b>			
1	59.946	+2.868	14:55:34.725
2	57.543	+0.465	14:56:32.268
3	58.478	+1.400	14:57:30.746
4	58.130	+1.052	14:58:28.876
5	58.266	+1.188	14:59:27.142
6	57.486	+0.408	15:00:24.628
7	57.565	+0.487	15:01:22.193
8	57.370	+0.292	15:02:19.563
9	<b>57.078</b>		15:03:16.641

Lap	Lap Tm	Diff	Time of Day
<b>(41) Albert PÄRTELSON</b>			
1	1:00.475	+3.010	14:55:35.122
2	57.934	+0.469	14:56:33.056
3	58.216	+0.751	14:57:31.272
4	58.083	+0.618	14:58:29.355
5	58.332	+0.867	14:59:27.687
6	<b>57.465</b>		15:00:25.152
7	57.862	+0.397	15:01:23.014
8	57.670	+0.205	15:02:20.684
9	57.797	+0.332	15:03:18.481

Lap	Lap Tm	Diff	Time of Day
<b>(182) Toivo UUSNA</b>			
1	1:01.109	+3.342	14:55:36.167
2	58.259	+0.492	14:56:34.426
3	58.276	+0.509	14:57:32.702
4	58.034	+0.267	14:58:30.736
5	57.994	+0.227	14:59:28.730
6	57.797	+0.030	15:00:26.527
7	57.797	+0.030	15:01:24.324
8	<b>57.767</b>		15:02:22.091
9	57.883	+0.116	15:03:19.974

Lap	Lap Tm	Diff	Time of Day
<b>(32) Albert Ako KOKK</b>			
1	1:04.614	+7.806	14:55:40.553
2	58.188	+1.380	14:56:38.741
3	59.236	+2.428	14:57:37.977
4	58.276	+1.468	14:58:36.253
5	57.430	+0.622	14:59:33.683
6	57.785	+0.977	15:00:31.468
7	57.114	+0.306	15:01:28.582
8	<b>56.808</b>		15:02:25.390
9	57.025	+0.217	15:03:22.415

Lap	Lap Tm	Diff	Time of Day
<b>(82) Caspar PÄRN</b>			
1	1:02.262	+5.377	14:55:38.356
2	1:39.926	+43.041	14:57:18.282
3	57.708	+0.823	14:58:15.990
4	57.516	+0.631	14:59:13.506
5	57.723	+0.838	15:00:11.229
6	<b>56.885</b>		15:01:08.114
7	58.218	+1.333	15:02:06.332
8	57.398	+0.513	15:03:03.730
9	57.871	+0.986	15:04:01.601

Lap	Lap Tm	Diff	Time of Day
<b>(27) Kris-Aller KUSMIN</b>			
1	<b>1:02.572</b>		14:55:38.295