

# Superkrossi karikavõistluste I etapp

Sorted on best lap time


ESIVEDU-SUPERKROSS

Taali autokrossirada, Pärnumaa 0.867 km

Treeningsõit-kvalifikatsioonisõit 10 minutit

30/01/2022 11:00

Qualifying started at 11:05:30



Pos	No.	Name	Laps	Best Tm	Diff	Gap	In Lap	Car	Entrant
1	100	Dauri DEMANT	9	56.613			7	Volkswagen Golf II	Dauri Demant
2	97	Steven ROOSIMAA	9	57.299	0.686	0.686	9	Lada Samara	SRX Racing
3	24	Toomas LÕHMUS	9	58.095	1.482	0.796	8	Honda Civic	Toomas Lõhmus
4	19	Sander JÄRVEKÜLA	8	58.450	1.837	0.355	7	Nissan Sunny	Sander Järveküla
5	85	Marek KÜNNAPAS	8	1:00.308	3.695	1.858	7	Volkswagen Golf III	Erki Sport
6	41	Albert PÄRTELSON	9	1:00.333	3.720	0.025	8	Honda Civic	Erki Sport
7	76	Robert Juss SOE	8	1:00.552	3.939	0.219	6	Volkswagen Golf	Robert Juss Soe
8	94	Fredi VEEVÄLI	8	1:00.717	4.104	0.165	7	Volkswagen Golf II	Erki Sport
9	4	Danel RAUGMÄE	8	1:01.021	4.408	0.304	8	Renault Clio	Allik Racing
10	37	Indrek PAJO	1	1:08.271	11.658	7.250	1	Opel Kadett	Indrek Pajo
11	83	Jane ARUJÕE	3	1:11.546	14.933	3.275	2	Volkswagen Golf III	Vändra TSK

# Superkrossi karikavõistluste I etapp

ESIVEDU-SUPERKROSS

Taali autokrossirada, Pärnumaa 0.867 km

Treeningsõit-kvalifikatsioonisõit 10 minutit

30/01/2022 11:00

Qualifying started at 11:05:30

Lap	Lap Tm	Diff	Time of Day
<b>(100) Dauri DEMANT</b>			
1	1:00.216	+3.603	11:16:10.261
2	59.358	+2.745	11:17:09.619
3	58.508	+1.895	11:18:08.127
4	1:00.570	+3.957	11:19:08.697
5	57.426	+0.813	11:20:06.123
6	57.074	+0.461	11:21:03.197
7	<b>56.613</b>		11:21:59.810
8	57.324	+0.711	11:22:57.134
9	56.713	+0.100	11:23:53.847

Lap	Lap Tm	Diff	Time of Day
<b>(97) Steven ROOSIMAA</b>			
1	1:08.569	+11.270	11:16:20.046
2	58.735	+1.436	11:17:18.781
3	59.042	+1.743	11:18:17.823
4	59.447	+2.148	11:19:17.270
5	1:00.264	+2.965	11:20:17.534
6	59.788	+2.489	11:21:17.322
7	59.779	+2.480	11:22:17.101
8	58.370	+1.071	11:23:15.471
9	<b>57.299</b>		11:24:12.770

Lap	Lap Tm	Diff	Time of Day
<b>(24) Toomas LÕHMUS</b>			
1	1:06.625	+8.530	11:16:21.928
2	59.655	+1.560	11:17:21.583
3	58.144	+0.049	11:18:19.727
4	58.876	+0.781	11:19:18.603
5	1:07.681	+9.586	11:20:26.284
6	58.241	+0.146	11:21:24.525
7	1:01.687	+3.592	11:22:26.212
8	<b>58.095</b>		11:23:24.307
9	58.171	+0.076	11:24:22.478

Lap	Lap Tm	Diff	Time of Day
<b>(19) Sander JÄRVEKÜLA</b>			
1	1:11.341	+12.891	11:07:02.033
2	1:01.965	+3.515	11:08:03.998
3	1:07.401	+8.951	11:09:11.399
4	1:11.774	+13.324	11:10:23.173
5	58.694	+0.244	11:11:21.867
6	1:01.056	+2.606	11:12:22.923
7	<b>58.450</b>		11:13:21.373
8	1:09.320	+10.870	11:14:30.693

Lap	Lap Tm	Diff	Time of Day
<b>(85) Marek KÜNNAPAS</b>			
1	1:08.823	+8.515	11:06:58.312
2	1:02.883	+2.575	11:08:01.195
3	1:07.361	+7.053	11:09:08.556
4	1:06.213	+5.905	11:10:14.769
5	1:00.930	+0.622	11:11:15.699
6	1:00.893	+0.585	11:12:16.592
7	<b>1:00.308</b>		11:13:16.900
8	1:02.321	+2.013	11:14:19.221

Lap	Lap Tm	Diff	Time of Day
<b>(41) Albert PÄRTELSON</b>			
1	1:04.103	+3.770	11:16:24.259
2	1:02.633	+2.300	11:17:26.892
3	1:00.985	+0.652	11:18:27.877
4	1:02.077	+1.744	11:19:29.954
5	1:02.273	+1.940	11:20:32.227
6	1:01.005	+0.672	11:21:33.232
7	1:01.386	+1.053	11:22:34.618
8	<b>1:00.333</b>		11:23:34.951
9	1:01.094	+0.761	11:24:36.045

Lap	Lap Tm	Diff	Time of Day
<b>(76) Robert Juss SOE</b>			

Lap	Lap Tm	Diff	Time of Day
1	1:05.000	+4.448	11:06:50.226
2	1:01.772	+1.220	11:07:51.998
3	1:05.801	+5.249	11:08:57.799
4	1:05.309	+4.757	11:10:03.108
5	1:02.109	+1.557	11:11:05.217
6	<b>1:00.552</b>		11:12:05.769
7	1:01.349	+0.797	11:13:07.118
8	1:00.565	+0.013	11:14:07.683

Lap	Lap Tm	Diff	Time of Day
<b>(94) Fredi VEEVÄLI</b>			
1	1:06.389	+5.672	11:06:54.730
2	1:05.060	+4.343	11:07:59.790
3	1:06.564	+5.847	11:09:06.354
4	1:02.525	+1.808	11:10:08.879
5	1:01.411	+0.694	11:11:10.290
6	1:03.341	+2.624	11:12:13.631
7	<b>1:00.717</b>		11:13:14.348
8	1:02.570	+1.853	11:14:16.918

Lap	Lap Tm	Diff	Time of Day
<b>(4) Danel RAUGMÄE</b>			
1	1:06.891	+5.870	11:06:53.989
2	1:04.898	+3.877	11:07:58.887
3	1:04.809	+3.788	11:09:03.696
4	1:03.675	+2.654	11:10:07.371
5	1:02.184	+1.163	11:11:09.555
6	1:02.715	+1.694	11:12:12.270
7	1:01.658	+0.637	11:13:13.928
8	<b>1:01.021</b>		11:14:14.949

Lap	Lap Tm	Diff	Time of Day
<b>(37) Indrek PAJO</b>			
1	<b>1:08.271</b>		11:16:23.035

Lap	Lap Tm	Diff	Time of Day
<b>(83) Jane ARUJÕE</b>			
1	1:12.725	+1.179	11:07:05.753
2	<b>1:11.546</b>		11:08:17.299
3	1:12.214	+0.668	11:09:29.513

Võistluse korraldaja: MTÜ Erki Sport

Orbits

Võistluse direktor: Eiki ERISTE

Võistluse juht: Erko ERISTE

Võistluse ajamõõt: ASPER Timing

Tulemused ja ringiajad: [www.mylaps.ee](http://www.mylaps.ee)

Printed: 30/01/2022 14:38:12

# Superkrossi karikavõistluste I etapp

Sorted on Laps


ESIVEDU-SUPERKROSS

Taali autokrossirada, Pärnumaa 0.867 km

1. võistlussõit - 1. grupp - 5 ringi

30/01/2022 12:15

Race (5 Laps) started at 12:08:34



Pos	No.	Name	Laps	Total Tm	Diff	Gap	Best Tm	Points	Car	Entrant
1	100	<b>Dauri DEMANT</b>	5	<b>4:49.201</b>			<b>56.632</b>	<b>1</b>	Volkswagen Golf II	Dauri Demant
2	85	<b>Marek KÜNNAPAS</b>	5	<b>4:52.650</b>	3.449	3.449	<b>56.932</b>	<b>2</b>	Volkswagen Golf III	Erki Sport
3	24	<b>Toomas LÕHMUS</b>	5	<b>4:53.963</b>	4.762	1.313	<b>57.277</b>	<b>3</b>	Honda Civic	Toomas Lõhmus
<b>Not classified</b>										
DNF	76	<b>Robert Juss SOE</b>	3	<b>2:56.720</b>	DNF		<b>56.849</b>	<b>4</b>	Volkswagen Golf	Robert Juss Soe
DNF	4	<b>Danel RAUGMÄE</b>	3	<b>3:14.051</b>	DNF		<b>59.674</b>	<b>5</b>	Renault Clio	Allik Racing
DNF	83	<b>Jane ARUJÕE</b>	2	<b>2:14.248</b>	DNF		<b>1:05.874</b>	<b>6</b>	Volkswagen Golf III	Vändra TSK

# Superkrossi karikavõistluste I etapp

ESIVEDU-SUPERKROSS

Taali autokrossirada, Pärnumaa 0.867 km

1. võistlussõit - 1. grupp - 5 ringi

30/01/2022 12:15

Race (5 Laps) started at 12:08:34

Lap	Lap Tm	Diff	Time of Day
<b>(100) Dauri DEMANT</b>			
1	59.814	+3.182	12:09:34.522
2	57.157	+0.525	12:10:31.679
3	<b>56.632</b>		12:11:28.311
4	58.344	+1.712	12:12:26.655
5	57.254	+0.622	12:13:23.909

Lap	Lap Tm	Diff	Time of Day
<b>(85) Marek KÜNNAPAS</b>			
1	1:01.834	+4.902	12:09:37.374
2	57.631	+0.699	12:10:35.005
3	57.859	+0.927	12:11:32.864
4	57.562	+0.630	12:12:30.426
5	<b>56.932</b>		12:13:27.358

Lap	Lap Tm	Diff	Time of Day
<b>(24) Toomas LÕHMUS</b>			
1	1:00.593	+3.316	12:09:36.983
2	59.653	+2.376	12:10:36.636
3	<b>57.277</b>		12:11:33.913
4	57.283	+0.006	12:12:31.196
5	57.475	+0.198	12:13:28.671

Lap	Lap Tm	Diff	Time of Day
<b>(76) Robert Juss SOE</b>			
1	1:01.118	+4.269	12:09:36.602
2	57.977	+1.128	12:10:34.579
3	<b>56.849</b>		12:11:31.428

Lap	Lap Tm	Diff	Time of Day
<b>(4) Danel RAUGMÄE</b>			
1	1:08.144	+8.470	12:09:45.827
2	1:03.258	+3.584	12:10:49.085
3	<b>59.674</b>		12:11:48.759

Lap	Lap Tm	Diff	Time of Day
<b>(83) Jane ARUJÕE</b>			
1	1:05.998	+0.124	12:09:43.082
2	<b>1:05.874</b>		12:10:48.956

Lap Lap Tm Diff Time of Day

Lap Lap Tm Diff Time of Day

# Superkrossi karikavõistluste I etapp

Sorted on Laps


ESIVEDU-SUPERKROSS

Taali autokrossirada, Pärnumaa 0.867 km

1. võistlussõit - 2. grupp - 5 ringi

30/01/2022 12:30

Race (5 Laps) started at 12:20:31



Pos	No.	Name	Laps	Total Tm	Diff	Gap	Best Tm	Points	Car	Entrant
1	19	<b>Sander JÄRVEKÜLA</b>	5	<b>4:47.551</b>			<b>56.793</b>	<b>1</b>	Nissan Sunny	Sander Järveküla
2	94	<b>Fredi VEEVÄLI</b>	5	<b>4:48.256</b>	0.705	0.705	<b>57.074</b>	<b>2</b>	Volkswagen Golf II	Erki Sport
3	41	<b>Albert PÄRTELSON</b>	5	<b>5:02.959</b>	15.408	14.703	<b>59.301</b>	<b>3</b>	Honda Civic	Erki Sport
4	37	<b>Indrek PAJO</b>	5	<b>5:09.271</b>	21.720	6.312	<b>1:00.160</b>	<b>4</b>	Opel Kadett	Indrek Pajo
<b>Not classified</b>										
DNF	97	<b>Steven ROOSIMAA</b>		<b>0.128</b>	DNF			<b>5</b>	Lada Samara	SRX Racing

# Superkrossi karikavõistluste I etapp

ESIVEDU-SUPERKROSS

Taali autokrossirada, Pärnumaa 0.867 km

1. võistlussõit - 2. grupp - 5 ringi

30/01/2022 12:30

Race (5 Laps) started at 12:20:31

Lap	Lap Tm	Diff	Time of Day
<b>(19) Sander JÄRVEKÜLA</b>			
1	56.857	+0.064	12:21:28.624
2	58.647	+1.854	12:22:27.271
3	<b>56.793</b>		12:23:24.064
4	58.319	+1.526	12:24:22.383
5	56.935	+0.142	12:25:19.318

Lap	Lap Tm	Diff	Time of Day
<b>(94) Fredi VEEVÄLI</b>			
1	58.245	+1.171	12:21:31.060
2	57.311	+0.237	12:22:28.371
3	<b>57.074</b>		12:23:25.445
4	57.502	+0.428	12:24:22.947
5	57.076	+0.002	12:25:20.023

Lap	Lap Tm	Diff	Time of Day
<b>(41) Albert PÄRTELSON</b>			
1	1:01.519	+2.218	12:21:35.831
2	1:00.149	+0.848	12:22:35.980
3	1:00.001	+0.700	12:23:35.981
4	<b>59.301</b>		12:24:35.282
5	59.444	+0.143	12:25:34.726

Lap	Lap Tm	Diff	Time of Day
<b>(37) Indrek PAJO</b>			
1	1:01.639	+1.479	12:21:36.728
2	1:02.326	+2.166	12:22:39.054
3	1:00.816	+0.656	12:23:39.870
4	<b>1:00.160</b>		12:24:40.030
5	1:01.008	+0.848	12:25:41.038

Lap Lap Tm Diff Time of Day

Lap Lap Tm Diff Time of Day

# Superkrossi karikavõistluste I etapp

Sorted on Laps


ESIVEDU-SUPERKROSS

Taali autokrossirada, Pärnumaa 0.867 km

2. võistlussõit - 1. grupp - 5 ringi

30/01/2022 13:45

Race (5 Laps) started at 12:53:04



Pos	No.	Name	Laps	Total Tm	Diff	Gap	Best Tm	Points	Car	Entrant
1	100	<b>Dauri DEMANT</b>	5	<b>4:40.074</b>			<b>55.049</b>	<b>1</b>	Volkswagen Golf II	Dauri Demant
2	85	<b>Marek KÜNNAPAS</b>	5	<b>4:43.845</b>	3.771	3.771	<b>55.367</b>	<b>2</b>	Volkswagen Golf III	Erki Sport
3	76	<b>Robert Juss SOE</b>	5	<b>4:46.765</b>	6.691	2.920	<b>56.770</b>	<b>3</b>	Volkswagen Golf	Robert Juss Soe
4	24	<b>Toomas LÕHMUS</b>	5	<b>4:47.796</b>	7.722	1.031	<b>56.173</b>	<b>4</b>	Honda Civic	Toomas Lõhmus
5	83	<b>Jane ARUJÕE</b>	4	<b>4:24.482</b>	1 Lap	1 Lap	<b>1:02.789</b>	<b>5</b>	Volkswagen Golf III	Vändra TSK
<b>Not classified</b>										
DNF	4	<b>Danel RAUGMÄE</b>	1	<b>1:18.187</b>	DNF		<b>1:16.275</b>	<b>6</b>	Renault Clio	Allik Racing

# Superkrossi karikavõistluste I etapp

ESIVEDU-SUPERKROSS

Taali autokrossirada, Pärnumaa 0.867 km

2. võistlussõit - 1. grupp - 5 ringi

30/01/2022 13:45

Race (5 Laps) started at 12:53:04

Lap	Lap Tm	Diff	Time of Day
<b>(100) Dauri DEMANT</b>			
1	57.241	+2.192	12:54:01.717
2	<b>55.049</b>		12:54:56.766
3	55.840	+0.791	12:55:52.606
4	55.950	+0.901	12:56:48.556
5	55.994	+0.945	12:57:44.550

Lap	Lap Tm	Diff	Time of Day
<b>(85) Marek KÜNNAPAS</b>			
1	57.591	+2.224	12:54:02.568
2	56.105	+0.738	12:54:58.673
3	57.388	+2.021	12:55:56.061
4	<b>55.367</b>		12:56:51.428
5	56.893	+1.526	12:57:48.321

Lap	Lap Tm	Diff	Time of Day
<b>(76) Robert Juss SOE</b>			
1	58.707	+1.937	12:54:03.892
2	56.854	+0.084	12:55:00.746
3	<b>56.770</b>		12:55:57.516
4	56.773	+0.003	12:56:54.289
5	56.952	+0.182	12:57:51.241

Lap	Lap Tm	Diff	Time of Day
<b>(24) Toomas LÕHMUS</b>			
1	59.073	+2.900	12:54:04.603
2	56.791	+0.618	12:55:01.394
3	56.591	+0.418	12:55:57.985
4	58.114	+1.941	12:56:56.099
5	<b>56.173</b>		12:57:52.272

Lap	Lap Tm	Diff	Time of Day
<b>(83) Jane ARUJÕE</b>			
1	1:06.551	+3.762	12:54:13.965
2	1:03.528	+0.739	12:55:17.493
3	<b>1:02.789</b>		12:56:20.282
4	1:08.676	+5.887	12:57:28.958

Lap	Lap Tm	Diff	Time of Day
<b>(4) Danel RAUGMÄE</b>			
1	<b>1:16.275</b>		12:54:22.663

Lap Lap Tm Diff Time of Day

Lap Lap Tm Diff Time of Day



# Superkrossi karikavõistluste I etapp

Sorted on Laps


ESIVEDU-SUPERKROSS

Taali autokrossirada, Pärnumaa 0.867 km

2. võistlussõit - 2. grupp - 5 ringi

30/01/2022 14:00

Race (5 Laps) started at 13:01:41



Pos	No.	Name	Laps	Total Tm	Diff	Gap	Best Tm	Points	Car	Entrant
1	19	<b>Sander JÄRVEKÜLA</b>	5	<b>4:38.647</b>			<b>55.323</b>	<b>1</b>	Nissan Sunny	Sander Järveküla
2	94	<b>Fredi VEEVÄLI</b>	5	<b>4:40.285</b>	1.638	1.638	<b>55.059</b>	<b>2</b>	Volkswagen Golf II	Erki Sport
3	97	<b>Steven ROOSIMAA</b>	5	<b>4:44.536</b>	5.889	4.251	<b>55.671</b>	<b>3</b>	Lada Samara	SRX Racing
4	37	<b>Indrek PAJO</b>	5	<b>5:04.229</b>	25.582	19.693	<b>59.952</b>	<b>4</b>	Opel Kadett	Indrek Pajo
5	41	<b>Albert PÄRTELSON</b>	5	<b>5:05.211</b>	26.564	0.982	<b>59.900</b>	<b>5</b>	Honda Civic	Erki Sport

# Superkrossi karikavõistluste I etapp

ESIVEDU-SUPERKROSS

Taali autokrossirada, Pärnumaa 0.867 km

2. võistlussõit - 2. grupp - 5 ringi

30/01/2022 14:00

Race (5 Laps) started at 13:01:41

Lap	Lap Tm	Diff	Time of Day
<b>(19) Sander JÄRVEKÜLA</b>			
1	56.409	+1.086	13:02:37.488
2	55.404	+0.081	13:03:32.892
3	55.828	+0.505	13:04:28.720
4	55.683	+0.360	13:05:24.403
5	<b>55.323</b>		13:06:19.726

Lap	Lap Tm	Diff	Time of Day
<b>(94) Fredi VEEVÄLI</b>			
1	58.054	+2.995	13:02:39.334
2	<b>55.059</b>		13:03:34.393
3	55.198	+0.139	13:04:29.591
4	56.048	+0.989	13:05:25.639
5	55.725	+0.666	13:06:21.364

Lap	Lap Tm	Diff	Time of Day
<b>(97) Steven ROOSIMAA</b>			
1	59.359	+3.688	13:02:41.500
2	55.999	+0.328	13:03:37.499
3	56.375	+0.704	13:04:33.874
4	56.070	+0.399	13:05:29.944
5	<b>55.671</b>		13:06:25.615

Lap	Lap Tm	Diff	Time of Day
<b>(37) Indrek PAJO</b>			
1	1:02.242	+2.290	13:02:45.238
2	59.972	+0.020	13:03:45.210
3	<b>59.952</b>		13:04:45.162
4	1:00.184	+0.232	13:05:45.346
5	59.962	+0.010	13:06:45.308

Lap	Lap Tm	Diff	Time of Day
<b>(41) Albert PÄRTELSON</b>			
1	1:02.091	+2.191	13:02:46.038
2	<b>59.900</b>		13:03:45.938
3	1:00.166	+0.266	13:04:46.104
4	1:00.073	+0.173	13:05:46.177
5	1:00.113	+0.213	13:06:46.290

Lap Lap Tm Diff Time of Day


Lap Lap Tm Diff Time of Day

# Superkrossi karikavõistluste I etapp

ESIVEDU-SUPERKROSS

Taali autokrossirada, Pärnumaa 0.867 km

1 + 2 võistlussõidu kokkuvõte 1. grupp




Pos	No.	Name	Car	R1. Total Tm	R1.	R2. Total Tm	R2.	R3. Total Tm	Total points
<b>1</b>	100	<b>Dauri DEMANT</b>	Volkswagen Golf II	<b>4:49.201</b>	<b>1</b>	<b>4:40.074</b>	<b>1</b>		<b>2</b>
<b>2</b>	85	<b>Marek KÜNNAPAS</b>	Volkswagen Golf III	<b>4:52.650</b>	<b>2</b>	<b>4:43.845</b>	<b>2</b>		<b>4</b>
<b>3</b>	76	<b>Robert Juss SOE</b>	Volkswagen Golf		<b>4</b>	<b>4:46.765</b>	<b>3</b>		<b>7</b>
<b>4</b>	24	<b>Toomas LÕHMUS</b>	Honda Civic	<b>4:53.963</b>	<b>3</b>	<b>4:47.796</b>	<b>4</b>		<b>7</b>
<b>5</b>	83	<b>Jane ARUJÕE</b>	Volkswagen Golf III		<b>6</b>	<b>4:24.482</b>	<b>5</b>		<b>11</b>
<b>DNF</b>	4	<b>Danel RAUGMÄE</b>	Renault Clio		<b>5</b>		<b>6</b>		<b>11</b>

# Superkrossi karikavõistluste I etapp

ESIVEDU-SUPERKROSS

Taali autokrossirada, Pärnumaa 0.867 km

1 + 2 võistlussõidu kokkuvõte 2. grupp



Pos	No.	Name	Car	R1. Total Tm	R1.	R2. Total Tm	R2.	R3. Total Tm	Total points
<b>1</b>	19	<b>Sander JÄRVEKÜLA</b>	Nissan Sunny	<b>4:47.551</b>	<b>1</b>	<b>4:38.647</b>	<b>1</b>		<b>2</b>
<b>2</b>	94	<b>Fredi VEEVÄLI</b>	Volkswagen Golf II	<b>4:48.256</b>	<b>2</b>	<b>4:40.285</b>	<b>2</b>		<b>4</b>
<b>3</b>	97	<b>Steven ROOSIMAA</b>	Lada Samara		<b>5</b>	<b>4:44.536</b>	<b>3</b>		<b>8</b>
<b>4</b>	37	<b>Indrek PAJO</b>	Opel Kadett	<b>5:09.271</b>	<b>4</b>	<b>5:04.229</b>	<b>4</b>		<b>8</b>
<b>5</b>	41	<b>Albert PÄRTELSON</b>	Honda Civic	<b>5:02.959</b>	<b>3</b>	<b>5:05.211</b>	<b>5</b>		<b>8</b>

# Superkrossi karikavõistluste I etapp


Sorted on best lap time

ESIVEDU-SUPERKROSS

Taali autokrossirada, Pärnumaa 0.867 km

B-finaali stardijärjestus

Pos	No.	Name
<b>1</b>	<b>24</b>	<b>Toomas LÕHMUS</b>
<b>2</b>	<b>37</b>	<b>Indrek PAJO</b>
<b>3</b>	<b>83</b>	<b>Jane ARUJÕE</b>
<b>4</b>	<b>41</b>	<b>Albert PÄRTELSON</b>
<b>5</b>	<b>4</b>	<b>Danel RAUGMÄE</b>



# Superkrossi karikavõistluste I etapp

Sorted on Laps

ESIVEDU-SUPERKROSS

Taali autokrossirada, Pärnumaa 0.867 km

B-Finaal - 9 ringi

30/01/2022 15:15

Race (9 Laps) started at 13:48:45



Pos	No.	Name	Laps	Total Tm	Diff	Gap	Best Tm	Points	Car	Entrant
1	24	<b>Toomas LÕHMUS</b>	9	<b>8:53.844</b>			<b>57.361</b>	<b>0</b>	Honda Civic	Toomas Lõhmus
2	37	<b>Indrek PAJO</b>	9	<b>9:27.523</b>	33.679	33.679	<b>1:00.700</b>	<b>0</b>	Opel Kadett	Indrek Pajo

## Not classified

<b>DNF</b>	83	<b>Jane ARUJÕE</b>	<b>5</b>	<b>5:48.502</b>	DNF		<b>1:01.954</b>	<b>9</b>	Volkswagen Golf III	Vändra TSK
<b>DNS</b>	41	<b>Albert PÄRTELSON</b>			DNS			<b>8</b>	Honda Civic	Erki Sport
<b>DNS</b>	4	<b>Danel RAUGMÄE</b>			DNS			<b>7</b>	Renault Clio	Allik Racing

# Superkrossi karikavõistluste I etapp

ESIVEDU-SUPERKROSS

Taali autokrossirada, Pärnumaa 0.867 km

B-Finaal - 9 ringi

30/01/2022 15:15

Race (9 Laps) started at 13:48:45

Lap	Lap Tm	Diff	Time of Day
<b>(24) Toomas LÕHMUS</b>			
1	58.252	+0.891	13:49:44.235
2	57.531	+0.170	13:50:41.766
3	58.026	+0.665	13:51:39.792
4	58.523	+1.162	13:52:38.315
5	<b>57.361</b>		13:53:35.676
6	59.587	+2.226	13:54:35.263
7	58.438	+1.077	13:55:33.701
8	1:02.159	+4.798	13:56:35.860
9	1:03.967	+6.606	13:57:39.827

Lap	Lap Tm	Diff	Time of Day
<b>(37) Indrek PAJO</b>			
1	1:03.265	+2.565	13:49:52.235
2	<b>1:00.700</b>		13:50:52.935
3	1:01.840	+1.140	13:51:54.775
4	1:03.678	+2.978	13:52:58.453
5	1:03.491	+2.791	13:54:01.944
6	1:01.741	+1.041	13:55:03.685
7	1:04.827	+4.127	13:56:08.512
8	1:03.430	+2.730	13:57:11.942
9	1:01.564	+0.864	13:58:13.506

Lap	Lap Tm	Diff	Time of Day
<b>(83) Jane ARUJÕE</b>			
1	<b>1:01.954</b>		13:49:49.659
2	1:23.620	+21.666	13:51:13.279
3	1:03.731	+1.777	13:52:17.010
4	1:04.229	+2.275	13:53:21.239
5	1:13.246	+11.292	13:54:34.485

Lap Lap Tm Diff Time of Day

Lap Lap Tm Diff Time of Day

# Superkrossi karikavõistluste I etapp

Sorted on best lap time

ESIVEDU-SUPERKROSS

Taali autokrossirada, Pärnumaa 0.867 km

A-finaali stardijärjestus

Pos	No.	Name
<b>1</b>	<b>100</b>	<b>Dauri DEMANT</b>
<b>2</b>	<b>19</b>	<b>Sander JÄRVEKÜLA</b>
<b>3</b>	<b>85</b>	<b>Marek KÜNNAPAS</b>
<b>4</b>	<b>94</b>	<b>Fredi VEEVÄLI</b>
<b>5</b>	<b>76</b>	<b>Robert Juss SOE</b>
<b>6</b>	<b>97</b>	<b>Steven ROOSIMAA</b>
<b>7</b>	<b>24</b>	<b>Toomas LÕHMUS</b>
<b>8</b>	<b>37</b>	<b>Indrek PAJO</b>
<b>9</b>	<b>83</b>	<b>Jane ARUJÕE</b>
<b>10</b>	<b>41</b>	<b>Albert PÄRTELSON</b>





# Superkrossi karikavõistluste I etapp

Sorted on Laps


ESIVEDU-SUPERKROSS

Taali autokrossirada, Pärnumaa 0.867 km

A-Finaal - 9 ringi

30/01/2022 15:45

Race (9 Laps) started at 14:27:00



Pos	No.	Name	Laps	Total Tm	Diff	Gap	Best Tm	Points	Car	Entrant
1	100	<b>Dauri DEMANT</b>	9	<b>8:23.157</b>			<b>55.012</b>	<b>20</b>	Volkswagen Golf II	Dauri Demant
2	19	<b>Sander JÄRVEKÜLA</b>	9	<b>8:25.333</b>	2.176	2.176	<b>55.072</b>	<b>17</b>	Nissan Sunny	Sander Järveküla
3	24	<b>Toomas LÕHMUS</b>	9	<b>8:28.324</b>	5.167	2.991	<b>54.912</b>	<b>15</b>	Honda Civic	Toomas Lõhmus
4	85	<b>Marek KÜNNAPAS</b>	9	<b>8:30.325</b>	7.168	2.001	<b>54.969</b>	<b>14</b>	Volkswagen Golf III	Erki Sport
5	94	<b>Fredi VEEVÄLI</b>	9	<b>8:46.724</b>	23.567	16.399	<b>55.042</b>	<b>13</b>	Volkswagen Golf II	Erki Sport
6	97	<b>Steven ROOSIMAA</b>	9	<b>8:48.537</b>	25.380	1.813	<b>55.622</b>	<b>12</b>	Lada Samara	SRX Racing
7	37	<b>Indrek PAJO</b>	9	<b>9:03.100</b>	39.943	14.563	<b>58.853</b>	<b>11</b>	Opel Kadett	Indrek Pajo
<b>Not classified</b>										
DNF	76	<b>Robert Juss SOE</b>	6	<b>6:07.647</b>	DNF		<b>55.071</b>	<b>10</b>	Volkswagen Golf	Robert Juss Soe

# Superkrossi karikavõistluste I etapp

ESIVEDU-SUPERKROSS

Taali autokrossirada, Pärnumaa 0.867 km

A-Finaal - 9 ringi

30/01/2022 15:45

Race (9 Laps) started at 14:27:00

Lap	Lap Tm	Diff	Time of Day
<b>(100) Dauri DEMANT</b>			
1	58.583	+3.571	14:27:59.115
2	55.871	+0.859	14:28:54.986
3	55.356	+0.344	14:29:50.342
4	55.203	+0.191	14:30:45.545
5	55.419	+0.407	14:31:40.964
6	55.798	+0.786	14:32:36.762
7	<b>55.012</b>		14:33:31.774
8	56.644	+1.632	14:34:28.418
9	55.271	+0.259	14:35:23.689

Lap	Lap Tm	Diff	Time of Day
<b>(19) Sander JÄRVEKÜLA</b>			
1	59.114	+4.042	14:28:00.023
2	56.593	+1.521	14:28:56.616
3	<b>55.072</b>		14:29:51.688
4	55.530	+0.458	14:30:47.218
5	55.319	+0.247	14:31:42.537
6	55.467	+0.395	14:32:38.004
7	55.884	+0.812	14:33:33.888
8	56.215	+1.143	14:34:30.103
9	55.762	+0.690	14:35:25.865

Lap	Lap Tm	Diff	Time of Day
<b>(24) Toomas LÖHMUS</b>			
1	58.996	+4.084	14:28:00.471
2	56.683	+1.771	14:28:57.154
3	55.561	+0.649	14:29:52.715
4	55.539	+0.627	14:30:48.254
5	<b>54.912</b>		14:31:43.166
6	55.439	+0.527	14:32:38.605
7	55.906	+0.994	14:33:34.511
8	56.788	+1.876	14:34:31.299
9	57.557	+2.645	14:35:28.856

Lap	Lap Tm	Diff	Time of Day
<b>(85) Marek KÜNNAPAS</b>			
1	59.579	+4.610	14:28:02.733
2	57.290	+2.321	14:29:00.023
3	56.105	+1.136	14:29:56.128
4	<b>54.969</b>		14:30:51.097
5	55.003	+0.034	14:31:46.100
6	56.091	+1.122	14:32:42.191
7	57.035	+2.066	14:33:39.226
8	56.002	+1.033	14:34:35.228
9	55.629	+0.660	14:35:30.857

Lap	Lap Tm	Diff	Time of Day
<b>(94) Fredi VEEVÄLI</b>			
1	59.614	+4.572	14:28:01.630
2	57.990	+2.948	14:28:59.620
3	55.425	+0.383	14:29:55.045
4	57.294	+2.252	14:30:52.339
5	<b>55.042</b>		14:31:47.381
6	59.388	+4.346	14:32:46.769
7	55.186	+0.144	14:33:41.955
8	1:08.990	+13.948	14:34:50.945
9	56.311	+1.269	14:35:47.256

Lap	Lap Tm	Diff	Time of Day
<b>(97) Steven ROOSIMAA</b>			
1	1:00.936	+5.314	14:28:04.275
2	56.864	+1.242	14:29:01.139
3	56.574	+0.952	14:29:57.713
4	56.577	+0.955	14:30:54.290
5	<b>55.622</b>		14:31:49.912
6	55.749	+0.127	14:32:45.661
7	55.813	+0.191	14:33:41.474
8	1:10.733	+15.111	14:34:52.207
9	56.862	+1.240	14:35:49.069

Lap	Lap Tm	Diff	Time of Day
<b>(37) Indrek PAJO</b>			
1	1:01.994	+3.141	14:28:06.598
2	<b>58.853</b>		14:29:05.451
3	59.619	+0.766	14:30:05.070
4	1:00.323	+1.470	14:31:05.393
5	1:00.247	+1.394	14:32:05.640
6	59.872	+1.019	14:33:05.512
7	59.122	+0.269	14:34:04.634
8	59.412	+0.559	14:35:04.046
9	59.586	+0.733	14:36:03.632

Lap	Lap Tm	Diff	Time of Day
<b>(76) Robert Juss SOE</b>			
1	59.194	+4.123	14:28:01.470
2	56.956	+1.885	14:28:58.426
3	55.839	+0.768	14:29:54.265
4	55.860	+0.789	14:30:50.125
5	<b>55.071</b>		14:31:45.196
6	1:22.983	+27.912	14:33:08.179