



Porsche Club Festival

Sorted on best lap time

BMW Xtreme NEZ

Alastaro Circuit 2,850 km

BMW Xtreme Qualification 1

23.8.2019 15:05

Qualifying started at 15:04:59

Pos	No.	Name	Class	Best Tm	Diff	Lap	Make	Club	Clu
1	60	Huhtala/Siekinen	1	1:30.199		6	BMW 325i (E36)	VihUA/AL-Härmä	
2	26	Trogen Sami-Matti	1	1:30.412	0.213	3	BMW 325	LvUA	
3	16	Haavisto Petri	1	1:30.542	0.343	1	BMW 325i (E36)	HoMK/UA	
4	20	Tirkkonen Markus	1	1:30.662	0.463	5	BMW 325i (E36)	HyUA	
5	83	Lintumäki/Kuusiniemi	1	1:31.048	0.849	3	BMW 325i	KEIMOLA FK-K/Hyl	
6	91	Eklund Kai	1	1:31.243	1.044	6	BMW 325iX	EMSC	
7	73	Jugala Gert	1	1:31.609	1.410	2	BMW 325	est1 Racing	
8	7	Koskela Jani	1	1:31.642	1.443	2	BMW 325i (E36)	HyUA	
9	58	Hietanen/Tuupanen	1	1:32.244	2.045	3	BMW 325i (E36)	MRT ry	
10	19	Nurminen/Salovuori	1	1:32.828	2.629	2	BMW 325i	ARH/HRF	
11	15	Sundström/Sundström	1	1:32.879	2.680	2	BMW 325i (E36)	KaUA	
12	37	Oja Sami	1	1:33.253	3.054	1	BMW 325i (E36)	AAU	
13	8	Koski Samu	1	1:33.437	3.238	6	BMW 325i (E36)	HRF	
14	25	Alamäki/Jyrkiäinen	1	1:34.081	3.882	2	BMW 325	SatUA/AAU	
15	85	Welin Jake	1	1:36.035	5.836	6	BMW 325i (E36)	XON SC	

Chief of Timing & Scoring

Orbits

Race Director

www.mylaps.com

Licensed to: Turun Special Cars Oy



Porsche Club Festival

Sorted on best lap time

BMW Xtreme NEZ

Alastaro Circuit 2,850 km

BMW Xtreme Qualification 2

23.8.2019 16:00

Qualifying started at 15:59:34

Pos	No.	Name	Class	Best Tm	Diff	Lap	Make	Club	Clu
1	20	Tirkkonen Markus	1	1:30.527		3	BMW 325i (E36)	HyUA	
2	16	Haavisto Petri	1	1:30.536	0.009	1	BMW 325i (E36)	HoMK/UA	
3	26	Trogen Sami-Matti	1	1:30.750	0.223	1	BMW 325	LvUA	
4	60	Huhtala/Siekinen	1	1:31.376	0.849	3	BMW 325i (E36)	VihUA/AL-Härmä	
5	73	Jugala Gert	1	1:31.668	1.141	3	BMW 325	est1 Racing	
6	15	Sundström/Sundström	1	1:31.693	1.166	2	BMW 325i (E36)	KaUA	
7	7	Koskela Jani	1	1:31.883	1.356	3	BMW 325i (E36)	HyUA	
8	83	Lintumäki/Kuusiniemi	1	1:32.450	1.923	2	BMW 325i	KEIMOLA FK-K/HyL	
9	91	Eklund/Jalonen	1	1:32.470	1.943	2	BMW 325iX	EMSC/HanUA	
10	25	Alamäki/Jyrkiäinen	1	1:32.853	2.326	2	BMW 325	SatUA/AAU	
11	19	Nurminen/Salovuori	1	1:33.015	2.488	3	BMW 325i	ARH/HRF	
12	37	Oja Sami	1	1:33.185	2.658	3	BMW 325i (E36)	AAU	
13	58	Hietanen/Tuupanen	1	1:33.279	2.752	1	BMW 325i (E36)	MRT ry	
14	85	Welin/Welin	1	1:35.641	5.114	4	BMW 325i (E36)	XON SC/NuUA	
15	8	Koski Samu	1	1:35.724	5.197	4	BMW 325i (E36)	HRF	

Chief of Timing & Scoring

Orbits

Race Director

www.mylaps.com

Licensed to: Turun Special Cars Oy



Porsche Club Festival

Sorted on best lap time

Porsche Sports Cup

Alastaro Circuit 2,850 km

Porsche Sports Cup Qualification

24.8.2019 11:00

Practice started at 11:07:10

Pos	No.	Name	Class	Best Tm	Diff	Lap	Make	Club	Clu
1	991	Nilsson Peter	8C	1:28.447		2	Porsche 996	PCS	
2	75	Väättäinen Anssi	8D	1:28.911	0.464	1	Porsche 944 S2	PRCF	
3	81	Levänen Turo	8D	1:30.105	1.658	4	Porsche 944	PRCF	
4	88	Eliasson Hans-Allan	8B	1:31.113	2.666	2	Porsche 968	PCS Sweden	
5	98	Rosendahl Per	7B	1:32.596	4.149	4			
6	55	Saarinen Pasi	8B	1:32.789	4.342	7	Porsche 968 CS	JoeUA	
7	58	Persson Ingemar	8B	1:33.074	4.627	10	Porsche 944	PCS	
8	49	Sjöman Markku	8C	1:33.844	5.397	4	Porsche 944		
9	66	Lehtola Petri	8B	1:34.734	6.287	8	Porsche 944 S2	PRCF	
10	50	Järvelä Kai	8B	1:34.941	6.494	9	Porsche 911 SC	PRCF	
11	89	Virkki Visa-Aaro	8B	1:37.100	8.653	6	Porsche 968	PRCF	
12	140	Tuusa Jyrki	8A	1:39.888	1.441	4	Porsche 924 S	AAU	
13	65	Kovanen Seppo	8B	1:39.951	1.504	6	Porsche 924 Turbo	MikUA	

Chief of Timing & Scoring

Orbits

Race Director

www.mylaps.com

Licensed to: Turun Special Cars Oy



Porsche Club Festival

Sorted on best lap time

Porsche Sprint Challenge NEZ

Alastaro Circuit 2,850 km

Porsche Sprint Challenge Qualification

23.8.2019 16:15

Practice started at 16:15:07

Pos	No.	Name	Class	Best Tm	Diff	Lap	Make	Club	Clu
1	46	Tiirmaa Oliver	14	1:24.020		10	Porsche 911	est1 Racing	
2	40	Haru Tommi	14	1:24.728	0.708	2	Porsche GT3 Cup	PRCF	
3	31	Nurmi Luka	13	1:24.986	0.966	2	Porsche 911 GT3	PirKa	
4	41	Niemi Raimo	14	1:26.015	1.995	5	Porsche GT3 Cup	PRCF	
5	95	Ollila Jari	7A	1:26.450	2.430	10	Porsche 911 GT3 RS	PRCF	
6	90	Mylykangas Pekka	7A	1:27.969	3.949	8	Porsche GT3 Cup	MRT ry	
7	313	Skurnik Daniel	7A	1:28.078	4.058	6	Porsche GT3 Cup	EMSC	
8	99	Kangas Simo P.	7A	1:29.991	5.971	10	Porsche 911 GT3	PRCF	
9	707	Thomas Gustavsson	5C	1:36.195	2.175	5	Porsche GT3 Cup	PCS Racing Club	

Chief of Timing & Scoring

Orbits

Race Director

www.mylaps.com

Licensed to: Turun Special Cars Oy



Porsche Club Festival


BMW Xtreme NEZ

Alastaro Circuit 2,850 km

BMW Xtreme Qualification 1

23.8.2019 15:05

Qualifying started at 15:04:59



Lap	Lap Tm	Diff	me of Day
(60) Huhtala/Siekkinen			
1	2:08.868	+38.669	1:21.736
2	1:30.519	+0.320	1:52.255
3	1:32.082	+1.883	1:24.337
4	1:30.400	+0.201	1:54.737
5	1:36.076	+5.877	1:30.813
6	1:30.199		1:01.012

(26) Trogen Sami-Matti			
1	1:30.755	+0.343	1:59.189
2	1:39.257	+8.845	1:38.446
3	1:30.412		1:08.858
4	1:36.287	+5.875	1:45.145
5	1:30.499	+0.087	1:15.644

(16) Haavisto Petri			
1	1:30.542		1:41.494

(20) Tirkkonen Markus			
1	2:15.417	+44.755	1:15.302
2	1:31.358	+0.696	1:46.660
3	1:30.944	+0.282	1:17.604
4	1:30.998	+0.336	1:48.602
5	1:30.662		1:19.264
6	1:31.885	+1.223	1:51.149
7	1:39.557	+8.895	1:30.706

(83) Lintumäki/Kuusiniemi			
1	2:07.275	+36.227	1:45.511
2	1:31.495	+0.447	1:17.006
3	1:31.048		1:48.054
4	1:31.520	+0.472	1:19.574
5	1:31.903	+0.855	1:51.477
6	1:31.420	+0.372	1:22.897

(91) Eklund Kai			
1	2:13.874	+42.631	1:47.039
2	1:31.432	+0.189	1:18.471
3	1:31.864	+0.621	1:50.335
4	1:43.367	+12.124	1:33.702
5	1:48.154	+16.911	1:21.856
6	1:31.243		1:53.099

(73) Jugala Gert			
1	2:06.887	+35.278	1:22.543
2	1:31.609		1:54.152
3	1:32.168	+0.569	1:26.320
4	1:32.487	+0.878	1:58.807
5	1:33.949	+2.340	1:32.756
6	1:32.008	+0.399	1:04.764

(7) Koskela Jani			
1	2:05.280	+33.638	1:23.252
2	1:31.642		1:54.894
3	1:32.203	+0.561	1:27.097
4	1:32.486	+0.844	1:59.583

(58) Hietanen/Tuupanen			
1	1:32.694	+0.450	1:10.150
2	1:32.320	+0.076	1:42.470
3	1:32.244		1:14.714
4	1:32.251	+0.007	1:46.965
5	1:43.751	+11.507	1:30.716

(19) Numminen/Salovuori			
--------------------------------	--	--	--

Lap	Lap Tm	Diff	me of Day
1	1:33.683	+0.855	1:57.980
2	1:32.828		1:30.808
3	1:34.121	+1.293	1:04.929
4	1:34.871	+2.043	1:39.800
5	1:33.209	+0.381	1:13.009

(15) Sundström/Sundström			
1	2:16.047	+43.168	1:19.216
2	1:32.879		1:52.095
3	1:33.473	+0.594	1:25.568
4	1:36.224	+3.345	1:01.792
5	1:32.885	+0.006	1:34.677
6	1:32.977	+0.098	1:07.654

(37) Oja Sami			
1	1:33.253		1:48.442
2	1:34.860	+1.607	1:23.302
3	1:33.646	+0.393	1:56.948
4	1:33.267	+0.014	1:30.215
5	1:33.822	+0.569	1:04.037

(8) Koski Samu			
1	2:07.031	+33.594	1:48.206
2	1:34.077	+0.640	1:22.283
3	1:33.663	+0.226	1:55.946
4	1:33.756	+0.319	1:29.702
5	1:34.136	+0.699	1:03.838
6	1:33.437		1:37.275

(25) Alamäki/Jyrkäinen			
1	2:09.407	+35.326	1:18.111
2	1:34.081		1:52.192
3	1:34.270	+0.189	1:26.462
4	1:34.130	+0.049	1:00.592
5	1:34.129	+0.048	1:34.721
6	1:34.272	+0.191	1:08.993

(85) Welin Jake			
1	2:07.825	+31.790	1:29.631
2	1:37.605	+1.570	1:07.236
3	1:36.875	+0.840	0:44.111
4	1:36.833	+0.798	1:20.944
5	1:36.169	+0.134	1:57.113
6	1:36.035		1:33.148

Chief of Timing & Scoring

Orbits

Race Director

www.mylaps.com

Licensed to: Turun Special Cars Oy



Porsche Club Festival


BMW Xtreme NEZ

Alastaro Circuit 2,850 km

BMW Xtreme Qualification 2

23.8.2019 16:00

Qualifying started at 15:59:34



Lap	Lap Tm	Diff	me of Day
(20) Tirkkonen Markus			
1	2:26.362	+55.835	1:20.913
2	1:30.895	+0.368	1:51.808
3	1:30.527		1:22.335
(16) Haavisto Petri			
1	1:30.536		1:56.338
2	1:43.949	+13.413	1:40.287
3	1:30.800	+0.264	1:11.087
(26) Trogen Sami-Matti			
1	1:30.750		1:18.458
2	1:34.329	+3.579	1:52.787
3	1:31.398	+0.648	1:24.185
4	1:32.042	+1.292	1:56.227
(60) Huhtala/Siekkinen			
1	2:06.152	+34.776	1:46.467
2	1:31.536	+0.160	1:18.003
3	1:31.376		1:49.379
4	1:31.703	+0.327	1:21.082
5	1:32.748	+1.372	1:53.830
(73) Jugala Gert			
1	2:29.224	+57.556	1:26.714
2	1:32.174	+0.506	1:58.888
3	1:31.668		1:30.556
4	1:32.527	+0.859	1:03.083
5	1:33.208	+1.540	1:36.291
(15) Sundström/Sundström			
1	2:36.029	04.336	1:46.210
2	1:31.693		1:17.903
3	1:35.303	+3.610	1:53.206
(7) Koskela Jani			
1	2:26.701	+54.818	1:13.064
2	1:32.249	+0.366	1:45.313
3	1:31.883		1:17.196
4	1:32.327	+0.444	1:49.523
(83) Lintumäki/Kuusiniemi			
1	2:40.597	08.147	1:53.069
2	1:32.450		1:25.519
3	1:32.767	+0.317	1:58.286
4	1:32.834	+0.384	1:31.120
(91) Eklund/Jalonen			
1	2:28.271	+55.801	1:27.292
2	1:32.470		1:59.762
3	1:33.410	+0.940	1:33.172
4	1:34.901	+2.431	1:08.073
(25) Alamäki/Jyrkiäinen			
1	2:09.604	+36.751	1:51.586
2	1:32.853		1:24.439
3	1:48.876	+16.023	1:13.315
4	3:38.070	05.217	1:51.385
(19) Numminen/Salovuori			
1	1:33.440	+0.425	1:23.435
2	1:37.775	+4.760	1:01.210
3	1:33.015		1:34.225
4	1:37.805	+4.790	1:12.030

Lap	Lap Tm	Diff	me of Day
(37) Oja Sami			
1	1:33.655	+0.470	1:29.152
2	1:33.502	+0.317	1:02.654
3	1:33.185		1:35.839
4	1:38.614	+5.429	1:14.453
(58) Hietanen/Tuupanen			
1	1:33.279		1:09.147
2	1:33.404	+0.125	1:42.551
3	1:35.665	+2.386	1:18.216
4	1:45.787	+12.508	1:04.003
(85) Welin/Welin			
1	2:27.857	+52.216	1:28.738
2	1:35.880	+0.239	1:04.618
3	1:38.651	+3.010	1:43.269
4	1:35.641		1:18.910
5	1:42.502	+6.861	1:01.412
6	1:40.405	+4.764	1:41.817
(8) Koski Samu			
1	2:26.894	+51.170	1:29.204
2	1:35.762	+0.038	1:04.966
3	1:36.882	+1.158	1:41.848
4	1:35.724		1:17.572
5	1:37.407	+1.683	1:54.979
6	1:40.765	+5.041	1:35.744

Chief of Timing & Scoring

Race Director

Orbits



Porsche Club Festival


Porsche Sports Cup

Alastaro Circuit 2,850 km

Porsche Sports Cup Qualification

24.8.2019 11:00

Practice started at 11:07:10



Lap	Lap Tm	Diff	me of Day
(991) Nilsson Peter			
1	1:30.031	+1.584	0:41.088
2	1:28.447		2:09.535
3	1:28.823	+0.376	3:38.358
4	8:57.621	29.174	2:35.979
(75) Väättäinen Anssi			
1	1:28.911		1:36.942
2	1:34.746	+5.835	3:11.688
3	1:35.531	+6.620	4:47.219
4	1:29.374	+0.463	5:16.593
(81) Levänen Turo			
1	1:33.242	+3.137	1:00.929
2	1:31.067	+0.962	2:31.996
3	1:30.468	+0.363	4:02.464
4	1:30.105		5:32.569
5	1:31.350	+1.245	7:03.919
6	1:31.483	+1.378	8:35.402
7	1:32.970	+2.865	0:08.372
(88) Eliasson Hans-Allan			
1	1:31.409	+0.296	0:43.367
2	1:31.113		2:14.480
3	1:33.031	+1.918	3:47.511
(98) Rosendahl Per			
1	1:51.638	+19.042	0:16.230
2	1:34.567	+1.971	0:50.797
3	1:33.791	+1.195	2:24.588
4	1:32.596		3:57.184
5	1:33.792	+1.196	5:30.976
(55) Saarinen Pasi			
1	1:33.949	+1.180	1:05.653
2	1:33.673	+0.884	2:39.326
3	1:33.289	+0.500	4:12.615
4	1:33.216	+0.427	5:45.831
5	1:33.670	+0.881	7:19.501
6	1:32.923	+0.134	8:52.424
7	1:32.789		0:25.213
(58) Persson Ingemar			
1	1:36.567	+3.493	1:11.078
2	1:39.838	+6.764	2:50.916
3	1:34.972	+1.898	4:25.888
4	1:33.762	+0.688	5:59.650
5	1:33.959	+0.885	7:33.609
6	1:33.806	+0.732	9:07.415
7	1:34.136	+1.062	0:41.551
8	1:34.472	+1.398	2:16.023
9	1:33.220	+0.146	3:49.243
10	1:33.074		5:22.317
11	1:34.818	+1.744	6:57.135
(49) Sjöman Markku			
1	1:36.819	+2.975	1:10.071
2	1:46.577	+12.733	2:56.648
3	1:34.855	+1.011	4:31.503
4	1:33.844		6:05.347
5	1:55.971	+22.127	8:01.318
6	1:52.675	+18.831	9:53.993
7	1:34.792	+0.948	1:28.785
(66) Lehtola Petri			

Lap	Lap Tm	Diff	me of Day
1	2:00.141	+25.407	3:28.208
2	1:41.021	+6.287	1:09.229
3	1:39.160	+4.426	2:48.389
4	1:44.115	+9.381	4:32.504
5	1:35.628	+0.894	3:08.132
6	1:35.526	+0.792	7:43.658
7	1:35.257	+0.523	3:18.915
8	1:34.734		3:53.649
9	1:34.887	+0.153	2:28.536
10	1:35.492	+0.758	4:04.028
(50) Järvelä Kai			
1	2:03.615	+28.674	3:57.473
2	1:38.169	+3.228	1:35.642
3	1:35.806	+0.865	3:11.448
4	1:37.250	+2.309	4:48.698
5	1:36.205	+1.264	3:24.903
6	1:36.843	+1.902	3:01.746
7	1:36.078	+1.137	3:37.824
8	1:35.190	+0.249	1:13.014
9	1:34.941		2:47.955
10	1:36.152	+1.211	4:24.107
(89) Virkki Visa-Aaro			
1	1:41.959	+4.859	1:08.058
2	1:39.174	+2.074	2:47.232
3	1:38.619	+1.519	4:25.851
4	1:38.788	+1.688	3:04.639
5	1:41.714	+4.614	7:46.353
6	1:37.100		3:23.453
7	1:37.264	+0.164	1:00.717
8	1:38.576	+1.476	2:39.293
9	1:38.600	+1.500	4:17.893
10	1:39.063	+1.963	5:56.956
(140) Tuusa Jyrki			
1	1:42.060	+2.172	1:43.913
2	1:46.266	+6.378	3:30.179
3	1:40.553	+0.665	5:10.732
4	1:39.888		3:50.620
5	1:40.448	+0.560	3:31.068
6	1:41.074	+1.186	3:12.142
7	1:40.631	+0.743	1:52.773
8	3:42.419	32.531	5:35.192
(65) Kovanen Seppo			
1	2:24.609	+44.658	3:55.495
2	1:45.859	+5.908	1:41.354
3	1:42.399	+2.448	3:23.753
4	1:41.908	+1.957	5:05.661
5	1:40.951	+1.000	3:46.612
6	1:39.951		3:26.563
7	1:40.496	+0.545	3:07.059
8	1:41.087	+1.136	1:48.146
9	1:41.106	+1.155	3:29.252
10	1:41.356	+1.405	5:10.608

Chief of Timing & Scoring

Orbits

Race Director

www.mylaps.com

Licensed to: Turun Special Cars Oy



Porsche Club Festival


Porsche Sprint Challenge NEZ

Alastaro Circuit 2,850 km

Porsche Sprint Challenge Qualification

23.8.2019 16:15

Practice started at 16:15:07



Lap	Lap Tm	Diff	me of Day
-----	--------	------	-----------

(46) Tiirmaa Oliver

1	1:27.776	+3.756	1:30.744
2	1:30.094	+6.074	1:10.838
3	1:25.603	+1.583	1:36.441
4	1:44.055	+20.035	1:20.496
5	1:30.708	+6.688	1:51.204
6	1:24.881	+0.861	1:16.085
7	1:25.152	+1.132	1:41.237
8	4:23.102	59.082	1:04.339
9	1:24.049	+0.029	1:28.388
10	1:24.020		1:52.408

(40) Haru Tommi

1	1:24.815	+0.087	1:07.414
2	1:24.728		1:32.142
3	1:25.167	+0.439	1:57.309
4	1:25.572	+0.844	1:22.881
5	1:25.112	+0.384	1:47.993

(31) Nurmi Luka

1	1:36.518	+11.532	1:33.240
2	1:24.986		1:58.226
3	1:25.537	+0.551	1:23.763
4	1:25.362	+0.376	1:49.125
5	1:25.437	+0.451	1:14.562
6	1:26.070	+1.084	1:40.632
7	1:26.351	+1.365	1:06.983
8	1:26.511	+1.525	1:33.494
9	1:28.422	+3.436	1:01.916

(41) Niemi Raimo

1	1:49.234	+23.219	1:20.806
2	1:29.428	+3.413	1:50.234
3	1:26.176	+0.161	1:16.410
4	1:26.583	+0.568	1:42.993
5	1:26.015		1:09.008
6	1:26.711	+0.696	1:35.719
7	1:27.373	+1.358	1:03.092
8	1:26.330	+0.315	1:29.422
9	1:26.171	+0.156	1:55.593
10	1:26.393	+0.378	1:21.986
11	1:26.624	+0.609	1:48.610

(95) Ollila Jari

1	1:36.849	+10.399	1:52.204
2	1:26.871	+0.421	1:19.075
3	1:26.921	+0.471	1:45.996
4	1:26.836	+0.386	1:12.832
5	1:26.710	+0.260	1:39.542
6	3:19.394	52.944	1:58.936
7	1:34.333	+7.883	1:33.269
8	1:27.943	+1.493	1:01.212
9	1:27.338	+0.888	1:28.550
10	1:26.450		1:55.000

(90) Myllykangas Pekka

1	1:45.349	+17.380	1:05.156
2	1:29.161	+1.192	1:34.317
3	1:29.253	+1.284	1:03.570
4	1:29.220	+1.251	1:32.790
5	3:11.219	43.250	1:44.009
6	1:38.808	+10.839	1:22.817
7	1:28.039	+0.070	1:50.856
8	1:27.969		1:18.825

Lap	Lap Tm	Diff	me of Day
-----	--------	------	-----------

(313) Skumik Daniel

1	1:52.455	+24.377	1:58.939
2	1:33.440	+5.362	1:32.379
3	1:28.944	+0.866	1:01.323
4	1:28.638	+0.560	1:29.961
5	1:29.524	+1.446	1:59.485
6	1:28.078		1:27.563
7	1:29.327	+1.249	1:56.890
8	1:28.366	+0.288	1:25.256
9	1:28.415	+0.337	1:53.671
10	1:30.637	+2.559	1:24.308

(99) Kangas Simo P.

1	1:40.407	+10.416	1:25.325
2	1:29.997	+0.006	1:55.322
3	1:30.405	+0.414	1:25.727
4	1:32.057	+2.066	1:57.784
5	3:24.812	54.821	1:22.596
6	1:37.403	+7.412	1:59.999
7	1:30.725	+0.734	1:30.724
8	1:32.120	+2.129	1:02.844
9	1:30.678	+0.687	1:33.522
10	1:29.991		1:03.513

(707) Thomas Gustavsson

1	1:52.582	+16.387	1:00.349
2	1:38.816	+2.621	1:39.165
3	1:40.550	+4.355	1:19.715
4	1:41.027	+4.832	1:00.742
5	1:36.195		1:36.937

Chief of Timing & Scoring

Orbits

Race Director

www.mylaps.com

Licensed to: Turun Special Cars Oy



Porsche Club Festival

Sorted on Laps

BMW Xtreme NEZ

Alastaro Circuit 2,850 km

BMW Xtreme "endurance" race

23.8.2019 17:10

Race started at 17:13:11

Pos	No.	Name	Class	aps	Diff	Total Tm	Best Tm	Make	Club
1	16	Haavisto Petri	1	25		45:47.289	1:42.305	BMW 325i (E36)	HoMK/UA
2	26	Trogen Sami-Matti	1	25	26.918	46:14.207	1:38.850	BMW 325	LvUA
3	83	Lintumäki/Kuusiniemi	1	25	34.525	46:21.814	1:43.658	BMW 325i	KEIMOLA FK-K/Hy
4	20	Tirkkonen Markus	1	25	1:02.523	46:49.812	1:45.429	BMW 325i (E36)	HyUA
5	60	Huhtala/Siekkinen	1	25	1:17.292	47:04.581	1:42.057	BMW 325i (E36)	VihUA/AL-Härmä
6	58	Hietanen/Tuupanen	1	25	1:33.532	47:20.821	1:46.351	BMW 325i (E36)	MRT ry
7	8	Koski Samu	1	25	1:34.308	47:21.597	1:45.876	BMW 325i (E36)	HRF
8	85	Welin/Welin	1	24	1 Lap	47:01.031	1:46.988	BMW 325i (E36)	XON SC
9	15	Sundström/Sundström	1	23	2 Laps	44:07.170	1:45.947	BMW 325i (E36)	KaUA
10	25	Alamäki/Jyrkiäinen	1	19	6 Laps	46:01.004	1:46.234	BMW 325	SatUA/AAU
11	37	Oja Sami	1	17	8 Laps	33:15.391	1:46.644	BMW 325i (E36)	AAU
12	7	Koskela Jani	1	5	20 Laps	9:31.908	1:46.112	BMW 325i (E36)	HyUA
13	73	Jugala Gert	1	4	21 Laps	9:00.096	1:49.792	BMW 325	est1 Racing
14	91	Eklund/Jalonen	1	1	24 Laps	1:59.585	1:57.491	BMW 325iX	EMSC
15	19	Nurminen/Salovuori	1	1	24 Laps	2:00.337	1:54.405	BMW 325i	ARH/HRF

Margin of Victory

Avg. Speed

Best Lap Tm

Best Speed

Best Lap by

26.918

93,365

1:38.850

103,794

26 - Trogen Sami-Matti

Chief of Timing & Scoring

Orbits

Race Director

www.mylaps.com

Licensed to: Turun Special Cars Oy



Porsche Club Festival

Sorted on Laps

BMW Xtreme NEZ

Alastaro Circuit 2,850 km

BMW Xtreme 1st Race

24.8.2019 14:00

Race started at 14:09:11

Pos	No.	Name	Class	aps	Diff	Total Tm	Best Tm	Make	Club
1	60	Huhtala/Siekkinen	1	14		21:13.095	1:30.161	BMW 325i (E36)	VihUA/AL-Härmä
2	16	Haavisto Petri	1	14	5.838	21:18.933	1:30.550	BMW 325i (E36)	HoMK/UA
3	20	Tirkkonen Markus	1	14	10.897	21:23.992	1:30.892	BMW 325i (E36)	HyUA
4	26	Trogen Sami-Matti	1	14	14.840	21:27.935	1:30.970	BMW 325	LvUA
5	83	Lintumäki/Kuusiniemi	1	14	20.424	21:33.519	1:31.011	BMW 325i	KEIMOLA FK-K/Hy
6	91	Eklund Kai	1	14	27.110	21:40.205	1:31.668	BMW 325iX	EMSC
7	73	Jugala Gert	1	14	33.941	21:47.036	1:32.134	BMW 325	est1 Racing
8	58	Hietanen/Tuupanen	1	14	34.184	21:47.279	1:32.005	BMW 325i (E36)	MRT ry
9	15	Sundström/Sundström	1	14	35.964	21:49.059	1:31.843	BMW 325i (E36)	KaUA
10	85	Welin Jake	1	14	59.293	22:12.388	1:33.797	BMW 325i (E36)	XON SC
11	25	Alamäki/Jyrkiäinen	1	11	3 Laps	17:25.239	1:33.584	BMW 325	SatUA/AAU
NF	19	Nurminen/Salovuori	1	5	DNF	10:34.455	1:34.214	BMW 325i	ARH/HRF
NF	37	Oja Sami	1	2	DNF	3:22.454	1:06.553	BMW 325i (E36)	AAU
NF	8	Koski Samu	1		DNF	5.620		BMW 325i (E36)	HRF
Not classified									
NS	7	Koskela Jani	1		DNS			BMW 325i (E36)	HyUA

Margin of Victory

Avg. Speed

Best Lap Tm

Best Speed

Best Lap by

5.838

112,827

1:06.553

154,163

37 - Oja Sami

Chief of Timing & Scoring

Orbits

Race Director

www.mylaps.com

Licensed to: Turun Special Cars Oy



Porsche Club Festival

Sorted on Laps

BMW Xtreme NEZ

Alastaro Circuit 2,850 km

BMW Xtreme 2nd Race

24.8.2019 15:30

Race started at 15:46:53

Pos	No.	Name	Class	aps	Diff	Total Tm	Best Tm	Make	Club
1	16	Haavisto Petri	1	14		21:14.997	1:30.130	BMW 325i (E36)	HoMK/UA
2	20	Tirkkonen Markus	1	14	4.679	21:19.676	1:30.746	BMW 325i (E36)	HyUA
3	60	Huhtala/Siekkinen	1	14	5.565	21:20.562	1:30.396	BMW 325i (E36)	VihUA/AL-Härmä
4	15	Sundström/Sundström	1	14	16.740	21:31.737	1:31.128	BMW 325i (E36)	KaUA
5	26	Trogen Sami-Matti	1	14	22.309	21:37.306	1:30.573	BMW 325	LvUA
6	25	Alamäki/Jyrkiäinen	1	14	27.169	21:42.166	1:31.882	BMW 325	SatUA/AAU
7	7	Koskela Jani	1	14	34.936	21:49.933	1:31.979	BMW 325i (E36)	HyUA
8	58	Hietanen/Tuupanen	1	14	39.333	21:54.330	1:32.108	BMW 325i (E36)	MRT ry
9	37	Oja Sami	1	14	45.139	22:00.136	1:32.716	BMW 325i (E36)	AAU
10	8	Koski Samu	1	14	55.151	22:10.148	1:33.291	BMW 325i (E36)	HRF
11	19	Nurminen/Salovuori	1	14	59.669	22:14.666	1:32.324	BMW 325i	ARH/HRF
12	73	Jugala Gert	1	13	1 Lap	21:23.068	1:31.783	BMW 325	est1 Racing
13	85	Welin/Welin	1	10	4 Laps	15:53.154	1:33.540	BMW 325i (E36)	XON SC/NuUA
14	91	Eklund/Jalonen	1	6	8 Laps	9:29.848	1:32.617	BMW 325iX	EMSC/HanUA
Not classified									
DQ	83	Lintumäki/Kuusiniemi	1	13	DQ	20:39.525	1:31.910	BMW 325i	KEIMOLA FK-K/Hy

Margin of Victory

Avg. Speed

Best Lap Tm

Best Speed

Best Lap by

4.679

112,659

1:30.130

113,836

16 - Haavisto Petri

Chief of Timing & Scoring

Orbits

Race Director

www.mylaps.com

Licensed to: Turun Special Cars Oy



Porsche Club Festival

Sorted on Laps


Porsche Sports Cup

Alastaro Circuit 2,850 km

Porsche Sports Cup 1st Race

24.8.2019 14:30

Race started at 14:42:05



Pos	No.	Name	Class	aps	Diff	Total Tm	Best Tm	Make	Club
1	91	Nilsson Peter	8C	15		22:48.768	1:30.093	Porsche 996	PCS
2	75	Väättäinen Anssi	8D	15	2.767	22:51.535	1:30.343	Porsche 944 S2	PRCF
3	81	Levänen Turo	8D	15	16.381	23:05.149	1:30.307	Porsche 944	PRCF
4	55	Saarinen Pasi	8B	15	19.462	23:08.230	1:31.323	Porsche 968 CS	JoeUA
5	88	Eliasson Hans-Allan	8B	15	20.635	23:09.403	1:31.098	Porsche 968	PCS Sweden
6	66	Lehtola Petri	8B	15	1:08.516	23:57.284	1:34.247	Porsche 944 S2	PRCF
7	50	Järvelä Kai	8B	15	1:14.971	24:03.739	1:35.155	Porsche 911 SC	PRCF
8	98	Rosendahl Per	7B	15	1:15.840	24:04.608	1:34.537		
9	58	Persson Ingemar	8B	15	1:16.387	24:05.155	1:34.992	Porsche 944	PCS
10	89	Virkki Visa-Aaro	8B	14	1 Lap	22:48.428	1:35.073	Porsche 968	PRCF
11	65	Kovanen Seppo	8B	14	1 Lap	23:42.954	1:38.730	Porsche 924 Turbo	MikUA
12	40	Tuusa Jyrki	8A	14	1 Lap	24:02.333	1:39.413	Porsche 924 S	AAU
NF	49	Sjöman Markku	8C	2	DNF	3:16.728	1:35.370	Porsche 944	

Margin of Victory

Avg. Speed

Best Lap Tm

Best Speed

Best Lap by

2.767

112,437

1:30.093

113,882

991 - Nilsson Peter

Chief of Timing & Scoring

Orbits

Race Director

www.mylaps.com

Licensed to: Turun Special Cars Oy



Porsche Club Festival

Sorted on Laps

Porsche Sports Cup

Alastaro Circuit 2,850 km

Porsche Sports Cup 2nd Race

24.8.2019 16:00

Race started at 16:22:52

Pos	No.	Name	Class	aps	Diff	Total Tm	Best Tm	Make	Club
1	55	Saarinen Pasi	8B	14		21:33.015	1:31.170	Porsche 968 CS	JoeUA
2	75	Väätäinen Anssi	8D	14	0.322	21:33.337	1:31.246	Porsche 944 S2	PRCF
3	88	Eliasson Hans-Allan	8B	14	9.765	21:42.780	1:31.677	Porsche 968	PCS Sweden
4	81	Levänen Turo	8D	14	9.976	21:42.991	1:30.926	Porsche 944	PRCF
5	98	Rosendahl Per	7B	14	27.866	22:00.881	1:32.119		
6	58	Persson Ingemar	8B	14	54.185	22:27.200	1:34.491	Porsche 944	PCS
7	89	Virkki Visa-Aaro	8B	14	1:29.513	23:02.528	1:36.515	Porsche 968	PRCF
8	65	Kovanen Seppo	8B	13	1 Lap	22:00.776	1:39.398	Porsche 924 Turbo	MikUA
9	40	Tuusa Jyrki	8A	13	1 Lap	22:20.999	1:41.397	Porsche 924 S	AAU
10	66	Lehtola Petri	8B	12	2 Laps	19:15.721	1:35.031	Porsche 944 S2	PRCF
11	49	Sjöman Markku	8C	12	2 Laps	22:54.351	1:41.662	Porsche 944	
Not classified									
NF	50	Järvelä Kai	8B	7	DNF	11:16.208	1:34.987	Porsche 911 SC	PRCF
NS	91	Nilsson Peter	8C		DNS			Porsche 996	PCS

Margin of Victory

Avg. Speed

Best Lap Tm

Best Speed

Best Lap by

0.322

111,089

1:30.926

112,839

81 - Levänen Turo

Chief of Timing & Scoring

Orbits

Race Director

www.mylaps.com

Licensed to: Turun Special Cars Oy



Porsche Club Festival

Sorted on Laps


Porsche Sprint Challenge NEZ

Alastaro Circuit 2,850 km

Porsche Sprint Challenge NEZ 1st Race

24.8.2019 10:00

Race started at 10:09:00



Pos	No.	Name	Class	aps	Diff	Total Tm	Best Tm	Make	Club
1	46	Tiirmaa Oliver	14	17		22:31.652	1:18.532	Porsche 911	est1 Racing
2	40	Haru Tommi	14	17	0.513	22:32.165	1:18.127	Porsche GT3 Cup	PRCF
3	31	Nurmi Luka	13	17	15.725	22:47.377	1:19.291	Porsche 911 GT3	PirKa
4	41	Niemi Raimo	14	17	43.608	23:15.260	1:20.787	Porsche GT3 Cup	PRCF
5	113	Skurnik Daniel	7A	17	58.878	23:30.530	1:21.954	Porsche GT3 Cup	EMSC
6	99	Kangas Simo P.	7A	17	1:16.275	23:47.927	1:22.673	Porsche 911 GT3	PRCF
7	107	Thomas Gustavsson	5C	17	1:24.917	23:56.569	1:20.604	Porsche GT3 Cup	PCS Racing Club
8	90	Myllykangas Pekka	7A	16	1 Lap	23:01.087	1:21.169	Porsche GT3 Cup	MRT ry
9	95	Ollila Jari	7A	15	2 Laps	20:32.307	1:19.584	Porsche 911 GT3 RS	PRCF

Margin of Victory

Avg. Speed

Best Lap Tm

Best Speed

Best Lap by

0.513

129,042

1:18.127

131,325

40 - Haru Tommi

Chief of Timing & Scoring

Orbits

Race Director

www.mylaps.com

Licensed to: Turun Special Cars Oy



Porsche Club Festival

Sorted on Laps


Porsche Sprint Challenge NEZ

Alastaro Circuit 2,850 km

Porsche Sprint Challenge NEZ 2nd Race

24.8.2019 13:00

Race started at 12:59:14



Pos	No.	Name	Class	aps	Diff	Total Tm	Best Tm	Make	Club
1	46	Tiirmaa Oliver	14	16		21:21.580	1:18.797	Porsche 911	est1 Racing
2	31	Nurmi Luka	13	16	6.141	21:27.721	1:19.142	Porsche 911 GT3	PirKa
3	40	Haru Tommi	14	16	6.414	21:27.994	1:18.355	Porsche GT3 Cup	PRCF
4	41	Niemi Raimo	14	16	28.409	21:49.989	1:20.091	Porsche GT3 Cup	PRCF
5	90	Myllykangas Pekka	7A	16	33.184	21:54.764	1:20.966	Porsche GT3 Cup	MRT ry
6	113	Skurnik Daniel	7A	16	46.187	22:07.767	1:21.285	Porsche GT3 Cup	EMSC
7	107	Thomas Gustavsson	5C	15	1 Lap	21:34.060	1:23.635	Porsche GT3 Cup	PCS Racing Club
NF	95	Ollila Jari	7A		DNF	1.529		Porsche 911 GT3	PRCF

Margin of Victory	Avg. Speed	Best Lap Tm	Best Speed	Best Lap by
6.141	128,092	1:18.355	130,943	40 - Haru Tommi

Chief of Timing & Scoring

Orbits

Race Director

www.mylaps.com

Licensed to: Turun Special Cars Oy



Porsche Club Festival

Sorted on Laps


Porsche Sprint Challenge NEZ

Alastaro Circuit 2,850 km

Porsche Sprint Challenge NEZ 3rd Race

24.8.2019 16:30

Race started at 16:55:00



Pos	No.	Name	Class	aps	Diff	Total Tm	Best Tm	Make	Club
1	40	Haru Tommi	14	17		22:36.234	1:18.804	Porsche GT3 Cup	PRCF
2	46	Tiirmaa Oliver	14	17	0.730	22:36.964	1:18.924	Porsche 911	est1 Racing
3	31	Nurmi Luka	13	17	9.069	22:45.303	1:19.723	Porsche 911 GT3	PirKa
4	41	Niemi Raimo	14	17	31.839	23:08.073	1:21.050	Porsche GT3 Cup	PRCF
5	90	Myllykangas Pekka	7A	17	36.962	23:13.196	1:20.970	Porsche GT3 Cup	MRT ry
6	95	Ollila Jari	7A	17	47.918	23:24.152	1:21.454	Porsche 911 GT3	PRCF
7	707	Thomas Gustavsson	5C	15	2 Laps	21:52.531	1:23.307	Porsche GT3 Cup	PCS Racing Club

Not classified

NS	113	Skurnik Daniel	7A		DNS			Porsche GT3 Cup	EMSC
----	-----	----------------	----	--	-----	--	--	-----------------	------

Margin of Victory	Avg. Speed	Best Lap Tm	Best Speed	Best Lap by
0.730	128,606	1:18.804	130,196	40 - Haru Tommi

Chief of Timing & Scoring

Orbits

Race Director

www.mylaps.com

Licensed to: Turun Special Cars Oy



Porsche Club Festival

BMW Xtreme NEZ

Alastaro Circuit 2,850 km

BMW Xtreme "endurance" race

23.8.2019 17:10

Race started at 17:13:11

Lap	Lap Tm	Diff	me of Day	Lap	Lap Tm	Diff	me of Day	Lap	Lap Tm	Diff	me of Day
(16) Haavisto Petri				11	1:48.289	+4.631	1:01.579	23	1:53.513	+11.456	1:28.360
1	1:50.212	+7.907	1:06.348	12	1:46.884	+3.226	1:48.463	24	1:52.416	+10.359	1:20.776
2	1:42.744	+0.439	1:49.092	13	3:16.956	33.298	1:05.419	25	1:55.063	+13.006	1:15.839
3	1:42.305		1:31.397	14	1:52.684	+9.026	1:58.103	(58) Hietanen/Tuupanen			
4	1:49.985	+7.680	1:21.382	15	1:47.336	+3.678	1:45.439	1	1:49.640	+3.289	1:06.327
5	1:46.974	+4.669	1:08.356	16	1:45.811	+2.153	1:31.250	2	1:52.626	+6.275	1:58.953
6	1:48.172	+5.867	1:56.528	17	1:44.262	+0.604	1:15.512	3	1:48.226	+1.875	1:47.179
7	1:51.868	+9.563	1:48.396	18	1:45.041	+1.383	1:00.553	4	1:49.221	+2.870	1:36.400
8	1:50.428	+8.123	1:38.824	19	1:44.002	+0.344	1:44.555	5	1:48.241	+1.890	1:24.641
9	1:48.016	+5.711	1:26.840	20	1:45.918	+2.260	1:30.473	6	1:51.377	+5.026	1:16.018
10	1:47.570	+5.265	1:14.410	21	1:54.644	+10.986	2:25.117	7	1:53.504	+7.153	1:09.522
11	3:16.116	33.811	1:30.526	22	1:47.683	+4.025	1:12.800	8	1:51.794	+5.443	1:01.316
12	1:50.437	+8.132	1:20.963	23	1:46.970	+3.312	1:59.770	9	1:50.596	+4.245	1:51.912
13	1:45.441	+3.136	1:06.404	24	1:46.169	+2.511	1:45.939	10	1:47.654	+1.303	1:39.566
14	1:44.216	+1.911	1:50.620	25	1:47.133	+3.475	1:33.072	11	3:08.896	22.545	1:48.462
15	1:43.097	+0.792	1:33.717	(20) Tirkkonen Markus				12	2:11.188	+24.837	1:59.650
16	1:43.210	+0.905	1:16.927	1	1:51.071	+5.642	1:06.675	13	1:49.732	+3.381	1:49.382
17	1:42.932	+0.627	1:59.859	2	1:46.237	+0.808	1:52.912	14	1:47.773	+1.422	1:37.155
18	1:43.588	+1.283	1:43.447	3	1:46.445	+1.016	1:39.357	15	1:48.192	+1.841	1:25.347
19	1:43.524	+1.219	1:26.971	4	1:46.298	+0.869	1:25.655	16	1:48.373	+2.022	1:13.720
20	1:43.986	+1.681	1:10.957	5	1:47.353	+1.924	1:13.008	17	1:47.012	+0.661	1:00.732
21	1:46.233	+3.928	1:57.190	6	1:51.072	+5.643	1:04.080	18	1:46.351		1:47.083
22	1:46.367	+4.062	1:43.557	7	1:58.866	+13.437	1:02.946	19	1:47.586	+1.235	1:34.669
23	1:45.256	+2.951	1:28.813	8	1:53.109	+7.680	1:56.055	20	1:49.267	+2.916	1:23.936
24	1:45.196	+2.891	1:14.009	9	1:51.969	+6.540	1:48.024	21	1:50.231	+3.880	1:14.167
25	1:44.538	+2.233	1:58.547	10	1:49.298	+3.869	1:37.322	22	1:49.765	+3.414	1:03.932
(26) Trogen Sami-Matti				11	3:10.973	25.544	1:48.295	23	1:50.447	+4.096	1:54.379
1	1:52.035	+13.185	1:08.371	12	2:03.308	+17.879	1:51.603	24	1:48.483	+2.132	1:42.862
2	1:45.523	+6.673	1:53.894	13	1:47.631	+2.202	1:39.234	25	1:49.217	+2.866	1:32.079
3	1:45.899	+7.049	1:39.793	14	1:46.266	+0.837	1:25.500	(8) Koski Samu			
4	1:46.428	+7.578	1:26.221	15	1:46.146	+0.717	2:11.646	1	1:53.948	+8.072	1:11.833
5	1:47.633	+8.783	1:13.854	16	1:45.694	+0.265	1:57.340	2	1:47.742	+1.866	1:59.575
6	1:52.057	+13.207	1:05.911	17	1:45.429		1:42.769	3	1:48.363	+2.487	1:47.938
7	1:51.308	+12.458	1:57.219	18	1:45.518	+0.089	1:28.287	4	1:46.510	+0.634	1:34.448
8	1:50.004	+11.154	1:47.223	19	1:46.612	+1.183	1:14.899	5	1:46.475	+0.599	1:20.923
9	1:48.521	+9.671	1:35.744	20	1:47.289	+1.860	1:02.188	6	1:49.484	+3.608	1:10.407
10	1:48.162	+9.312	1:23.906	21	1:47.295	+1.866	1:49.483	7	1:51.438	+5.562	1:01.845
11	3:36.448	57.598	1:00.354	22	1:47.361	+1.932	1:36.844	8	1:50.146	+4.270	1:51.991
12	1:38.850		1:39.204	23	1:47.673	+2.244	1:24.517	9	1:48.436	+2.560	1:40.427
13	1:47.622	+8.772	1:26.826	24	1:48.756	+3.327	1:13.273	10	1:51.825	+5.949	1:32.252
14	1:44.416	+5.566	1:11.242	25	1:47.797	+2.368	1:01.070	11	3:16.042	30.166	1:48.294
15	1:43.600	+4.750	1:54.842	(60) Huhtala/Siekkinen				12	1:59.660	+13.784	1:47.954
16	1:43.367	+4.517	1:38.209	1	1:49.720	+7.663	1:05.221	13	1:50.599	+4.723	1:38.553
17	1:43.433	+4.583	1:21.642	2	1:43.053	+0.996	1:48.274	14	2:02.958	+17.082	1:41.511
18	1:43.752	+4.902	1:05.394	3	1:42.057		1:30.331	15	1:48.136	+2.260	1:29.647
19	1:43.198	+4.348	1:48.592	4	1:43.716	+1.659	1:14.047	16	1:46.769	+0.893	1:16.416
20	1:44.441	+5.591	1:33.033	5	1:44.280	+2.223	1:58.327	17	1:46.765	+0.889	1:03.181
21	1:46.692	+7.842	1:19.725	6	1:48.844	+6.787	1:47.171	18	1:45.876		1:49.057
22	1:46.820	+7.970	1:06.545	7	1:51.014	+8.957	1:38.185	19	1:46.736	+0.860	1:35.793
23	1:47.530	+8.680	1:54.075	8	1:49.944	+7.887	1:28.129	20	1:49.123	+3.247	1:24.916
24	1:46.557	+7.707	1:40.632	9	1:48.598	+6.541	1:16.727	21	1:56.327	+10.451	1:21.243
25	1:44.833	+5.983	1:25.465	10	1:48.121	+6.064	1:04.848	22	1:48.383	+2.507	1:09.626
(83) Lintumäki/Kuusiniemi				11	1:48.241	+6.184	1:53.089	23	1:48.256	+2.380	1:57.882
1	1:46.404	+2.746	1:00.872	12	1:47.261	+5.204	1:40.350	24	1:46.834	+0.958	1:44.716
2	1:44.018	+0.360	1:44.890	13	3:17.637	35.580	1:57.987	25	1:48.139	+2.263	1:32.855
3	1:43.658		1:28.548	14	1:56.217	+14.160	1:54.204	(85) Welin/Welin			
4	1:45.674	+2.016	1:14.222	15	1:49.635	+7.578	1:43.839	1	1:55.631	+8.643	1:13.727
5	1:45.751	+2.093	1:59.973	16	1:48.373	+6.316	1:32.212	2	1:50.120	+3.132	1:03.847
6	1:55.584	+11.926	1:55.557	17	1:49.234	+7.177	1:21.446	3	1:48.687	+1.699	1:52.534
7	1:50.816	+7.158	1:46.373	18	1:51.224	+9.167	1:12.670	4	1:50.407	+3.419	1:42.941
8	1:49.593	+5.935	1:35.966	19	1:50.317	+8.260	1:02.987	5	1:51.400	+4.412	1:34.341
9	1:49.057	+5.399	1:25.023	20	1:49.904	+7.847	1:52.891	6	1:54.586	+7.598	1:28.927
10	1:48.267	+4.609	1:13.290	21	1:50.120	+8.063	2:43.011	7	1:55.464	+8.476	1:24.391
				22	1:51.836	+9.779	1:34.847				

Chief of Timing & Scoring

Orbits

Race Director

www.mylaps.com

Licensed to: Turun Special Cars Oy



Porsche Club Festival


BMW Xtreme NEZ

Alastaro Circuit 2,850 km

BMW Xtreme "endurance" race

23.8.2019 17:10

Race started at 17:13:11



Lap	Lap Tm	Diff	me of Day
8	1:53.607	+6.619	:17.998
9	1:52.105	+5.117	:10.103
10	1:52.302	+5.314	:02.405
11	4:21.970	34.982	:24.375
12	2:02.866	+15.878	:27.241
13	1:48.991	+2.003	:16.232
14	1:48.186	+1.198	:04.418
15	1:48.278	+1.290	:52.696
16	1:47.424	+0.436	:40.120
17	1:46.988		:27.108
18	1:47.452	+0.464	:14.560
19	1:50.159	+3.171	:04.719
20	1:51.199	+4.211	:55.918
21	1:48.891	+1.903	:44.809
22	1:50.150	+3.162	:34.959
23	1:48.176	+1.188	:23.135
24	1:49.154	+2.166	:12.289

(15) Sundström/Sundström

1	1:52.797	+6.850	:09.185
2	1:50.648	+4.701	:59.833
3	1:48.704	+2.757	:48.537
4	1:48.578	+2.631	:37.115
5	1:50.577	+4.630	:27.692
6	1:53.304	+7.357	:20.996
7	2:05.360	+19.413	:26.356
8	1:53.764	+7.817	:20.120
9	1:52.155	+6.208	:12.275
10	1:51.303	+5.356	:03.578
11	1:52.206	+6.259	:55.784
12	3:24.556	38.609	:20.340
13	1:53.709	+7.762	:14.049
14	1:48.720	+2.773	:02.769
15	1:47.709	+1.762	:50.478
16	1:46.253	+0.306	:36.731
17	1:46.970	+1.023	:23.701
18	1:45.947		:09.648
19	1:48.469	+2.522	:58.117
20	1:50.198	+4.251	:48.315
21	1:49.303	+3.356	:37.618
22	1:52.398	+6.451	:30.016
23	1:48.412	+2.465	:18.428

(25) Alamäki/Jyrkiäinen

1	1:52.527	+6.293	:10.035
2	1:48.715	+2.481	:58.750
3	1:46.401	+0.167	:45.151
4	1:46.699	+0.465	:31.850
5	5:48.540	02.306	:20.390
6	2:04.351	+18.117	:24.741
7	8:02.106	15.872	:26.847
8	2:01.929	+15.695	:28.776
9	1:49.954	+3.720	:18.730
10	1:48.621	+2.387	:07.351
11	1:47.097	+0.863	:54.448
12	1:46.891	+0.657	:41.339
13	1:49.114	+2.880	:30.453
14	1:46.234		:16.687
15	1:48.667	+2.433	:05.354
16	1:47.464	+1.230	:52.818
17	1:48.944	+2.710	:41.762
18	2:41.124	+54.890	:22.886
19	1:49.376	+3.142	:12.262

(37) Oja Sami

1	1:54.855	+8.211	:12.255
---	----------	--------	---------

Lap	Lap Tm	Diff	me of Day
2	1:49.670	+3.026	:01.925
3	1:49.871	+3.227	:51.796
4	1:48.811	+2.167	:40.607
5	1:51.133	+4.489	:31.740
6	1:53.672	+7.028	:25.412
7	2:00.022	+13.378	:25.434
8	1:54.026	+7.382	:19.460
9	1:55.016	+8.372	:14.476
10	1:51.582	+4.938	:06.058
11	1:51.220	+4.576	:57.278
12	3:21.936	35.292	:19.214
13	1:54.240	+7.596	:13.454
14	1:49.537	+2.893	:02.991
15	1:48.782	+2.138	:51.773
16	1:48.232	+1.588	:40.005
17	1:46.644		:26.649

(7) Koskela Jani

1	1:51.618	+5.506	:05.603
2	1:46.112		:51.715
3	1:46.204	+0.092	:37.919
4	1:46.172	+0.060	:24.091
5	2:19.075	+32.963	:43.166

(73) Jugala Gert

1	2:02.432	+12.640	:17.333
2	3:06.163	16.371	:23.496
3	1:58.066	+8.274	:21.562
4	1:49.792		:11.354

(91) Eklund/Jalonen

1	1:57.491		:10.843
---	-----------------	--	---------

(19) Nurminen/Salovuori

1	1:54.405		:11.595
---	-----------------	--	---------



Porsche Club Festival


BMW Xtreme NEZ

Alastaro Circuit 2,850 km

BMW Xtreme 1st Race

24.8.2019 14:00

Race started at 14:09:11



Lap	Lap Tm	Diff	me of Day
(60) Huhtala/Siekkinen			
1	1:33.633	+3.472	1:47.598
2	1:30.386	+0.225	1:17.984
3	1:30.948	+0.787	1:48.932
4	1:30.507	+0.346	1:19.439
5	1:30.161		1:49.600
6	1:30.682	+0.521	1:20.282
7	1:30.198	+0.037	1:50.480
8	1:30.945	+0.784	1:21.425
9	1:30.634	+0.473	1:52.059
10	1:30.438	+0.277	1:22.497
11	1:30.499	+0.338	1:52.996
12	1:30.609	+0.448	1:23.605
13	1:31.023	+0.862	1:54.628
14	1:30.458	+0.297	1:25.086

Lap	Lap Tm	Diff	me of Day
(16) Haavisto Petri			
1	1:34.039	+3.489	1:48.612
2	1:31.634	+1.084	1:20.246
3	1:30.997	+0.447	1:51.243
4	1:30.550		1:21.793
5	1:30.777	+0.227	1:52.570
6	1:30.886	+0.336	1:23.456
7	1:31.083	+0.533	1:54.539
8	1:30.924	+0.374	1:25.463
9	1:30.860	+0.310	1:56.323
10	1:30.766	+0.216	1:27.089
11	1:30.628	+0.078	1:57.717
12	1:30.987	+0.437	1:28.704
13	1:30.980	+0.430	1:59.684
14	1:31.240	+0.690	1:30.924

Lap	Lap Tm	Diff	me of Day
(20) Tirkkonen Markus			
1	1:34.442	+3.550	1:49.688
2	1:31.077	+0.185	1:20.765
3	1:31.231	+0.339	1:51.996
4	1:31.198	+0.306	1:23.194
5	1:31.116	+0.224	1:54.310
6	1:31.421	+0.529	1:25.731
7	1:31.698	+0.806	1:57.429
8	1:31.117	+0.225	1:28.546
9	1:31.225	+0.333	1:59.771
10	1:31.131	+0.239	1:30.902
11	1:30.892		1:01.794
12	1:31.436	+0.544	1:33.230
13	1:31.283	+0.391	1:04.513
14	1:31.470	+0.578	1:35.983

Lap	Lap Tm	Diff	me of Day
(26) Trogen Sami-Matti			
1	1:36.187	+5.217	1:50.659
2	1:31.002	+0.032	1:21.661
3	1:31.148	+0.178	1:52.809
4	1:30.970		1:23.779
5	1:31.159	+0.189	1:54.938
6	1:31.380	+0.410	1:26.318
7	1:32.020	+1.050	1:58.338
8	1:31.384	+0.414	1:29.722
9	1:31.451	+0.481	1:01.173
10	1:31.288	+0.318	1:32.461
11	1:31.678	+0.708	1:04.139
12	1:32.427	+1.457	1:36.566
13	1:32.020	+1.050	1:08.586
14	1:31.340	+0.370	1:39.926

Lap	Lap Tm	Diff	me of Day
(83) Lintumäki/Kuusiniemi			

Lap	Lap Tm	Diff	me of Day
1	1:33.295	+2.284	1:48.820
2	1:31.062	+0.051	1:19.882
3	1:31.767	+0.756	1:51.649
4	1:31.011		1:22.660
5	1:31.271	+0.260	1:53.931
6	1:31.515	+0.504	1:25.446
7	1:32.592	+1.581	1:58.038
8	1:31.346	+0.335	1:29.384
9	1:31.465	+0.454	1:00.849
10	1:31.213	+0.202	1:32.062
11	1:31.855	+0.844	1:03.917
12	1:32.418	+1.407	1:36.335
13	1:31.653	+0.642	1:07.988
14	1:32.522	+1.511	1:40.510

Lap	Lap Tm	Diff	me of Day
(91) Eklund Kai			
1	1:39.065	+7.397	1:55.250
2	1:31.668		1:26.918
3	1:31.903	+0.235	1:58.821
4	1:32.978	+1.310	1:31.799
5	1:32.001	+0.333	1:03.800
6	1:32.063	+0.395	1:35.863
7	1:32.176	+0.508	1:08.039
8	1:32.122	+0.454	1:40.161
9	1:31.815	+0.147	1:11.976
10	1:32.180	+0.512	1:44.156
11	1:32.330	+0.662	1:16.486
12	1:31.851	+0.183	1:48.337
13	1:32.072	+0.404	1:20.409
14	1:31.787	+0.119	1:52.196

Lap	Lap Tm	Diff	me of Day
(73) Jugala Gert			
1	1:35.402	+3.268	1:51.500
2	1:32.276	+0.142	1:23.776
3	1:33.993	+1.859	1:57.769
4	1:32.335	+0.201	1:30.104
5	1:32.376	+0.242	1:02.480
6	1:32.837	+0.703	1:35.317
7	1:32.134		1:07.451
8	1:34.343	+2.209	1:41.794
9	1:32.445	+0.311	1:14.239
10	1:32.330	+0.196	1:46.569
11	1:32.956	+0.822	1:19.525
12	1:32.381	+0.247	1:51.906
13	1:32.691	+0.557	1:24.597
14	1:34.430	+2.296	1:59.027

Lap	Lap Tm	Diff	me of Day
(58) Hietanen/Tuupanen			
1	1:35.285	+3.280	1:52.320
2	1:32.005		1:24.325
3	1:33.774	+1.769	1:58.099
4	1:33.250	+1.245	1:31.349
5	1:32.179	+0.174	1:03.528
6	1:32.933	+0.928	1:36.461
7	1:32.305	+0.300	1:08.766
8	1:33.328	+1.323	1:42.094
9	1:32.598	+0.593	1:14.692
10	1:32.318	+0.313	1:47.010
11	1:33.185	+1.180	1:20.195
12	1:32.152	+0.147	1:52.347
13	1:32.520	+0.515	1:24.867
14	1:34.403	+2.398	1:59.270

Lap	Lap Tm	Diff	me of Day
(15) Sundström/Sundström			
1	1:38.625	+6.782	1:56.042
2	1:32.073	+0.230	1:28.115

Lap	Lap Tm	Diff	me of Day
3	1:31.877	+0.034	1:59.992
4	1:32.558	+0.715	1:32.550
5	1:31.843		1:04.393
6	1:32.541	+0.698	1:36.934
7	1:32.882	+1.039	1:09.816
8	1:33.061	+1.218	1:42.877
9	1:32.530	+0.687	1:15.407
10	1:32.554	+0.711	1:47.961
11	1:32.919	+1.076	1:20.880
12	1:33.748	+1.905	1:54.628
13	1:33.134	+1.291	1:27.762
14	1:33.288	+1.445	1:01.050

Lap	Lap Tm	Diff	me of Day
(85) Welin Jake			
1	1:38.001	+4.204	1:56.668
2	1:33.797		1:30.465
3	1:34.393	+0.596	1:04.858
4	1:34.478	+0.681	1:39.336
5	1:34.891	+1.094	1:14.227
6	1:34.893	+1.096	1:49.120
7	1:34.025	+0.228	1:23.145
8	1:34.117	+0.320	1:57.262
9	1:34.241	+0.444	1:31.503
10	1:34.292	+0.495	1:05.795
11	1:34.155	+0.358	1:39.950
12	1:35.162	+1.365	1:15.112
13	1:34.366	+0.569	1:49.478
14	1:34.901	+1.104	1:24.379

Lap	Lap Tm	Diff	me of Day
(25) Alamäki/Jyrkiäinen			
1	1:37.737	+4.153	1:55.697
2	1:33.584		1:29.281
3	1:33.790	+0.206	1:03.071
4	1:33.945	+0.361	1:37.016
5	1:33.820	+0.236	1:10.836
6	1:33.884	+0.300	1:44.720
7	1:34.337	+0.753	1:19.057
8	1:34.389	+0.805	1:53.446
9	1:34.941	+1.357	1:28.387
10	1:34.160	+0.576	1:02.547
11	1:34.683	+1.099	1:37.230

Lap	Lap Tm	Diff	me of Day
(19) Nurminen/Salovuori			
1	1:39.771	+5.557	1:57.138
2	1:35.018	+0.804	1:32.156
3	1:34.769	+0.555	1:06.925
4	1:34.214		1:41.139
5	4:05.307	31.093	1:46.446

Lap	Lap Tm	Diff	me of Day
(37) Oja Sami			
1	1:06.553		1:00.446
2	1:33.999	+27.446	1:34.445

Chief of Timing & Scoring

Orbits

Race Director

www.mylaps.com

Licensed to: Turun Special Cars Oy



Porsche Club Festival


BMW Xtreme NEZ

Alastaro Circuit 2,850 km

BMW Xtreme 2nd Race

24.8.2019 15:30

Race started at 15:46:53



Lap Lap Tm Diff me of Day

(16) Haavisto Petri

1	1:32.953	+2.823	1:28.895
2	1:30.130		1:59.025
3	1:30.399	+0.269	1:29.424
4	1:30.687	+0.557	1:30.111
5	1:30.562	+0.432	1:30.673
6	1:30.559	+0.429	1:01.232
7	1:30.787	+0.657	1:32.019
8	1:30.765	+0.635	1:02.784
9	1:30.745	+0.615	1:33.529
10	1:30.559	+0.429	1:04.088
11	1:30.475	+0.345	1:34.563
12	1:30.836	+0.706	1:05.399
13	1:31.192	+1.062	1:36.591
14	1:32.284	+2.154	1:08.875

(20) Tirkkonen Markus

1	1:34.412	+3.666	1:30.077
2	1:30.799	+0.053	1:00.876
3	1:30.758	+0.012	1:31.634
4	1:30.951	+0.205	1:02.585
5	1:30.746		1:33.331
6	1:30.964	+0.218	1:04.295
7	1:31.479	+0.733	1:35.774
8	1:31.285	+0.539	1:07.059
9	1:31.014	+0.268	1:38.073
10	1:30.776	+0.030	1:08.849
11	1:31.072	+0.326	1:39.921
12	1:30.918	+0.172	1:10.839
13	1:31.120	+0.374	1:41.959
14	1:31.595	+0.849	1:13.554

(60) Huhtala/Siekkinen

1	1:33.863	+3.467	1:30.562
2	1:31.117	+0.721	1:01.679
3	1:31.103	+0.707	1:32.782
4	1:31.344	+0.948	1:04.126
5	1:31.182	+0.786	1:35.308
6	1:31.294	+0.898	1:06.602
7	1:31.020	+0.624	1:37.622
8	1:31.084	+0.688	1:08.706
9	1:31.061	+0.665	1:39.767
10	1:31.178	+0.782	1:10.945
11	1:30.881	+0.485	1:41.826
12	1:30.940	+0.544	1:12.766
13	1:30.396		1:43.162
14	1:31.278	+0.882	1:14.440

(15) Sundström/Sundström

1	1:35.614	+4.486	1:33.107
2	1:32.946	+1.818	1:06.053
3	1:31.128		1:37.181
4	1:31.354	+0.226	1:08.535
5	1:31.447	+0.319	1:39.982
6	1:31.609	+0.481	1:11.591
7	1:31.951	+0.823	1:43.542
8	1:31.614	+0.486	1:15.156
9	1:31.771	+0.643	1:46.927
10	1:31.839	+0.711	1:18.766
11	1:31.754	+0.626	1:50.520
12	1:31.576	+0.448	1:22.096
13	1:31.753	+0.625	1:53.849
14	1:31.766	+0.638	1:25.615

(26) Trogen Sami-Matti

Lap Lap Tm Diff me of Day

1	1:46.070	+15.497	1:42.694
2	1:30.639	+0.066	1:13.333
3	1:33.641	+3.068	1:46.974
4	1:31.159	+0.586	1:18.133
5	1:32.928	+2.355	1:51.061
6	1:31.908	+1.335	1:22.969
7	1:31.806	+1.233	1:54.775
8	1:30.946	+0.373	1:25.721
9	1:31.702	+1.129	1:57.423
10	1:30.641	+0.068	1:28.064
11	1:31.049	+0.476	1:59.113
12	1:30.834	+0.261	1:29.947
13	1:30.664	+0.091	1:00.611
14	1:30.573		1:31.184

(25) Alamäki/Jyrkiäinen

1	1:36.921	+5.039	1:35.460
2	1:33.092	+1.210	1:08.552
3	1:33.388	+1.506	1:41.940
4	1:31.996	+0.114	1:13.936
5	1:32.079	+0.197	1:46.015
6	1:32.163	+0.281	1:18.178
7	1:32.525	+0.643	1:50.703
8	1:32.584	+0.702	1:23.287
9	1:32.011	+0.129	1:55.298
10	1:31.882		1:27.180
11	1:32.873	+0.991	1:00.053
12	1:32.012	+0.130	1:32.065
13	1:32.032	+0.150	1:04.097
14	1:31.947	+0.065	1:36.044

(7) Koskela Jani

1	1:38.554	+6.575	1:36.601
2	1:32.306	+0.327	1:08.907
3	1:34.546	+2.567	1:43.453
4	1:32.224	+0.245	1:15.677
5	1:32.776	+0.797	1:48.453
6	1:32.020	+0.041	1:20.473
7	1:31.979		1:52.452
8	1:32.357	+0.378	1:24.809
9	1:33.244	+1.265	1:58.053
10	1:32.621	+0.642	1:30.674
11	1:34.655	+2.676	1:05.329
12	1:32.697	+0.718	1:38.026
13	1:32.811	+0.832	1:10.837
14	1:32.974	+0.995	1:43.811

(58) Hietanen/Tuupanen

1	1:38.324	+6.216	1:37.832
2	1:33.125	+1.017	1:10.957
3	1:34.685	+2.577	1:45.642
4	1:33.485	+1.377	1:19.127
5	1:33.575	+1.467	1:52.702
6	1:32.896	+0.788	1:25.598
7	1:34.153	+2.045	1:59.751
8	1:33.413	+1.305	1:33.164
9	1:32.108		1:05.272
10	1:32.682	+0.574	1:37.954
11	1:32.866	+0.758	1:10.820
12	1:32.587	+0.479	1:43.407
13	1:32.266	+0.158	1:15.673
14	1:32.535	+0.427	1:48.208

(37) Oja Sami

1	1:37.243	+4.527	1:36.379
2	1:33.720	+1.004	1:10.099

Lap Lap Tm Diff me of Day

3	1:33.961	+1.245	1:44.060
4	1:33.228	+0.512	1:17.288
5	1:34.989	+2.273	1:52.277
6	1:32.730	+0.014	1:25.007
7	1:35.877	+3.161	1:00.884
8	1:33.054	+0.338	1:33.938
9	1:33.673	+0.957	1:07.611
10	1:32.716		1:40.327
11	1:33.131	+0.415	1:13.458
12	1:32.845	+0.129	1:46.303
13	1:33.580	+0.864	1:19.883
14	1:34.131	+1.415	1:54.014

(8) Koski Samu

1	1:39.099	+5.808	1:39.218
2	1:34.808	+1.517	1:14.026
3	1:34.633	+1.342	1:48.659
4	1:33.899	+0.608	1:22.558
5	1:34.694	+1.403	1:57.252
6	1:34.174	+0.883	1:31.426
7	1:34.599	+1.308	1:06.025
8	1:34.033	+0.742	1:40.058
9	1:34.161	+0.870	1:14.219
10	1:33.291		1:47.510
11	1:34.627	+1.336	1:22.137
12	1:33.603	+0.312	1:55.740
13	1:34.178	+0.887	1:29.918
14	1:34.108	+0.817	1:04.026

(19) Nurminen/Salovuori

1	1:36.533	+4.209	1:35.245
2	1:33.361	+1.037	1:08.606
3	1:34.462	+2.138	1:43.068
4	1:32.324		1:15.392
5	1:34.427	+2.103	1:49.819
6	1:32.813	+0.489	1:22.632
7	1:51.330	+19.006	1:13.962
8	1:33.826	+1.502	1:47.788
9	1:34.265	+1.941	1:22.053
10	1:33.617	+1.293	1:55.670
11	1:33.848	+1.524	1:29.518
12	1:32.975	+0.651	1:02.493
13	1:32.805	+0.481	1:35.298
14	1:33.246	+0.922	1:08.544

(83) Lintumäki/Kuusiniemi

1	1:36.293	+4.383	1:34.635
2	1:32.337	+0.427	1:06.972
3	1:37.779	+5.869	1:44.751
4	1:32.189	+0.279	1:16.940
5	1:33.096	+1.186	1:50.036
6	1:32.752	+0.842	1:22.788
7	1:32.681	+0.771	1:55.469
8	1:31.987	+0.077	1:27.456
9	1:32.194	+0.284	1:59.650
10	1:31.910		1:31.560
11	1:32.771	+0.861	1:04.331
12	1:32.447	+0.537	1:36.778
13	1:51.625	+19.715	1:28.403

(73) Jugala Gert

1	1:35.413	+3.630	1:32.580
2	1:34.037	+2.254	1:06.617
3	1:45.412	+13.629	1:52.029
4	1:32.527	+0.744	1:24.556
5	1:32.095	+0.312	1:56.651

Chief of Timing & Scoring

Orbits

Race Director

www.mylaps.com

Licensed to: Turun Special Cars Oy



Porsche Club Festival


BMW Xtreme NEZ

Alastaro Circuit 2,850 km

BMW Xtreme 2nd Race

24.8.2019 15:30

Race started at 15:46:53



Lap	Lap Tm	Diff	me of Day	Lap	Lap Tm	Diff	me of Day	Lap	Lap Tm	Diff	me of Day
6	1:31.783		3:28.434								
7	1:33.008	+1.225	3:01.442								
8	1:41.138	+9.355	3:42.580								
9	1:32.526	+0.743	1:15.106								
10	1:54.104	+22.321	3:09.210								
11	1:59.149	+27.366	3:08.359								
12	1:32.605	+0.822	3:40.964								
13	1:35.982	+4.199	3:16.946								
(85) Welin/Welin											
1	1:38.797	+5.257	3:38.755								
2	1:33.695	+0.155	3:12.450								
3	1:34.395	+0.855	1:46.845								
4	1:33.679	+0.139	3:20.524								
5	1:33.807	+0.267	1:54.331								
6	1:33.540		3:27.871								
7	1:37.055	+3.515	3:04.926								
8	1:34.399	+0.859	3:39.325								
9	1:33.961	+0.421	1:13.286								
10	1:33.746	+0.206	3:47.032								
(91) Eklund/Jalonen											
1	1:38.799	+6.182	3:37.035								
2	1:34.261	+1.644	0:11.296								
3	1:33.655	+1.038	1:44.951								
4	1:32.617		3:17.568								
5	1:33.031	+0.414	1:50.599								
6	1:33.127	+0.510	3:23.726								

Chief of Timing & Scoring

Orbits

Race Director

www.mylaps.com

Licensed to: Turun Special Cars Oy



Porsche Club Festival

Porsche Sports Cup

Alastaro Circuit 2,850 km

Porsche Sports Cup 1st Race

24.8.2019 14:30

Race started at 14:42:05

Lap	Lap Tm	Diff	me of Day
(991) Nilsson Peter			
1	1:32.216	+2.123	1:40.032
2	1:30.193	+0.100	1:10.225
3	1:30.093		1:40.318
4	1:31.345	+1.252	1:11.663
5	1:31.895	+1.802	1:43.558
6	1:30.781	+0.688	1:14.339
7	1:30.157	+0.064	1:44.496
8	1:30.134	+0.041	1:14.630
9	1:30.154	+0.061	1:44.784
10	1:30.232	+0.139	1:15.016
11	1:31.933	+1.840	1:46.949
12	1:30.883	+0.790	1:17.832
13	1:31.828	+1.735	1:49.660
14	1:31.687	+1.594	1:21.347
15	1:32.861	+2.768	1:54.208

Lap	Lap Tm	Diff	me of Day
(75) Väättäin Anssi			
1	1:33.289	+2.946	1:41.310
2	1:30.682	+0.339	1:11.992
3	1:30.954	+0.611	1:42.946
4	1:30.830	+0.487	1:13.776
5	1:31.122	+0.779	1:44.898
6	1:30.343		1:15.241
7	1:31.039	+0.696	1:46.280
8	1:30.824	+0.481	1:17.104
9	1:31.091	+0.748	1:48.195
10	1:31.639	+1.296	1:19.834
11	1:32.176	+1.833	1:52.010
12	1:31.116	+0.773	1:23.126
13	1:31.169	+0.826	1:54.295
14	1:31.535	+1.192	1:25.830
15	1:31.145	+0.802	1:56.975

Lap	Lap Tm	Diff	me of Day
(81) Levänen Turo			
1	1:32.343	+2.036	1:40.778
2	1:30.391	+0.084	1:11.169
3	1:30.307		1:41.476
4	1:30.651	+0.344	1:12.127
5	1:32.551	+2.244	1:44.678
6	1:32.378	+2.071	1:17.056
7	1:31.908	+1.601	1:48.964
8	1:31.978	+1.671	1:20.942
9	1:33.668	+3.361	1:54.610
10	1:32.238	+1.931	1:26.848
11	1:32.075	+1.768	1:58.923
12	1:33.582	+3.275	1:32.505
13	1:32.905	+2.598	1:05.410
14	1:31.388	+1.081	1:36.798
15	1:33.791	+3.484	1:10.589

Lap	Lap Tm	Diff	me of Day
(55) Saarinen Pasi			
1	1:34.291	+2.968	1:43.248
2	1:33.762	+2.439	1:17.010
3	1:33.301	+1.978	1:50.311
4	1:32.639	+1.316	1:22.950
5	1:32.181	+0.858	1:55.131
6	1:31.539	+0.216	1:26.670
7	1:31.531	+0.208	1:58.201
8	1:31.323		1:29.524
9	1:31.409	+0.086	1:00.933
10	1:31.732	+0.409	1:32.665
11	1:31.673	+0.350	1:04.338
12	1:32.170	+0.847	1:36.508
13	1:32.214	+0.891	1:08.722

Lap	Lap Tm	Diff	me of Day
14	1:32.596	+1.273	1:41.318
15	1:32.352	+1.029	1:13.670
(88) Eliasson Hans-Allan			
1	1:34.227	+3.129	1:42.764
2	1:33.457	+2.359	1:16.221
3	1:33.496	+2.398	1:49.717
4	1:32.834	+1.736	1:22.551
5	1:33.704	+2.606	1:56.255
6	1:31.448	+0.350	1:27.703
7	1:31.308	+0.210	2:59.011
8	1:31.098		1:30.109
9	1:31.645	+0.547	1:01.754
10	1:31.416	+0.318	1:33.170
11	1:33.341	+2.243	1:06.511
12	1:32.760	+1.662	1:39.271
13	1:32.333	+1.235	2:11.604
14	1:31.676	+0.578	1:43.280
15	1:31.563	+0.465	1:14.843

Lap	Lap Tm	Diff	me of Day
(66) Lehtola Petri			
1	1:38.741	+4.494	1:48.339
2	1:34.929	+0.682	1:23.268
3	1:34.645	+0.398	1:57.913
4	1:36.544	+2.297	1:34.457
5	1:35.171	+0.924	1:09.628
6	1:34.247		1:43.875
7	1:34.798	+0.551	1:18.673
8	1:35.379	+1.132	1:54.052
9	1:34.828	+0.581	1:28.880
10	1:34.958	+0.711	1:03.838
11	1:35.165	+0.918	1:39.003
12	1:35.500	+1.253	1:14.503
13	1:35.548	+1.301	1:50.051
14	1:37.083	+2.836	1:27.134
15	1:35.590	+1.343	1:02.724

Lap	Lap Tm	Diff	me of Day
(50) Järvelä Kai			
1	1:40.606	+5.451	1:50.049
2	1:36.103	+0.948	1:26.152
3	1:35.219	+0.064	1:01.371
4	1:35.617	+0.462	1:36.988
5	1:35.174	+0.019	1:12.162
6	1:35.499	+0.344	1:47.661
7	1:35.617	+0.462	1:23.278
8	1:36.186	+1.031	1:59.464
9	1:36.085	+0.930	1:35.549
10	1:35.155		1:10.704
11	1:35.898	+0.743	1:46.602
12	1:35.311	+0.156	1:21.913
13	1:35.895	+0.740	1:57.808
14	1:35.544	+0.389	1:33.352
15	1:35.827	+0.672	1:09.179

Lap	Lap Tm	Diff	me of Day
(98) Rosendahl Per			
1	1:41.522	+6.985	1:50.482
2	1:36.343	+1.806	1:26.825
3	1:35.510	+0.973	1:02.335
4	1:35.095	+0.558	1:37.430
5	1:35.795	+1.258	1:13.225
6	1:35.354	+0.817	1:48.579
7	1:36.059	+1.522	1:24.638
8	1:35.627	+1.090	1:00.265
9	1:36.368	+1.831	1:36.633
10	1:34.537		1:11.170
11	1:36.176	+1.639	1:47.346

Lap	Lap Tm	Diff	me of Day
12	1:35.081	+0.544	1:22.427
13	1:35.752	+1.215	1:58.179
14	1:35.858	+1.321	1:34.037
15	1:36.011	+1.474	1:10.048
(58) Persson Ingemar			
1	1:36.527	+1.535	1:45.706
2	1:34.992		1:20.698
3	1:36.083	+1.091	1:56.781
4	1:37.311	+2.319	1:34.092
5	1:36.868	+1.876	1:10.960
6	1:35.662	+0.670	1:46.622
7	1:36.134	+1.142	1:22.756
8	1:36.089	+1.097	1:58.845
9	1:37.530	+2.538	1:36.375
10	1:36.181	+1.189	1:12.556
11	1:35.874	+0.882	1:48.430
12	1:35.082	+0.090	1:23.512
13	1:36.325	+1.333	1:59.837
14	1:35.064	+0.072	1:34.901
15	1:35.694	+0.702	1:10.595

Lap	Lap Tm	Diff	me of Day
(89) Virkki Visa-Aaro			
1	1:43.802	+8.729	1:54.369
2	1:36.999	+1.926	1:31.368
3	1:35.926	+0.853	1:07.294
4	1:35.073		1:42.367
5	1:35.505	+0.432	1:17.872
6	1:36.089	+1.016	1:53.961
7	1:36.405	+1.332	1:30.366
8	1:36.009	+0.936	1:06.375
9	1:36.690	+1.617	1:43.065
10	1:35.733	+0.660	1:18.798
11	1:35.951	+0.878	1:54.749
12	1:35.831	+0.758	1:30.580
13	1:42.585	+7.512	1:13.165
14	1:40.703	+5.630	1:53.868

Lap	Lap Tm	Diff	me of Day
(65) Kovanen Seppo			
1	1:42.360	+3.630	1:55.824
2	1:41.565	+2.835	1:37.389
3	1:40.517	+1.787	1:17.906
4	1:39.017	+0.287	1:56.923
5	1:38.730		1:35.653
6	1:40.177	+1.447	1:15.830
7	1:38.825	+0.095	1:54.655
8	1:39.175	+0.445	1:33.830
9	1:40.267	+1.537	1:14.097
10	1:43.259	+4.529	1:57.356
11	1:42.327	+3.597	1:39.683
12	1:41.064	+2.334	1:20.747
13	1:42.130	+3.400	1:02.877
14	1:45.517	+6.787	1:48.394

Lap	Lap Tm	Diff	me of Day
(140) Tuusa Jyrki			
1	1:43.673	+4.260	1:54.128
2	1:43.014	+3.601	1:37.142
3	1:41.893	+2.480	1:19.035
4	1:39.413		1:58.448
5	1:40.395	+0.982	1:38.843
6	1:39.819	+0.406	1:18.662
7	1:40.334	+0.921	1:58.996
8	1:41.806	+2.393	1:40.802
9	1:43.637	+4.224	1:24.439
10	1:44.948	+5.535	1:09.387
11	1:41.575	+2.162	1:50.962

Chief of Timing & Scoring

Orbits

Race Director

www.mylaps.com

Licensed to: Turun Special Cars Oy



Porsche Club Festival


Porsche Sports Cup

Alastaro Circuit 2,850 km

Porsche Sports Cup 1st Race

24.8.2019 14:30

Race started at 14:42:05



Lap	Lap Tm	Diff	me of Day
12	1:42.851	+3.438	1:33.813
13	1:46.242	+6.829	1:20.055
14	1:47.718	+8.305	1:07.773

(49) Sjöman Markku

1	1:37.472	+2.102	1:46.798
2	1:35.370		1:22.168

Lap Lap Tm Diff me of Day

Lap Lap Tm Diff me of Day



Porsche Club Festival


Porsche Sports Cup

Alastaro Circuit 2,850 km

Porsche Sports Cup 2nd Race

24.8.2019 16:00

Race started at 16:22:52



Lap Lap Tm Diff me of Day

(55) Saarinen Pasi

Lap	Lap Tm	Diff	me of Day
1	1:35.184	+4.014	1:29.861
2	1:32.585	+1.415	1:02.446
3	1:32.711	+1.541	1:35.157
4	1:32.873	+1.703	1:08.030
5	1:33.414	+2.244	1:41.444
6	1:31.790	+0.620	1:13.234
7	1:32.213	+1.043	1:45.447
8	1:31.714	+0.544	1:17.161
9	1:31.200	+0.030	1:48.361
10	1:31.360	+0.190	1:19.721
11	1:31.476	+0.306	1:51.197
12	1:31.170		1:22.367
13	1:32.123	+0.953	1:54.490
14	1:31.208	+0.038	1:25.698

(75) Väättäin Anssi

Lap	Lap Tm	Diff	me of Day
1	1:33.156	+1.910	1:27.566
2	1:32.845	+1.599	1:00.411
3	1:32.555	+1.309	1:32.966
4	1:32.877	+1.631	1:05.843
5	1:32.598	+1.352	1:38.441
6	1:32.405	+1.159	1:10.846
7	1:32.210	+0.964	1:43.056
8	1:31.700	+0.454	1:14.756
9	1:31.552	+0.306	1:46.308
10	1:32.491	+1.245	1:18.799
11	1:31.595	+0.349	1:50.394
12	1:32.691	+1.445	1:23.085
13	1:31.689	+0.443	1:54.774
14	1:31.246		1:26.020

(88) Eliasson Hans-Allan

Lap	Lap Tm	Diff	me of Day
1	1:34.091	+2.414	1:28.774
2	1:33.013	+1.336	1:01.787
3	1:32.764	+1.087	1:34.551
4	1:32.837	+1.160	1:07.388
5	1:31.677		1:39.065
6	1:32.702	+1.025	1:11.767
7	1:31.911	+0.234	1:43.678
8	1:31.763	+0.086	1:15.441
9	1:33.738	+2.061	1:49.179
10	1:32.950	+1.273	1:22.129
11	1:33.063	+1.386	1:55.192
12	1:32.988	+1.311	1:28.180
13	1:33.514	+1.837	1:01.694
14	1:33.769	+2.092	1:35.463

(81) Levänen Turo

Lap	Lap Tm	Diff	me of Day
1	1:33.694	+2.768	1:28.101
2	1:32.959	+2.033	1:01.060
3	1:32.676	+1.750	1:33.736
4	1:34.906	+3.980	1:08.642
5	1:32.540	+1.614	1:41.182
6	1:31.111	+0.185	1:12.293
7	1:33.676	+2.750	1:45.969
8	1:32.666	+1.740	1:18.635
9	1:31.582	+0.656	1:50.217
10	1:32.832	+1.906	1:23.049
11	1:32.576	+1.650	1:55.625
12	1:33.054	+2.128	1:28.679
13	1:36.069	+5.143	1:04.748
14	1:30.926		1:35.674

(98) Rosendahl Per

Lap Lap Tm Diff me of Day

1	1:35.487	+3.368	1:30.726
2	1:33.523	+1.404	1:04.249
3	1:32.774	+0.655	1:37.023
4	1:33.541	+1.422	1:10.564
5	1:32.632	+0.513	1:43.196
6	1:35.738	+3.619	1:18.934
7	1:38.080	+5.961	1:57.014
8	1:33.756	+1.637	1:30.770
9	1:34.409	+2.290	1:05.179
10	1:33.335	+1.216	1:38.514
11	1:33.997	+1.878	1:12.511
12	1:32.119		1:44.630
13	1:33.345	+1.226	1:17.975
14	1:35.589	+3.470	1:53.564

(58) Persson Ingemar

1	1:38.056	+3.565	1:33.539
2	1:34.849	+0.358	1:08.388
3	1:34.491		1:42.879
4	1:34.750	+0.259	1:17.629
5	1:35.030	+0.539	1:52.659
6	1:35.253	+0.762	1:27.912
7	1:35.697	+1.206	1:03.609
8	1:36.273	+1.782	1:39.882
9	1:36.615	+2.124	1:16.497
10	1:36.734	+2.243	1:53.231
11	1:36.185	+1.694	1:29.416
12	1:35.961	+1.470	1:05.377
13	1:37.129	+2.638	1:42.506
14	1:37.377	+2.886	1:19.883

(89) Virkki Visa-Aaro

1	1:44.496	+7.981	1:40.122
2	1:37.550	+1.035	1:17.672
3	1:38.981	+2.466	1:56.653
4	1:38.959	+2.444	1:35.612
5	1:37.989	+1.474	1:13.601
6	1:37.759	+1.244	1:51.360
7	1:37.636	+1.121	1:28.996
8	1:40.273	+3.758	1:09.269
9	1:37.513	+0.998	1:46.782
10	1:37.170	+0.655	1:23.952
11	1:36.515		1:00.467
12	1:36.885	+0.370	1:37.352
13	1:38.742	+2.227	1:16.094
14	1:39.117	+2.602	1:55.211

(65) Kovanen Seppo

1	1:45.018	+5.620	1:41.552
2	1:41.073	+1.675	1:22.625
3	1:41.289	+1.891	1:03.914
4	1:40.257	+0.859	1:44.171
5	1:39.806	+0.408	1:23.977
6	1:39.398		1:03.375
7	1:40.098	+0.700	1:43.473
8	1:44.622	+5.224	1:28.095
9	1:39.646	+0.248	1:07.741
10	1:41.571	+2.173	1:49.312
11	1:42.019	+2.621	1:31.331
12	1:41.848	+2.450	1:13.179
13	1:40.280	+0.882	1:53.459

(140) Tuusa Jyrki

1	1:44.918	+3.521	1:41.532
2	1:44.108	+2.711	1:25.640
3	1:42.770	+1.373	1:08.410

Lap Lap Tm Diff me of Day

4	1:43.008	+1.611	1:51.418
5	1:43.364	+1.967	1:34.782
6	1:42.828	+1.431	1:17.610
7	1:42.249	+0.852	1:59.859
8	1:42.039	+0.642	1:41.898
9	1:44.623	+3.226	1:26.521
10	1:41.534	+0.137	1:08.055
11	1:41.397		1:49.452
12	1:42.104	+0.707	1:31.556
13	1:42.126	+0.729	1:13.682

(66) Lehtola Petri

1	1:38.727	+3.696	1:34.134
2	1:35.943	+0.912	1:10.077
3	1:35.531	+0.500	1:45.608
4	1:35.031		1:20.639
5	1:35.378	+0.347	1:56.017
6	1:36.415	+1.384	1:32.432
7	1:35.204	+0.173	1:07.636
8	1:35.604	+0.573	1:43.240
9	1:37.134	+2.103	1:20.374
10	1:35.713	+0.682	1:56.087
11	1:35.489	+0.458	1:31.576
12	1:36.828	+1.797	1:08.404

(49) Sjöman Markku

1	1:54.690	+13.028	1:51.410
2	1:41.662		1:33.072
3	1:44.225	+2.563	1:17.297
4	1:47.515	+5.853	1:04.812
5	1:44.240	+2.578	1:49.052
6	1:45.553	+3.891	1:34.605
7	1:46.088	+4.426	1:20.693
8	2:02.203	+20.541	1:22.896
9	2:01.964	+20.302	1:24.860
10	2:06.274	+24.612	1:31.134
11	2:06.025	+24.363	1:37.159
12	2:04.875	+23.213	1:42.034

(50) Järvelä Kai

1	1:38.971	+3.984	1:34.820
2	1:36.131	+1.144	1:10.951
3	1:36.290	+1.303	1:47.241
4	1:35.982	+0.995	1:23.223
5	1:35.599	+0.612	1:58.822
6	1:35.082	+0.095	1:33.904
7	1:34.987		1:08.891

Chief of Timing & Scoring

Orbits

Race Director

www.mylaps.com

Licensed to: Turun Special Cars Oy



Porsche Club Festival


Porsche Sprint Challenge NEZ

Alastaro Circuit 2,850 km

Porsche Sprint Challenge NEZ 1st Race

24.8.2019 10:00

Race started at 10:09:00



Lap	Lap Tm	Diff	me of Day
(46) Tiirmaa Oliver			
1	1:22.762	+4.230	1:25.079
2	1:19.295	+0.763	1:44.374
3	1:19.525	+0.993	1:03.899
4	1:19.189	+0.657	1:23.088
5	1:18.532		1:41.620
6	1:19.038	+0.506	1:00.658
7	1:19.159	+0.627	1:19.817
8	1:19.052	+0.520	1:38.869
9	1:19.147	+0.615	1:58.016
10	1:19.271	+0.739	1:17.287
11	1:19.439	+0.907	1:36.726
12	1:19.069	+0.537	1:55.795
13	1:18.631	+0.099	1:14.426
14	1:19.631	+1.099	1:34.057
15	1:19.811	+1.279	1:53.868
16	1:18.869	+0.337	1:12.737
17	1:19.720	+1.188	1:32.457

Lap	Lap Tm	Diff	me of Day
(40) Haru Tommi			
1	1:20.970	+2.843	1:23.351
2	1:18.918	+0.791	1:42.269
3	1:18.127		1:00.396
4	1:19.237	+1.110	1:19.633
5	1:18.820	+0.693	1:38.453
6	1:18.991	+0.864	1:57.444
7	1:19.219	+1.092	1:16.663
8	1:19.336	+1.209	1:35.999
9	1:19.537	+1.410	1:55.536
10	1:19.413	+1.286	1:14.949
11	1:19.575	+1.448	1:34.524
12	1:19.670	+1.543	1:54.194
13	1:19.478	+1.351	1:13.672
14	1:19.680	+1.553	1:33.352
15	1:20.136	+2.009	1:53.488
16	1:20.104	+1.977	1:13.592
17	1:19.378	+1.251	1:32.970

Lap	Lap Tm	Diff	me of Day
(31) Nummi Luka			
1	1:23.456	+4.165	1:25.921
2	1:20.800	+1.509	1:46.721
3	1:20.520	+1.229	1:07.241
4	1:19.871	+0.580	4:27.112
5	1:19.577	+0.286	1:46.689
6	1:19.291		1:05.980
7	1:19.585	+0.294	1:25.565
8	1:19.785	+0.494	1:45.350
9	1:19.965	+0.674	1:05.315
10	1:19.854	+0.563	1:25.169
11	1:20.356	+1.065	1:45.525
12	1:20.054	+0.763	1:05.579
13	1:19.920	+0.629	1:25.499
14	1:21.052	+1.761	1:46.551
15	1:20.570	+1.279	1:07.121
16	1:20.365	+1.074	1:27.486
17	1:20.696	+1.405	1:48.182

Lap	Lap Tm	Diff	me of Day
(41) Niemi Raimo			
1	1:25.646	+4.859	1:28.334
2	1:22.365	+1.578	1:50.699
3	1:21.109	+0.322	1:11.808
4	1:20.975	+0.188	1:32.783
5	1:20.896	+0.109	1:53.679
6	1:21.950	+1.163	1:15.629
7	1:21.734	+0.947	1:37.363

Lap	Lap Tm	Diff	me of Day
8	1:20.787		1:58.150
9	1:21.148	+0.361	1:19.298
10	1:22.468	+1.681	1:41.766
11	1:21.913	+1.126	1:03.679
12	1:21.673	+0.886	1:25.352
13	1:22.241	+1.454	1:47.593
14	1:22.255	+1.468	1:09.848
15	1:21.391	+0.604	1:31.239
16	1:21.476	+0.689	1:52.715
17	1:23.350	+2.563	1:16.065

Lap	Lap Tm	Diff	me of Day
(313) Skumik Daniel			
1	1:26.154	+4.200	1:29.396
2	1:22.043	+0.089	1:51.439
3	1:22.056	+0.102	1:13.495
4	1:23.584	+1.630	1:37.079
5	1:22.316	+0.362	1:59.395
6	1:22.310	+0.356	1:21.705
7	1:21.954		1:43.659
8	1:22.332	+0.378	1:05.991
9	1:22.492	+0.538	1:28.483
10	1:22.970	+1.016	1:51.453
11	1:22.297	+0.343	1:13.750
12	1:22.791	+0.837	1:36.541
13	1:22.255	+0.301	1:58.796
14	1:22.285	+0.331	1:21.081
15	1:22.637	+0.683	1:43.718
16	1:23.817	+1.863	1:07.535
17	1:23.800	+1.846	1:31.335

Lap	Lap Tm	Diff	me of Day
(99) Kangas Simo P.			
1	1:28.403	+5.730	1:32.043
2	1:23.901	+1.228	1:56.944
3	1:23.439	+0.766	1:19.383
4	1:23.475	+0.802	1:42.858
5	1:22.841	+0.168	1:05.699
6	1:23.856	+1.183	1:29.555
7	1:23.827	+1.154	1:53.382
8	1:23.612	+0.939	1:16.994
9	1:23.266	+0.593	1:40.260
10	1:22.946	+0.273	1:03.206
11	1:22.673		1:25.879
12	1:23.007	+0.334	1:48.886
13	1:22.698	+0.025	7:11.584
14	1:22.867	+0.194	1:34.451
15	1:23.145	+0.472	1:57.596
16	1:25.039	+2.366	1:22.635
17	1:26.097	+3.424	1:48.732

Lap	Lap Tm	Diff	me of Day
(707) Thomas Gustavsson			
1	1:28.512	+7.908	1:32.377
2	1:24.193	+3.589	1:56.570
3	1:22.998	+2.394	1:19.568
4	1:23.619	+3.015	1:43.187
5	1:22.532	+1.928	1:05.719
6	1:21.078	+0.474	1:26.797
7	1:20.685	+0.081	1:47.482
8	1:20.604		1:08.086
9	1:23.453	+2.849	1:31.539
10	1:23.772	+3.168	2:56.311
11	1:23.659	+3.055	1:18.970
12	1:23.556	+2.952	1:42.526
13	1:24.047	+3.443	1:06.573
14	1:24.858	+4.254	1:31.431
15	1:25.724	+5.120	1:57.155
16	1:30.668	+10.064	1:27.823

Lap	Lap Tm	Diff	me of Day
17	1:29.551	+8.947	1:57.374
(90) Myllykangas Pekka			
1	1:26.639	+5.470	1:29.971
2	1:22.538	+1.369	1:52.509
3	1:21.840	+0.671	1:14.349
4	1:22.298	+1.129	1:36.647
5	1:21.376	+0.207	1:58.023
6	1:21.169		1:19.192
7	1:21.844	+0.675	1:41.036
8	2:12.315	+51.146	1:53.351
9	1:28.369	+7.200	1:21.720
10	1:22.147	+0.978	1:43.867
11	1:24.105	+2.936	1:07.972
12	1:21.852	+0.683	1:29.824
13	1:21.585	+0.416	1:51.409
14	1:21.693	+0.524	1:13.102
15	1:21.833	+0.664	1:34.935
16	1:21.957	+0.788	1:56.892

Lap	Lap Tm	Diff	me of Day
(95) Ollila Jari			
1	1:23.454	+3.870	1:26.317
2	1:42.341	+22.757	1:08.658
3	1:20.186	+0.602	1:28.844
4	1:20.278	+0.694	1:49.122
5	1:20.300	+0.716	1:09.422
6	1:20.201	+0.617	1:29.623
7	1:20.188	+0.604	1:49.811
8	1:19.584		1:09.395
9	1:20.707	+1.123	1:30.102
10	1:21.213	+1.629	1:51.315
11	1:20.094	+0.510	4:11.409
12	1:20.277	+0.693	1:31.686
13	1:20.401	+0.817	1:52.087
14	1:20.490	+0.906	1:12.577
15	1:20.535	+0.951	1:33.112

Chief of Timing & Scoring

Orbits

Race Director

www.mylaps.com

Licensed to: Turun Special Cars Oy



Porsche Club Festival


Porsche Sprint Challenge NEZ

Alastaro Circuit 2,850 km

Porsche Sprint Challenge NEZ 2nd Race

24.8.2019 13:00

Race started at 12:59:14



Lap	Lap Tm	Diff	me of Day
(46) Tiirmaa Oliver			
1	1:22.111	+3.314	1:38.249
2	1:19.439	+0.642	1:57.688
3	1:19.177	+0.380	1:16.865
4	1:18.890	+0.093	1:35.755
5	1:18.797		1:54.552
6	1:18.859	+0.062	7:13.411
7	1:19.000	+0.203	8:32.411
8	1:19.990	+1.193	1:52.401
9	1:20.023	+1.226	1:12.424
10	1:20.297	+1.500	1:32.721
11	1:20.067	+1.270	1:52.788
12	1:20.123	+1.326	5:12.911
13	1:20.710	+1.913	1:33.621
14	1:20.435	+1.638	7:54.056
15	1:21.635	+2.838	1:15.691
16	1:20.867	+2.070	1:36.558

Lap	Lap Tm	Diff	me of Day
(31) Nummi Luka			
1	1:28.941	+9.799	1:45.063
2	1:20.729	+1.587	1:05.792
3	1:20.106	+0.964	1:25.898
4	1:19.748	+0.606	1:45.646
5	1:19.836	+0.694	1:05.482
6	1:19.956	+0.814	7:25.438
7	1:20.485	+1.343	1:45.923
8	1:19.503	+0.361	1:05.426
9	1:19.881	+0.739	1:25.307
10	1:19.797	+0.655	1:45.104
11	1:20.161	+1.019	1:05.265
12	1:19.142		1:24.407
13	1:19.236	+0.094	1:43.643
14	1:19.499	+0.357	1:03.142
15	1:19.607	+0.465	1:22.749
16	1:19.950	+0.808	1:42.699

Lap	Lap Tm	Diff	me of Day
(40) Haru Tommi			
1	1:38.582	+20.227	1:54.612
2	1:18.385		1:12.967
3	1:19.911	+1.556	1:32.878
4	1:18.850	+0.495	1:51.728
5	1:18.563	+0.208	1:10.291
6	1:19.720	+1.365	7:30.011
7	1:20.006	+1.651	1:50.017
8	1:20.065	+1.710	1:10.082
9	1:19.825	+1.470	1:29.907
10	1:19.211	+0.856	2:49.118
11	1:18.741	+0.386	1:07.859
12	1:18.526	+0.171	1:26.385
13	1:18.507	+0.152	1:44.892
14	1:18.929	+0.574	1:03.821
15	1:19.475	+1.120	1:23.296
16	1:19.676	+1.321	1:42.972

Lap	Lap Tm	Diff	me of Day
(41) Niemi Raimo			
1	1:23.104	+3.013	1:39.820
2	1:20.091		1:59.911
3	1:21.248	+1.157	1:21.159
4	1:21.212	+1.121	1:42.371
5	1:21.177	+1.086	1:03.548
6	1:21.613	+1.522	7:25.161
7	1:22.286	+2.195	1:47.447
8	1:21.883	+1.792	1:09.330
9	1:22.345	+2.254	1:31.675
10	1:22.100	+2.009	1:53.775

Lap	Lap Tm	Diff	me of Day
11	1:21.637	+1.546	1:15.412
12	1:21.580	+1.489	1:36.992
13	1:21.871	+1.780	1:58.863
14	1:21.936	+1.845	1:20.799
15	1:22.024	+1.933	1:42.823
16	1:22.144	+2.053	1:04.967

Lap	Lap Tm	Diff	me of Day
(90) Myllykangas Pekka			
1	1:24.978	+4.012	1:42.124
2	1:21.144	+0.178	1:03.268
3	1:20.966		1:24.234
4	1:20.976	+0.010	1:45.210
5	1:22.115	+1.149	1:07.325
6	1:21.053	+0.087	1:28.378
7	1:22.744	+1.778	1:51.122
8	1:22.436	+1.470	1:13.558
9	1:22.127	+1.161	1:35.685
10	1:21.622	+0.656	1:57.307
11	1:22.348	+1.382	1:19.655
12	1:21.472	+0.506	1:41.127
13	1:22.038	+1.072	1:03.165
14	1:22.632	+1.666	1:25.797
15	1:22.159	+1.193	1:47.956
16	1:21.786	+0.820	1:09.742

Lap	Lap Tm	Diff	me of Day
(313) Skumik Daniel			
1	1:27.472	+6.187	1:44.742
2	1:23.382	+2.097	1:08.124
3	1:21.285		1:29.409
4	1:22.201	+0.916	1:51.610
5	1:22.486	+1.201	1:14.096
6	1:21.898	+0.613	1:35.994
7	1:22.973	+1.688	1:58.967
8	1:22.485	+1.200	1:21.452
9	1:22.567	+1.282	1:44.019
10	1:22.352	+1.067	1:06.371
11	1:22.226	+0.941	1:28.597
12	1:22.916	+1.631	1:51.513
13	1:22.678	+1.393	1:14.191
14	1:22.761	+1.476	1:36.952
15	1:22.610	+1.325	1:59.562
16	1:23.183	+1.898	1:22.745

Lap	Lap Tm	Diff	me of Day
(707) Thomas Gustavsson			
1	1:28.717	+5.082	1:45.612
2	1:23.779	+0.144	1:09.391
3	1:23.635		1:33.026
4	1:24.980	+1.345	1:58.006
5	1:23.739	+0.104	1:21.745
6	1:24.882	+1.247	1:46.627
7	1:25.834	+2.199	1:12.461
8	1:26.436	+2.801	1:38.897
9	1:25.922	+2.287	1:04.819
10	1:26.382	+2.747	1:31.201
11	1:26.514	+2.879	1:57.715
12	1:27.513	+3.878	1:25.228
13	1:26.190	+2.555	1:51.418
14	1:28.640	+5.005	1:20.058
15	1:28.980	+5.345	1:49.038

Chief of Timing & Scoring

Orbits

Race Director

www.mylaps.com

Licensed to: Turun Special Cars Oy



Porsche Club Festival


Porsche Sprint Challenge NEZ

Alastaro Circuit 2,850 km

Porsche Sprint Challenge NEZ 3rd Race

24.8.2019 16:30

Race started at 16:55:00



Lap	Lap Tm	Diff	me of Day
(40) Haru Tommi			
1	1:20.911	+2.107	1:23.486
2	1:18.804		1:42.290
3	1:20.106	+1.302	1:02.396
4	1:19.622	+0.818	1:22.018
5	1:19.193	+0.389	1:41.211
6	1:19.784	+0.980	1:00.995
7	1:20.042	+1.238	1:21.037
8	1:19.358	+0.554	1:40.395
9	1:19.206	+0.402	1:59.601
10	1:19.733	+0.929	1:19.334
11	1:20.096	+1.292	1:39.430
12	1:19.365	+0.561	1:58.795
13	1:20.205	+1.401	1:19.000
14	1:19.956	+1.152	1:38.956
15	1:18.864	+0.060	1:57.820
16	1:19.211	+0.407	1:17.031
17	1:20.148	+1.344	1:37.179

Lap	Lap Tm	Diff	me of Day
(46) Tiirmaa Oliver			
1	1:22.362	+3.438	1:25.062
2	1:19.233	+0.309	1:44.295
3	1:18.924		1:03.219
4	1:19.297	+0.373	1:22.516
5	1:19.171	+0.247	1:41.687
6	1:19.669	+0.745	1:01.356
7	1:20.353	+1.429	1:21.709
8	1:19.124	+0.200	1:40.833
9	1:19.437	+0.513	1:00.270
10	1:19.726	+0.802	1:19.996
11	1:19.754	+0.830	1:39.750
12	1:19.464	+0.540	1:59.214
13	1:20.085	+1.161	1:19.299
14	1:19.918	+0.994	1:39.217
15	1:19.375	+0.451	1:58.592
16	1:19.066	+0.142	1:17.658
17	1:20.251	+1.327	1:37.909

Lap	Lap Tm	Diff	me of Day
(31) Nummi Luka			
1	1:22.682	+2.939	1:25.435
2	1:20.518	+0.795	1:45.953
3	1:19.841	+0.118	1:05.794
4	1:19.814	+0.091	1:25.608
5	1:19.824	+0.101	1:45.432
6	1:19.854	+0.131	1:05.286
7	1:19.895	+0.172	1:25.181
8	1:20.171	+0.448	1:45.352
9	1:19.936	+0.213	1:05.288
10	1:19.867	+0.144	1:25.155
11	1:20.198	+0.475	1:45.353
12	1:20.107	+0.384	1:05.460
13	1:20.304	+0.581	1:25.764
14	1:19.723		1:45.487
15	1:19.981	+0.258	1:05.468
16	1:20.057	+0.334	1:25.525
17	1:20.723	+1.000	1:46.248

Lap	Lap Tm	Diff	me of Day
(41) Niemi Raimo			
1	1:24.020	+2.970	1:26.960
2	1:21.483	+0.433	1:48.443
3	1:21.446	+0.396	1:09.889
4	1:21.182	+0.132	1:31.071
5	1:21.247	+0.197	1:52.318
6	1:21.076	+0.026	1:13.394
7	1:21.374	+0.324	1:34.768

Lap	Lap Tm	Diff	me of Day
8	1:21.494	+0.444	1:56.262
9	1:21.439	+0.389	1:17.701
10	1:21.118	+0.068	1:38.819
11	1:21.843	+0.793	1:00.662
12	1:21.050		1:21.712
13	1:21.278	+0.228	1:42.990
14	1:21.285	+0.235	1:04.275
15	1:21.784	+0.734	1:26.059
16	1:21.726	+0.676	1:47.785
17	1:21.233	+0.183	1:09.018

Lap	Lap Tm	Diff	me of Day
(90) Myllykangas Pekka			
1	1:25.071	+4.101	1:28.360
2	1:21.817	+0.847	1:50.177
3	1:21.645	+0.675	1:11.822
4	1:22.312	+1.342	1:34.134
5	1:21.972	+1.002	1:56.106
6	1:21.369	+0.399	1:17.475
7	1:21.482	+0.512	1:38.957
8	1:21.549	+0.579	1:00.506
9	1:20.970		1:21.476
10	1:21.300	+0.330	1:42.776
11	1:21.760	+0.790	1:04.536
12	1:21.515	+0.545	1:26.051
13	1:21.304	+0.334	1:47.355
14	1:21.331	+0.361	1:08.686
15	1:21.829	+0.859	1:30.515
16	1:22.127	+1.157	1:52.642
17	1:21.499	+0.529	1:14.141

Lap	Lap Tm	Diff	me of Day
(95) Ollila Jari			
1	1:25.619	+4.165	1:29.278
2	1:22.152	+0.698	1:51.430
3	1:21.629	+0.175	1:13.059
4	1:21.472	+0.018	1:34.531
5	1:22.061	+0.607	1:56.592
6	1:21.502	+0.048	1:18.094
7	1:21.809	+0.355	1:39.903
8	1:21.934	+0.480	1:01.837
9	1:21.454		1:23.291
10	1:21.604	+0.150	1:44.895
11	1:22.320	+0.866	1:07.215
12	1:22.003	+0.549	1:29.218
13	1:22.463	+1.009	1:51.681
14	1:23.271	+1.817	1:14.952
15	1:22.539	+1.085	1:37.491
16	1:23.213	+1.759	1:00.704
17	1:24.393	+2.939	1:25.097

Lap	Lap Tm	Diff	me of Day
(707) Thomas Gustavsson			
1	1:27.041	+3.734	1:30.756
2	1:23.307		1:54.063
3	1:25.909	+2.602	1:19.972
4	1:25.787	+2.480	1:45.759
5	1:25.717	+2.410	2:11.476
6	1:28.005	+4.698	1:39.481
7	1:27.018	+3.711	1:06.499
8	1:25.750	+2.443	1:32.249
9	1:26.531	+3.224	1:58.780
10	1:27.418	+4.111	1:26.198
11	1:27.620	+4.313	1:53.818
12	1:32.489	+9.182	1:26.307
13	1:26.988	+3.681	1:53.295
14	1:27.890	+4.583	1:21.185
15	1:32.291	+8.984	1:53.476

Chief of Timing & Scoring

Orbits

Race Director

www.mylaps.com

Licensed to: Turun Special Cars Oy