

BMW 325

www.auto24ring.ee auto24ring 3,170 Km

BMW 325 - free practice - 15 minutes

24.08.2013 10:00

Practice started at 10:00:08

Pos	No.	Name	Nat	Make	Race Team	Best Tm	Diff	Laps	In Lap
1	77	Raimo KULLI	EST	BMW 325i	Forss Racing	1:30.817		9	9
2	72	Mikk MAATEN	EST	BMW 325i	ProRex Racing	1:30.995	0.178	7	4
3	69	Enar-Klaus KUNMAN	EST	BMW 325i	Ligur Racing	1:31.252	0.435	9	8
4	95	Allan TIGANE	EST	BMW 325i	Vineda Racing	1:31.334	0.517	9	4
5	70	Margus PIHLAK	EST	BMW 325i	ProRex Racing	1:31.381	0.564	9	7
6	67	Rainer AUS	EST	BMW 325i	CarGlass Rally Team	1:32.152	1.335	9	6
7	60	Konstantin VEDENNIKOV	EST	BMW 325i	Elea Racing	1:32.254	1.437	9	1
8	66	Philip KLAAR	EST	BMW 325i	Forss Racing	1:33.050	2.233	7	7
9	91	Egon KAUR	EST	BMW 325i	CarGlass Rally Team	1:33.227	2.410	8	4
10	71	Tõnis HOMMIK	EST	BMW 325i	ProRex Racing	1:33.962	3.145	3	3
11	90	Jesper SARON	EST	BMW 325i	Vineda Racing	1:35.244	4.427	5	5
12	76	Janeck KIISA	EST	BMW 325i	A2 Racing	1:36.672	5.855	8	2
13	73	Gert JUGALA	EST	BMW 325i	Scuderia Nordica	1:37.112	6.295	8	8
14	88	Asmo AULIK	EST	BMW 325i	Erki Sport	1:37.813	6.996	5	3
15	75	Ruben LEND	EST	BMW 325i	Vineda Racing				0

AUTO24RING - ERC, FINRace

BMW 325

www.auto24ring.ee auto24ring 3,170 Km

BMW 325 - free practice - 15 minutes

24.08.2013 10:00

Practice started at 10:00:08

Lap	Lap Tm	Diff	Gap	Time of Day
(77) Raimo KULLI				
1	1:37.342	+6.525		10:03:57.552
2	1:31.585	+0.768	-5.757	10:05:29.137
3	1:31.254	+0.437	-0.331	10:07:00.391
4	1:30.977	+0.160	-0.277	10:08:31.368
5	1:30.917	+0.100	-0.060	10:10:02.285
6	1:30.831	+0.014	-0.086	10:11:33.116
7	1:30.921	+0.104	+0.090	10:13:04.037
8	1:30.934	+0.117	+0.013	10:14:34.971
9	1:30.817		-0.117	10:16:05.788
Best Tm: 1:30.817				

Lap	Lap Tm	Diff	Gap	Time of Day
(72) Mikko MAATEN				
1	1:38.776	+7.781		10:03:55.970
2	1:41.026	+10.031	+2.250	10:05:36.996
3	1:40.957	+9.962	-0.069	10:07:17.953
4	1:30.995		-9.962	10:08:48.948
5	1:31.313	+0.318	+0.318	10:10:20.261
6	1:31.336	+0.341	+0.023	10:11:51.597
7	1:31.312	+0.317	-0.024	10:13:22.909
Best Tm: 1:30.995				

Lap	Lap Tm	Diff	Gap	Time of Day
(69) Enar-Klaus KUNMAN				
1	1:35.928	+4.676		10:04:01.599
2	1:32.383	+1.131	-3.545	10:05:33.982
3	1:32.401	+1.149	+0.018	10:07:06.383
4	1:32.112	+0.860	-0.289	10:08:38.495
5	1:32.398	+1.146	+0.286	10:10:10.893
6	1:31.707	+0.455	-0.691	10:11:42.600
7	1:31.787	+0.535	+0.080	10:13:14.387
8	1:31.252		-0.535	10:14:45.639
9	1:38.482	+7.230	+7.230	10:16:24.121
Best Tm: 1:31.252				

Lap	Lap Tm	Diff	Gap	Time of Day
(95) Allan TIGANE				
1	1:33.837	+2.503		10:03:52.716
2	1:32.018	+0.684	-1.819	10:05:24.734
3	1:31.579	+0.245	-0.439	10:06:56.313
4	1:31.334		-0.245	10:08:27.647
5	1:35.924	+4.590	+4.590	10:10:03.571
6	1:36.532	+5.198	+0.608	10:11:40.103
7	1:31.459	+0.125	-5.073	10:13:11.562
8	1:31.432	+0.098	-0.027	10:14:42.994
9	1:31.346	+0.012	-0.086	10:16:14.340
Best Tm: 1:31.334				

Lap	Lap Tm	Diff	Gap	Time of Day
(70) Margus PIHLAK				
1	1:33.639	+2.258		10:03:48.591
2	1:32.652	+1.271	-0.987	10:05:21.243
3	1:31.693	+0.312	-0.959	10:06:52.936
4	1:31.517	+0.136	-0.176	10:08:24.453
5	1:31.652	+0.271	+0.135	10:09:56.105
6	1:31.543	+0.162	-0.109	10:11:27.648
7	1:31.381		-0.162	10:12:59.029
8	1:34.137	+2.756	+2.756	10:14:33.166
9	1:34.462	+3.081	+0.325	10:16:07.628
Best Tm: 1:31.381				

Lap	Lap Tm	Diff	Gap	Time of Day
(67) Rainer AUS				
1	1:37.059	+4.907		10:03:59.373
2	1:33.689	+1.537	-3.370	10:05:33.062
3	1:32.919	+0.767	-0.770	10:07:05.981
4	1:33.777	+1.625	+0.858	10:08:39.758
5	1:32.559	+0.407	-1.218	10:10:12.317
6	1:32.152		-0.407	10:11:44.469
7	1:33.342	+1.190	+1.190	10:13:17.811
8	1:33.376	+1.224	+0.034	10:14:51.187
Best Tm: 1:32.152				

Lap	Lap Tm	Diff	Gap	Time of Day
9	1:32.651	+0.499	-0.725	10:16:23.838
Best Tm: 1:32.152				
(60) Konstantin VEDENNIKOV				
1	1:32.254			10:04:06.447
2	1:33.096	+0.842	+0.842	10:05:39.543
3	1:33.568	+1.314	+0.472	10:07:13.111
4	1:32.553	+0.299	-1.015	10:08:45.664
5	1:32.383	+0.129	-0.170	10:10:18.047
6	1:33.242	+0.988	+0.859	10:11:51.289
7	1:33.814	+1.560	+0.572	10:13:25.103
8	1:33.742	+1.488	-0.072	10:14:58.845
9	1:33.255	+1.001	-0.487	10:16:32.100
Best Tm: 1:32.254				

Lap	Lap Tm	Diff	Gap	Time of Day
(66) Philip KLAAR				
1	1:35.195	+2.145		10:03:50.996
2	1:35.122	+2.072	-0.073	10:05:26.118
3	1:33.236	+0.186	-1.886	10:06:59.354
p4	4:23.361	+2:50.311	2:50.125	10:11:22.715
5	1:54.317	+21.267	2:29.044	10:13:17.032
6	1:35.117	+2.067	-19.200	10:14:52.149
7	1:33.050		-2.067	10:16:25.199
Best Tm: 1:33.050				

Lap	Lap Tm	Diff	Gap	Time of Day
(91) Egon KAUR				
1	1:34.387	+1.160		10:04:05.361
2	1:33.892	+0.665	-0.495	10:05:39.253
3	1:36.167	+2.940	+2.275	10:07:15.420
4	1:33.227		-2.940	10:08:48.647
5	1:34.029	+0.802	+0.802	10:10:22.676
6	1:33.999	+0.772	-0.030	10:11:56.675
7	1:34.097	+0.870	+0.098	10:13:30.772
8	1:33.905	+0.678	-0.192	10:15:04.677
Best Tm: 1:33.227				

Lap	Lap Tm	Diff	Gap	Time of Day
(71) Tõnis HOMMIK				
1	1:54.109	+20.147		10:12:00.142
2	1:47.905	+13.943	-6.204	10:13:48.047
3	1:33.962		-13.943	10:15:22.009
Best Tm: 1:33.962				

Lap	Lap Tm	Diff	Gap	Time of Day
(90) Jesper SARON				
1	2:22.845	+47.601		10:05:31.239
2	1:47.274	+12.030	-35.571	10:07:18.513
3	1:35.764	+0.520	-11.510	10:08:54.277
4	1:35.445	+0.201	-0.319	10:10:29.722
5	1:35.244		-0.201	10:12:04.966
Best Tm: 1:35.244				

Lap	Lap Tm	Diff	Gap	Time of Day
(76) Janeck KIISA				
1	1:37.914	+1.242		10:04:10.661
2	1:36.672		-1.242	10:05:47.333
3	1:36.718	+0.046	+0.046	10:07:24.051
4	1:39.163	+2.491	+2.445	10:09:03.214
5	1:37.321	+0.649	-1.842	10:10:40.535
6	1:37.335	+0.663	+0.014	10:12:17.870
7	1:37.591	+0.919	+0.256	10:13:55.461
8	1:37.215	+0.543	-0.376	10:15:32.676
Best Tm: 1:36.672				

Lap	Lap Tm	Diff	Gap	Time of Day
(73) Gert JUGALA				
1	1:39.046	+1.934		10:04:26.785
2	1:38.361	+1.249	-0.685	10:06:05.146
3	1:38.688	+1.576	+0.327	10:07:43.834
4	1:38.757	+1.645	+0.069	10:09:22.591
Best Tm: 1:38.361				

Lap	Lap Tm	Diff	Gap	Time of Day
5	1:38.181	+1.069	-0.576	10:11:00.772
6	1:37.426	+0.314	-0.755	10:12:38.198
7	1:37.697	+0.585	+0.271	10:14:15.895
8	1:37.112		-0.585	10:15:53.007
Best Tm: 1:37.112				
(88) Asmo AULIK				
1	4:48.776	+3:10.963		10:07:24.552
2	3:14.753	+1:36.940	1:34.023	10:10:39.305
3	1:37.813		1:36.940	10:12:17.118
4	1:38.968	+1.155	+1.155	10:13:56.086
5	1:42.615	+4.802	+3.647	10:15:38.701
Best Tm: 1:37.813				

Lap	Lap Tm	Diff	Gap	Time of Day
(75) Ruben LEND				
Best Tm:				

BMW 325

www.auto24ring.ee auto24ring 3,170 Km

BMW 325 - qualification - 15 minutes

24.08.2013 12:40

Qualifying started at 12:40:05

Pos	No.	Name	Nat	Make	Race Team	Best Tm	Diff	Laps	In Lap
1	77	Raimo KULLI	EST	BMW 325i	Forss Racing	1:30.807		9	9
2	72	Mikk MAATEN	EST	BMW 325i	ProRex Racing	1:31.403	0.596	8	8
3	95	Allan TIGANE	EST	BMW 325i	Vineda Racing	1:31.585	0.778	8	3
4	71	Tõnis HOMMIK	EST	BMW 325i	ProRex Racing	1:31.609	0.802	9	3
5	75	Ruben LEND	EST	BMW 325i	Vineda Racing	1:31.946	1.139	8	4
6	70	Margus PIHLAK	EST	BMW 325i	ProRex Racing	1:31.950	1.143	8	7
7	69	Enar-Klaus KUNMAN	EST	BMW 325i	Ligur Racing	1:31.983	1.176	9	8
8	67	Rainer AUS	EST	BMW 325i	CarGlass Rally Team	1:32.138	1.331	9	3
9	60	Konstantin VEDENNIKOV	EST	BMW 325i	Elea Racing	1:32.588	1.781	8	8
10	66	Philip KLAAR	EST	BMW 325i	Forss Racing	1:33.027	2.220	8	5
11	91	Egon KAUR	EST	BMW 325i	CarGlass Rally Team	1:33.571	2.764	8	8
12	79	Sven KARUSE	EST	BMW 325i	Reinup Motorsport	1:34.247	3.440	8	7
13	90	Jesper SARON	EST	BMW 325i	Vineda Racing	1:34.427	3.620	7	7
14	76	Janeck KIISA	EST	BMW 325i	A2 Racing	1:35.875	5.068	9	3
15	88	Asmo AULIK	EST	BMW 325i	Erki Sport	1:36.068	5.261	9	1
16	73	Gert JUGALA	EST	BMW 325i	Scuderia Nordica	1:37.626	6.819	8	7

AUTO24RING - ERC, FINRace


BMW 325

www.auto24ring.ee auto24ring 3,170 Km

BMW 325 - qualification - 15 minutes

24.08.2013 12:40

Qualifying started at 12:40:05



Lap	Lap Tm	Diff	Gap	Time of Day
(77) Raimo KULLI				
1	1:33.019	+2.212		12:43:26.898
2	1:31.473	+0.666	-1.546	12:44:58.371
3	1:31.316	+0.509	-0.157	12:46:29.687
4	1:31.240	+0.433	-0.076	12:48:00.927
5	1:31.289	+0.482	+0.049	12:49:32.216
6	1:35.965	+5.158	+4.676	12:51:08.181
7	1:31.337	+0.530	-4.628	12:52:39.518
8	1:42.749	+11.942	+11.412	12:54:22.267
9	1:30.807		-11.942	12:55:53.074
Best Tm: 1:30.807				

Lap	Lap Tm	Diff	Gap	Time of Day
(72) Mikko MAATEN				
1	1:32.629	+1.226		12:44:22.110
2	1:32.711	+1.308	+0.082	12:45:54.821
3	1:33.518	+2.115	+0.807	12:47:28.339
p4	2:23.260	+51.857	+49.742	12:49:51.599
5	1:45.726	+14.323	-37.534	12:51:37.325
6	1:31.441	+0.038	-14.285	12:53:08.766
7	1:32.110	+0.707	+0.669	12:54:40.876
8	1:31.403		-0.707	12:56:12.279
Best Tm: 1:31.403				

Lap	Lap Tm	Diff	Gap	Time of Day
(95) Allan TIGANE				
1	1:31.901	+0.316		12:44:30.029
2	1:32.130	+0.545	+0.229	12:46:02.159
3	1:31.585		-0.545	12:47:33.744
4	1:41.679	+10.094	+10.094	12:49:15.423
5	1:31.938	+0.353	-9.741	12:50:47.361
6	1:31.722	+0.137	-0.216	12:52:19.083
7	1:32.033	+0.448	+0.311	12:53:51.116
8	1:32.397	+0.812	+0.364	12:55:23.513
Best Tm: 1:31.585				

Lap	Lap Tm	Diff	Gap	Time of Day
(71) Tõnis HOMMIK				
1	1:32.986	+1.377		12:44:10.264
2	1:33.136	+1.527	+0.150	12:45:43.400
3	1:31.609		-1.527	12:47:15.009
4	1:33.898	+2.289	+2.289	12:48:48.907
5	1:31.956	+0.347	-1.942	12:50:20.863
6	1:37.880	+6.271	+5.924	12:51:58.743
7	1:32.001	+0.392	-5.879	12:53:30.744
8	1:32.150	+0.541	+0.149	12:55:02.894
9	1:31.794	+0.185	-0.356	12:56:34.688
Best Tm: 1:31.609				

Lap	Lap Tm	Diff	Gap	Time of Day
(75) Ruben LEND				
1	1:33.229	+1.283		12:43:30.675
2	1:32.498	+0.552	-0.731	12:45:03.173
3	1:32.059	+0.113	-0.439	12:46:35.232
4	1:31.946		-0.113	12:48:07.178
5	1:32.048	+0.102	+0.102	12:49:39.226
6	1:32.665	+0.719	+0.617	12:51:11.891
7	1:32.835	+0.889	+0.170	12:52:44.726
8	1:33.664	+1.718	+0.829	12:54:18.390
Best Tm: 1:31.946				

Lap	Lap Tm	Diff	Gap	Time of Day
(70) Margus PIHLAK				
1	1:32.888	+0.938		12:43:46.566
p2	1:49.215	+17.265	+16.327	12:45:35.781
3	2:23.040	+51.090	+33.825	12:47:58.821
4	1:32.282	+0.332	-50.758	12:49:31.103
5	1:32.179	+0.229	-0.103	12:51:03.282
6	1:32.648	+0.698	+0.469	12:52:35.930
7	1:31.950		-0.698	12:54:07.880
8	1:32.682	+0.732	+0.732	12:55:40.562
Best Tm: 1:31.950				

Lap	Lap Tm	Diff	Gap	Time of Day
(69) Enar-Klaus KUNMAN				
1	1:33.340	+1.357		12:44:15.117
2	1:33.470	+1.487	+0.130	12:45:48.587
3	1:32.920	+0.937	-0.550	12:47:21.507
4	1:32.294	+0.311	-0.626	12:48:53.801
5	1:32.343	+0.360	+0.049	12:50:26.144
6	1:32.972	+0.989	+0.629	12:51:59.116
7	1:33.183	+1.200	+0.211	12:53:32.299
8	1:31.983		-1.200	12:55:04.282
9	1:32.314	+0.331	+0.331	12:56:36.596
Best Tm: 1:31.983				

Lap	Lap Tm	Diff	Gap	Time of Day
(67) Rainer AUS				
1	1:32.587	+0.449		12:43:40.580
2	1:39.980	+7.842	+7.393	12:45:20.560
3	1:32.138		-7.842	12:46:52.698
4	1:32.568	+0.430	+0.430	12:48:25.266
5	1:48.906	+16.768	+16.338	12:50:14.172
6	1:32.867	+0.729	-16.039	12:51:47.039
7	1:32.661	+0.523	-0.206	12:53:19.700
8	1:33.350	+1.212	+0.689	12:54:53.050
9	1:32.263	+0.125	-1.087	12:56:25.313
Best Tm: 1:32.138				

Lap	Lap Tm	Diff	Gap	Time of Day
(60) Konstantin VEDENNIKOV				
1	1:33.295	+0.707		12:44:17.592
2	1:34.524	+1.936	+1.229	12:45:52.116
3	1:33.485	+0.897	-1.039	12:47:25.601
4	1:34.622	+2.034	+1.137	12:49:00.223
5	1:33.447	+0.859	-1.175	12:50:33.670
6	1:32.899	+0.311	-0.548	12:52:06.569
7	1:32.782	+0.194	-0.117	12:53:39.351
8	1:32.588		-0.194	12:55:11.939
Best Tm: 1:32.588				

Lap	Lap Tm	Diff	Gap	Time of Day
(66) Philip KLAAR				
1	1:42.088	+9.061		12:44:13.388
2	1:34.920	+1.893	-7.168	12:45:48.308
3	1:34.949	+1.922	+0.029	12:47:23.257
4	1:33.323	+0.296	-1.626	12:48:56.580
5	1:33.027		-0.296	12:50:29.607
6	1:39.342	+6.315	+6.315	12:52:08.949
7	1:33.209	+0.182	-6.133	12:53:42.158
8	1:33.604	+0.577	+0.395	12:55:15.762
Best Tm: 1:33.027				

Lap	Lap Tm	Diff	Gap	Time of Day
(91) Egon KAUR				
1	1:51.228	+17.657		12:44:16.670
2	1:36.809	+3.238	-14.419	12:45:53.479
3	1:36.963	+3.392	+0.154	12:47:30.442
4	1:35.251	+1.680	-1.712	12:49:05.693
5	1:33.662	+0.091	-1.589	12:50:39.355
6	1:33.739	+0.168	+0.077	12:52:13.094
7	1:33.977	+0.406	+0.238	12:53:47.071
8	1:33.571		-0.406	12:55:20.642
Best Tm: 1:33.571				

Lap	Lap Tm	Diff	Gap	Time of Day
(79) Sven KARUSE				
1	1:36.505	+2.258		12:44:01.823
2	1:35.849	+1.602	-0.656	12:45:37.672
3	1:35.835	+1.588	-0.014	12:47:13.507
4	1:37.737	+3.490	+1.902	12:48:51.244
5	1:34.776	+0.529	-2.961	12:50:26.020
6	1:35.903	+1.656	+1.127	12:52:01.923
7	1:34.247		-1.656	12:53:36.170
8	1:42.204	+7.957	+7.957	12:55:18.374
Best Tm: 1:34.247				

Lap	Lap Tm	Diff	Gap	Time of Day
Best Tm: 1:34.247				
(90) Jesper SARON				
1	2:24.330	+49.903		12:43:37.559
2	1:35.033	+0.606	-49.297	12:45:12.592
3	1:34.877	+0.450	-0.156	12:46:47.469
4	1:35.545	+1.118	+0.668	12:48:23.014
5	1:34.669	+0.242	-0.876	12:49:57.683
6	1:35.712	+1.285	+1.043	12:51:33.395
7	1:34.427		-1.285	12:53:07.822
Best Tm: 1:34.427				

Lap	Lap Tm	Diff	Gap	Time of Day
(76) Janeck KIISA				
1	1:35.901	+0.026		12:43:51.410
2	1:36.439	+0.564	+0.538	12:45:27.849
3	1:35.875		-0.564	12:47:03.724
4	1:38.195	+2.320	+2.320	12:48:41.919
5	1:36.732	+0.857	-1.463	12:50:18.651
6	1:36.517	+0.642	-0.215	12:51:55.168
7	1:38.404	+2.529	+1.887	12:53:33.572
8	1:35.999	+0.124	-2.405	12:55:09.571
9	1:36.276	+0.401	+0.277	12:56:45.847
Best Tm: 1:35.875				

Lap	Lap Tm	Diff	Gap	Time of Day
(88) Asmo AULIK				
1	1:36.068			12:43:31.501
2	1:36.416	+0.348	+0.348	12:45:07.917
3	1:37.357	+1.289	+0.941	12:46:45.274
4	1:36.901	+0.833	-0.456	12:48:22.175
5	1:37.571	+1.503	+0.670	12:49:59.746
6	1:37.537	+1.469	-0.034	12:51:37.283
7	1:38.496	+2.428	+0.959	12:53:15.779
8	1:40.414	+4.346	+1.918	12:54:56.193
9	1:42.565	+6.497	+2.151	12:56:38.758
Best Tm: 1:36.068				

Lap	Lap Tm	Diff	Gap	Time of Day
(73) Gert JUGALA				
1	1:43.145	+5.519		12:44:08.011
2	1:42.177	+4.551	-0.968	12:45:50.188
3	1:39.727	+2.101	-2.450	12:47:29.915
4	1:39.379	+1.753	-0.348	12:49:09.294
5	1:39.091	+1.465	-0.288	12:50:48.385
6	1:38.536	+0.910	-0.555	12:52:26.921
7	1:37.626		-0.910	12:54:04.547
8	1:38.149	+0.523	+0.523	12:55:42.696
Best Tm: 1:37.626				

POLE POSITION

Standing Start

1
2
3
4
5
6
7
8

1	77 Raimo KULLI 1:30.807 BMW 325i
3	95 Allan TIGANE 1:31.585 BMW 325i
5	75 Ruben LEND 1:31.946 BMW 325i
7	69 Enar-Klaus KUNMAN 1:31.983 BMW 325i
9	60 Konstantin VEDENNIKOV 1:32.588 BMW 325i
11	91 Egon KAUR 1:33.571 BMW 325i
13	90 Jesper SARON 1:34.427 BMW 325i
15	88 Asmo AULIK 1:36.068 BMW 325i

2	72 Mikk MAATEN 1:31.403 BMW 325i
4	71 Tõnis HOMMIK 1:31.609 BMW 325i
6	70 Margus PIHLAK 1:31.950 BMW 325i
8	67 Rainer AUS 1:32.138 BMW 325i
10	66 Philip KLAAR 1:33.027 BMW 325i
12	79 Sven KARUSE 1:34.247 BMW 325i
14	76 Janeck KIISA 1:35.875 BMW 325i
16	73 Gert JUGALA 1:37.626 BMW 325i

BMW 325

www.auto24ring.ee auto24ring 3,170 Km

BMW 325 1st race 18 minutes + 1 lap

24.08.2013 15:05

Race started at 15:06:40

Pos	No.	Name	Nat	Make	Race Team	Laps	Total Tm	Diff	Best Tm
1	77	Raimo KULLI	EST	BMW 325i	Forss Racing	13	19:54.855		1:31.093
2	72	Mikk MAATEN	EST	BMW 325i	ProRex Racing	13	19:57.273	2.418	1:31.049
3	69	Enar-Klaus KUNMAN	EST	BMW 325i	Ligur Racing	13	20:09.801	14.946	1:31.737
4	71	Tõnis HOMMIK	EST	BMW 325i	ProRex Racing	13	20:13.437	18.582	1:32.255
5	75	Ruben LEND	EST	BMW 325i	Vineda Racing	13	20:16.136	21.281	1:31.696
6	70	Margus PIHLAK	EST	BMW 325i	ProRex Racing	13	20:24.363	29.508	1:33.073
7	67	Rainer AUS	EST	BMW 325i	CarGlass Rally Team	13	20:29.283	34.428	1:32.981
8	66	Philip KLAAR	EST	BMW 325i	Forss Racing	13	20:32.722	37.867	1:33.175
9	91	Egon KAUR	EST	BMW 325i	CarGlass Rally Team	13	20:32.980	38.125	1:33.111
10	60	Konstantin VEDENNIK	EST	BMW 325i	Elea Racing	13	20:33.458	38.603	1:32.941
11	79	Sven KARUSE	EST	BMW 325i	Reinup Motorsport	13	20:46.712	51.857	1:34.500
12	90	Jesper SARON	EST	BMW 325i	Vineda Racing	13	21:00.838	1:05.983	1:34.848
13	73	Gert JUGALA	EST	BMW 325i	Scuderia Nordica	13	21:05.035	1:10.180	1:35.602
14	88	Asmo AULIK	EST	BMW 325i	Erki Sport	13	21:07.787	1:12.932	1:35.719
15	76	Janeck KIISA	EST	BMW 325i	A2 Racing	13	21:26.773	1:31.918	1:37.285

Not classified (75% = 10 Laps)

95	Allan TIGANE	EST	BMW 325i	Vineda Racing	5	7:44.938	8 Laps	1:31.550
----	--------------	-----	----------	---------------	---	----------	--------	----------

Margin of Victory	Avg. Speed	Best Lap Tm	Best Spd	Best Lap by
2.418	124,162	1:31.049	125,339	72 - Mikk MAATEN

Organiser: A2 Management Posted at:

Officialised at:

Orbits

Clerk of Course: Raul Koov

Secretary of Competitions: Piret Koov

Head Timekeeper: Urmas Jaanimets

Results and Laptimes: www.mylaps.ee

BMW 325

www.auto24ring.ee auto24ring 3,170 Km

BMW 325 1st race 18 minutes + 1 lap

24.08.2013 15:05

Race started at 15:06:40

Lap	Lap Tm	Diff	Gap	Time of Day
(77) Raimo KULLI				
1	1:35.298	+4.205		15:08:16.097
2	1:31.105	+0.012	-4.193	15:09:47.202
3	1:31.138	+0.045	+0.033	15:11:18.340
4	1:31.093		-0.045	15:12:49.433
5	1:31.579	+0.486	+0.486	15:14:21.012
6	1:31.222	+0.129	-0.357	15:15:52.234
7	1:31.593	+0.500	+0.371	15:17:23.827
8	1:31.798	+0.705	+0.205	15:18:55.625
9	1:31.923	+0.830	+0.125	15:20:27.548
10	1:31.698	+0.605	-0.225	15:21:59.246
11	1:31.920	+0.827	+0.222	15:23:31.166
12	1:31.933	+0.840	+0.013	15:25:03.099
13	1:32.555	+1.462	+0.622	15:26:35.654
Best Tm: 1:31.093				

Lap	Lap Tm	Diff	Gap	Time of Day
(72) Mikko MAATEN				
1	1:34.858	+3.809		15:08:16.477
2	1:31.137	+0.088	-3.721	15:09:47.614
3	1:31.049		-0.088	15:11:18.663
4	1:31.231	+0.182	+0.182	15:12:49.894
5	1:31.617	+0.568	+0.386	15:14:21.511
6	1:31.823	+0.774	+0.206	15:15:53.334
7	1:32.723	+1.674	+0.900	15:17:26.057
8	1:32.214	+1.165	-0.509	15:18:58.271
9	1:31.390	+0.341	-0.824	15:20:29.661
10	1:32.043	+0.994	+0.653	15:22:01.704
11	1:31.794	+0.745	-0.249	15:23:33.498
12	1:31.764	+0.715	-0.030	15:25:05.262
13	1:32.810	+1.761	+1.046	15:26:38.072
Best Tm: 1:31.049				

Lap	Lap Tm	Diff	Gap	Time of Day
(69) Enar-Klaus KUNMAN				
1	1:35.350	+3.613		15:08:19.139
2	1:31.737		-3.613	15:09:50.876
3	1:32.612	+0.875	+0.875	15:11:23.488
4	1:32.172	+0.435	-0.440	15:12:55.660
5	1:32.144	+0.407	-0.028	15:14:27.804
6	1:32.498	+0.761	+0.354	15:16:00.302
7	1:32.923	+1.186	+0.425	15:17:33.225
8	1:32.766	+1.029	-0.157	15:19:05.991
9	1:32.675	+0.938	-0.091	15:20:38.666
10	1:32.955	+1.218	+0.280	15:22:11.621
11	1:32.759	+1.022	-0.196	15:23:44.380
12	1:32.953	+1.216	+0.194	15:25:17.333
13	1:33.267	+1.530	+0.314	15:26:50.600
Best Tm: 1:31.737				

Lap	Lap Tm	Diff	Gap	Time of Day
(71) Tõnis HOMMIK				
1	1:37.245	+4.990		15:08:19.929
2	1:32.854	+0.599	-4.391	15:09:52.783
3	1:32.647	+0.392	-0.207	15:11:25.430
4	1:32.528	+0.273	-0.119	15:12:57.958
5	1:32.255		-0.273	15:14:30.213
6	1:33.519	+1.264	+1.264	15:16:03.732
7	1:32.890	+0.635	-0.629	15:17:36.622
8	1:33.295	+1.040	+0.405	15:19:09.917
9	1:32.941	+0.686	-0.354	15:20:42.858
10	1:32.866	+0.611	-0.075	15:22:15.724
11	1:32.810	+0.555	-0.056	15:23:48.534
12	1:32.827	+0.572	+0.017	15:25:21.361
13	1:32.875	+0.620	+0.048	15:26:54.236
Best Tm: 1:32.255				

Lap	Lap Tm	Diff	Gap	Time of Day
(75) Ruben LEND				
1	1:35.044	+3.348		15:08:17.966
2	1:32.277	+0.581	-2.767	15:09:50.243
3	1:33.818	+2.122	+1.541	15:11:24.061

Lap	Lap Tm	Diff	Gap	Time of Day
4	1:32.902	+1.206	-0.916	15:12:56.963
5	1:31.696		-1.206	15:14:28.659
6	1:34.127	+2.431	+2.431	15:16:02.786
7	1:33.730	+2.034	-0.397	15:17:36.516
8	1:32.623	+0.927	-1.107	15:19:09.139
9	1:35.575	+3.879	+2.952	15:20:44.714
10	1:33.254	+1.558	-2.321	15:22:17.968
11	1:33.263	+1.567	+0.009	15:23:51.231
12	1:33.016	+1.320	-0.247	15:25:24.247
13	1:32.688	+0.992	-0.328	15:26:56.935
Best Tm: 1:31.696				

Lap	Lap Tm	Diff	Gap	Time of Day
(70) Margus PIHLAK				
1	1:35.291	+2.218		15:08:18.740
2	1:35.160	+2.087	-0.131	15:09:53.900
3	1:33.073		-2.087	15:11:26.973
4	1:33.360	+0.287	+0.287	15:13:00.333
5	1:33.077	+0.004	-0.283	15:14:33.410
6	1:33.531	+0.458	+0.454	15:16:06.941
7	1:33.932	+0.859	+0.401	15:17:40.873
8	1:33.836	+0.763	-0.096	15:19:14.709
9	1:33.778	+0.705	-0.058	15:20:48.487
10	1:34.255	+1.182	+0.477	15:22:22.742
11	1:33.937	+0.864	-0.318	15:23:56.679
12	1:34.014	+0.941	+0.077	15:25:30.693
13	1:34.469	+1.396	+0.455	15:27:05.162
Best Tm: 1:33.073				

Lap	Lap Tm	Diff	Gap	Time of Day
(67) Rainer AUS				
1	1:36.990	+4.009		15:08:21.237
2	1:32.981		-4.009	15:09:54.218
3	1:33.120	+0.139	+0.139	15:11:27.338
4	1:33.424	+0.443	+0.304	15:13:00.762
5	1:33.052	+0.071	-0.372	15:14:33.814
6	1:36.445	+3.464	+3.393	15:16:10.259
7	1:34.671	+1.690	-1.774	15:17:44.930
8	1:33.675	+0.694	-0.996	15:19:18.605
9	1:34.482	+1.501	+0.807	15:20:53.087
10	1:34.046	+1.065	-0.436	15:22:27.133
11	1:35.033	+2.052	+0.987	15:24:02.166
12	1:33.630	+0.649	-1.403	15:25:35.796
13	1:34.286	+1.305	+0.656	15:27:10.082
Best Tm: 1:32.981				

Lap	Lap Tm	Diff	Gap	Time of Day
(66) Philip KLAAR				
1	1:36.531	+3.356		15:08:21.599
2	1:33.392	+0.217	-3.139	15:09:54.991
3	1:33.395	+0.220	+0.003	15:11:28.386
4	1:33.175		-0.220	15:13:01.561
5	1:33.298	+0.123	+0.123	15:14:34.859
6	1:35.041	+1.866	+1.743	15:16:09.900
7	1:34.324	+1.149	-0.717	15:17:44.224
8	1:34.222	+1.047	-0.102	15:19:18.446
9	1:34.266	+1.091	+0.044	15:20:52.712
10	1:34.298	+1.123	+0.032	15:22:27.010
11	1:35.672	+2.497	+1.374	15:24:02.682
12	1:35.492	+2.317	-0.180	15:25:38.174
13	1:35.347	+2.172	-0.145	15:27:13.521
Best Tm: 1:33.175				

Lap	Lap Tm	Diff	Gap	Time of Day
(91) Egon KAUR				
1	1:36.787	+3.676		15:08:22.025
2	1:34.681	+1.570	-2.106	15:09:56.706
3	1:33.545	+0.434	-1.136	15:11:30.251
4	1:33.704	+0.593	+0.159	15:13:03.955
5	1:33.111		-0.593	15:14:37.066
6	1:34.627	+1.516	+1.516	15:16:11.693
7	1:34.398	+1.287	-0.229	15:17:46.091
8	1:34.326	+1.215	-0.072	15:19:20.417

Lap	Lap Tm	Diff	Gap	Time of Day
9	1:35.202	+2.091	+0.876	15:20:55.619
10	1:33.921	+0.810	-1.281	15:22:29.540
11	1:33.804	+0.693	-0.117	15:24:03.344
12	1:35.063	+1.952	+1.259	15:25:38.407
13	1:35.372	+2.261	+0.309	15:27:13.779
Best Tm: 1:33.111				

Lap	Lap Tm	Diff	Gap	Time of Day
(60) Konstantin VEDEENIKOV				
1	1:37.701	+4.760		15:08:22.405
2	1:33.498	+0.557	-4.203	15:09:55.903
3	1:32.941		-0.557	15:11:28.844
4	1:33.019	+0.078	+0.078	15:13:01.863
5	1:33.288	+0.347	+0.269	15:14:35.151
6	1:37.440	+4.499	+4.152	15:16:12.591
7	1:33.978	+1.037	-3.462	15:17:46.569
8	1:34.637	+1.696	+0.659	15:19:21.206
9	1:33.982	+1.041	-0.655	15:20:55.188
10	1:33.095	+0.154	-0.887	15:22:28.283
11	1:34.725	+1.784	+1.630	15:24:03.008
12	1:35.644	+2.703	+0.919	15:25:38.652
13	1:35.605	+2.664	-0.039	15:27:14.257
Best Tm: 1:32.941				

Lap	Lap Tm	Diff	Gap	Time of Day
(79) Sven KARUSE				
1	1:40.114	+5.614		15:08:25.890
2	1:34.756	+0.256	-5.358	15:10:00.646
3	1:34.500		-0.256	15:11:35.146
4	1:34.574	+0.074	+0.074	15:13:09.720
5	1:34.826	+0.326	+0.252	15:14:44.546
6	1:34.876	+0.376	+0.050	15:16:19.422
7	1:35.342	+0.842	+0.466	15:17:54.764
8	1:35.635	+1.135	+0.293	15:19:30.399
9	1:35.746	+1.246	+0.111	15:21:06.145
10	1:35.512	+1.012	-0.234	15:22:41.657
11	1:35.081	+0.581	-0.431	15:24:16.738
12	1:35.314	+0.814	+0.233	15:25:52.052
13	1:35.459	+0.959	+0.145	15:27:27.511
Best Tm: 1:34.500				

Lap	Lap Tm	Diff	Gap	Time of Day
(90) Jesper SARON				
1	1:40.012	+5.164		15:08:26.221
2	1:36.984	+2.136	-3.028	15:10:03.205
3	1:35.341	+0.493	-1.643	15:11:38.546
4	1:36.170	+1.322	+0.829	15:13:14.716
5	1:34.848		-1.322	15:14:49

AUTO24RING - ERC, FINRace

BMW 325

www.auto24ring.ee auto24ring 3,170 Km

BMW 325 1st race 18 minutes + 1 lap

24.08.2013 15:05

Race started at 15:06:40

Lap	Lap Tm	Diff	Gap	Time of Day
Best Tm: 1:35.602				

Lap	Lap Tm	Diff	Gap	Time of Day
-----	--------	------	-----	-------------

Lap	Lap Tm	Diff	Gap	Time of Day
-----	--------	------	-----	-------------

(88) Asmo AULIK

1	1:39.442	+3.723		15:08:25.878
2	1:36.346	+0.627	-3.096	15:10:02.224
3	1:35.719		-0.627	15:11:37.943
4	1:36.311	+0.592	+0.592	15:13:14.254
5	1:36.990	+1.271	+0.679	15:14:51.244
6	1:37.866	+2.147	+0.876	15:16:29.110
7	1:36.862	+1.143	-1.004	15:18:05.972
8	1:36.161	+0.442	-0.701	15:19:42.133
9	1:36.759	+1.040	+0.598	15:21:18.892
10	1:36.863	+1.144	+0.104	15:22:55.755
11	1:38.456	+2.737	+1.593	15:24:34.211
12	1:36.450	+0.731	-2.006	15:26:10.661
13	1:37.925	+2.206	+1.475	15:27:48.586

Best Tm: 1:35.719

(76) Janeck KIISA

1	1:40.753	+3.468		15:08:27.403
2	1:38.307	+1.022	-2.446	15:10:05.710
3	1:38.961	+1.676	+0.654	15:11:44.671
4	1:37.285		-1.676	15:13:21.956
5	1:37.330	+0.045	+0.045	15:14:59.286
6	1:37.290	+0.005	-0.040	15:16:36.576
7	1:39.710	+2.425	+2.420	15:18:16.286
8	1:38.797	+1.512	-0.913	15:19:55.083
9	1:39.082	+1.797	+0.285	15:21:34.165
10	1:38.360	+1.075	-0.722	15:23:12.525
11	1:38.794	+1.509	+0.434	15:24:51.319
12	1:38.463	+1.178	-0.331	15:26:29.782
13	1:37.790	+0.505	-0.673	15:28:07.572

Best Tm: 1:37.285

(95) Allan TIGANE

1	1:35.671	+4.121		15:08:17.675
2	1:31.550		-4.121	15:09:49.225
3	1:31.945	+0.395	+0.395	15:11:21.170
4	1:31.959	+0.409	+0.014	15:12:53.129
5	1:32.608	+1.058	+0.649	15:14:25.737

Best Tm: 1:31.550

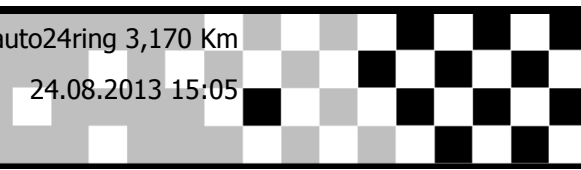
BMW 325

www.auto24ring.ee auto24ring 3,170 Km

BMW 325 1st race 18 minutes + 1 lap

24.08.2013 15:05

Race started at 15:06:40



Competitors	Laps													
	0	1	2	3	4	5	6	7	8	9	10	11	12	13
Raimo KULLI (77)	1	77	77	77	77	77	77	77	77	77	77	77	77	77
Mikk MAATEN (72)	2	72	72	72	72	72	72	72	72	72	72	72	72	72
Allan TIGANE (95)	3	95	95	95	95	95	69	69	69	69	69	69	69	69
Tõnis HOMMIK (71)	4	71	75	75	69	69	69	75	75	75	71	71	71	71
Ruben LEND (75)	5	75	70	69	75	75	75	71	71	71	75	75	75	75
Margus PIHLAK (70)	6	70	69	71	71	71	70	70	70	70	70	70	70	70
Enar-Klaus KUNMAN (69)	7	69	71	70	70	70	66	66	66	66	66	67	67	67
Rainer AUS (67)	8	67	67	67	67	67	67	67	67	67	67	66	66	66
Konstantin VEDENNIKOV (60)	9	60	66	66	66	66	66	91	91	91	60	60	60	91
Philip KLAAR (66)	10	66	91	60	60	60	60	60	60	91	91	91	60	60
Egon KAUR (91)	11	91	60	91	91	91	91	79	79	79	79	79	79	79
Sven KARUSE (79)	12	79	88	79	79	79	79	90	90	90	90	90	90	90
Jesper SARON (90)	13	90	79	88	88	88	90	88	88	88	88	73	73	73
Asmo AULIK (88)	14	88	90	90	90	90	88	73	73	73	73	88	88	88
Janeck KIISA (76)	15	76	76	76	73	73	73	76	76	76	76	76	76	76
Gert JUGALA (73)	16	73	73	73	76	76	76							

BMW 325

www.auto24ring.ee auto24ring 3,170 Km

BMW 325 2nd race 18 minutes + 1 lap

24.08.2013 18:05

Race started at 18:06:33

Pos	No.	Name	Nat	Make	Race Team	Laps	Total Tm	Diff	Best Tm
1	72	Mikk MAATEN	EST	BMW 325i	ProRex Racing	13	19:56.527		1:31.321
2	95	Allan TIGANE	EST	BMW 325i	Vineda Racing	13	20:03.555	7.028	1:31.666
3	77	Raimo KULLI	EST	BMW 325i	Forss Racing	13	20:04.092	7.565	1:31.003
4	69	Enar-Klaus KUNMAN	EST	BMW 325i	Ligur Racing	13	20:11.433	14.906	1:32.243
5	60	Konstantin VEDENNIK	EST	BMW 325i	Elea Racing	13	20:22.071	25.544	1:33.039
6	91	Egon KAUR	EST	BMW 325i	CarGlass Rally Team	13	20:26.517	29.990	1:33.515
7	70	Margus PIHLAK	EST	BMW 325i	ProRex Racing	13	20:28.254	31.727	1:33.280
8	66	Philip KLAAR	EST	BMW 325i	Forss Racing	13	20:32.822	36.295	1:33.784
9	79	Sven KARUSE	EST	BMW 325i	Reinup Motorsport	13	20:43.666	47.139	1:34.469
10	73	Gert JUGALA	EST	BMW 325i	Scuderia Nordica	13	21:03.267	1:06.740	1:35.543
11	76	Janeck KIISA	EST	BMW 325i	A2 Racing	13	21:38.399	1:41.872	1:35.549
12	71	Tõnis HOMMIK	EST	BMW 325i	ProRex Racing	12	20:07.353	1 Lap	1:32.343

Not classified (75% = 10 Laps)

	75	Ruben LEND	EST	BMW 325i	Vineda Racing	3	4:46.857	10 Laps	1:33.473
	67	Rainer AUS	EST	BMW 325i	CarGlass Rally Team	1	1:40.204	12 Laps	1:36.931
DQ	90	Jesper SARON	EST	BMW 325i	Vineda Racing	13	20:42.895	DQ	1:34.589
DQ	88	Asmo AULIK	EST	BMW 325i	Erki Sport	13	21:18.646	DQ	1:37.099

Announcements

- Nr. 76 - valestart, lisatakse lõppajale 20 sekundit
- Nr. 76 - kollaste lippude alas möödasõit, lisatakse 10 sekundit lõppajale
- Nr. 77 - kollaste lippude alas möödasõit, lisatakse 10 sekundit lõppajale.
- Nr. 88 ja 90 tulemuste tühistamine , tehniliste tingimuste mittevastavus

Margin of Victory	Avg. Speed	Best Lap Tm	Best Spd	Best Lap by
7.028	123,989	1:31.003	125,402	77 - Raimo KULLI

Organiser: A2 Management Posted at:

Officialised at:

Orbits

Clerk of Course: Raul Koov

Secretary of Competitions: Piret Koov

Head Timekeeper: Urmas Jaanimets

Results and Laptimes: www.mylaps.ee



BMW 325

www.auto24ring.ee auto24ring 3,170 Km

BMW 325 2nd race 18 minutes + 1 lap

24.08.2013 18:05

Race started at 18:06:33

Lap	Lap Tm	Diff	Gap	Time of Day
(72) Mikko MAATEN				
1	1:35.194	+3.873		18:08:09.028
2	1:31.321	-3.873		18:09:40.349
3	1:31.868	+0.547	-3.873	18:11:12.217
4	1:31.771	+0.450	-0.097	18:12:43.988
5	1:32.311	+0.990	+0.540	18:14:16.299
6	1:32.303	+0.982	-0.008	18:15:48.602
7	1:32.354	+1.033	+0.051	18:17:20.956
8	1:31.360	+0.039	-0.994	18:18:52.316
9	1:31.615	+0.294	+0.255	18:20:23.931
10	1:31.753	+0.432	+0.138	18:21:55.684
11	1:31.676	+0.355	-0.077	18:23:27.360
12	1:31.455	+0.134	-0.221	18:24:58.815
13	1:31.546	+0.225	+0.091	18:26:30.361
Best Tm: 1:31.321				

Lap	Lap Tm	Diff	Gap	Time of Day
(95) Allan TIGANE				
1	1:36.906	+5.240		18:08:11.818
2	1:31.666	-5.240		18:09:43.484
3	1:31.702	+0.036	+0.036	18:11:15.186
4	1:32.085	+0.419	+0.383	18:12:47.271
5	1:31.856	+0.190	-0.229	18:14:19.127
6	1:32.342	+0.676	+0.486	18:15:51.469
7	1:32.051	+0.385	-0.291	18:17:23.520
8	1:32.246	+0.580	+0.195	18:18:55.766
9	1:32.385	+0.719	+0.139	18:20:28.151
10	1:32.188	+0.522	-0.197	18:22:00.339
11	1:32.241	+0.575	+0.053	18:23:32.580
12	1:32.310	+0.644	+0.069	18:25:04.890
13	1:32.499	+0.833	+0.189	18:26:37.389
Best Tm: 1:31.666				

Lap	Lap Tm	Diff	Gap	Time of Day
(77) Raimo KULLI				
1	1:36.377	+5.374		18:08:10.961
2	1:31.101	+0.098	-5.276	18:09:42.062
3	1:31.268	+0.265	+0.167	18:11:13.330
4	1:31.003	-0.265		18:12:44.333
5	1:32.121	+1.118	+1.118	18:14:16.454
6	1:31.687	+0.684	-0.434	18:15:48.141
7	1:31.466	+0.463	-0.221	18:17:19.607
8	1:31.296	+0.293	-0.170	18:18:50.903
9	1:31.617	+0.614	+0.321	18:20:22.520
10	1:31.165	+0.162	-0.452	18:21:53.685
11	1:31.549	+0.546	+0.384	18:23:25.234
12	1:31.285	+0.282	-0.264	18:24:56.519
13	1:31.407	+0.404	+0.122	18:26:27.926
Best Tm: 1:31.003				

Lap	Lap Tm	Diff	Gap	Time of Day
(69) Enar-Klaus KUNMAN				
1	1:36.170	+3.927		18:08:12.021
2	1:32.295	+0.052	-3.875	18:09:44.316
3	1:32.480	+0.237	+0.185	18:11:16.796
4	1:32.243	-0.237		18:12:49.039
5	1:32.487	+0.244	+0.244	18:14:21.526
6	1:32.612	+0.369	+0.125	18:15:54.138
7	1:33.313	+1.070	+0.701	18:17:27.451
8	1:32.859	+0.616	-0.454	18:19:00.310
9	1:32.645	+0.402	-0.214	18:20:32.955
10	1:32.377	+0.134	-0.268	18:22:05.332
11	1:33.147	+0.904	+0.770	18:23:38.479
12	1:33.176	+0.933	+0.029	18:25:11.655
13	1:33.612	+1.369	+0.436	18:26:45.267
Best Tm: 1:32.243				

Lap	Lap Tm	Diff	Gap	Time of Day
(60) Konstantin VEDENNIKOV				
1	1:38.084	+5.045		18:08:14.726
2	1:33.802	+0.763	-4.282	18:09:48.528
3	1:33.276	+0.237	-0.526	18:11:21.804

Lap	Lap Tm	Diff	Gap	Time of Day
4	1:33.485	+0.446	+0.209	18:12:55.289
5	1:33.039	-0.446		18:14:28.328
6	1:33.469	+0.430	+0.430	18:16:01.797
7	1:33.085	+0.046	-0.384	18:17:34.882
8	1:33.331	+0.292	+0.246	18:19:08.213
9	1:33.428	+0.389	+0.097	18:20:41.641
10	1:33.824	+0.785	+0.396	18:22:15.465
11	1:33.488	+0.449	-0.336	18:23:48.953
12	1:33.310	+0.271	-0.178	18:25:22.263
13	1:33.642	+0.603	+0.332	18:26:55.905
Best Tm: 1:33.039				

Lap	Lap Tm	Diff	Gap	Time of Day
(91) Egon KAUR				
1	1:37.200	+3.685		18:08:15.007
2	1:33.883	+0.368	-3.317	18:09:48.890
3	1:34.013	+0.498	+0.130	18:11:22.903
4	1:33.616	+0.101	-0.397	18:12:56.519
5	1:34.214	+0.699	+0.598	18:14:30.733
6	1:33.931	+0.416	-0.283	18:16:04.664
7	1:33.518	+0.003	-0.413	18:17:38.182
8	1:33.934	+0.419	+0.416	18:19:12.116
9	1:33.808	+0.293	-0.126	18:20:45.924
10	1:33.515	-0.293		18:22:19.439
11	1:33.659	+0.144	+0.144	18:23:53.098
12	1:33.670	+0.155	+0.011	18:25:26.768
13	1:33.583	+0.068	-0.087	18:27:00.351
Best Tm: 1:33.515				

Lap	Lap Tm	Diff	Gap	Time of Day
(70) Margus PIHLAK				
1	1:36.128	+2.848		18:08:13.728
2	1:36.084	+2.804	-0.044	18:09:49.812
3	1:34.187	+0.907	-1.897	18:11:23.999
4	1:34.568	+1.288	+0.381	18:12:58.567
5	1:34.317	+1.037	-0.251	18:14:32.884
6	1:33.982	+0.702	-0.335	18:16:06.866
7	1:33.361	+0.081	-0.621	18:17:40.227
8	1:33.812	+0.532	+0.451	18:19:14.039
9	1:33.631	+0.351	-0.181	18:20:47.670
10	1:33.744	+0.464	+0.113	18:22:21.414
11	1:33.876	+0.596	+0.132	18:23:55.290
12	1:33.518	+0.238	-0.358	18:25:28.808
13	1:33.280	-0.238		18:27:02.088
Best Tm: 1:33.280				

Lap	Lap Tm	Diff	Gap	Time of Day
(66) Philip KLAAR				
1	1:37.090	+3.306		18:08:15.529
2	1:34.867	+1.083	-2.223	18:09:50.396
3	1:34.158	+0.374	-0.709	18:11:24.554
4	1:34.341	+0.557	+0.183	18:12:58.895
5	1:34.835	+1.051	+0.494	18:14:33.730
6	1:34.437	+0.653	-0.398	18:16:08.167
7	1:34.271	+0.487	-0.166	18:17:42.438
8	1:34.174	+0.390	-0.097	18:19:16.612
9	1:34.085	+0.301	-0.089	18:20:50.697
10	1:33.784	-0.301		18:22:24.481
11	1:33.875	+0.091	+0.091	18:23:58.356
12	1:34.103	+0.319	+0.228	18:25:32.459
13	1:34.197	+0.413	+0.094	18:27:06.656
Best Tm: 1:33.784				

Lap	Lap Tm	Diff	Gap	Time of Day
(79) Sven KARUSE				
1	1:38.435	+3.966		18:08:17.430
2	1:35.066	+0.597	-3.369	18:09:52.496
3	1:35.097	+0.628	+0.031	18:11:27.593
4	1:35.459	+0.990	+0.362	18:13:03.052
5	1:35.263	+0.794	-0.196	18:14:38.315
6	1:35.126	+0.657	-0.137	18:16:13.441
7	1:34.614	+0.145	-0.512	18:17:48.055
8	1:34.814	+0.345	+0.200	18:19:22.869

Lap	Lap Tm	Diff	Gap	Time of Day
9	1:34.469	-0.345		18:20:57.338
10	1:34.979	+0.510	+0.510	18:22:32.317
11	1:35.148	+0.679	+0.169	18:24:07.465
12	1:35.477	+1.008	+0.329	18:25:42.942
13	1:34.558	+0.089	-0.919	18:27:17.500
Best Tm: 1:34.469				

Lap	Lap Tm	Diff	Gap	Time of Day
(73) Gert JUGALA				
1	1:39.696	+4.153		18:08:19.354
2	1:37.077	+1.534	-2.619	18:09:56.431
3	1:37.083	+1.542	+0.008	18:11:33.516
4	1:39.493	+3.950	+2.408	18:13:13.009
5	1:36.105	+0.562	-3.388	18:14:49.114
6	1:35.888	+0.345	-0.217	18:16:25.002
7	1:35.795	+0.252	-0.093	18:18:00.797
8	1:36.200	+0.657	+0.405	18:19:36.997
9	1:35.543	-0.657		18:21:12.540
10	1:36.333	+0.790	+0.790	18:22:48.873
11	1:36.221	+0.678	-0.112	18:24:25.094
12	1:35.941	+0.398	-0.280	18:26:01.035
13	1:36.066	+0.523	+0.125	18:27:37.101
Best Tm: 1:35.543				

Lap	Lap Tm	Diff	Gap	Time of Day
(76) Janeck KIISA				
1	1:40.440	+4.891		18:08:20.433
2	1:36.934	+1.385	-3.506	18:09:57.367
3	1:36.985	+1.436	+0.051	18:11:34.352
4	1:39.506	+3.957	+2.521	18:13:13.858
5	1:35.901	+0.352	-3.605	18:14:49.759
6	1:37.362	+1.813	+1.461	18:16:27.121
7	1:35.652	+0.103	-1.710	18:18:02.773
8	1:35.549	-0.103		18:19:38.322
9	1:36.671	+1.122	+1.122	18:21:14.993
10	1:36.789	+1.240	+0.118	18:22:51.782
11	1:36.843	+1.294	+0.054	18:24:28.625
12	1:36.384	+0.835	-0.459	18:26:05.009
13	1:37.224	+1.675	+0.840	18:27:42.233
Best Tm: 1:35.549				

Lap	Lap Tm	Diff	Gap	Time of Day
(71) Tõnis HOMMIK				
1	1:36.294	+3.951		18:08:12.773
2	1:35.167	+2.824	-1.127	18:09:47.940
3	1:32.343	-2.824		18:11:20.283
p4	2:36.859	+1:04.516	1:04.516	18:13:57.142
5	1:55.348	+23.005	-41.	

AUTO24RING - ERC, FINRace

BMW 325

www.auto24ring.ee auto24ring 3,170 Km

BMW 325 2nd race 18 minutes + 1 lap

24.08.2013 18:05

Race started at 18:06:33

Lap	Lap Tm	Diff	Gap	Time of Day
3	1:34.616	+0.027	-0.370	18:11:26.370
4	1:35.291	+0.702	+0.675	18:13:01.661
5	1:35.259	+0.670	-0.032	18:14:36.920
6	1:35.617	+1.028	+0.358	18:16:12.537
7	1:34.602	+0.013	-1.015	18:17:47.139
8	1:34.646	+0.057	+0.044	18:19:21.785
9	1:34.808	+0.219	+0.162	18:20:56.593
10	1:35.366	+0.777	+0.558	18:22:31.959
11	1:34.589		-0.777	18:24:06.548
12	1:34.740	+0.151	+0.151	18:25:41.288
13	1:35.441	+0.852	+0.701	18:27:16.729

Best Tm: 1:34.589

(88) Asmo AULIK

Lap	Lap Tm	Diff	Gap	Time of Day
1	1:38.713	+1.614		18:08:18.265
2	1:37.441	+0.342	-1.272	18:09:55.706
3	1:37.209	+0.110	-0.232	18:11:32.915
4	1:38.195	+1.096	+0.986	18:13:11.110
5	1:38.003	+0.904	-0.192	18:14:49.113
6	1:38.698	+1.599	+0.695	18:16:27.811
7	1:37.099		-1.599	18:18:04.910
8	1:37.991	+0.892	+0.892	18:19:42.901
9	1:38.017	+0.918	+0.026	18:21:20.918
10	1:37.231	+0.132	-0.786	18:22:58.149
11	1:38.011	+0.912	+0.780	18:24:36.160
12	1:38.072	+0.973	+0.061	18:26:14.232
13	1:38.248	+1.149	+0.176	18:27:52.480

Best Tm: 1:37.099

Lap Lap Tm Diff Gap Time of Day

Lap Lap Tm Diff Gap Time of Day

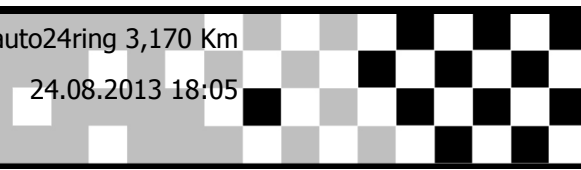
BMW 325

www.auto24ring.ee auto24ring 3,170 Km

BMW 325 2nd race 18 minutes + 1 lap

24.08.2013 18:05

Race started at 18:06:33



Competitors	Laps													
	0	1	2	3	4	5	6	7	8	9	10	11	12	13
Mikk MAATEN (72)	1	72	72	72	72	72	72	77	77	77	77	77	77	77
Raimo KULLI (77)	2	77	77	77	77	77	77	72	72	72	72	72	72	72
Allan TIGANE (95)	3	95	95	95	95	95	95	95	95	95	95	95	95	95
Ruben LEND (75)	4	75	69	69	69	69	69	69	69	69	69	69	69	69
Enar-Klaus KUNMAN (69)	5	69	71	75	71	60	60	60	60	60	60	60	60	60
Tõnis HOMMIK (71)	6	71	75	71	75	91	91	91	91	91	91	91	91	91
Konstantin VEDENNIKOV (60)	7	60	70	60	60	70	70	70	70	70	70	70	70	70
Rainer AUS (67)	8	67	67	91	91	66	66	66	66	66	66	66	66	66
Margus PIHLAK (70)	9	70	60	70	70	90	90	90	90	90	90	90	90	90
Egon KAUR (91)	10	91	91	66	66	79	79	79	79	79	79	79	79	79
Philip KLAAR (66)	11	66	66	90	90	88	88	73	73	73	73	73	73	73
Sven KARUSE (79)	12	79	90	79	79	73	73	76	76	76	76	76	76	76
Jesper SARON (90)	13	90	79	88	88	76	76	88	88	88	88	88	88	88
Asmo AULIK (88)	14	88	88	73	73	71	71	71	71	71	71	71	71	71
Gert JUGALA (73)	15	73	73	76	76									
Janeck KIISA (76)	16	76	76											