



SKY
plus



SuperMoto
championship

SUPERMOTO ESTONIAN CHAMPIONSHIP 5. ROUND
Kuussaare Airport, Kuussaare, Estonia
24.07.2010

EAL TIMING
SPORTS TIMING

MYLAPS
SPORTS TIMING

Timing and Results by EAL Timing

<http://www.supermoto.ee>



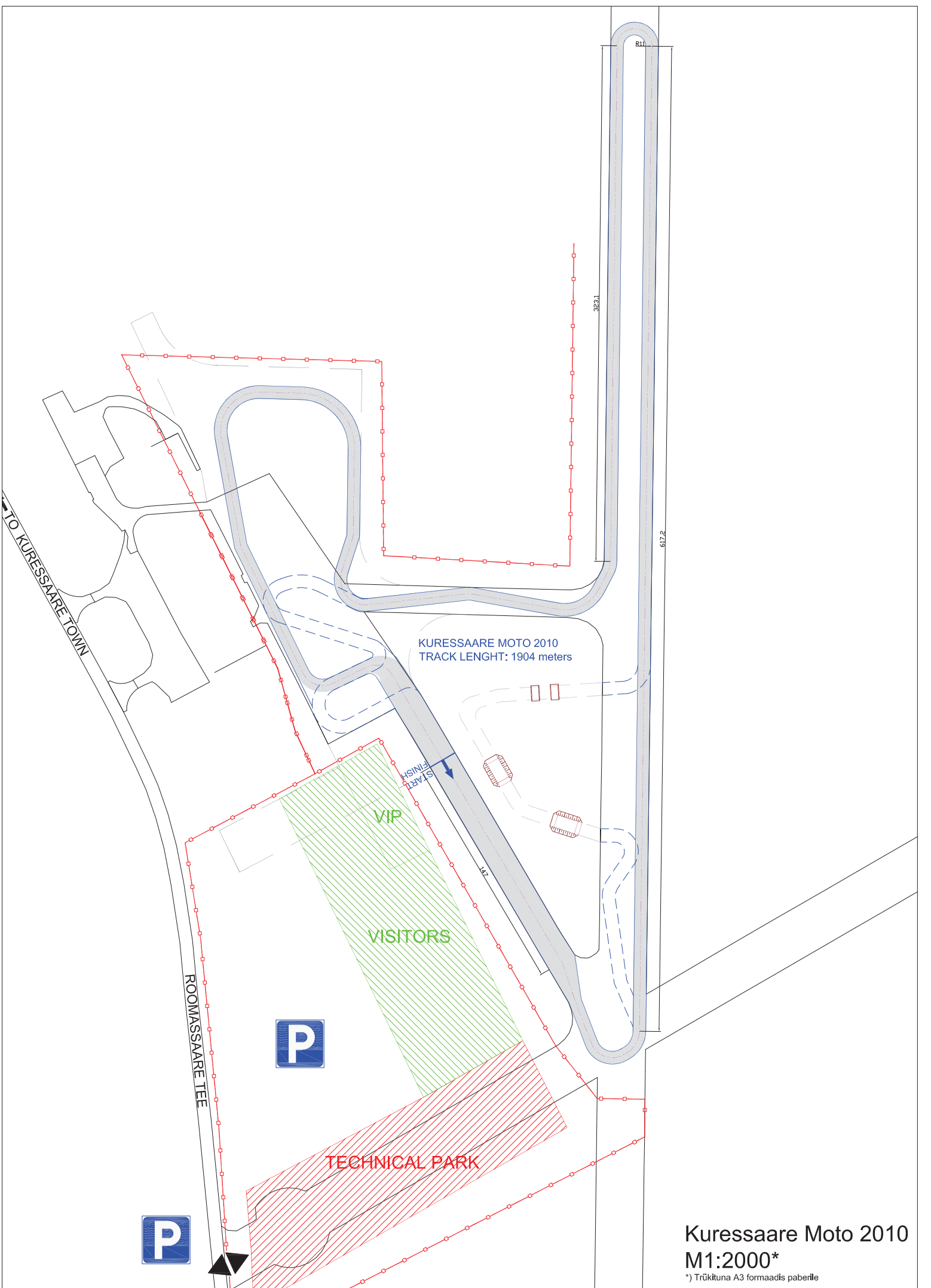
DREAMER

AMPS Catering Jäme



DUNLOP
Motorsport





KÜRESSAARE MOTO 2010
TRACK LENGTH: 1904 meters

START-FINISH

VIP

VISITORS

TECHNICAL PARK



Kuressaare Moto 2010
M1:2000*

*) Trükituna A3 formaadis paberile



Sky Plus Supermoto Eesti MV V etapp

Sorted on Best Lap time

Open
 Open A + B - Vabatreeningsõit
 Practice started at 14:10:27

Kuressaare lennuväli 1,904 Km

24.07.2010 13:40



Pos	No.	Name	Nat	Entrant/Race Team	Make	Best Tm	Diff	Gap	Laps	In Lap	Best Speed
1	111	Toni Klem	FIN	KMC	Husqvarna	1:23.023			8	4	82,560
2	114	Rannar Uusna	EST	Supermotofinland	Husqvarna	1:23.192	0.169	0.169	8	4	82,393
3	96	Andre Kiil	EST	Saksa Auto AMK	TM	1:23.380	0.357	0.188	8	8	82,207
4	58	Roomet Kurg	EST	Motobox RT	Bucci Moto	1:23.584	0.561	0.204	6	6	82,006
5	156	Taavi Nassar	EST	Sõmerpalu MK	TM	1:23.657	0.634	0.073	7	5	81,935
6	42	Kari Vehniäinen	FIN	Supermotofinland	Husqvarna	1:23.953	0.930	0.296	9	9	81,646
7	11	Karl Pärtelpoeg	EST	Äksi MK	TM	1:24.169	1.146	0.216	3	2	81,436
8	931	Fred Anton	EST	Motoextreme	KTM	1:24.730	1.707	0.561	9	1	80,897
9	121	Jussi Valkeapää	FIN	ValkMK	Husqvarna	1:24.838	1.815	0.108	8	8	80,794
10	4	Aurelijus Tamonis	LIT	LSMA	TM	1:24.895	1.872	0.057	14	11	80,740
11	311	Martin Leok	EST	Sõmerpalu MK	TM	1:24.952	1.929	0.057	5	4	80,686
12	17	Tomi Kokko	FIN	KMC	Kawasaki	1:24.954	1.931	0.002	8	7	80,684
13	171	Kalle Toronen	FIN	KarMK	Husqvarna	1:25.547	2.524	0.593	8	6	80,124
14	12	Erki Silvasti	FIN	Konnrmk/ua	KTM	1:26.237	3.214	0.690	9	6	79,483
15	737	Marius Sileika	LIT	LSMA	Suzuki	1:26.600	3.577	0.363	8	1	79,150
16	777	Ari Kuokka	FIN	KMC	KTM	1:26.811	3.788	0.211	9	7	78,958
17	9	Atis Parums	LAT	AP Motoklubs	KTM	1:28.257	5.234	1.446	8	1	77,664
18	3	Toni Liimatainen	FIN	SaarMPU	KTM	1:28.310	5.287	0.053	8	7	77,617
19	5	Marek Virves	EST	Tabasalu MK	Kawasaki	1:28.388	5.365	0.078	8	8	77,549
20	52	Risto Järv	EST	RedMoto Honda	Honda	1:28.458	5.435	0.070	6	5	77,488
21	75	Dzintars Baltais	LAT	Motodroms	TM	1:28.742	5.719	0.284	8	6	77,240
22	424	Sven Simulask	EST	Tabasalu MK	Kawasaki	1:29.943	6.920	1.201	9	9	76,208
23	333	Mikk Heina	EST	Pärnu MC	Honda	1:29.954	6.931	0.011	7	3	76,199
24	98	Kristjan Kuill	EST	Motobox RT	Husqvarna	1:30.061	7.038	0.107	7	7	76,108
25	94	Teet Mutli	EST	Viljandi VMK	Aprilia	1:31.811	8.788	1.750	6	3	74,658
26	178	Hendrik Meremaa	EST	AYR Racing Team	Honda	1:32.423	9.400	0.612	8	7	74,163
27	25	Joosep Laiksoo	EST	Tabasalu MK	KTM	1:33.268	10.245	0.845	8	8	73,491
28	77	Neeme Ervin	EST	EMMK	Honda	1:34.297	11.274	1.029	7	5	72,689
29	67	Erko Sinisalu	EST	AYR Racing Team	KTM	1:34.617	11.594	0.320	6	6	72,444
30	7	Margus Mandre	EST	Tabasalu MK	Kawasaki	1:34.920	11.897	0.303	8	6	72,212
31	969	Peeter Teemusk	EST	Saku MK	KTM	1:40.161	17.138	5.241	6	6	68,434
32	315	Raul Kull	EST	Laansoo MK	KTM	1:44.682	21.659	4.521	4	4	65,478
33	24	Riho Laiksoo	EST	Tabasalu MK	KTM				0		-

Korraldus: Saksa Auto AMK

Orbits

Peakotunik: Margus Ostnik

Peasekretär: Annika Luige

Peaajamõõtja: Asper Leppik

Printed: 25.07.2010 17:34:23





Sky Plus Supermoto Eesti MV V etapp


Open

Kuussaare lennuväli 1,904 Km

Open A + B - Vabatreeningsõit

24.07.2010 13:40

Practice started at 14:10:27



Lap	Lap Tm	Diff	Time of Day
(111) Toni Klem			
1	1:30.207	+7.184	14:15:06.242
2	1:25.952	+2.929	14:16:32.194
3	1:26.302	+3.279	14:17:58.496
4	1:23.023		14:19:21.519
5	1:24.334	+1.311	14:20:45.853
6	1:54.919	+31.896	14:22:40.772
7	1:27.603	+4.580	14:24:08.375
8	1:23.403	+0.380	14:25:31.778

Lap	Lap Tm	Diff	Time of Day
(114) Rannar Uusna			
1	1:31.990	+8.798	14:31:16.651
2	1:26.549	+3.357	14:32:43.200
3	1:33.306	+10.114	14:34:16.506
4	1:23.192		14:35:39.698
5	2:29.634	+1:06.442	14:38:09.332
6	1:31.803	+8.611	14:39:41.135
7	1:25.586	+2.394	14:41:06.721
8	1:25.166	+1.974	14:42:31.887

Lap	Lap Tm	Diff	Time of Day
(96) Andre Kiil			
1	1:30.790	+7.410	14:32:21.279
2	1:28.350	+4.970	14:33:49.629
3	1:25.196	+1.816	14:35:14.825
4	1:24.629	+1.249	14:36:39.454
5	1:29.117	+5.737	14:38:08.571
6	1:33.069	+9.689	14:39:41.640
7	1:23.550	+0.170	14:41:05.190
8	1:23.380		14:42:28.570

Lap	Lap Tm	Diff	Time of Day
(58) Roomet Kurg			
1	1:30.480	+6.896	14:34:31.865
2	1:25.348	+1.764	14:35:57.213
3	1:25.696	+2.112	14:37:22.909
4	1:26.004	+2.420	14:38:48.913
5	1:25.261	+1.677	14:40:14.174
6	1:23.584		14:41:37.758

Lap	Lap Tm	Diff	Time of Day
(156) Taavi Nassar			
1	1:30.165	+6.508	14:31:01.888
2	1:26.524	+2.867	14:32:28.412
3	1:27.175	+3.518	14:33:55.587
4	1:24.297	+0.640	14:35:19.884
5	1:23.657		14:36:43.541
6	1:24.551	+0.894	14:38:08.092
7	1:32.069	+8.412	14:39:40.161

Lap	Lap Tm	Diff	Time of Day
(42) Kari Vehniäinen			
1	1:38.254	+14.301	14:30:11.156
2	1:31.823	+7.870	14:31:42.979
3	1:26.298	+2.345	14:33:09.277
4	1:25.632	+1.679	14:34:34.909
5	1:26.759	+2.806	14:36:01.668
6	1:25.789	+1.836	14:37:27.457
7	1:24.986	+1.033	14:38:52.443
8	1:24.530	+0.577	14:40:16.973
9	1:23.953		14:41:40.926

Lap	Lap Tm	Diff	Time of Day
(11) Karl Pärtelpoeg			
1	1:26.624	+2.455	14:40:27.493
2	1:24.169		14:41:51.662
3	1:29.328	+5.159	14:43:20.990

Lap	Lap Tm	Diff	Time of Day
(931) Fred Anton			
1	1:24.730		14:13:37.965

Lap	Lap Tm	Diff	Time of Day
2	1:34.124	+9.394	14:15:12.089
3	1:29.048	+4.318	14:16:41.137
4	1:29.106	+4.376	14:18:10.243
5	1:25.865	+1.135	14:19:36.108
6	1:26.336	+1.606	14:21:02.444
7	1:27.779	+3.049	14:22:30.223
8	1:24.940	+0.210	14:23:55.163
9	1:25.900	+1.170	14:25:21.063

Lap	Lap Tm	Diff	Time of Day
(121) Jussi Valkeapää			
1	1:34.186	+9.348	14:15:11.172
2	1:30.647	+5.809	14:16:41.819
3	1:26.236	+1.398	14:18:08.055
4	1:25.794	+0.956	14:19:33.849
5	1:26.841	+2.003	14:21:00.690
6	1:27.154	+2.316	14:22:27.844
7	1:25.007	+0.169	14:23:52.851
8	1:24.838		14:25:17.689

Lap	Lap Tm	Diff	Time of Day
(4) Aurelijus Tamonis			
1	1:32.831	+7.936	14:16:35.206
2	1:29.587	+4.692	14:18:04.793
3	1:28.770	+3.875	14:19:33.563
4	1:30.180	+5.285	14:21:03.743
5	1:29.410	+4.515	14:22:33.153
6	1:28.435	+3.540	14:24:01.588
7	1:27.235	+2.340	14:25:28.823
8	8:10.402	+6:45.507	14:33:39.225
9	1:26.381	+1.486	14:35:05.606
10	1:26.264	+1.369	14:36:31.870
11	1:24.895		14:37:56.765
12	1:25.706	+0.811	14:39:22.471
13	1:25.444	+0.549	14:40:47.915
14	1:25.558	+0.663	14:42:13.473

Lap	Lap Tm	Diff	Time of Day
(311) Martin Leok			
1	1:32.148	+7.196	14:16:22.599
2	1:28.404	+3.452	14:17:51.003
3	1:31.728	+6.776	14:19:22.731
4	1:24.952		14:20:47.683
5	1:25.727	+0.775	14:22:13.410

Lap	Lap Tm	Diff	Time of Day
(17) Tomi Kokko			
1	1:34.316	+9.362	14:15:15.572
2	1:29.039	+4.085	14:16:44.611
3	1:27.690	+2.736	14:18:12.301
4	1:25.779	+0.825	14:19:38.080
5	1:25.945	+0.991	14:21:04.025
6	1:27.394	+2.440	14:22:31.419
7	1:24.954		14:23:56.373
8	1:25.436	+0.482	14:25:21.809

Lap	Lap Tm	Diff	Time of Day
(171) Kalle Toronen			
1	1:33.820	+8.273	14:15:19.922
2	1:33.059	+7.512	14:16:52.981
3	1:28.249	+2.702	14:18:21.230
4	1:26.976	+1.429	14:19:48.206
5	1:26.841	+1.294	14:21:15.047
6	1:25.547		14:22:40.594
7	1:27.516	+1.969	14:24:08.110
8	1:27.252	+1.705	14:25:35.362

Lap	Lap Tm	Diff	Time of Day
(12) Erki Silvasti			
1	1:30.206	+3.969	14:29:47.373
2	1:27.958	+1.721	14:31:15.331
3	1:27.306	+1.069	14:32:42.637

Lap	Lap Tm	Diff	Time of Day
4	1:26.518	+0.281	14:34:09.155
5	1:26.844	+0.607	14:35:35.999
6	1:26.237		14:37:02.236
7	1:26.435	+0.198	14:38:28.671
8	1:39.800	+13.563	14:40:08.471
9	1:27.346	+1.109	14:41:35.817

Lap	Lap Tm	Diff	Time of Day
(737) Marius Sileika			
1	1:26.600		14:13:39.551
2	1:39.507	+12.907	14:15:19.058
3	1:46.055	+19.455	14:17:05.113
4	1:35.382	+8.782	14:18:40.495
5	1:34.952	+8.352	14:20:15.447
6	1:33.808	+7.208	14:21:49.255
7	1:32.258	+5.658	14:23:21.513
8	1:32.215	+5.615	14:24:53.728

Lap	Lap Tm	Diff	Time of Day
(777) Ari Kuokka			
1	1:31.855	+5.044	14:13:44.394
2	1:33.527	+6.716	14:15:17.921
3	1:31.685	+4.874	14:16:49.606
4	1:29.161	+2.350	14:18:18.767
5	1:27.464	+0.653	14:19:46.231
6	1:27.085	+0.274	14:21:13.316
7	1:26.811		14:22:40.127
8	1:29.390	+2.579	14:24:09.517
9	1:27.168	+0.357	14:25:36.685

Lap	Lap Tm	Diff	Time of Day
(9) Atis Parums			
1	1:28.257		14:13:38.573
2	1:36.629	+8.372	14:15:15.202
3	1:36.048	+7.791	14:16:51.250
4	1:32.102	+3.845	14:18:23.352
5	1:31.421	+3.164	14:19:54.773
6	1:29.709	+1.452	14:21:24.482
7	1:29.780	+1.523	14:22:54.262
8	1:29.974	+1.717	14:24:24.236

Lap	Lap Tm	Diff	Time of Day
(3) Toni Liimatainen			
1	2:53.149	+1:24.839	14:14:59.203
2	1:32.855	+4.545	14:16:32.058
3	1:29.976	+1.666	14:18:02.034
4	1:30.521	+2.211	14:19:32.555
5	1:29.078	+0.768	14:21:01.633
6	1:30.987	+2.677	14:22:32.620
7	1:28.310		14:24:00.930
8	1:28.677	+0.367	14:25:29.607

Lap	Lap Tm	Diff	Time of Day
(5) Marek Virves			
1	1:38.838	+10.450	14:13:49.131
2	1:31.981	+3.593	14:15:21.112
3	1:31.465	+3.077	14:16:52.577
4	1:31.950	+3.562	14:18:24.527
5	1:30.688	+2.300	14:19:55.215
6	1:29.778	+1.390	14:21:24.993
7	1:29.709	+1.321	14:22:54.702
8	1:28.388		14:24:23.090

Lap	Lap Tm	Diff	Time of Day
(52) Risto Järvi			
1	1:31.760	+3.302	14:33:07.800
2	2:17.679	+49.221	14:35:25.479
3	1:29.550	+1.092	14:36:55.029
4	1:30.026	+1.568	14:38:25.055
5	1:28.458		14:39:53.513
6	1:35.791	+7.333	14:41:29.304




Sky Plus Supermoto Eesti MV V etapp

Open
 Open A + B - Vabatreeningsõit
 Practice started at 14:10:27

Kuussaare lennuväli 1,904 Km

24.07.2010 13:40



Lap	Lap Tm	Diff	Time of Day
(75) Dzintars Baltais			
1	1:43.474	+14.732	14:13:50.918
2	1:33.968	+5.226	14:15:24.886
3	1:31.138	+2.396	14:16:56.024
4	1:30.890	+2.148	14:18:26.914
5	1:29.715	+0.973	14:19:56.629
6	1:28.742		14:21:25.371
7	1:29.777	+1.035	14:22:55.148
8	1:44.190	+15.448	14:24:39.338
(424) Sven Simulask			
1	1:35.066	+5.123	14:30:11.229
2	1:33.992	+4.049	14:31:45.221
3	1:31.901	+1.958	14:33:17.122
4	1:31.651	+1.708	14:34:48.773
5	1:31.748	+1.805	14:36:20.521
6	1:30.274	+0.331	14:37:50.795
7	1:30.704	+0.761	14:39:21.499
8	1:31.100	+1.157	14:40:52.599
9	1:29.943		14:42:22.542
(333) Mikko Heina			
1	1:36.921	+6.967	14:16:04.186
2	1:33.225	+3.271	14:17:37.411
3	1:29.954		14:19:07.365
4	1:30.570	+0.616	14:20:37.935
5	1:40.329	+10.375	14:22:18.264
6	1:44.324	+14.370	14:24:02.588
7	1:40.163	+10.209	14:25:42.751
(98) Kristjan Kuul			
1	1:36.626	+6.565	14:32:48.049
2	1:31.881	+1.820	14:34:19.930
3	1:34.141	+4.080	14:35:54.071
4	1:32.271	+2.210	14:37:26.342
5	1:32.332	+2.271	14:38:58.674
6	1:30.988	+0.927	14:40:29.662
7	1:30.061		14:41:59.723
(94) Teet Mutli			
1	1:33.307	+1.496	14:33:33.359
2	1:31.859	+0.048	14:35:05.218
3	1:31.811		14:36:37.029
4	2:45.292	+1:13.481	14:39:22.321
5	1:33.334	+1.523	14:40:55.655
6	1:39.277	+7.466	14:42:34.932
(178) Hendrik Meremaa			
1	1:42.090	+9.667	14:30:38.125
2	1:45.675	+13.252	14:32:23.800
3	1:42.825	+10.402	14:34:06.625
4	1:40.956	+8.533	14:35:47.581
5	1:44.497	+12.074	14:37:32.078
6	1:36.528	+4.105	14:39:08.606
7	1:32.423		14:40:41.029
8	1:36.286	+3.863	14:42:17.315
(25) Joosep Laiksoo			
1	1:46.910	+13.642	14:14:13.726
2	1:39.963	+6.695	14:15:53.689
3	1:44.897	+11.629	14:17:38.586
4	1:37.504	+4.236	14:19:16.090
5	1:37.454	+4.186	14:20:53.544
6	1:36.472	+3.204	14:22:30.016
7	1:43.898	+10.630	14:24:13.914
8	1:33.268		14:25:47.182

Lap	Lap Tm	Diff	Time of Day
(77) Neeme Ervin			
1	2:21.884	+47.587	14:14:26.642
2	1:40.451	+6.154	14:16:07.093
3	1:37.211	+2.914	14:17:44.304
4	1:35.979	+1.682	14:19:20.283
5	1:34.297		14:20:54.580
6	1:42.688	+8.391	14:22:37.268
7	1:38.407	+4.110	14:24:15.675
(67) Erko Sinisalu			
1	1:38.539	+3.922	14:16:49.645
2	1:36.512	+1.895	14:18:26.157
3	1:36.522	+1.905	14:20:02.679
4	1:35.420	+0.803	14:21:38.099
5	1:35.682	+1.065	14:23:13.781
6	1:34.617		14:24:48.398
(7) Margus Mandre			
1	1:38.173	+3.253	14:30:13.993
2	1:35.235	+0.315	14:31:49.228
3	1:52.232	+17.312	14:33:41.460
4	1:48.090	+13.170	14:35:29.550
5	1:41.882	+6.962	14:37:11.432
6	1:34.920		14:38:46.352
7	1:44.885	+9.965	14:40:31.237
8	1:40.575	+5.655	14:42:11.812
(969) Peeter Teemusk			
1	1:46.870	+6.709	14:16:32.323
2	1:45.424	+5.263	14:18:17.747
3	1:44.877	+4.716	14:20:02.624
4	1:41.596	+1.435	14:21:44.220
5	1:40.745	+0.584	14:23:24.965
6	1:40.161		14:25:05.126
(315) Raul Kull			
1	1:48.158	+3.476	14:35:54.151
2	1:49.666	+4.984	14:37:43.817
3	2:54.265	+1:09.583	14:40:38.082
4	1:44.682		14:42:22.764

Korraldus: Saksa Auto AMK
 Peakohunik: Margus Ostnik
 Peasekretär: Annika Luige
 Peaajamõõtja: Asper Leppik
 Printed: 25.07.2010 17:34:42



Sky Plus Supermoto Eesti MV V etapp

Sorted on Best Lap time

Open

Kuressaare lennuväli 1,904 Km

Open A + B - Kvalifikatsioonisõit

24.07.2010 15:00

Qualifying started at 15:18:31

Pos	No.	Name	Nat	Entrant/Race Team	Make	Best Tm	Diff	Gap	Laps	In Lap	Best Speed
1	114	Rannar Uusna	EST	Supermotofinland	Husqvarna	1:20.354			9	9	85,303
2	156	Taavi Nassar	EST	Sõmerpalu MK	TM	1:20.526	0.172	0.172	8	6	85,120
3	111	Toni Klem	FIN	KMC	Husqvarna	1:20.677	0.323	0.151	7	7	84,961
4	58	Roomet Kurg	EST	Motobox RT	Bucci Moto	1:21.240	0.886	0.563	8	4	84,372
5	96	Andre Kiil	EST	Saksa Auto AMK	TM	1:21.652	1.298	0.412	9	7	83,947
6	12	Erki Silvasti	FIN	Konnmk/ua	KTM	1:21.785	1.431	0.133	9	9	83,810
7	311	Martin Leok	EST	Sõmerpalu MK	TM	1:21.830	1.476	0.045	7	7	83,764
8	42	Kari Vehniäinen	FIN	Supermotofinland	Husqvarna	1:22.036	1.682	0.206	8	5	83,554
9	11	Karl Pärtelpoeg	EST	Äksi MK	TM	1:22.070	1.716	0.034	6	6	83,519
10	171	Kalle Toronen	FIN	KarMK	Husqvarna	1:22.081	1.727	0.011	7	5	83,508
11	121	Jussi Valkeapää	FIN	ValkMK	Husqvarna	1:22.778	2.424	0.697	7	6	82,805
12	4	Aurelijus Tamonis	LIT	LSMA	TM	1:23.166	2.812	0.388	9	8	82,418
13	17	Tomi Kokko	FIN	KMC	Kawasaki	1:23.249	2.895	0.083	6	4	82,336
14	931	Fred Anton	EST	Motoextreme	KTM	1:24.135	3.781	0.886	6	2	81,469
15	3	Toni Liimatainen	FIN	SaarMPU	KTM	1:24.456	4.102	0.321	7	3	81,159
16	777	Ari Kuokka	FIN	KMC	KTM	1:24.875	4.521	0.419	7	3	80,759
17	98	Kristjan Kuill	EST	Motobox RT	Husqvarna	1:25.607	5.253	0.732	8	3	80,068
18	9	Atis Parums	LAT	AP Motoklubs	KTM	1:25.859	5.505	0.252	7	6	79,833
19	75	Dzintars Baltais	LAT	Motodroms	TM	1:25.868	5.514	0.009	7	6	79,825
20	25	Joosep Laiksoo	EST	Tabasalu MK	KTM	1:26.270	5.916	0.402	3	3	79,453
21	52	Risto Järv	EST	RedMoto Honda	Honda	1:26.274	5.920	0.004	1	1	79,449
22	94	Teet Mutli	EST	Viljandi VMK	Aprilia	1:26.318	5.964	0.044	7	7	79,409
23	333	Mikk Heina	EST	Pärnu MC	Honda	1:26.355	6.001	0.037	5	5	79,375
24	5	Marek Virves	EST	Tabasalu MK	Kawasaki	1:26.555	6.201	0.200	7	7	79,191
25	424	Sven Simulask	EST	Tabasalu MK	Kawasaki	1:26.719	6.365	0.164	9	6	79,042
26	77	Neeme Ervin	EST	EMMK	Honda	1:27.142	6.788	0.423	8	8	78,658
27	7	Margus Mandre	EST	Tabasalu MK	Kawasaki	1:28.419	8.065	1.277	5	4	77,522
28	178	Hendrik Meremaa	EST	AYR Racing Team	Honda	1:28.748	8.394	0.329	8	8	77,234
29	67	Erko Sinisalu	EST	AYR Racing Team	KTM	1:28.881	8.527	0.133	8	4	77,119
30	737	Marius Sileika	LIT	LSMA	Suzuki	1:28.884	8.530	0.003	8	7	77,116
31	969	Peeter Teemusk	EST	Saku MK	KTM	1:34.116	13.762	5.232	8	5	72,829
32	39	Mihkel Pärtelpoeg	EST	Äksi MK	Honda	1:34.766	14.412	0.650	5	5	72,330
33	35	Ergo Daum	EST	Speedline Racing	KTM	1:36.031	15.677	1.265	7	5	71,377
34	31	Anti Leemet	EST	Velt Motocenter	KTM	1:36.253	15.899	0.222	5	5	71,212
35	24	Riho Laiksoo	EST	Tabasalu MK	KTM	1:38.223	17.869	1.970	4	4	69,784
36	315	Raul Kull	EST	Laansoo MK	KTM	1:40.618	20.264	2.395	5	4	68,123

Korraldus: Saksa Auto AMK

Orbits

Peakotunik: Margus Ostnik

Peasekretär: Annika Luige

Peaajamõõtja: Asper Leppik

Printed: 25.07.2010 17:34:56

EALETTING

MYLAPS
SPORTS TIMING




Sky Plus Supermoto Eesti MV V etapp

Kuussaare lennuväli 1,904 Km

24.07.2010 15:00

Open
Open A + B - Kvalifikatsioonisõit
Qualifying started at 15:18:31



Lap	Lap Tm	Diff	Time of Day
(114) Rannar Uusna			
1	1:27.314	+6.960	15:36:49.101
2	2:00.619	+40.265	15:38:49.720
3	1:22.495	+2.141	15:40:12.215
4	1:22.296	+1.942	15:41:34.511
5	1:21.898	+1.544	15:42:56.409
6	1:29.116	+8.762	15:44:25.525
7	1:22.319	+1.965	15:45:47.844
8	1:20.714	+0.360	15:47:08.558
9	1:20.354		15:48:28.912
(156) Taavi Nassar			
1	1:21.824	+1.298	15:37:04.245
2	1:52.021	+31.495	15:38:56.266
3	1:22.375	+1.849	15:40:18.641
4	1:21.621	+1.095	15:41:40.262
5	1:21.133	+0.607	15:43:01.395
6	1:20.526		15:44:21.921
7	1:48.520	+27.994	15:46:10.441
8	1:30.273	+9.747	15:47:40.714
(111) Toni Klem			
1	1:22.556	+1.879	15:22:32.753
2	1:21.978	+1.301	15:23:54.731
3	1:22.152	+1.475	15:25:16.883
4	1:21.519	+0.842	15:26:38.402
5	1:58.627	+37.950	15:28:37.029
6	1:22.660	+1.983	15:29:59.689
7	1:20.677		15:31:20.366
(58) Roomet Kurg			
1	1:23.212	+1.972	15:37:59.767
2	1:22.486	+1.246	15:39:22.253
3	1:22.030	+0.790	15:40:44.283
4	1:21.240		15:42:05.523
5	1:21.390	+0.150	15:43:26.913
6	1:21.618	+0.378	15:44:48.531
7	1:52.039	+30.799	15:46:40.570
8	1:21.855	+0.615	15:48:02.425
(96) Andre Kill			
1	1:25.658	+4.006	15:36:59.108
2	1:23.708	+2.056	15:38:22.816
3	1:22.814	+1.162	15:39:45.630
4	1:22.353	+0.701	15:41:07.983
5	1:39.817	+18.165	15:42:47.800
6	1:35.812	+14.160	15:44:23.612
7	1:21.652		15:45:45.264
8	1:21.959	+0.307	15:47:07.223
9	1:22.406	+0.754	15:48:29.629
(12) Erki Silvasti			
1	1:24.618	+2.833	15:36:51.800
2	1:25.371	+3.586	15:38:17.171
3	1:24.109	+2.324	15:39:41.280
4	1:23.794	+2.009	15:41:05.074
5	1:22.411	+0.626	15:42:27.485
6	1:23.563	+1.778	15:43:51.048
7	1:32.552	+10.767	15:45:23.600
8	1:22.756	+0.971	15:46:46.356
9	1:21.785		15:48:08.141
(311) Martin Leok			
1	1:25.372	+3.542	15:23:18.625
2	1:23.534	+1.704	15:24:42.159

Lap	Lap Tm	Diff	Time of Day
3	1:23.065	+1.235	15:26:05.224
4	1:44.094	+22.264	15:27:49.318
5	1:22.924	+1.094	15:29:12.242
6	1:22.183	+0.353	15:30:34.425
7	1:21.830		15:31:56.255
(42) Kari Vehniäinen			
1	1:25.700	+3.664	15:38:27.968
2	1:23.136	+1.100	15:39:51.104
3	1:22.994	+0.958	15:41:14.098
4	1:22.928	+0.892	15:42:37.026
5	1:22.036		15:43:59.062
6	1:23.913	+1.877	15:45:22.975
7	1:22.234	+0.198	15:46:45.209
8	1:25.151	+3.115	15:48:10.360
(11) Karl Pärtelpoeg			
1	1:24.429	+2.359	15:41:19.053
2	1:23.231	+1.161	15:42:42.284
3	1:23.011	+0.941	15:44:05.295
4	1:22.458	+0.388	15:45:27.753
5	1:22.778	+0.708	15:46:50.531
6	1:22.070		15:48:12.601
(171) Kalle Toronen			
1	1:25.659	+3.578	15:23:22.535
2	1:22.803	+0.722	15:24:45.338
3	1:23.541	+1.460	15:26:08.879
4	1:23.292	+1.211	15:27:32.171
5	1:22.081		15:28:54.252
6	1:45.596	+23.515	15:30:39.848
7	1:46.980	+24.899	15:32:26.828
(121) Jussi Valkeapää			
1	1:23.271	+0.493	15:22:38.672
2	1:23.861	+1.083	15:24:02.533
3	1:24.450	+1.672	15:25:26.983
4	2:05.946	+43.168	15:27:32.929
5	1:39.754	+16.976	15:29:12.683
6	1:22.778		15:30:35.461
7	1:23.971	+1.193	15:31:59.432
(4) Aurelijus Tamonis			
1	1:26.439	+3.273	15:36:53.310
2	1:24.659	+1.493	15:38:17.969
3	1:25.376	+2.210	15:39:43.345
4	1:24.411	+1.245	15:41:07.756
5	1:24.562	+1.396	15:42:32.318
6	1:27.856	+4.690	15:44:00.174
7	1:24.552	+1.386	15:45:24.726
8	1:23.166		15:46:47.892
9	1:23.188	+0.022	15:48:11.080
(17) Tomi Kokko			
1	1:27.170	+3.921	15:23:41.480
2	1:24.636	+1.387	15:25:06.116
3	1:24.217	+0.968	15:26:30.333
4	1:23.249		15:27:53.582
5	2:07.269	+44.020	15:30:00.851
6	1:23.512	+0.263	15:31:24.363
(931) Fred Anton			
1	1:25.170	+1.035	15:20:59.367
2	1:24.135		15:22:23.502
3	1:25.853	+1.718	15:23:49.355
4	1:28.534	+4.399	15:25:17.889

Lap	Lap Tm	Diff	Time of Day
5	1:25.354	+1.219	15:26:43.243
6	1:25.653	+1.518	15:28:08.896
(3) Toni Liimatainen			
1	1:26.114	+1.658	15:22:44.215
2	1:27.842	+3.386	15:24:12.057
3	1:24.456		15:25:36.513
4	1:25.877	+1.421	15:27:02.390
5	1:24.779	+0.323	15:28:27.169
6	1:35.344	+10.888	15:30:02.513
7	1:25.250	+0.794	15:31:27.763
(77) Ari Kuokka			
1	1:28.074	+3.199	15:21:24.616
2	1:25.762	+0.887	15:22:50.378
3	1:24.875		15:24:15.253
4	1:24.960	+0.085	15:25:40.213
5	2:18.384	+53.509	15:27:58.597
6	2:03.714	+38.839	15:30:02.311
7	1:40.103	+15.228	15:31:42.414
(98) Kristjan Kuill			
1	1:26.687	+1.080	15:37:59.911
2	1:26.351	+0.744	15:39:26.262
3	1:25.607		15:40:51.869
4	1:26.453	+0.846	15:42:18.322
5	1:29.452	+3.845	15:43:47.774
6	1:29.556	+3.949	15:45:17.330
7	1:35.077	+9.470	15:46:52.407
8	1:33.107	+7.500	15:48:25.514
(9) Atis Parums			
1	1:27.141	+1.282	15:22:19.199
2	1:29.845	+3.986	15:23:49.044
3	1:27.305	+1.446	15:25:16.349
4	1:30.758	+4.899	15:26:47.107
5	1:27.454	+1.595	15:28:14.561
6	1:25.859		15:29:40.420
7	1:26.083	+0.224	15:31:06.503
(75) Dzintars Baltais			
1	1:26.774	+0.906	15:22:17.338
2	1:26.801	+0.933	15:23:44.139
3	1:26.147	+0.279	15:25:10.286
4	1:26.503	+0.635	15:26:36.789
5	1:33.088	+7.220	15:28:09.877
6	1:25.868		15:29:35.745
7	1:26.465	+0.597	15:31:02.210
(25) Joosep Laiksoo			
1	1:30.962	+4.692	15:29:07.711
2	1:26.524	+0.254	15:30:34.235
3	1:26.270		15:32:00.505
(52) Risto Järvi			
1	1:26.274		15:38:11.069
(94) Teet Mutli			
1	1:29.580	+3.262	15:39:46.882
2	1:28.761	+2.443	15:41:15.643
3	1:27.715	+1.397	15:42:43.358
4	1:27.504	+1.186	15:44:10.862
5	1:27.412	+1.094	15:45:38.274
6	1:27.624	+1.306	15:47:05.898
7	1:26.318		15:48:32.216

Korraldus: Saksa Auto AMK

Orbits

Peakotnik: Margus Ostnik

Peasekretär: Annika Luige

Peaajamõõtja: Asper Leppik

Printed: 25.07.2010 17:35:05






Sky Plus Supermoto Eesti MV V etapp

Open Kuressaare lennuväli 1,904 Km

Open A + B - Kvalifikatsioonisõit 24.07.2010 15:00

Qualifying started at 15:18:31



Lap	Lap Tm	Diff	Time of Day
(333) Mikk Heina			
1	1:29.764	+3.409	15:20:59.204
2	1:31.442	+5.087	15:22:30.646
3	1:27.555	+1.200	15:23:58.201
4	1:28.105	+1.750	15:25:26.306
5	1:26.355		15:26:52.661
(5) Marek Virves			
1	1:28.289	+1.734	15:22:26.453
2	1:28.084	+1.529	15:23:54.537
3	1:28.447	+1.892	15:25:22.984
4	1:26.815	+0.260	15:26:49.799
5	1:27.920	+1.365	15:28:17.719
6	1:30.194	+3.639	15:29:47.913
7	1:26.555		15:31:14.468
(424) Sven Simulask			
1	1:37.587	+10.868	15:37:03.059
2	1:29.416	+2.697	15:38:32.475
3	1:28.620	+1.901	15:40:01.095
4	1:28.538	+1.819	15:41:29.633
5	1:58.402	+31.683	15:43:28.035
6	1:26.719		15:44:54.754
7	1:28.778	+2.059	15:46:23.532
8	1:29.093	+2.374	15:47:52.625
9	1:28.452	+1.733	15:49:21.077
(77) Neeme Ervin			
1	1:30.751	+3.609	15:20:42.997
2	1:29.324	+2.182	15:22:12.321
3	1:33.045	+5.903	15:23:45.366
4	1:29.380	+2.238	15:25:14.746
5	1:31.982	+4.840	15:26:46.728
6	1:30.522	+3.380	15:28:17.250
7	1:27.472	+0.330	15:29:44.722
8	1:27.142		15:31:11.864
(7) Margus Mandre			
1	1:31.342	+2.923	15:21:59.893
2	1:30.797	+2.378	15:23:30.690
3	2:39.555	+1:11.136	15:26:10.245
4	1:28.419		15:27:38.664
5	1:34.182	+5.763	15:29:12.846
(178) Hendrik Meremaa			
1	1:42.202	+13.454	15:38:04.543
2	1:28.864	+0.116	15:39:33.407
3	1:47.230	+18.482	15:41:20.637
4	1:30.337	+1.589	15:42:50.974
5	1:36.662	+7.914	15:44:27.636
6	1:30.744	+1.996	15:45:58.380
7	1:29.073	+0.325	15:47:27.453
8	1:28.748		15:48:56.201
(67) Erko Sinisalu			
1	1:31.914	+3.033	15:21:03.857
2	1:32.101	+3.220	15:22:35.958
3	1:31.277	+2.396	15:24:07.235
4	1:28.881		15:25:36.116
5	1:33.020	+4.139	15:27:09.136
6	1:30.048	+1.167	15:28:39.184
7	1:30.548	+1.667	15:30:09.732
8	1:30.581	+1.700	15:31:40.313
(737) Marius Sileika			
1	1:29.803	+0.919	15:20:01.760

Lap	Lap Tm	Diff	Time of Day
2	1:31.584	+2.700	15:21:33.344
3	1:30.106	+1.222	15:23:03.450
4	1:29.024	+0.140	15:24:32.474
5	1:29.093	+0.209	15:26:01.567
6	1:29.711	+0.827	15:27:31.278
7	1:28.884		15:29:00.162
8	1:43.236	+14.352	15:30:43.398
(969) Peeter Teemusk			
1	1:37.394	+3.278	15:21:33.130
2	1:36.652	+2.536	15:23:09.782
3	1:34.752	+0.636	15:24:44.534
4	1:34.349	+0.233	15:26:18.883
5	1:34.116		15:27:52.999
6	1:37.478	+3.362	15:29:30.477
7	1:34.650	+0.534	15:31:05.127
8	1:37.874	+3.758	15:32:43.001
(39) Mihkel Pärtelpeog			
1	1:42.305	+7.539	15:21:24.834
2	1:37.371	+2.605	15:23:02.205
3	1:38.055	+3.289	15:24:40.260
4	1:37.286	+2.520	15:26:17.546
5	1:34.766		15:27:52.312
(35) Ergo Daum			
1	1:44.391	+8.360	15:21:59.715
2	1:49.304	+13.273	15:23:49.019
3	1:41.160	+5.129	15:25:30.179
4	1:37.984	+1.953	15:27:08.163
5	1:36.031		15:28:44.194
6	2:22.256	+46.225	15:31:06.450
7	1:36.803	+0.772	15:32:43.253
(31) Anti Leemet			
1	1:40.009	+3.756	15:23:50.212
2	1:42.574	+6.321	15:25:32.786
3	1:54.408	+18.155	15:27:27.194
4	2:28.089	+51.836	15:29:55.283
5	1:36.253		15:31:31.536
(24) Riho Laiksoo			
1	1:47.293	+9.070	15:43:19.304
2	2:05.238	+27.015	15:45:24.542
3	1:44.194	+5.971	15:47:08.736
4	1:38.223		15:48:46.959
(315) Raul Kull			
1	1:41.877	+1.259	15:23:23.924
2	1:41.076	+0.458	15:25:05.000
3	1:41.543	+0.925	15:26:46.543
4	1:40.618		15:28:27.161
5	2:42.823	+1:02.205	15:31:09.984

Korraldus: Saksa Auto AMK

Peakohtunik: Margus Ostnik

Peasekretär: Annika Luige

Peaajamõõtja: Asper Leppik

Printed: 25.07.2010 17:35:05

Orbits





Sky Plus Supermoto Eesti MV V etapp

Sorted on Laps

Open

Kuussaare lennuväli 1,904 Km

Open B - Võidusõit - I - 15 minutit + 2 ringi race

24.07.2010 16:20

Race started at 16:35:35

Pos	No.	Name	Nat	Entrant/Race Team	Make	Laps	Total Tm	Diff	Gap	Best Tm	In Lap	Best Speed	Points
1	52	Risto Järv	EST	RedMoto Honda	Honda	13	17:54.513			1:21.289	12	84,321	20
2	5	Marek Virves	EST	Tabasalu MK	Kawasaki	13	17:54.720	0.207	0.207	1:21.059	7	84,561	19
3	94	Teet Mutli	EST	Viljandi VMK	Aprilia	13	18:13.120	18.607	18.400	1:22.582	9	83,001	18
4	424	Sven Simulask	EST	Tabasalu MK	Kawasaki	13	18:20.800	26.287	7.680	1:22.531	10	83,052	17
5	77	Neeme Ervin	EST	EMMK	Honda	13	18:25.926	31.413	5.126	1:24.281	8	81,328	16
6	178	Hendrik Meremaa	EST	AYR Racing Team	Honda	13	18:27.940	33.427	2.014	1:23.731	7	81,862	15
7	737	Marius Sileika	LIT	LSMA	Suzuki	13	18:38.688	44.175	10.748	1:24.683	11	80,942	14
8	67	Erko Sinisalu	EST	AYR Racing Team	KTM	13	18:47.984	53.471	9.296	1:25.008	10	80,632	13
9	7	Margus Mandre	EST	Tabasalu MK	Kawasaki	13	19:12.113	1:17.600	24.129	1:26.900	9	78,877	12
10	39	Mihkel Pärtelpoeg	EST	Äksi MK	Honda	12	17:56.082	1 Lap	1 Lap	1:28.035	12	77,860	11
11	24	Riho Laiksoo	EST	Tabasalu MK	KTM	12	18:33.365	1 Lap	37.283	1:30.490	11	75,748	10
12	315	Raul Kull	EST	Laansoo MK	KTM	12	19:14.702	1 Lap	41.337	1:34.171	2	72,787	9
13	31	Anti Leemet	EST	Velt Motocenter	KTM	12	19:17.008	1 Lap	2.306	1:29.490	6	76,594	8

Not classified (75% = 10 Laps)

35	Ergo Daum	EST	Speedline Racing	KTM	6	9:13.620	7 Laps	6 Laps	1:29.670	6	76,440	0
969	Peeter Teemusk	EST	Saku MK	KTM	3	6:40.942	10 Laps	3 Laps	1:31.915	2	74,573	0
333	Mikk Heina	EST	Pärnu MC	Honda	2	3:31.318	11 Laps	1 Lap	1:24.715	1	80,911	0

Margin of Victory	Avg. Speed	Best Lap Tm	Best Speed	Best Lap by
0.207	82,928	1:21.059	84,561	5 - Marek Virves

Korraldus: Saksa Auto AMK

Orbits

Peakotunik: Margus Ostnik

Peasekretär: Annika Luige

Peaajamõõtja: Asper Leppik

Printed: 25.07.2010 17:35:27

EA LTIMING

MYLAPS
SPORTS TIMING




Sky Plus Supermoto Eesti MV V etapp

Open
 Open B - Võidusõit - I - 15 minutit + 2 ringi race
 Race started at 16:35:35

Kuussaare lennuväli 1,904 Km

24.07.2010 16:20



Lap	Lap Tm	Diff	Time of Day
(52) Risto Järv			
1	1:24.148	+2.859	16:36:59.298
2	1:23.061	+1.772	16:38:22.359
3	1:23.975	+2.686	16:39:46.334
4	1:23.702	+2.413	16:41:10.036
5	1:23.412	+2.123	16:42:33.448
6	1:22.310	+1.021	16:43:55.758
7	1:22.728	+1.439	16:45:18.486
8	1:21.566	+0.277	16:46:40.052
9	1:22.113	+0.824	16:48:02.165
10	1:22.905	+1.616	16:49:25.070
11	1:21.536	+0.247	16:50:46.606
12	1:21.289		16:52:07.895
13	1:21.768	+0.479	16:53:29.663
(5) Marek Virves			
1	1:28.756	+7.697	16:37:03.906
2	1:24.975	+3.916	16:38:28.881
3	1:22.653	+1.594	16:39:51.534
4	1:22.787	+1.728	16:41:14.321
5	1:21.676	+0.617	16:42:35.997
6	1:21.927	+0.868	16:43:57.924
7	1:21.059		16:45:18.983
8	1:21.585	+0.526	16:46:40.568
9	1:21.728	+0.669	16:48:02.296
10	1:22.901	+1.842	16:49:25.197
11	1:21.541	+0.482	16:50:46.738
12	1:21.471	+0.412	16:52:08.209
13	1:21.661	+0.602	16:53:29.870
(94) Teet Mutli			
1	1:26.897	+4.315	16:37:02.092
2	1:24.869	+2.287	16:38:26.961
3	1:23.957	+1.375	16:39:50.918
4	1:24.847	+2.265	16:41:15.765
5	1:24.856	+2.274	16:42:40.621
6	1:23.880	+1.298	16:44:04.501
7	1:23.093	+0.511	16:45:27.594
8	1:23.519	+0.937	16:46:51.113
9	1:22.582		16:48:13.695
10	1:23.232	+0.650	16:49:36.927
11	1:22.979	+0.397	16:50:59.906
12	1:23.648	+1.066	16:52:23.554
13	1:24.716	+2.134	16:53:48.270
(424) Sven Simulask			
1	1:25.576	+3.045	16:37:00.734
2	1:25.076	+2.545	16:38:25.810
3	1:24.747	+2.216	16:39:50.557
4	1:24.384	+1.853	16:41:14.941
5	1:25.079	+2.548	16:42:40.020
6	1:24.998	+2.467	16:44:05.018
7	1:23.636	+1.105	16:45:28.654
8	1:23.536	+1.005	16:46:52.190
9	1:23.263	+0.732	16:48:15.453
10	1:22.531		16:49:37.984
11	1:28.668	+6.137	16:51:06.652
12	1:24.870	+2.339	16:52:31.522
13	1:24.428	+1.897	16:53:55.950
(77) Neeme Ervin			
1	1:29.182	+4.901	16:37:04.746
2	1:25.562	+1.281	16:38:30.308
3	1:24.578	+0.297	16:39:54.886
4	1:24.662	+0.381	16:41:19.548

Lap	Lap Tm	Diff	Time of Day
5	1:24.472	+0.191	16:42:44.020
6	1:24.382	+0.101	16:44:08.402
7	1:24.649	+0.368	16:45:33.051
8	1:24.281		16:46:57.332
9	1:25.352	+1.071	16:48:22.684
10	1:24.410	+0.129	16:49:47.094
11	1:24.302	+0.021	16:51:11.396
12	1:25.138	+0.857	16:52:36.534
13	1:24.542	+0.261	16:54:01.076
(178) Hendrik Meremaa			
1	1:28.746	+5.015	16:37:04.159
2	1:25.845	+2.114	16:38:30.004
3	1:26.905	+3.174	16:39:56.909
4	1:25.110	+1.379	16:41:22.019
5	1:24.257	+0.526	16:42:46.276
6	1:25.140	+1.409	16:44:11.416
7	1:23.731		16:45:35.147
8	1:23.978	+0.247	16:46:59.125
9	1:26.092	+2.361	16:48:25.217
10	1:24.520	+0.789	16:49:49.737
11	1:24.339	+0.608	16:51:14.076
12	1:24.315	+0.584	16:52:38.391
13	1:24.699	+0.968	16:54:03.090
(737) Marius Sileika			
1	1:28.526	+3.843	16:37:03.840
2	1:25.899	+1.216	16:38:29.739
3	1:26.751	+2.068	16:39:56.490
4	1:27.451	+2.768	16:41:23.941
5	1:25.898	+1.215	16:42:49.839
6	1:25.902	+1.219	16:44:15.741
7	1:25.052	+0.369	16:45:40.793
8	1:25.572	+0.889	16:47:06.365
9	1:25.612	+0.929	16:48:31.977
10	1:26.035	+1.352	16:49:58.012
11	1:24.683		16:51:22.695
12	1:25.610	+0.927	16:52:48.305
13	1:25.533	+0.850	16:54:13.838
(67) Erko Sinisalu			
1	1:33.685	+8.677	16:37:09.304
2	1:28.692	+3.684	16:38:37.996
3	1:26.525	+1.517	16:40:04.521
4	1:25.634	+0.626	16:41:30.155
5	1:26.407	+1.399	16:42:56.562
6	1:25.744	+0.736	16:44:22.306
7	1:26.129	+1.121	16:45:48.435
8	1:25.953	+0.945	16:47:14.388
9	1:25.770	+0.762	16:48:40.158
10	1:25.008		16:50:05.166
11	1:25.835	+0.827	16:51:31.001
12	1:25.231	+0.223	16:52:56.232
13	1:26.902	+1.894	16:54:23.134
(7) Margus Mandre			
1	1:34.440	+7.540	16:37:10.076
2	1:29.323	+2.423	16:38:39.399
3	1:27.461	+0.561	16:40:06.860
4	1:27.181	+0.281	16:41:34.041
5	1:27.337	+0.437	16:43:01.378
6	1:27.249	+0.349	16:44:28.627
7	1:27.153	+0.253	16:45:55.780
8	1:27.154	+0.254	16:47:22.934
9	1:26.900		16:48:49.834
10	1:26.930	+0.030	16:50:16.764

Lap	Lap Tm	Diff	Time of Day
11	1:27.269	+0.369	16:51:44.033
12	1:28.422	+1.522	16:53:12.455
13	1:34.808	+7.908	16:54:47.263
(39) Mihkel Pärtelpoeg			
1	1:33.107	+5.072	16:37:08.937
2	1:31.088	+3.053	16:38:40.025
3	1:28.151	+0.116	16:40:08.176
4	1:28.645	+0.610	16:41:36.821
5	1:30.404	+2.369	16:43:07.225
6	1:28.726	+0.691	16:44:35.951
7	1:30.914	+2.879	16:46:06.865
8	1:29.553	+1.518	16:47:36.418
9	1:29.552	+1.517	16:49:05.970
10	1:28.912	+0.877	16:50:34.882
11	1:28.315	+0.280	16:52:03.197
12	1:28.035		16:53:31.232
(24) Riho Laiksoo			
1	1:37.048	+6.558	16:37:13.005
2	1:37.249	+6.759	16:38:50.254
3	1:32.772	+2.282	16:40:23.026
4	1:32.156	+1.666	16:41:55.182
5	1:32.375	+1.885	16:43:27.557
6	1:30.986	+0.496	16:44:58.543
7	1:31.566	+1.076	16:46:30.109
8	1:34.098	+3.608	16:48:04.207
9	1:30.584	+0.094	16:49:34.791
10	1:30.948	+0.458	16:51:05.739
11	1:30.490		16:52:36.229
12	1:32.286	+1.796	16:54:08.515
(315) Raul Kull			
1	1:41.090	+6.919	16:37:17.351
2	1:34.171		16:38:51.522
3	1:34.880	+0.709	16:40:26.402
4	1:34.216	+0.045	16:42:00.618
5	1:35.580	+1.409	16:43:36.198
6	1:35.178	+1.007	16:45:11.376
7	1:35.707	+1.536	16:46:47.083
8	1:39.286	+5.115	16:48:26.369
9	1:37.484	+3.313	16:50:03.853
10	1:35.142	+0.971	16:51:38.995
11	1:35.440	+1.269	16:53:14.435
12	1:35.417	+1.246	16:54:49.852
(31) Anti Leemet			
1	2:32.258	+1:02.768	16:38:07.869
2	1:30.190	+0.700	16:39:38.059
3	1:31.490	+2.000	16:41:09.549
4	1:34.254	+4.764	16:42:43.803
5	1:32.576	+3.086	16:44:16.379
6	1:29.490		16:45:45.869
7	1:32.298	+2.808	16:47:18.167
8	1:30.042	+0.552	16:48:48.209
9	1:31.733	+2.243	16:50:19.942
10	1:32.205	+2.715	16:51:52.147
11	1:29.569	+0.079	16:53:21.716
12	1:30.442	+0.952	16:54:52.158
(35) Ergo Daum			
1	1:37.654	+7.984	16:37:13.618
2	1:32.186	+2.516	16:38:45.804
3	1:31.435	+1.765	16:40:17.239
4	1:30.897	+1.227	16:41:48.136
5	1:30.964	+1.294	16:43:19.100

Korraldus: Saksa Auto AMK

Orbits

Peakotunik: Margus Ostnik
 Peasekretär: Annika Luige
 Peaajamõõtja: Asper Leppik



Printed: 25.07.2010 17:35:36



Sky Plus Supermoto Eesti MV V etapp

Open

Kuressaare lennuväli 1,904 Km

Open B - Võidusõit - I - 15 minutit + 2 ringi race

24.07.2010 16:20

Race started at 16:35:35

Lap	Lap Tm	Diff	Time of Day
6	1:29.670		16:44:48.770
(969) Peeter Teemusk			
1	1:38.969	+7.054	16:37:14.675
2	1:31.915		16:38:46.590
3	3:29.502	+1:57.587	16:42:16.092
(333) Mikko Heina			
1	1:24.715		16:36:59.906
2	2:06.562	+41.847	16:39:06.468

Lap	Lap Tm	Diff	Time of Day
-----	--------	------	-------------

Lap	Lap Tm	Diff	Time of Day
-----	--------	------	-------------



Sky Plus Supermoto Eesti MV V etapp

Lapchart


Open

Kuussaare lennuväli 1,904 Km

Open B - Võidusõit - I - 15 minutit + 2 ringi race

24.07.2010 16:20

Race started at 16:35:35



Competitors

Laps

	0	1	2	3	4	5	6	7	8	9	10	11	12	13
Risto Järv (52)	1	52	52	52	52	52	52	52	52	52	52	52	52	52
Marek Virves (5)	2	5	333	424	424	5	5	5	5	5	5	5	5	5
Sven Simulask (424)	3	424	424	94	94	424	424	94	94	94	94	94	94	94
Mikk Heina (333)	4	333	94	5	5	94	94	424	424	424	424	424	424	424
Teet Mutli (94)	5	94	737	737	77	77	77	77	77	77	77	77	77	77
Marius Sileika (737)	6	737	5	178	737	178	178	178	178	178	178	178	178	178
Hendrik Meremaa (178)	7	178	178	77	178	737	737	737	737	737	737	737	737	737
Neeme Ervin (77)	8	77	77	67	67	67	67	67	67	67	67	67	67	67
Anti Leemet (31)	9	31	39	7	7	7	7	7	7	7	7	7	7	7
Erko Sinisalu (67)	10	67	67	39	39	39	39	39	39	39	39	39	39	39
Margus Mandre (7)	11	7	7	35	35	35	35	35	24	24	24	24	24	24
Peeter Teemusk (969)	12	969	24	969	24	24	24	24	315	315	315	315	315	315
Mihkel Pärtelpoeg (39)	13	39	35	24	315	315	315	315	31	31	31	31	31	31
Riho Laiksoo (24)	14	24	969	315	31	31	31	31						
Ergo Daum (35)	15	35	315	333	969									
Raul Kull (315)	16	315	31	31										

Korraldus: Saksa Auto AMK

Orbits

Peakohtunik: Margus Ostnik

Peasekretär: Annika Luige

Peaajamõõtja: Asper Leppik



Printed: 25.07.2010 17:35:45



Sky Plus Supermoto Eesti MV V etapp

Sorted on Laps

Open Kuressaare lennuväli 1,904 Km
 Open A - Võidusõit - I - 15 minutit + 2 ringi race 24.07.2010 18:10
 Race started at 18:13:50

Pos	No.	Name	Nat	Entrant/Race Team	Make	Laps	Total Tm	Diff	Gap	Best Tm	In Lap	Best Speed	Points
1	111	Toni Klem	FIN	KMC	Husqvarna	14	18:45.415			1:19.699	13	86,004	60
2	156	Taavi Nassar	EST	Sõmerpalu MK	TM	14	18:46.690	1.275	1.275	1:19.665	11	86,040	54
3	96	Andre Kiil	EST	Saksa Auto AMK	TM	14	18:59.263	13.848	12.573	1:19.992	8	85,689	50
4	311	Martin Leok	EST	Sõmerpalu MK	TM	14	19:09.144	23.729	9.881	1:20.912	10	84,714	47
5	42	Kari Vehniäinen	FIN	Supermotofinland	Husqvarna	14	19:09.312	23.897	0.168	1:20.785	11	84,847	44
6	114	Rannar Uusna	EST	Supermotofinland	Husqvarna	14	19:25.480	40.065	16.168	1:20.802	8	84,830	42
7	12	Erki Silvasti	FIN	Konnmk/ua	KTM	14	19:25.557	40.142	0.077	1:21.529	11	84,073	40
8	17	Tomi Kokko	FIN	KMC	Kawasaki	14	19:29.391	43.976	3.834	1:22.097	8	83,491	38
9	777	Ari Kuokka	FIN	KMC	KTM	14	19:32.287	46.872	2.896	1:22.585	8	82,998	36
10	931	Fred Anton	EST	Motoextreme	KTM	14	19:34.754	49.339	2.467	1:21.615	9	83,985	34
11	121	Jussi Valkeapää	FIN	ValkMK	Husqvarna	14	19:35.012	49.597	0.258	1:21.872	5	83,721	32
12	58	Roomet Kurg	EST	Motobox RT	Bucci Moto	14	19:45.082	59.667	10.070	1:21.671	11	83,927	30
13	25	Joosep Laiksoo	EST	Tabasalu MK	KTM	14	19:50.048	1:04.633	4.966	1:23.371	11	82,216	28
14	75	Dzintars Baltais	LAT	Motodroms	TM	14	19:50.264	1:04.849	0.216	1:23.941	3	81,657	27
15	9	Atis Parums	LAT	AP Motoklubs	KTM	14	19:54.612	1:09.197	4.348	1:23.572	14	82,018	26
16	3	Toni Liimatainen	FIN	SaarMPU	KTM	14	19:57.980	1:12.565	3.368	1:23.597	4	81,993	25
17	98	Kristjan Kuill	EST	Motobox RT	Husqvarna	13	18:59.561	1 Lap	1 Lap	1:24.935	5	80,702	24
18	4	Aurelijus Tamonis	LIT	LSMA	TM	13	19:15.870	1 Lap	16.309	1:21.977	13	83,614	23
Not classified (75% = 11 Laps)													
NS	171	Kalle Toronen	FIN	KarMK	Husqvarna		0.000	DNS	13 Laps		0	-	0
NS	11	Karl Pärtelpoeg	EST	Äksi MK	TM		0.000	DNS			0	-	0

Announcements
 Vale start + 10 sek Nr. 114
 Raja lõikamine + 10 sek Nr. 3

Margin of Victory	Avg. Speed	Best Lap Tm	Best Speed	Best Lap by
1.275	85,268	1:19.665	86,040	156 - Taavi Nassar




Sky Plus Supermoto Eesti MV V etapp

Open
 Open A - Võidusõit - I - 15 minutit + 2 ringi race
 Race started at 18:13:50

Kuussaare lennuväli 1,904 Km

24.07.2010 18:10



Lap	Lap Tm	Diff	Time of Day
(111) Toni Klem			
1	1:22.596	+2.897	18:15:13.563
2	1:21.178	+1.479	18:16:34.741
3	1:20.941	+1.242	18:17:55.682
4	1:20.302	+0.603	18:19:15.984
5	1:20.131	+0.432	18:20:36.115
6	1:20.337	+0.638	18:21:56.452
7	1:20.225	+0.526	18:23:16.677
8	1:20.240	+0.541	18:24:36.917
9	1:19.836	+0.137	18:25:56.753
10	1:20.005	+0.306	18:27:16.758
11	1:19.971	+0.272	18:28:36.729
12	1:19.849	+0.150	18:29:56.578
13	1:19.699		18:31:16.277
14	1:20.105	+0.406	18:32:36.382
(156) Taavi Nassar			
1	1:24.319	+4.654	18:15:15.329
2	1:20.977	+1.312	18:16:36.306
3	1:20.756	+1.091	18:17:57.062
4	1:20.972	+1.307	18:19:18.034
5	1:20.354	+0.689	18:20:38.388
6	1:19.877	+0.212	18:21:58.265
7	1:20.046	+0.381	18:23:18.311
8	1:19.730	+0.065	18:24:38.041
9	1:19.907	+0.242	18:25:57.948
10	1:19.785	+0.120	18:27:17.733
11	1:19.665		18:28:37.398
12	1:19.736	+0.071	18:29:57.134
13	1:19.807	+0.142	18:31:16.941
14	1:20.716	+1.051	18:32:37.657
(96) Andre Kiil			
1	1:24.593	+4.601	18:15:15.799
2	1:21.329	+1.337	18:16:37.128
3	1:20.927	+0.935	18:17:58.055
4	1:20.215	+0.223	18:19:18.270
5	1:20.656	+0.664	18:20:38.926
6	1:21.437	+1.445	18:22:00.363
7	1:20.887	+0.895	18:23:21.250
8	1:19.992		18:24:41.242
9	1:20.635	+0.643	18:26:01.877
10	1:21.161	+1.169	18:27:23.038
11	1:20.356	+0.364	18:28:43.394
12	1:21.665	+1.673	18:30:05.059
13	1:21.636	+1.644	18:31:26.695
14	1:23.535	+3.543	18:32:50.230
(311) Martin Leok			
1	1:28.777	+7.865	18:15:19.974
2	1:23.070	+2.158	18:16:43.044
3	1:22.533	+1.621	18:18:05.577
4	1:21.807	+0.895	18:19:27.384
5	1:21.433	+0.521	18:20:48.817
6	1:21.380	+0.468	18:22:10.197
7	1:21.574	+0.662	18:23:31.771
8	1:21.160	+0.248	18:24:52.931
9	1:21.476	+0.564	18:26:14.407
10	1:20.912		18:27:35.319
11	1:21.380	+0.468	18:28:56.699
12	1:21.212	+0.300	18:30:17.911
13	1:21.039	+0.127	18:31:38.950
14	1:21.161	+0.249	18:33:00.111
(42) Kari Vehniäinen			

Lap	Lap Tm	Diff	Time of Day
1	1:29.294	+8.509	18:15:20.381
2	1:22.952	+2.167	18:16:43.333
3	1:22.424	+1.639	18:18:05.757
4	1:22.390	+1.605	18:19:28.147
5	1:20.944	+0.159	18:20:49.091
6	1:21.267	+0.482	18:22:10.358
7	1:21.659	+0.874	18:23:32.017
8	1:21.058	+0.273	18:24:53.075
9	1:21.668	+0.883	18:26:14.743
10	1:21.609	+0.824	18:27:36.352
11	1:20.785		18:28:57.137
12	1:20.983	+0.198	18:30:18.120
13	1:21.116	+0.331	18:31:39.236
14	1:21.043	+0.258	18:33:00.279
(114) Rannar Uusna			
1	1:26.299	+5.497	18:15:17.630
2	1:23.349	+2.547	18:16:40.979
3	1:22.973	+2.171	18:18:03.952
4	1:22.299	+1.497	18:19:26.251
5	1:21.775	+0.973	18:20:48.026
6	1:21.599	+0.797	18:22:09.625
7	1:21.672	+0.870	18:23:31.297
8	1:20.802		18:24:52.099
9	1:22.133	+1.331	18:26:14.232
10	1:22.645	+1.843	18:27:36.877
11	1:21.931	+1.129	18:28:58.808
12	1:21.633	+0.831	18:30:20.441
13	1:22.423	+1.621	18:31:42.864
14	1:23.583	+2.781	18:33:06.447
(12) Erki Silvasti			
1	1:27.267	+5.738	18:15:18.285
2	1:23.234	+1.705	18:16:41.519
3	1:23.098	+1.569	18:18:04.617
4	1:23.436	+1.907	18:19:28.053
5	1:22.584	+1.055	18:20:50.637
6	1:23.090	+1.561	18:22:13.727
7	1:22.600	+1.071	18:23:36.327
8	1:23.624	+2.095	18:24:59.951
9	1:22.360	+0.831	18:26:22.311
10	1:21.913	+0.384	18:27:44.224
11	1:21.529		18:29:05.753
12	1:22.204	+0.675	18:30:27.957
13	1:23.756	+2.227	18:31:51.713
14	1:24.811	+3.282	18:33:16.524
(17) Tomi Kokko			
1	1:30.244	+8.147	18:15:21.800
2	1:24.292	+2.195	18:16:46.092
3	1:23.019	+0.922	18:18:09.111
4	1:23.116	+1.019	18:19:32.227
5	1:22.673	+0.576	18:20:54.900
6	1:23.179	+1.082	18:22:18.079
7	1:22.551	+0.454	18:23:40.630
8	1:22.097		18:25:02.727
9	1:22.556	+0.459	18:26:25.283
10	1:22.623	+0.526	18:27:47.906
11	1:22.282	+0.185	18:29:10.188
12	1:22.516	+0.419	18:30:32.704
13	1:23.309	+1.212	18:31:56.013
14	1:24.345	+2.248	18:33:20.358
(777) Ari Kuokka			
1	1:30.881	+8.296	18:15:22.568
2	1:24.873	+2.288	18:16:47.441

Lap	Lap Tm	Diff	Time of Day
3	1:23.697	+1.112	18:18:11.138
4	1:23.364	+0.779	18:19:34.502
5	1:23.264	+0.679	18:20:57.766
6	1:22.755	+0.170	18:22:20.521
7	1:22.592	+0.007	18:23:43.113
8	1:22.585		18:25:05.698
9	1:23.321	+0.736	18:26:29.019
10	1:22.880	+0.295	18:27:51.899
11	1:22.797	+0.212	18:29:14.696
12	1:23.041	+0.456	18:30:37.737
13	1:22.708	+0.123	18:32:00.445
14	1:22.809	+0.224	18:33:23.254
(931) Fred Anton			
1	1:30.085	+8.470	18:15:21.411
2	1:23.958	+2.343	18:16:45.369
3	1:22.781	+1.166	18:18:08.150
4	1:22.669	+1.054	18:19:30.819
5	1:22.309	+0.694	18:20:53.128
6	1:22.117	+0.502	18:22:15.245
7	1:22.243	+0.628	18:23:37.488
8	1:21.759	+0.144	18:24:59.247
9	1:21.615		18:26:20.862
10	1:21.777	+0.162	18:27:42.639
11	1:21.797	+0.182	18:29:04.436
12	1:33.793	+12.178	18:30:38.229
13	1:24.283	+2.668	18:32:02.512
14	1:23.209	+1.594	18:33:25.721
(121) Jussi Valkeapää			
1	1:29.065	+7.193	18:15:20.678
2	1:23.018	+1.146	18:16:43.696
3	1:23.206	+1.334	18:18:06.902
4	1:22.292	+0.420	18:19:29.194
5	1:21.872		18:20:51.066
6	1:28.045	+6.173	18:22:19.111
7	1:22.028	+0.156	18:23:41.139
8	1:21.925	+0.053	18:25:03.064
9	1:22.464	+0.592	18:26:25.528
10	1:30.807	+8.935	18:27:56.335
11	1:22.210	+0.338	18:29:18.545
12	1:22.372	+0.500	18:30:40.917
13	1:22.257	+0.385	18:32:03.174
14	1:22.805	+0.933	18:33:25.979
(58) Roomet Kurg			
1	1:33.170	+11.499	18:15:24.178
2	1:25.079	+3.408	18:16:49.257
3	1:24.061	+2.390	18:18:13.318
4	1:23.482	+1.811	18:19:36.800
5	1:24.442	+2.771	18:21:01.242
6	1:24.333	+2.662	18:22:25.575
7	1:22.987	+1.316	18:23:48.562
8	1:22.376	+0.705	18:25:10.938
9	1:22.573	+0.902	18:26:33.511
10	1:22.332	+0.661	18:27:55.843
11	1:21.671		18:29:17.514
12	1:32.922	+11.251	18:30:50.436
13	1:22.932	+1.261	18:32:13.368
14	1:22.681	+1.010	18:33:36.049
(25) Joosep Laiksoo			
1	1:33.046	+9.675	18:15:24.725
2	1:26.329	+2.958	18:16:51.054
3	1:25.844	+2.473	18:18:16.898
4	1:24.378	+1.007	18:19:41.276




Sky Plus Supermoto Eesti MV V etapp

Open Kuressaare lennuväli 1,904 Km

Open A - Võidusõit - I - 15 minutit + 2 ringi race 24.07.2010 18:10

Race started at 18:13:50



Lap	Lap Tm	Diff	Time of Day
5	1:24.148	+0.777	18:21:05.424
6	1:24.275	+0.904	18:22:29.699
7	1:24.521	+1.150	18:23:54.220
8	1:24.585	+1.214	18:25:18.805
9	1:23.748	+0.377	18:26:42.553
10	1:23.942	+0.571	18:28:06.495
11	1:23.371		18:29:29.866
12	1:23.715	+0.344	18:30:53.581
13	1:23.668	+0.297	18:32:17.249
14	1:23.766	+0.395	18:33:41.015

(75) Dzintars Baltais

Lap	Lap Tm	Diff	Time of Day
1	1:31.372	+7.431	18:15:23.142
2	1:25.055	+1.114	18:16:48.197
3	1:23.941		18:18:12.138
4	1:24.124	+0.183	18:19:36.262
5	1:24.582	+0.641	18:21:00.844
6	1:24.334	+0.393	18:22:25.178
7	1:24.228	+0.287	18:23:49.406
8	1:24.237	+0.296	18:25:13.643
9	1:25.101	+1.160	18:26:38.744
10	1:24.154	+0.213	18:28:02.898
11	1:24.391	+0.450	18:29:27.289
12	1:24.329	+0.388	18:30:51.618
13	1:24.565	+0.624	18:32:16.183
14	1:25.048	+1.107	18:33:41.231

(9) Atis Parums

Lap	Lap Tm	Diff	Time of Day
1	1:34.012	+10.440	18:15:25.703
2	1:26.373	+2.801	18:16:52.076
3	1:25.876	+2.304	18:18:17.952
4	1:25.255	+1.683	18:19:43.207
5	1:25.310	+1.738	18:21:08.517
6	1:24.551	+0.979	18:22:33.068
7	1:24.641	+1.069	18:23:57.709
8	1:24.663	+1.091	18:25:22.372
9	1:23.996	+0.424	18:26:46.368
10	1:24.075	+0.503	18:28:10.443
11	1:23.738	+0.166	18:29:34.181
12	1:23.628	+0.056	18:30:57.809
13	1:24.198	+0.626	18:32:22.007
14	1:23.572		18:33:45.579

(3) Toni Liimatainen

Lap	Lap Tm	Diff	Time of Day
1	1:32.034	+8.437	18:15:23.647
2	1:25.269	+1.672	18:16:48.916
3	1:23.955	+0.358	18:18:12.871
4	1:23.597		18:19:36.468
5	1:23.837	+0.240	18:21:00.305
6	1:24.420	+0.823	18:22:24.725
7	1:23.697	+0.100	18:23:48.422
8	1:24.840	+1.243	18:25:13.262
9	1:25.087	+1.490	18:26:38.349
10	1:23.872	+0.275	18:28:02.221
11	1:24.461	+0.864	18:29:26.682
12	1:24.184	+0.587	18:30:50.866
13	1:24.029	+0.432	18:32:14.895
14	1:24.052	+0.455	18:33:38.947

(98) Kristjan Kuill

Lap	Lap Tm	Diff	Time of Day
1	1:34.377	+9.442	18:15:26.154
2	1:26.724	+1.789	18:16:52.878
3	1:25.749	+0.814	18:18:18.627
4	1:26.849	+1.914	18:19:45.476
5	1:24.935		18:21:10.411
6	1:25.256	+0.321	18:22:35.667

Lap	Lap Tm	Diff	Time of Day
7	1:25.611	+0.676	18:24:01.278
8	1:26.623	+1.688	18:25:27.901
9	1:27.201	+2.266	18:26:55.102
10	1:28.738	+3.803	18:28:23.840
11	1:27.497	+2.562	18:29:51.337
12	1:30.350	+5.415	18:31:21.687
13	1:28.841	+3.906	18:32:50.528

(4) Aurelijus Tamonis

Lap	Lap Tm	Diff	Time of Day
1	2:15.008	+53.031	18:16:06.541
2	1:26.012	+4.035	18:17:32.553
3	1:24.724	+2.747	18:18:57.277
4	1:25.092	+3.115	18:20:22.369
5	1:24.985	+3.008	18:21:47.354
6	1:32.207	+10.230	18:23:19.561
7	1:24.715	+2.738	18:24:44.276
8	1:23.264	+1.287	18:26:07.540
9	1:24.398	+2.421	18:27:31.938
10	1:28.485	+6.508	18:29:00.423
11	1:22.310	+0.333	18:30:22.733
12	1:22.127	+0.150	18:31:44.860
13	1:21.977		18:33:06.837

Korraldus: Saksa Auto AMK

Peakohtunik: Margus Ostnik

Peasekretär: Annika Luige

Peaajamõõtja: Asper Leppik

Printed: 25.07.2010 17:36:14

Orbits





Sky Plus Supermoto Eesti MV V etapp

Lapchart

Open

Kuussaare lennuväli 1,904 Km

Open A - Võidusõit - I - 15 minutit + 2 ringi race

24.07.2010 18:10

Race started at 18:13:50

Competitors

Laps

	0	1	2	3	4	5	6	7	8	9	10	11	12	13	14
Toni Klem (111)	1	111	111	111	111	111	111	111	111	111	111	111	111	111	111
Roomet Kurg (58)	2	58	156	156	156	156	156	156	156	156	156	156	156	156	156
Taavi Nassar (156)	3	156	96	96	96	96	96	96	96	96	96	96	96	96	96
Erki Silvasti (12)	4	12	114	114	114	114	114	114	114	114	311	311	311	311	311
Kari Vehniäinen (42)	5	42	12	12	311	311	311	311	311	311	42	42	42	42	42
Martin Leok (311)	6	311	311	311	311	12	42	42	42	42	114	114	114	114	114
Andre Kiil (96)	7	96	42	42	42	42	12	12	12	931	931	931	931	12	12
Fred Anton (931)	8	931	121	121	121	121	121	931	931	12	12	12	12	17	17
Rannar Uusna (114)	9	114	931	931	931	931	17	17	17	17	17	17	777	777	777
Aurelijus Tamonis (4)	10	4	17	17	17	17	17	121	121	121	121	777	777	931	931
Tomi Kokko (17)	11	17	777	777	777	777	777	777	777	777	777	58	58	121	121
Toni Liimatainen (3)	12	3	75	75	75	75	3	3	3	58	58	121	121	58	58
Jussi Valkeapää (121)	13	121	3	3	3	3	75	75	58	3	3	3	3	3	3
Joosep Laiksoo (25)	14	25	58	58	58	58	58	75	75	75	75	75	75	75	25
Ari Kuokka (777)	15	777	25	25	25	25	25	25	25	25	25	25	25	25	75
Atis Parums (9)	16	9	9	9	9	9	9	9	9	9	9	9	9	9	9
Dzintars Baltais (75)	17	75	98	98	98	98	98	98	98	98	98	98	98	98	98
Kristjan Kuill (98)	18	98	4	4	4	4	4	4	4	4	4	4	4	4	4
Karl Pärtelpoeg (11)	19	11													
Kalle Toronen (171)	20	171													

Korraldus: Saksa Auto AMK

Orbits

Peakotunik: Margus Ostnik

Peasekretär: Annika Luige

Peaajamõõtja: Asper Leppik



Printed: 25.07.2010 17:36:22



Sky Plus Supermoto Eesti MV V etapp

Sorted on Laps

Open Kuressaare lennuväli 1,904 Km
 Open B - Võidusõit - II - 15 minutit + 2 ringi race 24.07.2010 18:35
 Race started at 18:40:36


Pos	No.	Name	Nat	Entrant/Race Team	Make	Laps	Total Tm	Diff	Gap	Best Tm	In Lap	Best Speed	Points
1	5	Marek Virves	EST	Tabasalu MK	Kawasaki	13	18:43.818			1:24.660	8	80,964	20
2	94	Teet Mutli	EST	Viljandi VMK	Aprilia	13	18:50.038	6.220	6.220	1:24.305	9	81,305	19
3	424	Sven Simulask	EST	Tabasalu MK	Kawasaki	13	18:50.824	7.006	0.786	1:25.091	9	80,554	18
4	333	Mikk Heina	EST	Pärnu MC	Honda	13	18:54.439	10.621	3.615	1:25.191	12	80,459	17
5	178	Hendrik Meremaa	EST	AYR Racing Team	Honda	13	19:01.893	18.075	7.454	1:25.708	11	79,974	16
6	67	Erko Sinisalu	EST	AYR Racing Team	KTM	13	19:02.679	18.861	0.786	1:26.322	9	79,405	15
7	7	Margus Mandre	EST	Tabasalu MK	Kawasaki	13	19:16.998	33.180	14.319	1:26.985	11	78,800	14
8	77	Neeme Ervin	EST	EMMK	Honda	13	19:18.626	34.808	1.628	1:26.331	11	79,397	13
9	24	Riho Laiksoo	EST	Tabasalu MK	KTM	13	19:56.781	1:12.963	38.155	1:28.966	12	77,045	12
10	39	Mihkel Pärtelpoeg	EST	Äksi MK	Honda	13	19:58.416	1:14.598	1.635	1:29.412	12	76,661	11
11	35	Ergo Daum	EST	Speedline Racing	KTM	12	18:56.684	1 Lap	1 Lap	1:31.222	6	75,140	10
12	969	Peeter Teemusk	EST	Saku MK	KTM	12	19:01.392	1 Lap	4.708	1:33.742	4	73,120	9
Not classified (75% = 10 Laps)													
	52	Risto Järv	EST	RedMoto Honda	Honda	8	11:38.385	5 Laps	4 Laps	1:23.528	6	82,061	0
	737	Marius Sileika	LIT	LSMA	Suzuki	8	11:45.118	5 Laps	6.733	1:27.315	2	78,502	0
	315	Raul Kull	EST	Laansoo MK	KTM	5	8:15.670	8 Laps	3 Laps	1:36.933	2	70,713	0
NS	31	Anti Leemet	EST	Velt Motocenter	KTM		0.000	DNS	5 Laps		0	-	0

Margin of Victory	Avg. Speed	Best Lap Tm	Best Speed	Best Lap by
6.220	79,290	1:23.528	82,061	52 - Risto Järv



Sky Plus Supermoto Eesti MV V etapp

Open Kuressaare lennuväli 1,904 Km
 Open B - Võidusõit - II - 15 minutit + 2 ringi race
 Race started at 18:40:36
 24.07.2010 18:35



Lap	Lap Tm	Diff	Time of Day
(5) Marek Virves			
1	1:29.070	+4.410	18:42:05.941
2	1:27.547	+2.887	18:43:33.488
3	1:27.418	+2.758	18:45:00.906
4	1:25.370	+0.710	18:46:26.276
5	1:25.424	+0.764	18:47:51.700
6	1:25.168	+0.508	18:49:16.868
7	1:25.539	+0.879	18:50:42.407
8	1:24.660		18:52:07.067
9	1:25.453	+0.793	18:53:32.520
10	1:26.241	+1.581	18:54:58.761
11	1:27.006	+2.346	18:56:25.767
12	1:27.017	+2.357	18:57:52.784
13	1:27.659	+2.999	18:59:20.443

Lap	Lap Tm	Diff	Time of Day
(94) Teet Mutli			
1	1:31.052	+6.747	18:42:08.047
2	1:28.473	+4.168	18:43:36.520
3	1:27.286	+2.981	18:45:03.806
4	1:26.416	+2.111	18:46:30.222
5	1:26.793	+2.488	18:47:57.015
6	1:27.251	+2.946	18:49:24.266
7	1:27.552	+3.247	18:50:51.818
8	1:26.320	+2.015	18:52:18.138
9	1:24.305		18:53:42.443
10	1:25.603	+1.298	18:55:08.046
11	1:25.883	+1.578	18:56:33.929
12	1:26.714	+2.409	18:58:00.643
13	1:26.020	+1.715	18:59:26.663

Lap	Lap Tm	Diff	Time of Day
(424) Sven Simulask			
1	1:27.762	+2.671	18:42:04.387
2	1:27.883	+2.792	18:43:32.270
3	1:25.307	+0.216	18:44:57.577
4	1:28.105	+3.014	18:46:25.682
5	1:25.438	+0.347	18:47:51.120
6	1:25.124	+0.033	18:49:16.244
7	1:36.190	+11.099	18:50:52.434
8	1:26.212	+1.121	18:52:18.646
9	1:25.091		18:53:43.737
10	1:26.288	+1.197	18:55:10.025
11	1:25.342	+0.251	18:56:35.367
12	1:26.286	+1.195	18:58:01.653
13	1:25.796	+0.705	18:59:27.449

Lap	Lap Tm	Diff	Time of Day
(333) Mikk Heina			
1	1:32.896	+7.705	18:42:09.710
2	1:28.567	+3.376	18:43:38.277
3	1:28.226	+3.035	18:45:06.503
4	1:27.272	+2.081	18:46:33.775
5	1:26.136	+0.945	18:47:59.911
6	1:25.860	+0.669	18:49:25.771
7	1:27.484	+2.293	18:50:53.255
8	1:27.175	+1.984	18:52:20.430
9	1:27.277	+2.086	18:53:47.707
10	1:26.608	+1.417	18:55:14.315
11	1:25.370	+0.179	18:56:39.685
12	1:25.191		18:58:04.876
13	1:26.188	+0.997	18:59:31.064

Lap	Lap Tm	Diff	Time of Day
(178) Hendrik Meremaa			
1	1:32.992	+7.284	18:42:10.038
2	1:29.200	+3.492	18:43:39.238
3	1:27.820	+2.112	18:45:07.058
4	1:27.833	+2.125	18:46:34.891

Lap	Lap Tm	Diff	Time of Day
5	1:27.378	+1.670	18:48:02.269
6	1:27.161	+1.453	18:49:29.430
7	1:27.159	+1.451	18:50:56.589
8	1:26.926	+1.218	18:52:23.515
9	1:27.223	+1.515	18:53:50.738
10	1:26.667	+0.959	18:55:17.405
11	1:25.708		18:56:43.113
12	1:26.497	+0.789	18:58:09.610
13	1:28.908	+3.200	18:59:38.518

Lap	Lap Tm	Diff	Time of Day
(67) Erko Sinisalu			
1	1:33.325	+7.003	18:42:10.416
2	1:29.351	+3.029	18:43:39.767
3	1:28.343	+2.021	18:45:08.110
4	1:28.119	+1.797	18:46:36.229
5	1:28.044	+1.722	18:48:04.273
6	1:26.786	+0.464	18:49:31.059
7	1:27.246	+0.924	18:50:58.305
8	1:27.055	+0.733	18:52:25.360
9	1:26.322		18:53:51.682
10	1:26.553	+0.231	18:55:18.235
11	1:26.366	+0.044	18:56:44.601
12	1:26.899	+0.577	18:58:11.500
13	1:27.804	+1.482	18:59:39.304

Lap	Lap Tm	Diff	Time of Day
(7) Margus Mandre			
1	1:34.747	+7.762	18:42:11.946
2	1:29.219	+2.234	18:43:41.165
3	1:28.430	+1.445	18:45:09.595
4	1:27.030	+0.045	18:46:36.625
5	1:28.551	+1.566	18:48:05.176
6	1:27.117	+0.132	18:49:32.293
7	1:27.832	+0.847	18:51:00.125
8	1:31.266	+4.281	18:52:31.391
9	1:30.739	+3.754	18:54:02.130
10	1:27.136	+0.151	18:55:29.266
11	1:26.985		18:56:56.251
12	1:27.039	+0.054	18:58:23.290
13	1:30.333	+3.348	18:59:53.623

Lap	Lap Tm	Diff	Time of Day
(77) Neeme Ervin			
1	1:35.124	+8.793	18:42:12.392
2	1:29.436	+3.105	18:43:41.828
3	1:29.003	+2.672	18:45:10.831
4	1:27.547	+1.216	18:46:38.378
5	1:27.622	+1.291	18:48:06.000
6	1:27.332	+1.001	18:49:33.332
7	1:27.307	+0.976	18:51:00.639
8	1:26.527	+0.196	18:52:27.166
9	1:37.508	+11.177	18:54:04.674
10	1:26.916	+0.585	18:55:31.590
11	1:26.331		18:56:57.921
12	1:28.949	+2.618	18:58:26.870
13	1:28.381	+2.050	18:59:55.251

Lap	Lap Tm	Diff	Time of Day
(24) Riho Laiksoo			
1	1:40.551	+11.585	18:42:18.113
2	1:34.589	+5.623	18:43:52.702
3	1:33.330	+4.364	18:45:26.032
4	1:34.048	+5.082	18:47:00.080
5	1:32.564	+3.598	18:48:32.644
6	1:31.410	+2.444	18:50:04.054
7	1:30.419	+1.453	18:51:34.473
8	1:29.548	+0.582	18:53:04.021
9	1:31.002	+2.036	18:54:35.023
10	1:30.351	+1.385	18:56:05.374

Lap	Lap Tm	Diff	Time of Day
11	1:29.753	+0.787	18:57:35.127
12	1:28.966		18:59:04.093
13	1:29.313	+0.347	19:00:33.406

Lap	Lap Tm	Diff	Time of Day
(39) Mihkel Pärtelpoeg			
1	1:40.201	+10.789	18:42:17.717
2	1:33.769	+4.357	18:43:51.486
3	1:32.909	+3.497	18:45:24.395
4	1:32.766	+3.354	18:46:57.161
5	1:32.039	+2.627	18:48:29.200
6	1:32.268	+2.856	18:50:01.468
7	1:30.939	+1.527	18:51:32.407
8	1:31.125	+1.713	18:53:03.532
9	1:31.245	+1.833	18:54:34.777
10	1:31.412	+2.000	18:56:06.189
11	1:29.635	+0.223	18:57:35.824
12	1:29.412		18:59:05.236
13	1:29.805	+0.393	19:00:35.041

Lap	Lap Tm	Diff	Time of Day
(35) Ergo Daum			
1	1:38.213	+6.991	18:42:33.539
2	1:33.492	+2.270	18:44:07.031
3	1:32.297	+1.075	18:45:39.328
4	1:34.795	+3.573	18:47:14.123
5	1:31.817	+0.595	18:48:45.940
6	1:31.222		18:50:17.162
7	1:32.465	+1.243	18:51:49.627
8	1:31.874	+0.652	18:53:21.501
9	1:32.970	+1.748	18:54:54.471
10	1:34.104	+2.882	18:56:28.575
11	1:31.591	+0.369	18:58:00.166
12	1:33.143	+1.921	18:59:33.309

Lap	Lap Tm	Diff	Time of Day
(969) Peeter Teemusk			
1	1:38.045	+4.303	18:42:15.419
2	1:34.457	+0.715	18:43:49.876
3	1:35.712	+1.970	18:45:25.588
4	1:33.742		18:46:59.330
5	1:34.894	+1.152	18:48:34.224
6	1:35.290	+1.548	18:50:09.514
7	1:34.773	+1.031	18:51:44.287
8	1:35.945	+2.203	18:53:20.232
9	1:34.020	+0.278	18:54:54.252
10	1:35.384	+1.642	18:56:29.636
11	1:34.277	+0.535	18:58:03.913
12	1:34.104	+0.362	18:59:38.017

Lap	Lap Tm	Diff	Time of Day
(52) Risto Järv			
1	1:29.277	+5.749	18:42:06.284
2	1:27.554	+4.026	18:43:33.838
3	1:26.285	+2.757	18:45:00.123
4	1:24.227	+0.699	18:46:24.350
5	1:23.935	+0.407	18:47:48.285
6	1:23.528		18:49:11.813
7	1:38.420	+14.892	18:50:50.233
8	1:24.777	+1.249	18:52:15.010

Lap	Lap Tm	Diff	Time of Day
(737) Marius Sileika			
1	1:28.789	+1.474	18:42:05.592
2	1:27.315		18:43:32.907
3	1:27.776	+0.461	18:45:00.683
4	1:27.653	+0.338	18:46:28.336
5	1:27.424	+0.109	18:47:55.760
6	1:27.495	+0.180	18:49:23.255
7	1:28.467	+1.152	18:50:51.722
8	1:30.021	+2.706	18:52:21.743

Korraldus: Saksa Auto AMK Orbits

Peakohunik: Margus Ostnik
 Peasekretär: Annika Luige
 Peaajamõõtja: Asper Leppik
 Printed: 25.07.2010 17:36:41





Sky Plus Supermoto Eesti MV V etapp

Open Kuressaare lennuväli 1,904 Km
 Open B - Võidusõit - II - 15 minutit + 2 ringi race 24.07.2010 18:35
 Race started at 18:40:36

Lap	Lap Tm	Diff	Time of Day	Lap	Lap Tm	Diff	Time of Day	Lap	Lap Tm	Diff	Time of Day
(315) Raul Kull											
1	1:43.017	+6.084	18:42:20.825								
2	1:36.933		18:43:57.758								
3	1:38.760	+1.827	18:45:36.518								
4	1:37.328	+0.395	18:47:13.846								
5	1:38.449	+1.516	18:48:52.295								

Korraldus: Saksa Auto AMK Orbits

Peakotunik: Margus Ostnik
 Peasekretär: Annika Luige
 Peaajamõõtja: Asper Leppik
 Printed: 25.07.2010 17:36:41





Sky Plus Supermoto Eesti MV V etapp

Lapchart

Open

Kuussaare lennuväli 1,904 Km

Open B - Võidusõit - II - 15 minutit + 2 ringi race

24.07.2010 18:35

Race started at 18:40:36



Competitors

Laps

	0	1	2	3	4	5	6	7	8	9	10	11	12	13
Sven Simulask (424)	1	424	424	424	424	52	52	52	5	5	5	5	5	5
Marius Sileika (737)	2	737	737	737	52	424	424	424	52	52	94	94	94	94
Mikk Heina (333)	3	333	5	5	737	5	5	5	737	94	424	424	424	424
Marek Virves (5)	4	5	52	52	5	737	737	737	94	424	333	333	333	333
Teet Mutli (94)	5	94	94	94	94	94	94	94	424	333	178	178	178	178
Risto Järv (52)	6	52	333	333	333	333	333	333	333	737	67	67	67	67
Hendrik Meremaa (178)	7	178	178	178	178	178	178	178	178	7	7	7	7	7
Erko Sinisalu (67)	8	67	67	67	67	67	67	67	67	67	77	77	77	77
Margus Mandre (7)	9	7	7	7	7	7	7	7	7	77	39	24	24	24
Neeme Ervin (77)	10	77	77	77	77	77	77	77	77	7	24	39	39	39
Peeter Teemusk (969)	11	969	969	969	39	39	39	39	39	39	969	35	35	35
Mihkel Pärtelpoeg (39)	12	39	39	39	969	969	24	24	24	24	35	969	969	969
Riho Laiksoo (24)	13	24	24	24	24	24	969	969	969	969				
Raul Kull (315)	14	315	315	315	315	315	35	35	35	35				
Ergo Daum (35)	15	35	35	35	35	35	315							
Anti Leemet (31)	16	31												

Korraldus: Saksa Auto AMK

Orbits

Peakohtunik: Margus Ostnik

Peasekretär: Annika Luige

Peaajamõõtja: Asper Leppik



Printed: 25.07.2010 17:36:54



Sky Plus Supermoto Eesti MV V etapp

Sorted on Laps

Open

Kuressaare lennuväli 1,904 Km

Open A - Võidusõit - II - 15 minutit + 2 ringi race

24.07.2010 19:30

Race started at 19:32:48

Pos	No.	Name	Nat	Entrant/Race Team	Make	Laps	Total Tm	Diff	Gap	Best Tm	In Lap	Best Speed	Points
1	311	Martin Leok	EST	Sõmerpalu MK	TM	14	18:38.075			1:18.860	13	86,919	60
2	114	Rannar Uusna	EST	Supermotofinland	Husqvarna	14	18:38.950	0.875	0.875	1:18.359	14	87,474	54
3	42	Kari Vehniäinen	FIN	Supermotofinland	Husqvarna	14	18:39.558	1.483	0.608	1:18.286	8	87,556	50
4	111	Toni Klem	FIN	KMC	Husqvarna	14	18:46.232	8.157	6.674	1:19.036	3	86,725	47
5	58	Roomet Kurg	EST	Motobox RT	Bucci Moto	14	18:58.128	20.053	11.896	1:19.991	13	85,690	44
6	12	Erki Silvasti	FIN	Konnmk/ua	KTM	14	18:59.810	21.735	1.682	1:19.086	13	86,670	42
7	931	Fred Anton	EST	Motoextreme	KTM	14	18:59.899	21.824	0.089	1:19.713	12	85,988	40
8	17	Tomi Kokko	FIN	KMC	Kawasaki	14	19:07.215	29.140	7.316	1:20.967	7	84,657	38
9	96	Andre Kiil	EST	Saksa Auto AMK	TM	14	19:09.420	31.345	2.205	1:19.334	11	86,399	36
10	121	Jussi Valkeapää	FIN	ValkMK	Husqvarna	14	19:13.163	35.088	3.743	1:20.610	12	85,032	34
11	156	Taavi Nassar	EST	Sõmerpalu MK	TM	14	19:13.637	35.562	0.474	1:18.498	3	87,319	32
12	4	Aurelijus Tamonis	LIT	LSMA	TM	14	19:18.242	40.167	4.605	1:21.065	12	84,554	30
13	777	Ari Kuokka	FIN	KMC	KTM	14	19:18.341	40.266	0.099	1:21.651	5	83,948	28
14	75	Dzintars Baltais	LAT	Motodroms	TM	14	19:22.297	44.222	3.956	1:21.786	6	83,809	27
15	25	Joosep Laiksoo	EST	Tabasalu MK	KTM	14	19:22.575	44.500	0.278	1:21.485	10	84,119	26
16	3	Toni Liimatainen	FIN	SaarMPU	KTM	14	19:38.152	1:00.077	15.577	1:22.468	13	83,116	25
17	9	Atis Parums	LAT	AP Motoklubs	KTM	13	18:01.439	1 Lap	1 Lap	1:21.286	13	84,324	24
18	98	Kristjan Kuill	EST	Motobox RT	Husqvarna	13	19:54.843	1 Lap	1:53.404	1:24.133	3	81,471	23

Not classified (75% = 11 Laps)

NS	171	Kalle Toronen	FIN	KarMK	Husqvarna		0.000	DNS	13 Laps		0 -	0
NS	11	Karl Pärtelpoeg	EST	Äksi MK	TM		0.000	DNS			0 -	0

Announcements

Vale start + 10 sek Nr. 98

Margin of Victory	Avg. Speed	Best Lap Tm	Best Speed	Best Lap by
0.875	85,828	1:18.286	87,556	42 - Kari Vehniäinen

Korraldus: Saksa Auto AMK

Orbits

Peakotunik: Margus Ostnik

Peasekretär: Annika Luige

Peaajamõõtja: Asper Leppik

Printed: 25.07.2010 17:37:04

REALTIMING

MYLAPS
SPORTS TIMING




Sky Plus Supermoto Eesti MV V etapp

Open
 Open A - Võidusõit - II - 15 minutit + 2 ringi race
 Race started at 19:32:48

Kuussaare lennuväli 1,904 Km

24.07.2010 19:30



Lap	Lap Tm	Diff	Time of Day
(311) Martin Leok			
1	1:21.673	+2.813	19:34:10.702
2	1:19.623	+0.763	19:35:30.325
3	1:19.236	+0.376	19:36:49.561
4	1:19.580	+0.720	19:38:09.141
5	1:19.943	+1.083	19:39:29.084
6	1:20.191	+1.331	19:40:49.275
7	1:20.153	+1.293	19:42:09.428
8	1:20.287	+1.427	19:43:29.715
9	1:19.538	+0.678	19:44:49.253
10	1:20.171	+1.311	19:46:09.424
11	1:19.905	+1.045	19:47:29.329
12	1:19.791	+0.931	19:48:49.120
13	1:18.860		19:50:07.980
14	1:18.977	+0.117	19:51:26.957
(114) Rannar Uusna			
1	1:24.264	+5.905	19:34:13.673
2	1:20.276	+1.917	19:35:33.949
3	1:21.028	+2.669	19:36:54.977
4	1:19.817	+1.458	19:38:14.794
5	1:20.063	+1.704	19:39:34.857
6	1:20.312	+1.953	19:40:55.169
7	1:19.928	+1.569	19:42:15.097
8	1:19.431	+1.072	19:43:34.528
9	1:19.226	+0.867	19:44:53.754
10	1:19.552	+1.193	19:46:13.306
11	1:18.741	+0.382	19:47:32.047
12	1:18.998	+0.639	19:48:51.045
13	1:18.428	+0.069	19:50:09.473
14	1:18.359		19:51:27.832
(42) Kari Vehniäinen			
1	1:27.306	+9.020	19:34:16.588
2	1:21.044	+2.758	19:35:37.632
3	1:20.988	+2.702	19:36:58.620
4	1:20.856	+2.570	19:38:19.476
5	1:18.913	+0.627	19:39:38.389
6	1:19.080	+0.794	19:40:57.469
7	1:19.584	+1.298	19:42:17.053
8	1:18.286		19:43:35.339
9	1:18.720	+0.434	19:44:54.059
10	1:19.565	+1.279	19:46:13.624
11	1:18.783	+0.497	19:47:32.407
12	1:18.946	+0.660	19:48:51.353
13	1:18.430	+0.144	19:50:09.783
14	1:18.657	+0.371	19:51:28.440
(111) Toni Klem			
1	1:23.074	+4.038	19:34:12.229
2	1:19.540	+0.504	19:35:31.769
3	1:19.036		19:36:50.805
4	1:20.289	+1.253	19:38:11.094
5	1:23.168	+4.132	19:39:34.262
6	1:22.520	+3.484	19:40:56.782
7	1:20.171	+1.135	19:42:16.953
8	1:20.445	+1.409	19:43:37.398
9	1:19.978	+0.942	19:44:57.376
10	1:20.180	+1.144	19:46:17.556
11	1:19.729	+0.693	19:47:37.285
12	1:19.420	+0.384	19:48:56.705
13	1:19.201	+0.165	19:50:15.906
14	1:19.208	+0.172	19:51:35.114
(58) Roomet Kurg			

Lap	Lap Tm	Diff	Time of Day
1	1:24.072	+4.081	19:34:13.297
2	1:22.104	+2.113	19:35:35.401
3	1:21.241	+1.250	19:36:56.642
4	1:22.632	+2.641	19:38:19.274
5	1:21.314	+1.323	19:39:40.588
6	1:20.616	+0.625	19:41:01.204
7	1:21.189	+1.198	19:42:22.393
8	1:20.286	+0.295	19:43:42.679
9	1:20.673	+0.682	19:45:03.352
10	1:20.785	+0.794	19:46:24.137
11	1:20.066	+0.075	19:47:44.203
12	1:20.277	+0.286	19:49:04.480
13	1:19.991		19:50:24.471
14	1:22.539	+2.548	19:51:47.010
(12) Erki Silvast			
1	1:23.007	+3.921	19:34:12.091
2	1:20.842	+1.756	19:35:32.933
3	1:20.974	+1.888	19:36:53.907
4	1:20.786	+1.700	19:38:14.693
5	1:21.954	+2.868	19:39:36.647
6	1:20.709	+1.623	19:40:57.356
7	1:21.194	+2.108	19:42:18.550
8	1:20.061	+0.975	19:43:38.611
9	1:19.928	+0.842	19:44:58.539
10	1:20.267	+1.181	19:46:18.806
11	1:19.808	+0.722	19:47:38.614
12	1:19.484	+0.398	19:48:58.098
13	1:19.086		19:50:17.184
14	1:31.508	+12.422	19:51:48.692
(931) Fred Anton			
1	1:26.822	+7.109	19:34:16.247
2	1:23.094	+3.381	19:35:39.341
3	1:22.336	+2.623	19:37:01.677
4	1:21.658	+1.945	19:38:23.335
5	1:20.740	+1.027	19:39:44.075
6	1:20.428	+0.715	19:41:04.503
7	1:20.308	+0.595	19:42:24.811
8	1:21.059	+1.346	19:43:45.870
9	1:20.967	+1.254	19:45:06.837
10	1:20.075	+0.362	19:46:26.912
11	1:20.157	+0.444	19:47:47.069
12	1:19.713		19:49:06.782
13	1:20.071	+0.358	19:50:26.853
14	1:21.928	+2.215	19:51:48.781
(17) Tomi Kokko			
1	1:26.485	+5.518	19:34:15.814
2	1:21.546	+0.579	19:35:37.360
3	1:20.993	+0.026	19:36:58.353
4	1:21.821	+0.854	19:38:20.174
5	1:21.663	+0.696	19:39:41.837
6	1:21.531	+0.564	19:41:03.368
7	1:20.967		19:42:24.335
8	1:21.219	+0.252	19:43:45.554
9	1:21.640	+0.673	19:45:07.194
10	1:21.755	+0.788	19:46:28.949
11	1:21.738	+0.771	19:47:50.687
12	1:21.547	+0.580	19:49:12.234
13	1:21.787	+0.820	19:50:34.021
14	1:22.076	+1.109	19:51:56.097
(96) Andre Kiil			
1	1:23.243	+3.909	19:34:12.383
2	1:20.628	+1.294	19:35:33.011

Lap	Lap Tm	Diff	Time of Day
3	1:20.053	+0.719	19:36:53.064
4	1:20.551	+1.217	19:38:13.615
5	1:20.777	+1.443	19:39:34.392
6	1:20.274	+0.940	19:40:54.666
7	1:23.109	+3.775	19:42:17.775
8	1:20.171	+0.837	19:43:37.946
9	1:20.182	+0.848	19:44:58.128
10	1:20.199	+0.865	19:46:18.327
11	1:19.334		19:47:37.661
12	1:19.704	+0.370	19:48:57.365
13	1:19.388	+0.054	19:50:16.753
14	1:41.549	+22.215	19:51:58.302
(121) Jussi Valkeapää			
1	1:27.732	+7.122	19:34:17.215
2	1:22.574	+1.964	19:35:39.789
3	1:22.373	+1.763	19:37:02.162
4	1:23.597	+2.987	19:38:25.759
5	1:21.406	+0.796	19:39:47.165
6	1:22.524	+1.914	19:41:09.689
7	1:21.657	+1.047	19:42:31.346
8	1:22.241	+1.631	19:43:53.587
9	1:22.007	+1.397	19:45:15.594
10	1:22.111	+1.501	19:46:37.705
11	1:21.682	+1.072	19:47:59.387
12	1:20.610		19:49:19.997
13	1:20.942	+0.332	19:50:40.939
14	1:21.106	+0.496	19:52:02.045
(156) Taavi Nassar			
1	1:19.896	+1.398	19:34:08.778
2	1:18.854	+0.356	19:35:27.632
3	1:18.498		19:36:46.130
4	1:50.531	+32.033	19:38:36.661
5	1:19.859	+1.361	19:39:56.520
6	1:19.770	+1.272	19:41:16.290
7	1:20.068	+1.570	19:42:36.358
8	1:19.979	+1.481	19:43:56.337
9	1:23.638	+5.140	19:45:19.975
10	1:20.818	+2.320	19:46:40.793
11	1:20.995	+2.497	19:48:01.788
12	1:21.317	+2.819	19:49:23.105
13	1:20.228	+1.730	19:50:43.333
14	1:19.186	+0.688	19:52:02.519
(4) Aurelijus Tamonis			
1	1:28.746	+7.681	19:34:18.306
2	1:23.500	+2.435	19:35:41.806
3	1:22.018	+0.953	19:37:03.824
4	1:23.371	+2.306	19:38:27.195
5	1:21.988	+0.923	19:39:49.183
6	1:21.891	+0.826	19:41:11.074
7	1:22.212	+1.147	19:42:33.286
8	1:22.837	+1.772	19:43:56.123
9	1:22.683	+1.618	19:45:18.806
10	1:21.498	+0.433	19:46:40.304
11	1:22.517	+1.452	19:48:02.821
12	1:21.065		19:49:23.886
13	1:21.609	+0.544	19:50:45.495
14	1:21.629	+0.564	19:52:07.124
(777) Ari Kuokka			
1	1:26.212	+4.561	19:34:15.682
2	1:23.256	+1.605	19:35:38.938
3	1:22.547	+0.896	19:37:01.485
4	1:23.762	+2.111	19:38:25.247




Sky Plus Supermoto Eesti MV V etapp

Open Kuressaare lennuväli 1,904 Km

Open A - Võidusõit - II - 15 minutit + 2 ringi race 24.07.2010 19:30

Race started at 19:32:48



Lap	Lap Tm	Diff	Time of Day
5	1:21.651		19:39:46.898
6	1:22.341	+0.690	19:41:09.239
7	1:22.490	+0.839	19:42:31.729
8	1:22.804	+1.153	19:43:54.533
9	1:22.858	+1.207	19:45:17.391
10	1:22.059	+0.408	19:46:39.450
11	1:21.810	+0.159	19:48:01.260
12	1:21.657	+0.006	19:49:22.917
13	1:22.136	+0.485	19:50:45.053
14	1:22.170	+0.519	19:52:07.223

(75) Dzintars Baltais

1	1:27.840	+6.054	19:34:17.498
2	1:23.376	+1.590	19:35:40.874
3	1:22.113	+0.327	19:37:02.987
4	1:23.459	+1.673	19:38:26.446
5	1:22.069	+0.283	19:39:48.515
6	1:21.786		19:41:10.301
7	1:22.465	+0.679	19:42:32.766
8	1:22.445	+0.659	19:43:55.211
9	1:22.896	+1.110	19:45:18.107
10	1:23.810	+2.024	19:46:41.917
11	1:22.353	+0.567	19:48:04.270
12	1:21.947	+0.161	19:49:26.217
13	1:22.400	+0.614	19:50:48.617
14	1:22.562	+0.776	19:52:11.179

(25) Joosep Laiksoo

1	1:28.814	+7.329	19:34:18.525
2	1:24.424	+2.939	19:35:42.949
3	1:22.102	+0.617	19:37:05.051
4	1:22.947	+1.462	19:38:27.998
5	1:22.305	+0.820	19:39:50.303
6	1:21.620	+0.135	19:41:11.923
7	1:22.371	+0.886	19:42:34.294
8	1:21.660	+0.175	19:43:55.954
9	1:22.388	+0.903	19:45:18.342
10	1:21.485		19:46:39.827
11	1:21.634	+0.149	19:48:01.461
12	1:23.089	+1.604	19:49:24.550
13	1:23.134	+1.649	19:50:47.684
14	1:23.773	+2.288	19:52:11.457

(3) Toni Liimatainen

1	1:30.931	+8.463	19:34:20.577
2	1:23.545	+1.077	19:35:44.122
3	1:23.576	+1.108	19:37:07.698
4	1:24.529	+2.061	19:38:32.227
5	1:23.457	+0.989	19:39:55.684
6	1:24.075	+1.607	19:41:19.759
7	1:23.570	+1.102	19:42:43.329
8	1:23.405	+0.937	19:44:06.734
9	1:23.704	+1.236	19:45:30.438
10	1:22.686	+0.218	19:46:53.124
11	1:23.343	+0.875	19:48:16.467
12	1:22.799	+0.331	19:49:39.266
13	1:22.468		19:51:01.734
14	1:25.300	+2.832	19:52:27.034

(9) Atis Parums

1	1:29.321	+8.035	19:34:18.973
2	1:23.270	+1.984	19:35:42.243
3	1:22.145	+0.859	19:37:04.388
4	1:23.393	+2.107	19:38:27.781
5	1:22.352	+1.066	19:39:50.133
6	1:23.352	+2.066	19:41:13.485

Lap	Lap Tm	Diff	Time of Day
7	1:22.328	+1.042	19:42:35.813
8	1:22.982	+1.696	19:43:58.795
9	1:21.860	+0.574	19:45:20.655
10	1:22.807	+1.521	19:46:43.462
11	1:22.815	+1.529	19:48:06.277
12	1:22.758	+1.472	19:49:29.035
13	1:21.286		19:50:50.321

(98) Kristjan Kuill

1	1:34.991	+10.858	19:34:24.770
2	1:59.227	+35.094	19:36:23.997
3	1:24.133		19:37:48.130
4	1:25.177	+1.044	19:39:13.307
5	1:25.152	+1.019	19:40:38.459
6	1:25.279	+1.146	19:42:03.738
7	1:31.126	+6.993	19:43:34.864
8	1:36.284	+12.151	19:45:11.148
9	1:33.961	+9.828	19:46:45.109
10	1:25.356	+1.223	19:48:10.465
11	1:25.996	+1.863	19:49:36.461
12	1:27.897	+3.764	19:51:04.358
13	1:29.367	+5.234	19:52:33.725



Sky Plus Supermoto Eesti MV V etapp

Lapchart


Open

Kuussaare lennuväli 1,904 Km

Open A - Võidusõit - II - 15 minutit + 2 ringi race

24.07.2010 19:30

Race started at 19:32:48



Competitors

Laps

	0	1	2	3	4	5	6	7	8	9	10	11	12	13	14
Taavi Nassar (156)	1	156	156	156	156	311	311	311	311	311	311	311	311	311	311
Martin Leok (311)	2	311	311	311	311	111	111	96	114	114	114	114	114	114	114
Erki Silvasti (12)	3	12	12	111	111	96	96	114	111	42	42	42	42	42	42
Andre Kiil (96)	4	96	111	12	96	12	114	111	42	111	111	111	111	111	111
Toni Klem (111)	5	111	96	96	12	114	12	12	96	96	96	96	96	96	58
Roomet Kurg (58)	6	58	58	114	114	58	42	42	12	12	12	12	12	12	12
Kari Vehniäinen (42)	7	42	114	58	58	42	58	58	58	58	58	58	58	58	931
Tomi Kokko (17)	8	17	777	17	17	17	17	17	17	17	931	931	931	931	17
Rannar Uusna (114)	9	114	17	42	42	931	931	931	931	17	17	17	17	17	96
Fred Anton (931)	10	931	931	777	777	777	777	121	121	121	121	121	121	121	121
Ari Kuokka (777)	11	777	42	931	931	121	121	121	777	777	777	777	777	156	156
Jussi Valkeapää (121)	12	121	121	121	121	75	75	75	75	75	75	25	25	156	777
Aurelijus Tamonis (4)	13	4	75	75	75	4	4	4	4	25	25	4	156	4	777
Toni Liimatainen (3)	14	3	4	4	4	9	9	25	25	4	4	156	4	25	75
Atis Parums (9)	15	9	25	9	9	25	25	9	9	156	156	75	75	75	25
Dzintars Baltais (75)	16	75	9	25	25	3	3	156	156	9	9	9	9	9	3
Joosep Laiksoo (25)	17	25	3	3	3	156	156	3	3	3	3	3	3	3	3
Kristjan Kuill (98)	18	98	98	98	98	98	98	98	98	98	98	98	98	98	98
Karl Pärtelpoeg (11)	19	11													
Kalle Toronen (171)	20	171													

Korraldus: Saksa Auto AMK

Orbits

Peakohutunik: Margus Ostnik

Peasekretär: Annika Luige

Peaajamõõtja: Asper Leppik



Printed: 25.07.2010 17:37:22



Sky Plus Supermoto Eesti MV V etapp

Open

Kuussaare lennuväli 1,904 Km

Open kokkuvõte



Pos	No.	Name	Nat	Entrant/Race Team	Make	R1.	R2.	R3.	R4.	Total points
1	311	Martin Leok	EST	Sõmerpalu MK	TM	--	47	--	60	107
2	111	Toni Klem	FIN	KMC	Husqvarna	--	60	--	47	107
3	114	Rannar Uusna	EST	Supermotofinland	Husqvarna	--	42	--	54	96
4	42	Kari Vehniäinen	FIN	Supermotofinland	Husqvarna	--	44	--	50	94
5	96	Andre Kiil	EST	Saksa Auto AMK	TM	--	50	--	36	86
6	156	Taavi Nassar	EST	Sõmerpalu MK	TM	--	54	--	32	86
7	12	Erki Silvasti	FIN	Konnmk/ua	KTM	--	40	--	42	82
8	17	Tomi Kokko	FIN	KMC	Kawasaki	--	38	--	38	76
9	58	Roomet Kurg	EST	Motobox RT	Bucci Moto	--	30	--	44	74
10	931	Fred Anton	EST	Motoextreme	KTM	--	34	--	40	74
11	121	Jussi Valkeapää	FIN	ValkMK	Husqvarna	--	32	--	34	66
12	777	Ari Kuokka	FIN	KMC	KTM	--	36	--	28	64
13	75	Dzintars Baltais	LAT	Motodroms	TM	--	27	--	27	54
14	25	Joosep Laiksoo	EST	Tabasalu MK	KTM	--	28	--	26	54
15	4	Aurelijus Tamonis	LIT	LSMA	TM	--	23	--	30	53
16	3	Toni Liimatainen	FIN	SaarMPU	KTM	--	25	--	25	50
17	9	Atis Parums	LAT	AP Motoklubs	KTM	--	26	--	24	50
18	98	Kristjan Kuill	EST	Motobox RT	Husqvarna	--	24	--	23	47
19	5	Marek Virves	EST	Tabasalu MK	Kawasaki	19	--	20	--	39
20	94	Teet Mutli	EST	Viljandi VMK	Aprilia	18	--	19	--	37
21	424	Sven Simulask	EST	Tabasalu MK	Kawasaki	17	--	18	--	35
22	178	Hendrik Meremaa	EST	AYR Racing Team	Honda	15	--	16	--	31
23	77	Neeme Ervin	EST	EMMK	Honda	16	--	13	--	29
24	67	Erko Sinisalu	EST	AYR Racing Team	KTM	13	--	15	--	28
25	7	Margus Mandre	EST	Tabasalu MK	Kawasaki	12	--	14	--	26
26	24	Riho Laiksoo	EST	Tabasalu MK	KTM	10	--	12	--	22
27	39	Mihkel Pärtelpoeg	EST	Äksi MK	Honda	11	--	11	--	22
28	52	Risto Järv	EST	RedMoto Honda	Honda	20	--	0	--	20
29	333	Mikk Heina	EST	Pärnu MC	Honda	0	--	17	--	17
30	737	Marius Sileika	LIT	LSMA	Suzuki	14	--	0	--	14
31	35	Ergo Daum	EST	Speedline Racing	KTM	0	--	10	--	10
32	969	Peeter Teemusk	EST	Saku MK	KTM	0	--	9	--	9
33	315	Raul Kull	EST	Laansoo MK	KTM	9	--	0	--	9
34	31	Anti Leemet	EST	Velt Motocenter	KTM	8	--	0	--	8
35	171	Kalle Toronen	FIN	KarMK	Husqvarna	--	0	--	0	0
36	11	Karl Pärtelpoeg	EST	Äksi MK	TM	--	0	--	0	0

Korraldus: Saksa Auto AMK

Orbits

Peakohunik: Margus Ostnik

Peasekretär: Annika Luige

Peaajamõõtja: Asper Leppik



Supermoto EMV 2010 OPEN

2010

Pos	No.	Name	Total	Drop	Diff	Gap	#1				#2				#3				#4							
							R1	R2	R3	R4	Total	R1	R2	R3	R4	Total	R1	R2	R3	R4	Total	R1	R2	R3	R4	Total
1	311	Martin Leok	445	91	0	0	x	47	x	50	97	x	44	x	60	104	x	54	x	54	108	x	60	x	60	120
2	111	Toni Klem	438	97	7	7	x	60	x	60	120	x	50	x	50	100	x	50	x	50	100	x	54	x	54	108
3	114	Rannar Uusna	396	67	49	42	x	44	x	47	91	x	42	x	47	89	x	60	x	60	120	x	42	x	25	67
4	96	Andre Kil	372	66	73	24	x	30	x	36	66	x	60	x	44	104	x	44	x	44	88	x	44	x	50	94
5	12	Jussi Valkeapää	334	32	111	38	x	42	x	x	42	x	38	x	42	80	x	42	x	42	84	x	50	x	44	94
6	156	Taavi Nassar	305	0	140	29	x	32	x	44	76	x	47	x	54	101	x	x	x	x	x	x	0	x	42	76
7	75	Dzintars Baltais	270	0	175	35	x	x	x	x	x	x	34	x	34	68	x	40	x	38	78	x	34	x	36	78
8	99	Agris Litvinovs	252	0	193	18	x	x	x	x	x	x	40	x	40	80	x	47	x	47	94	x	38	x	40	94
9	25	Joosep Laiksoo	235	23	210	17	x	28	x	23	51	x	27	x	27	54	x	27	x	34	61	x	0	x	38	61
10	9	Atis Parums	232	0	213	3	x	x	x	x	x	18	x	20	x	38	x	38	x	40	78	x	32	x	34	78
11	4	Aurelijus Tamonis	225	0	220	7	x	x	x	x	x	x	36	x	32	68	x	34	x	0	34	x	40	x	30	68
12	5	Marek Virves	212	38	233	13	19	x	20	x	39	x	32	x	26	58	x	28	x	30	58	x	30	x	26	58
13	333	Mikk Heina	208	17	237	4	20	x	17	x	37	x	28	x	23	51	x	32	x	32	64	x	28	x	28	64
14	52	Risto Järv	197	0	248	11	x	27	x	28	55	x	26	x	38	64	x	30	x	28	58	x	x	x	x	58
15	424	Sven Simulask	184	30	261	13	14	x	16	x	30	x	25	x	28	53	24	x	24	x	48	24	x	24	x	48
16	1	Kalle Toronen	180	0	265	4	x	36	x	54	90	x	54	x	36	90	x	x	x	x	x	x	x	x	x	90
17	94	Teet Mutli	175	18	270	5	x	25	x	24	49	x	0	x	22	22	18	x	22	x	40	22	x	23	x	40
18	931	Fred Anton	168	0	277	7	x	x	x	x	x	x	x	x	x	x	x	x	x	x	x	x	47	x	47	94
19	58	Roomet Kurg	142	0	303	26	x	x	x	x	x	x	x	x	x	x	x	x	x	x	x	x	36	x	32	94
20	777	Ari Kuokka	134	0	311	8	x	40	x	30	70	x	x	x	x	x	x	x	x	x	x	x	x	x	x	70
21	71	Tomi Kokko	133	0	312	1	x	23	x	34	57	x	x	x	x	x	x	x	x	x	x	x	x	x	x	57
22	178	Hendrik Meremaa	122	0	323	11	x	x	x	x	x	20	x	19	x	39	x	25	x	27	52	x	x	x	x	52
23	7777	Pauls Timrots	116	0	329	6	x	x	x	x	x	15	x	15	x	30	22	x	23	x	45	20	x	21	x	45
24	27	Vitalijs Jelistratovs	112	0	333	4	x	x	x	x	x	17	x	14	x	31	23	x	21	x	44	19	x	18	x	44
25	98	Kristjan Kuill	101	0	344	11	x	x	x	x	x	x	30	x	24	54	0	x	0	x	0	x	x	x	x	54
26	969	Peeter Teemusk	100	0	345	1	x	x	x	x	x	12	x	10	x	22	19	x	17	x	36	18	x	15	x	22
27	31	Anti Leemet	97	0	348	3	12	x	14	x	26	10	x	13	x	23	21	x	19	x	40	x	x	x	x	23
28	42	Kari Vehniäinen	94	0	351	3	x	x	x	x	x	x	x	x	x	x	x	x	x	x	x	x	x	x	x	23
29	191	Rene Jõgimaa	93	0	352	1	x	x	x	x	x	x	0	x	21	21	x	36	x	36	72	x	x	x	x	21
30	67	Erko Sinisalu	91	0	354	2	x	x	x	x	x	19	x	18	x	37	x	26	x	0	26	x	x	x	x	37
31	35	Ergo Daum	83	0	362	8	13	x	0	x	13	14	x	11	x	25	17	x	18	x	35	x	x	x	x	25
32	83	Juho Rommi	82	0	363	1	x	50	x	32	82	x	x	x	x	x	x	x	x	x	x	x	x	x	x	82
33	1122	Erki Silvasti	82	0	363	0	x	x	x	x	x	x	x	x	x	x	x	x	x	x	x	x	x	x	x	82
34	131	Jari Ojala	78	0	367	4	x	38	x	40	78	x	x	x	x	x	x	x	x	x	x	x	x	x	x	78
35	24	Riho Laiksoo	77	0	368	1	11	x	13	x	24	0	x	0	x	0	x	x	x	x	x	x	15	x	16	24
36	48	Sauli Kokkonen	76	0	369	1	x	34	x	42	76	x	x	x	x	x	x	x	x	x	x	x	x	x	x	76
37	56	Prants Pals	75	0	370	1	x	0	x	26	26	x	24	x	25	49	x	x	x	x	x	x	x	x	x	49
38	29	Rudolfs Pumpurs	71	0	374	4	x	x	x	x	x	13	x	17	x	30	x	x	x	x	x	x	21	x	20	30
39	7	Margus Mandre	61	0	384	10	16	x	19	x	35	x	x	x	x	x	x	x	x	x	x	x	x	x	x	35
40	77	Neeme Ervin	61	0	384	0	x	x	x	x	x	16	x	16	x	32	x	x	x	x	x	x	x	x	x	32
41	737	Marius Saleika	59	0	386	2	x	x	x	x	x	x	x	x	x	x	x	x	x	x	x	23	x	22	x	32
42	8	Miska Aaltonen	54	0	391	5	x	54	x	0	54	x	x	x	x	x	x	x	x	x	x	x	x	x	x	54
43	177	Jan Forsten	53	0	392	1	x	x	x	x	x	x	23	x	30	53	x	x	x	x	x	x	x	x	x	53
44	78	Toni Paakkinen	53	0	392	0	x	26	x	27	53	x	x	x	x	x	x	x	x	x	x	x	x	x	x	53
45	3	Toni Liimatainen	50	0	395	3	x	x	x	x	x	x	x	x	x	x	x	x	x	x	x	x	x	x	x	53
46	222	Jani Lamminen	49	0	396	1	x	24	x	25	49	x	x	x	x	x	x	x	x	x	x	x	x	x	x	49
47	150	Enn Lähker	40	0	405	9	x	x	x	x	x	x	x	x	x	x	20	x	20	x	40	x	x	x	x	40
48	121	Atte Siltala	38	0	407	2	x	0	x	38	38	x	x	x	x	x	x	x	x	x	x	x	x	x	x	38
49	101	Joosep Pärtel	35	0	410	3	17	x	18	x	35	x	x	x	x	x	x	x	x	x	x	x	x	x	x	35
50	1121	Gytis Kazilienas	35	0	410	0	x	x	x	x	x	x	x	x	x	x	x	x	x	x	x	x	16	x	19	35
51	994	Roberts Cirčenis	34	0	411	1	x	x	x	x	x	x	x	x	x	x	x	x	x	x	x	x	17	x	17	35
52	81	Harri Lopenen	33	0	412	1	18	x	15	x	33	x	x	x	x	x	x	x	x	x	x	x	x	x	x	33
53	109	Heiki Lootus	23	0	422	10	x	x	x	x	x	11	x	12	x	23	0	x	0	x	0	x	x	x	x	23
54	39	Mihkel Pärtelpoeg	22	0	423	1	x	x	x	x	x	x	x	x	x	x	x	x	x	x	x	x	x	x	x	23
55	117	Henri Savolainen	15	0	430	7	15	x	x	x	15	x	x	x	x	x	x	x	x	x	x	x	x	x	x	15
56	315	Raul Kull	9	0	436	6	x	x	x	x	x	x	x	x	x	x	x	x	x	x	x	x	x	x	x	15
57	17	Raimo Timmer	0	0	445	9	x	x	x	x	x	0	x	0	x	0	x	x	x	x	x	x	x	x	x	15
58	11	Karl Pärtelpoeg	0	0	445	0	x	x	x	x	x	x	x	x	x	x	x	x	x	x	x	x	x	x	x	15

#1	1.05.2010	Sky Plus Supermoto Eesti MV I etapp - Aravete	#4	17.07.2010	Sky Plus Supermoto Eesti MV IV etapp - Riia
#2	6.06.2010	Sky Plus Supermoto Eesti MV II etapp - Rapla	#5	24.07.2010	Sky Plus Supermoto Eesti MV V etapp - Kuressaari
#3	20.06.2010	Sky Plus Supermoto Eesti MV III etapp - Audru			

#5

Total	R1	R2	R3	R4	Total
120	x	47	x	60	107
108	x	60	x	47	107
67	x	42	x	54	96
94	x	50	x	36	86
94	x	32	x	34	66
42	x	54	x	32	86
70	x	27	x	27	54
78	x	x	x	x	x
38	x	28	x	26	54
66	x	26	x	24	50
70	x	23	x	30	53
56	49	x	20	x	39
56	0	x	17	x	17
x	20	x	0	x	20
48	17	x	18	x	35
x	x	0	x	0	0
45	18	x	19	x	37
94	x	34	x	40	74
68	x	30	x	44	74
x	x	36	x	28	64
x	x	38	x	38	76
x	15	x	16	x	31
41	x	x	x	x	x
37	x	x	x	x	x
x	x	24	x	23	47
33	0	x	9	x	9
x	8	x	0	x	8
x	x	44	x	50	94
x	x	x	x	x	x
x	13	x	15	x	28
x	0	x	10	x	10
x	x	x	x	x	x
x	x	40	x	42	82
x	x	x	x	x	x
31	10	x	12	x	22
x	x	x	x	x	x
x	x	x	x	x	x
41	x	x	x	x	x
x	12	x	14	x	26
x	16	x	13	x	29
45	14	x	0	x	14
x	x	x	x	x	x
x	x	x	x	x	x
x	x	x	x	x	x
x	x	25	x	25	50
x	x	x	x	x	x
x	x	x	x	x	x
x	x	x	x	x	x
x	x	x	x	x	x
35	x	x	x	x	x
34	x	x	x	x	x
x	x	x	x	x	x
x	x	x	x	x	x
x	11	x	11	x	22
x	x	x	x	x	x
x	9	x	0	x	9
x	x	x	x	x	x
x	x	0	x	0	0

