

EMV III etapp mootorkelgukrossis
Sorted on Laps

Hobi + Standard

Toila 0,650 Km

1. finaal - Hobi + Standard - 10 minutit + 1 ring

24.02.2011 12:00

Race started at 12:15:48

Pos	PIC	No.	Name	Nat	Class	Entrant/Race Team	Make	Laps	Total Tm	Diff	Gap	Best Tm	In Lap	Points
1	1	25	Cheron Lukk	EST	Hobi	BRP RT	Ski-Doo	11	12:15.254			1:03.892	2	25
2	2	2	Randel Darsch	EST	Hobi	BRP RT	Ski-Doo	11	12:31.293	16.039	16.039	1:04.008	9	22
3	3	171	Tõnis Kruusmaa	EST	Hobi	Motobox RT	Ski-Doo	11	12:33.235	17.981	1.942	1:06.397	6	20
4	4	29	Aivo All	EST	Hobi	JK Moto	Ski-Doo	11	12:54.182	38.928	20.947	1:06.700	7	18
5	1	81	Aleksander Sippo	EST	Standard	Motobox RT	Ski-Doo	10	12:19.383	1 Lap	1 Lap	1:10.754	2	25
6	5	403	Riho Kollist	EST	Hobi	JK Moto	Ski-Doo	9	10:02.806	2 Laps	1 Lap	1:04.340	5	16
Not classified														
NS	NS	155	Janar Melnikov	EST	Hobi	BRP RT	Ski-Doo		14:12.332	DNS	9 Laps		0	0

Margin of Victory	Avg. Speed	Best Lap Tm	Best Speed	Best Lap by
16.039	35,008	1:03.892	36,624	25 - Cheron Lukk

Korraldaja: Pühajõe Motokeskus

Orbits

Peakotunik: Urmas Tahk

Peaajamõõtja: Asper Leppik

Rajameister: Martin Toovis

Printed: 25.02.2011 15:55:36




EMV III etapp mootorkelgukrossis

Hobi + Standard

Toila 0,650 Km

1. finaal - Hobi + Standard - 10 minutit + 1 ring

24.02.2011 12:00

Race started at 12:15:48

Lap	Lap Tm	Diff	Time of Day
(25) Cheron Lukk			
1	1:05.254	+1.362	12:17:04.386
2	1:03.892		12:18:08.278
3	1:04.884	+0.992	12:19:13.162
4	1:05.038	+1.146	12:20:18.200
5	1:07.074	+3.182	12:21:25.274
6	1:04.784	+0.892	12:22:30.058
7	1:06.805	+2.913	12:23:36.863
8	1:06.390	+2.498	12:24:43.253
9	1:06.367	+2.475	12:25:49.620
10	1:07.185	+3.293	12:26:56.805
11	1:07.238	+3.346	12:28:04.043

Lap	Lap Tm	Diff	Time of Day
(2) Randel Darsch			
1	1:06.209	+2.201	12:17:05.947
2	1:23.592	+19.584	12:18:29.539
3	1:06.711	+2.703	12:19:36.250
4	1:05.324	+1.316	12:20:41.574
5	1:05.474	+1.466	12:21:47.048
6	1:04.520	+0.512	12:22:51.568
7	1:05.957	+1.949	12:23:57.525
8	1:05.635	+1.627	12:25:03.160
9	1:04.008		12:26:07.168
10	1:06.655	+2.647	12:27:13.823
11	1:06.259	+2.251	12:28:20.082

Lap	Lap Tm	Diff	Time of Day
(171) Tõnis Kruusmaa			
1	1:08.091	+1.694	12:17:08.858
2	1:08.567	+2.170	12:18:17.425
3	1:08.380	+1.983	12:19:25.805
4	1:08.090	+1.693	12:20:33.895
5	1:07.040	+0.643	12:21:40.935
6	1:06.397		12:22:47.332
7	1:06.413	+0.016	12:23:53.745
8	1:06.419	+0.022	12:25:00.164
9	1:07.871	+1.474	12:26:08.035
10	1:07.234	+0.837	12:27:15.269
11	1:06.755	+0.358	12:28:22.024

Lap	Lap Tm	Diff	Time of Day
(29) Aivo All			
1	1:09.507	+2.807	12:17:11.262
2	1:08.469	+1.769	12:18:19.731
3	1:07.630	+0.930	12:19:27.361
4	1:07.773	+1.073	12:20:35.134
5	1:07.053	+0.353	12:21:42.187
6	1:07.929	+1.229	12:22:50.116
7	1:06.700		12:23:56.816
8	1:09.734	+3.034	12:25:06.550
9	1:12.047	+5.347	12:26:18.597
10	1:11.151	+4.451	12:27:29.748
11	1:13.223	+6.523	12:28:42.971

Lap	Lap Tm	Diff	Time of Day
(81) Aleksander Sippo			
1	1:12.166	+1.412	12:17:14.876
2	1:10.754		12:18:25.630
3	1:11.303	+0.549	12:19:36.933
4	1:12.320	+1.566	12:20:49.253
5	1:11.939	+1.185	12:22:01.192
6	1:12.313	+1.559	12:23:13.505
7	1:13.062	+2.308	12:24:26.567
8	1:14.769	+4.015	12:25:41.336
9	1:12.004	+1.250	12:26:53.340
10	1:14.832	+4.078	12:28:08.172

Lap	Lap Tm	Diff	Time of Day
(403) Riho Kollist			

Lap	Lap Tm	Diff	Time of Day
1	1:06.880	+2.540	12:17:05.378
2	1:06.424	+2.084	12:18:11.802
3	1:06.415	+2.075	12:19:18.217
4	1:05.456	+1.116	12:20:23.673
5	1:04.340		12:21:28.013
6	1:06.325	+1.985	12:22:34.338
7	1:04.700	+0.360	12:23:39.038
8	1:06.253	+1.913	12:24:45.291
9	1:06.304	+1.964	12:25:51.595

Lap	Lap Tm	Diff	Time of Day
-----	--------	------	-------------

EMV III etapp mootorkelgukrossis

Lapchart

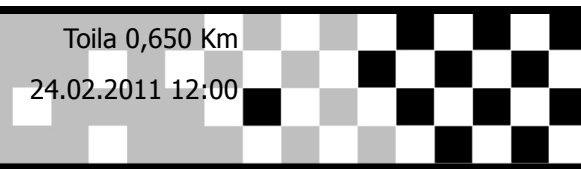
Hobi + Standard

Toila 0,650 Km

1. finaal - Hobi + Standard - 10 minutit + 1 ring

24.02.2011 12:00

Race started at 12:15:48



Competitors

Laps

	0	1	2	3	4	5	6	7	8	9	10	11
Riho Kollist (403)	1	403	25	25	25	25	25	25	25	25	25	25
Cheron Lukk (25)	2	25	403	403	403	403	403	403	403	403	2	2
Randel Darsch (2)	3	2	2	171	171	171	171	171	171	2	171	171
Tõnis Kruusmaa (171)	4	171	171	29	29	29	29	29	2	171	29	29
Aivo All (29)	5	29	29	81	2	2	2	2	29	29	81	
Aleksander Sippo (81)	6	81	81	2	81	81	81	81	81	81	81	

EMV III etapp mootorkelgukrossis
Sorted on Laps

Hobo + Standard

Toila 0,650 Km

2. finaal - Hobo + Standard - 10 minutit + 1 ring

24.02.2011 13:00

Race started at 12:58:40

Pos	PIC	No.	Name	Nat	Class	Entrant/Race Team	Make	Laps	Total Tm	Diff	Gap	Best Tm	In Lap	Points
1	1	2	Randel Darsch	EST	Hobi	BRP RT	Ski-Doo	11	12:18.099			1:03.684	3	25
2	2	171	Tõnis Kruusmaa	EST	Hobi	Motobox RT	Ski-Doo	11	12:24.767	6.668	6.668	1:05.054	6	22
3	3	29	Aivo All	EST	Hobi	JK Moto	Ski-Doo	11	12:52.863	34.764	28.096	1:09.709	1	20
4	4	25	Cheron Lukk	EST	Hobi	BRP RT	Ski-Doo	11	13:03.232	45.133	10.369	1:05.220	1	18
5	1	81	Aleksander Sippo	EST	Standard	Motobox RT	Ski-Doo	10	12:44.519	1 Lap	1 Lap	1:11.556	2	25

Not classified

NS	NS	155	Janar Melnikov	EST	Hobi	BRP RT	Ski-Doo		13:27.637	DNS	10 Laps		0	0
NS	NS	403	Riho Kollist	EST	Hobi	JK Moto	Ski-Doo		13:35.939	DNS	8.302		0	0

Margin of Victory
Avg. Speed
Best Lap Tm
Best Speed
Best Lap by

6.668

34,873

1:03.684

36,744

2 - Randel Darsch

Korraldaja: Pühajõe Motokeskus

Orbits

Peakotunik: Urmas Tahk

Peaajamõõtja: Asper Leppik

Rajameister: Martin Toovis

Printed: 25.02.2011 15:57:16




EMV III etapp mootorkelgukrossis

Hobi + Standard

Toila 0,650 Km

2. finaal - Hobi + Standard - 10 minutit + 1 ring

24.02.2011 13:00

Race started at 12:58:40

Lap	Lap Tm	Diff	Time of Day
(2) Randel Darsch			
1	1:03.863	+0.179	12:59:56.460
2	1:03.876	+0.192	13:01:00.336
3	1:03.684		13:02:04.020
4	1:05.765	+2.081	13:03:09.785
5	1:06.765	+3.081	13:04:16.550
6	1:05.948	+2.264	13:05:22.498
7	1:06.686	+3.002	13:06:29.184
8	1:05.715	+2.031	13:07:34.899
9	1:06.713	+3.029	13:08:41.612
10	1:05.974	+2.290	13:09:47.586
11	1:10.891	+7.207	13:10:58.477

Lap	Lap Tm	Diff	Time of Day
(171) Tõnis Kruusmaa			
1	1:07.948	+2.894	13:00:02.144
2	1:07.827	+2.773	13:01:09.971
3	1:06.548	+1.494	13:02:16.519
4	1:05.907	+0.853	13:03:22.426
5	1:05.664	+0.610	13:04:28.090
6	1:05.054		13:05:33.144
7	1:05.268	+0.214	13:06:38.412
8	1:05.605	+0.551	13:07:44.017
9	1:05.373	+0.319	13:08:49.390
10	1:07.368	+2.314	13:09:56.758
11	1:08.387	+3.333	13:11:05.145

Lap	Lap Tm	Diff	Time of Day
(29) Aivo All			
1	1:09.709		13:00:05.317
2	4:28.653	+3:18.944	13:04:33.970
3	3:21.124	+2:11.415	13:07:55.094
4	2:24.664	+1:14.955	13:10:19.758
5	1:13.483	+3.774	13:11:33.241

Lap	Lap Tm	Diff	Time of Day
(25) Cheron Lukk			
1	1:05.220		12:59:58.549
2	1:07.271	+2.051	13:01:05.820
3	1:26.943	+21.723	13:02:32.763
4	1:05.961	+0.741	13:03:38.724
5	1:06.771	+1.551	13:04:45.495
6	1:08.101	+2.881	13:05:53.596
7	1:08.639	+3.419	13:07:02.235
8	1:11.341	+6.121	13:08:13.576
9	1:09.515	+4.295	13:09:23.091
10	1:10.970	+5.750	13:10:34.061
11	1:09.549	+4.329	13:11:43.610

Lap	Lap Tm	Diff	Time of Day
(81) Aleksander Sippo			
1	1:12.256	+0.700	13:00:09.401
2	1:11.556		13:01:20.957
3	1:12.730	+1.174	13:02:33.687
4	1:11.714	+0.158	13:03:45.401
5	1:11.935	+0.379	13:04:57.336
6	1:14.833	+3.277	13:06:12.169
7	1:15.029	+3.473	13:07:27.198
8	1:16.888	+5.332	13:08:44.086
9	1:23.500	+11.944	13:10:07.586
10	1:17.311	+5.755	13:11:24.897

EMV III etapp mootorkelgukrossis

Lapchart

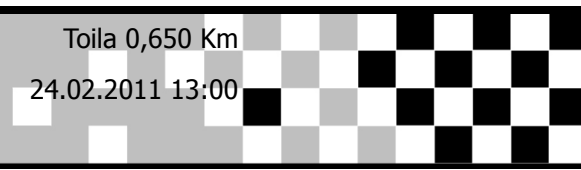
Hobi + Standard

Toila 0,650 Km

2. finaal - Hobi + Standard - 10 minutit + 1 ring

24.02.2011 13:00

Race started at 12:58:40



Competitors

Laps

	0	1	2	3	4	5	6	7	8	9	10	11
Randel Darsch (2)	1	2	2	2	2	2	2	2	2	2	2	2
Cheron Lukk (25)	2	25	25	171	171	171	171	171	171	171	171	171
Tõnis Kruusmaa (171)	3	171	171	171	25	25	25	25	25	25	25	25
Aivo All (29)	4	29	29	81	81	81	81	81	81	81	81	81
Aleksander Sippo (81)	5	81	81	29	29	29	29					

EMV III etapp mootorkelgukrossis
Sorted on Laps

Hobi + Standard

Toila 0,650 Km

3. finaal - Hobi + Standard - 10 minutit + 1 ring

24.02.2011 14:00

Race started at 13:39:17

Pos	PIC	No.	Name	Nat	Class	Entrant/Race Team	Make	Laps	Total Tm	Diff	Gap	Best Tm	In Lap	Points
1	1	2	Randel Darsch	EST	Hobi	BRP RT	Ski-Doo	10	11:25.770			1:04.964	6	25
2	2	171	Tõnis Kruusmaa	EST	Hobi	Motobox RT	Ski-Doo	10	11:33.696	7.926	7.926	1:06.670	5	22
3	3	25	Cheron Lukk	EST	Hobi	BRP RT	Ski-Doo	10	11:44.918	19.148	11.222	1:08.039	4	20
4	4	29	Aivo All	EST	Hobi	JK Moto	Ski-Doo	10	12:09.936	44.166	25.018	1:07.431	5	18
5	1	81	Aleksander Sippo	EST	Standard	Motobox RT	Ski-Doo	9	11:41.463	1 Lap	1 Lap	1:13.059	2	25

Not classified

NS	NS	155	Janar Melnikov	EST	Hobi	BRP RT	Ski-Doo		12:21.099	DNS	9 Laps		0	0
NS	NS	403	Riho Kollist	EST	Hobi	JK Moto	Ski-Doo		12:37.000	DNS	15.901		0	0

Margin of Victory	Avg. Speed	Best Lap Tm	Best Speed	Best Lap by
7.926	34,122	1:04.964	36,020	2 - Randel Darsch

Korraldaja: Pühajõe Motokeskus

Orbits

Peakotunik: Urmas Tahk

Peaajamõõtja: Asper Leppik

Rajameister: Martin Toovis

Printed: 25.02.2011 15:58:23




EMV III etapp mootorkelgukrossis

Hobi + Standard

Toila 0,650 Km

3. finaal - Hobi + Standard - 10 minutit + 1 ring

24.02.2011 14:00

Race started at 13:39:17

Lap	Lap Tm	Diff	Time of Day
(2) Randel Darsch			
1	1:05.256	+0.292	13:40:35.944
2	1:05.130	+0.166	13:41:41.074
3	1:06.629	+1.665	13:42:47.703
4	1:13.751	+8.787	13:44:01.454
5	1:06.557	+1.593	13:45:08.011
6	1:04.964		13:46:12.975
7	1:07.351	+2.387	13:47:20.326
8	1:06.124	+1.160	13:48:26.450
9	1:07.007	+2.043	13:49:33.457
10	1:09.457	+4.493	13:50:42.914

Lap	Lap Tm	Diff	Time of Day
(171) Tõnis Kruusmaa			
1	1:09.769	+3.099	13:40:40.991
2	1:08.281	+1.611	13:41:49.272
3	1:07.183	+0.513	13:42:56.455
4	1:07.367	+0.697	13:44:03.822
5	1:06.670		13:45:10.492
6	1:07.802	+1.132	13:46:18.294
7	1:07.272	+0.602	13:47:25.566
8	1:07.744	+1.074	13:48:33.310
9	1:08.912	+2.242	13:49:42.222
10	1:08.618	+1.948	13:50:50.840

Lap	Lap Tm	Diff	Time of Day
(25) Cheron Lukk			
1	1:10.255	+2.216	13:40:41.812
2	1:08.668	+0.629	13:41:50.480
3	1:09.566	+1.527	13:43:00.046
4	1:08.039		13:44:08.085
5	1:08.407	+0.368	13:45:16.492
6	1:09.087	+1.048	13:46:25.579
7	1:08.348	+0.309	13:47:33.927
8	1:08.801	+0.762	13:48:42.728
9	1:09.155	+1.116	13:49:51.883
10	1:10.179	+2.140	13:51:02.062

Lap	Lap Tm	Diff	Time of Day
(29) Aivo All			
1	1:12.409	+4.978	13:40:47.546
2	1:09.335	+1.904	13:41:56.881
3	1:10.140	+2.709	13:43:07.021
4	1:08.994	+1.563	13:44:16.015
5	1:07.431		13:45:23.446
6	1:09.531	+2.100	13:46:32.977
7	1:10.907	+3.476	13:47:43.884
8	1:12.536	+5.105	13:48:56.420
9	1:15.735	+8.304	13:50:12.155
10	1:14.925	+7.494	13:51:27.080

Lap	Lap Tm	Diff	Time of Day
(81) Aleksander Sippo			
1	1:22.741	+9.682	13:40:55.789
2	1:13.059		13:42:08.848
3	1:15.700	+2.641	13:43:24.548
4	1:14.180	+1.121	13:44:38.728
5	1:15.393	+2.334	13:45:54.121
6	1:15.393	+2.334	13:47:09.514
7	1:15.326	+2.267	13:48:24.840
8	1:16.019	+2.960	13:49:40.859
9	1:17.748	+4.689	13:50:58.607

EMV III etapp mootorkelgukrossis

Lapchart

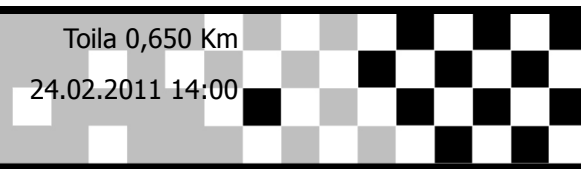
Hobi + Standard

Toila 0,650 Km

3. finaal - Hobi + Standard - 10 minutit + 1 ring

24.02.2011 14:00

Race started at 13:39:17



Competitors

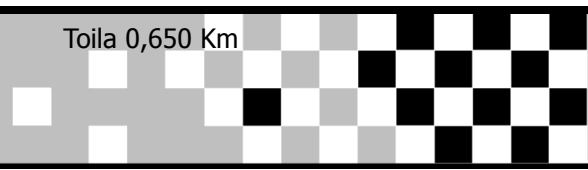
	Laps											
	0	1	2	3	4	5	6	7	8	9	10	
Randel Darsch (2)	1	2	2	2	2	2	2	2	2	2	2	2
Tõnis Kruusmaa (171)	2	171	171	171	171	171	171	171	171	171	171	171
Cheron Lukk (25)	3	25	25	25	25	25	25	25	25	25	25	25
Aleksander Sippo (81)	4	81	29	29	29	29	29	29	29	29	29	29
Aivo All (29)	5	29	81	81	81	81	81	81	81	81	81	81

EMV III etapp mootorkelgukrossis

Hobi + Standard

Toila 0,650 Km

Standard - kokkuvõte



Pos	No.	Name	Nat	Entrant/Race Team	Make	R1.	R2.	R3.	Total points
1	81	Aleksander Sippo	EST	Motobox RT	Ski-Doo	25	25	25	75

Standard - EKV mootorkelgukrossis 2011

2011

Pos	No.	Name	Total	Diff	Gap	#1				#2			
						R1	R2	R3	Total	R1	R2	R3	Total
1	43	Paul Tiisler	145	0	0	25	25	25	75	25	25	20	70
2	81	Aleksander Sippo	118	27	27	22	20	22	64	18	20	16	54
3	111	Lauri Eespäev	112	33	6	18	18	18	54	20	16	22	58
4	11	Markus Lutsokert	103	42	9	16	16	20	52	15	18	18	51
5	18	Palle Kõlar	91	54	12	15	15	15	45	16	15	15	46
6	176	Siim Vaide	69	76	22	x	x	x	x	22	22	25	69
7	96	Kristjan Kadapik	58	87	11	20	22	16	58	x	x	x	x

Event Legend

#1 22.01.2011 EKV I etapp mootorkelgukrossis - Aravete

#2 5.02.2011 EKV II etapp mootorkelgukrossis - Väike-Maarja