

Superkrossi karikavõistluste III etapp

Sorted on best lap time


VABAKLASS - SUPERKROSS

LaitseRallyPark, Hingu küla 1.160 km

Treeningsõit-kvalifikatsioonisõit - 10 minutit

23/05/2021 14:15

Qualifying (10:00 Time) started at 15:30:29



Pos	No.	Name	Best Tm	Diff	Gap	In Lap	Laps	Class	Team	Model
1	66	Marko MURU	51.156			5	6	Vabaklass	Erki Sport	Honda Civic Type R
2	11	Arvo KASK	51.449	0.293	0.293	7	9	Vabaklass	Yellow Racing	Skoda Fabia
3	7	Andreas ARUAAS	53.204	2.048	1.755	5	8	Vabaklass	Kiil Racing	Ford Fiesta MK6
4	58	Margus OLLE	54.182	3.026	0.978	2	7	Vabaklass	Margus Olle	BMW E36
5	253	Sander-Erik TIITS	54.487	3.331	0.305	8	9	Vabaklass	Tiits Racing Team	BMW 318
6	64	Martin VATTER	56.055	4.899	1.568	10	10	Vabaklass	Tikkri Motorsport	Volkswagen Golf II

Superkrossi karikavõistluste III etapp

VABAKLASS - SUPERKROSS

LaitseRallyPark, Hingu küla 1.160 km

Treeningsõit-kvalifikatsioonisõit - 10 minutit

23/05/2021 14:15

Qualifying (10:00 Time) started at 15:30:29

Lap	Lap Tm	Diff	Time of Day
(66) Marko MURU			
1	53.535	+2.379	15:31:35.814
2	1:00.501	+9.345	15:32:36.315
3	51.266	+0.110	15:33:27.581
4	1:14.570	+23.414	15:34:42.151
5	51.156		15:35:33.307
6	1:18.633	+27.477	15:36:51.940

Lap	Lap Tm	Diff	Time of Day
(11) Arvo KASK			
1	54.688	+3.239	15:31:34.509
2	53.353	+1.904	15:32:27.862
3	54.664	+3.215	15:33:22.526
4	1:00.311	+8.862	15:34:22.837
5	52.548	+1.099	15:35:15.385
6	52.243	+0.794	15:36:07.628
7	51.449		15:36:59.077
8	51.554	+0.105	15:37:50.631
9	52.063	+0.614	15:38:42.694

Lap	Lap Tm	Diff	Time of Day
(7) Andreas ARUAAS			
1	56.454	+3.250	15:31:45.120
2	53.731	+0.527	15:32:38.851
3	53.842	+0.638	15:33:32.693
4	53.683	+0.479	15:34:26.376
5	53.204		15:35:19.580
6	53.382	+0.178	15:36:12.962
7	1:04.127	+10.923	15:37:17.089
8	54.145	+0.941	15:38:11.234

Lap	Lap Tm	Diff	Time of Day
(58) Margus OLLE			
1	55.834	+1.652	15:31:32.727
2	54.182		15:32:26.909
3	55.096	+0.914	15:33:22.005
4	54.273	+0.091	15:34:16.278
5	1:06.976	+12.794	15:35:23.254
6	54.811	+0.629	15:36:18.065
7	1:03.284	+9.102	15:37:21.349

Lap	Lap Tm	Diff	Time of Day
(253) Sander-Erik TIITS			
1	56.437	+1.950	15:31:31.460
2	54.733	+0.246	15:32:26.193
3	1:10.135	+15.648	15:33:36.328
4	55.802	+1.315	15:34:32.130
5	54.827	+0.340	15:35:26.957
6	54.583	+0.096	15:36:21.540
7	54.757	+0.270	15:37:16.297

Lap	Lap Tm	Diff	Time of Day
8	54.487		15:38:10.784
9	55.212	+0.725	15:39:05.996
(64) Martin VATTER			
1	58.231	+2.176	15:31:43.974
2	1:06.247	+10.192	15:32:50.221
3	57.529	+1.474	15:33:47.750
4	57.411	+1.356	15:34:45.161
5	56.663	+0.608	15:35:41.824
6	57.113	+1.058	15:36:38.937
7	56.781	+0.726	15:37:35.718
8	1:04.984	+8.929	15:38:40.702
9	56.058	+0.003	15:39:36.760
10	56.055		15:40:32.815

Superkrossi karikavõistluste III etapp

Sorted on Laps


VABAKLASS - SUPERKROSS

LaitseRallyPark, Hingu küla 1.160 km

1. võistlussõit - 5 ringi

23/05/2021 16:00

Race (5 Laps) started at 16:58:18



Pos	PIC	No.	Name	Class	Total Tm	Laps	Diff	Gap	Best Tm	In Lap	Model	Team	Points
1	1	66	Marko MURU	Vabaklass	4:26.465	5			51.325	2	Honda Civic Type R	Erki Sport	1
2	2	11	Arvo KASK	Vabaklass	4:30.569	5	4.104	4.104	51.806	4	Skoda Fabia	Yellow Racing	2
3	3	7	Andreas ARUAAS	Vabaklass	4:33.643	5	7.178	3.074	52.324	4	Ford Fiesta MK6	Kiil Racing	3
4	4	58	Margus OLLE	Vabaklass	4:39.735	5	13.270	6.092	53.524	2	BMW E36	Margus Olle	4
5	5	253	Sander-Erik TIITS	Vabaklass	4:41.085	5	14.620	1.350	52.787	5	BMW 318	Tiits Racing Team	5
6	6	64	Martin VATTER	Vabaklass	4:54.978	5	28.513	13.893	56.333	3	Volkswagen Golf II	Tikkri Motorsport	6

Superkrossi karikavõistluste III etapp

VABAKLASS - SUPERKROSS

LaitseRallyPark, Hingu küla 1.160 km

1. võistlussõit - 5 ringi

23/05/2021 16:00

Race (5 Laps) started at 16:58:18

Lap	Lap Tm	Diff	Time of Day	Lap	Lap Tm	Diff	Time of Day	Lap	Lap Tm	Diff	Time of Day
(66) Marko MURU											
1	59.879	+8.554	16:59:18.738								
2	51.325		17:00:10.063								
3	51.413	+0.088	17:01:01.476								
4	51.370	+0.045	17:01:52.846								
5	52.100	+0.775	17:02:44.946								
(11) Arvo KASK											
1	54.219	+2.413	16:59:13.424								
2	1:00.099	+8.293	17:00:13.523								
3	51.831	+0.025	17:01:05.354								
4	51.806		17:01:57.160								
5	51.890	+0.084	17:02:49.050								
(7) Andreas ARUAAS											
1	54.120	+1.796	16:59:12.601								
2	53.031	+0.707	17:00:05.632								
3	53.824	+1.500	17:00:59.456								
4	52.324		17:01:51.780								
5	1:00.344	+8.020	17:02:52.124								
(58) Margus OLLE											
1	1:02.896	+9.372	16:59:22.268								
2	53.524		17:00:15.792								
3	54.446	+0.922	17:01:10.238								
4	53.673	+0.149	17:02:03.911								
5	54.305	+0.781	17:02:58.216								
(253) Sander-Erik TIITS											
1	56.775	+3.988	16:59:16.014								
2	55.137	+2.350	17:00:11.151								
3	1:02.569	+9.782	17:01:13.720								
4	53.059	+0.272	17:02:06.779								
5	52.787		17:02:59.566								
(64) Martin VATTER											
1	1:07.246	+10.913	16:59:27.362								
2	56.677	+0.344	17:00:24.039								
3	56.333		17:01:20.372								
4	56.646	+0.313	17:02:17.018								
5	56.441	+0.108	17:03:13.459								

Superkrossi karikavõistluste III etapp

Sorted on Laps


VABAKLASS - SUPERKROSS

LaitseRallyPark, Hingu küla 1.160 km

2. võistlussõit - 5 ringi

23/05/2021 17:15

Race (5 Laps) started at 17:46:54



Pos	PIC	No.	Name	Class	Total Tm	Laps	Diff	Gap	Best Tm	In Lap	Model	Team	Points
1	1	66	Marko MURU	Vabaklass	4:29.384	5			51.790	2	Honda Civic Type R	Erki Sport	1
2	2	11	Arvo KASK	Vabaklass	4:29.961	5	0.577	0.577	51.601	5	Skoda Fabia	Yellow Racing	2
3	3	58	Margus OLLE	Vabaklass	4:54.261	5	24.877	24.300	53.697	4	BMW E36	Margus Olle	3
Not classified													
DNF	DNF	253	Sander-Erik TIITS	Vabaklass	3:50.059	4	DNF		54.247	2	BMW 318	Tiits Racing Team	4
DNF	DNF	7	Andreas ARUAAS	Vabaklass	56.111	1	DNF		56.111	1	Ford Fiesta MK6	Kiil Racing	5
DNS	DNS	64	Martin VATTER	Vabaklass			DNS			0	Volkswagen Golf II	Tikkri Motorsport	16

Superkrossi karikavõistluste III etapp

VABAKLASS - SUPERKROSS

LaitseRallyPark, Hingu küla 1.160 km

2. võistlussõit - 5 ringi

23/05/2021 17:15

Race (5 Laps) started at 17:46:54


Lap	Lap Tm	Diff	Time of Day	Lap	Lap Tm	Diff	Time of Day	Lap	Lap Tm	Diff	Time of Day
(66) Marko MURU											
1	1:00.396	+8.606	17:47:55.616								
2	51.790		17:48:47.406								
3	51.799	+0.009	17:49:39.205								
4	52.837	+1.047	17:50:32.042								
5	52.072	+0.282	17:51:24.114								
(11) Arvo KASK											
1	1:01.547	+9.946	17:47:56.748								
2	52.368	+0.767	17:48:49.116								
3	51.785	+0.184	17:49:40.901								
4	52.189	+0.588	17:50:33.090								
5	51.601		17:51:24.691								
(58) Margus OLLE											
1	54.620	+0.923	17:47:49.853								
2	54.142	+0.445	17:48:43.995								
3	54.339	+0.642	17:49:38.334								
4	53.697		17:50:32.031								
5	1:16.960	+23.263	17:51:48.991								
(253) Sander-Erik TIITS											
1	1:04.216	+9.969	17:48:00.171								
2	54.247		17:48:54.418								
3	55.443	+1.196	17:49:49.861								
4	54.928	+0.681	17:50:44.789								
(7) Andreas ARUAAS											
1	56.111		17:47:50.841								

Superkrossi karikavõistluste III etapp

VABAKLASS - SUPERKROSS

LaitseRallyPark, Hingu küla 1.160 km

1 + 2 eelsõidu kokkuvõte



Pos	No.	Name	Model	Team	R1.	R2.	Total points
1	66	Marko MURU	Honda Civic Type R	Erki Sport	1	1	2
2	11	Arvo KASK	Skoda Fabia	Yellow Racing	2	2	4
3	58	Margus OLLE	BMW E36	Margus Olle	4	3	7
4	7	Andreas ARUAAS	Ford Fiesta MK6	Kiil Racing	3	5	8
5	253	Sander-Erik TIITS	BMW 318	Tiits Racing Team	5	4	9
6	64	Martin VATTER	Volkswagen Golf II	Tikkri Motorsport	6	16	22

Superkrossi karikavõistluste III etapp

Sorted on Laps


VABAKLASS - SUPERKROSS

LaitseRallyPark, Hingu küla 1.160 km

Finaal - 9 ringi

23/05/2021 18:30

Race (9 Laps) started at 18:44:57



Pos	PIC	No.	Name	Class	Total Tm	Laps	Diff	Gap	Best Tm	In Lap	Model	Team	Points
1	1	66	Marko MURU	Vabaklass	7:55.350	9			51.578	4	Honda Civic Type R	Erki Sport	20
2	2	11	Arvo KASK	Vabaklass	8:00.988	9	5.638	5.638	51.426	9	Skoda Fabia	Yellow Racing	17
3	3	7	Andreas ARUAAS	Vabaklass	8:03.309	9	7.959	2.321	51.913	6	Ford Fiesta MK6	Kiil Racing	15
4	4	58	Margus OLLE	Vabaklass	8:27.685	9	32.335	24.376	54.178	6	BMW E36	Margus Olle	14
5	5	64	Martin VATTER	Vabaklass	8:44.519	9	49.169	16.834	56.467	6	Volkswagen Golf II	Tikkri Motorsport	13
Not classified													
DNS	DNS	253	Sander-Erik TIITS	Vabaklass			DNS			0	BMW 318	Tiits Racing Team	12

Superkrossi karikavõistluste III etapp

VABAKLASS - SUPERKROSS

LaitseRallyPark, Hingu küla 1.160 km

Finaal - 9 ringi

23/05/2021 18:30

Race (9 Laps) started at 18:44:57

Lap	Lap Tm	Diff	Time of Day	Lap	Lap Tm	Diff	Time of Day	Lap	Lap Tm	Diff	Time of Day
(66) Marko MURU				2	57.605	+1.138	18:47:03.063				
1	59.075	+7.497	18:45:56.456	3	57.345	+0.878	18:48:00.408				
2	51.897	+0.319	18:46:48.353	4	57.472	+1.005	18:48:57.880				
3	51.767	+0.189	18:47:40.120	5	57.045	+0.578	18:49:54.925				
4	51.578		18:48:31.698	6	56.467		18:50:51.392				
5	52.122	+0.544	18:49:23.820	7	56.516	+0.049	18:51:47.908				
6	51.780	+0.202	18:50:15.600	8	56.927	+0.460	18:52:44.835				
7	51.731	+0.153	18:51:07.331	9	56.824	+0.357	18:53:41.659				
8	52.186	+0.608	18:51:59.517								
9	52.973	+1.395	18:52:52.490								
(11) Arvo KASK											
1	1:00.947	+9.521	18:45:58.418								
2	52.457	+1.031	18:46:50.875								
3	52.582	+1.156	18:47:43.457								
4	54.956	+3.530	18:48:38.413								
5	53.214	+1.788	18:49:31.627								
6	51.583	+0.157	18:50:23.210								
7	51.803	+0.377	18:51:15.013								
8	51.689	+0.263	18:52:06.702								
9	51.426		18:52:58.128								
(7) Andreas ARUAAS											
1	54.122	+2.209	18:45:51.295								
2	52.311	+0.398	18:46:43.606								
3	53.091	+1.178	18:47:36.697								
4	52.307	+0.394	18:48:29.004								
5	53.658	+1.745	18:49:22.662								
6	51.913		18:50:14.575								
7	1:00.084	+8.171	18:51:14.659								
8	52.798	+0.885	18:52:07.457								
9	52.992	+1.079	18:53:00.449								
(58) Margus OLLE											
1	55.215	+1.037	18:45:52.355								
2	55.976	+1.798	18:46:48.331								
3	54.334	+0.156	18:47:42.665								
4	55.231	+1.053	18:48:37.896								
5	55.213	+1.035	18:49:33.109								
6	54.178		18:50:27.287								
7	1:03.628	+9.450	18:51:30.915								
8	54.949	+0.771	18:52:25.864								
9	58.961	+4.783	18:53:24.825								
(64) Martin VATTER											
1	1:06.659	+10.192	18:46:05.458								