

Superkrossi karikavõistluste III etapp

Sorted on best lap time

TAGAVEDU - SUPERKROSS

LaitseRallyPark, Hingu küla 1.160 km

Treeningsõit-kvalifikatsioonisõit - 10 minutit

23/05/2021 13:45

Qualifying (10:00 Time) started at 15:06:05



Pos	No.	Name	Best Tm	Diff	Gap	In Lap	Laps	Class	Team	Model
1	5	Kris HAHN	56.363			6	10	Tagavedu	SK Villu	BMW 318
2	6	Andrus VENDEL	56.664	0.301	0.301	10	11	Tagavedu	Erki Sport	BMW 320
3	72	Jan SCHÄR	57.343	0.980	0.679	6	10	Tagavedu	Erki Sport	BMW 318
4	3	Margus SUIGUSAAR	57.756	1.393	0.413	2	7	Tagavedu	Erki Sport	Opel Astra
5	44	Vjatseslav SEROV	57.780	1.417	0.024	6	8	Tagavedu	Erki Sport	Ford Sierra
6	99	Peeter KAERA	57.877	1.514	0.097	8	10	Tagavedu	Erki Sport	BMW 318
7	68	Kris-Sten RAUTAM	59.442	3.079	1.565	9	9	Tagavedu	Villu Club	BMW 318
8	18	Raul LAANISTO	1:00.120	3.757	0.678	3	3	Tagavedu	Milrem Motorsport	Lada 2105

Superkrossi karikavõistluste III etapp

TAGAVEDU - SUPERKROSS

LaitseRallyPark, Hingu küla 1.160 km

Treeningsõit-kvalifikatsioonisõit - 10 minutit

23/05/2021 13:45

Qualifying (10:00 Time) started at 15:06:05

Lap	Lap Tm	Diff	Time of Day
(5) Kris HAHN			
1	1:06.742	+10.379	15:07:19.512
2	57.480	+1.117	15:08:16.992
3	58.587	+2.224	15:09:15.579
4	1:00.607	+4.244	15:10:16.186
5	57.026	+0.663	15:11:13.212
6	56.363		15:12:09.575
7	58.356	+1.993	15:13:07.931
8	57.603	+1.240	15:14:05.534
9	57.479	+1.116	15:15:03.013
10	57.094	+0.731	15:16:00.107

Lap	Lap Tm	Diff	Time of Day
(6) Andrus VENDEL			
1	1:01.211	+4.547	15:07:12.668
2	57.613	+0.949	15:08:10.281
3	57.471	+0.807	15:09:07.752
4	57.270	+0.606	15:10:05.022
5	56.866	+0.202	15:11:01.888
6	57.025	+0.361	15:11:58.913
7	56.953	+0.289	15:12:55.866
8	57.392	+0.728	15:13:53.258
9	1:06.195	+9.531	15:14:59.453
10	56.664		15:15:56.117
11	58.186	+1.522	15:16:54.303

Lap	Lap Tm	Diff	Time of Day
(72) Jan SCHÄR			
1	1:00.407	+3.064	15:07:15.575
2	58.650	+1.307	15:08:14.225
3	1:11.078	+13.735	15:09:25.303
4	58.900	+1.557	15:10:24.203
5	57.579	+0.236	15:11:21.782
6	57.343		15:12:19.125
7	58.476	+1.133	15:13:17.601
8	59.808	+2.465	15:14:17.409
9	58.151	+0.808	15:15:15.560
10	59.056	+1.713	15:16:14.616

Lap	Lap Tm	Diff	Time of Day
(3) Margus SUIGUSAAR			
1	1:01.057	+3.301	15:07:18.326
2	57.756		15:08:16.082
3	59.683	+1.927	15:09:15.765
4	1:10.018	+12.262	15:10:25.783
5	58.593	+0.837	15:11:24.376
6	58.877	+1.121	15:12:23.253
7	1:06.523	+8.767	15:13:29.776

Lap	Lap Tm	Diff	Time of Day
(44) Vjatseslav SEROV			
1	1:01.181	+3.401	15:07:25.521
2	58.054	+0.274	15:08:23.575
3	1:00.060	+2.280	15:09:23.635
4	58.225	+0.445	15:10:21.860
5	1:09.287	+11.507	15:11:31.147
6	57.780		15:12:28.927
7	58.545	+0.765	15:13:27.472
8	58.127	+0.347	15:14:25.599

Lap	Lap Tm	Diff	Time of Day
(99) Peeter KAERA			
1	1:01.819	+3.942	15:07:23.206
2	59.518	+1.641	15:08:22.724
3	58.624	+0.747	15:09:21.348
4	58.109	+0.232	15:10:19.457
5	58.668	+0.791	15:11:18.125
6	58.604	+0.727	15:12:16.729
7	58.131	+0.254	15:13:14.860
8	57.877		15:14:12.737
9	58.192	+0.315	15:15:10.929
10	58.063	+0.186	15:16:08.992

Lap	Lap Tm	Diff	Time of Day
(68) Kris-Sten RAUTAM			
1	1:14.963	+15.521	15:07:44.837
2	1:17.674	+18.232	15:09:02.511
3	1:03.393	+3.951	15:10:05.904
4	59.549	+0.107	15:11:05.453
5	59.921	+0.479	15:12:05.374
6	1:11.883	+12.441	15:13:17.257
7	1:01.119	+1.677	15:14:18.376
8	1:00.566	+1.124	15:15:18.942
9	59.442		15:16:18.384

Lap	Lap Tm	Diff	Time of Day
(18) Raul LAANISTO			
1	1:00.383	+0.263	15:07:27.148
2	1:09.639	+9.519	15:08:36.787
3	1:00.120		15:09:36.907

Superkrossi karikavõistluste III etapp

Sorted on Laps


TAGAVEDU - SUPERKROSS

LaitseRallyPark, Hingu küla 1.160 km

1. võistlussõit - 5 ringi

23/05/2021 15:15

Race (5 Laps) started at 16:27:39



Pos	PIC	No.	Name	Class	Total Tm	Laps	Diff	Gap	Best Tm	In Lap	Model	Team	Points
1	1	5	Kris HAHN	Tagavedu	4:46.848	5			57.026	3	BMW 318	SK Villu	1
2	2	44	Vjatseslav SEROV	Tagavedu	4:52.460	5	5.612	5.612	57.765	3	Ford Sierra	Erki Sport	2
3	3	3	Margus SUIGUSAAR	Tagavedu	4:58.771	5	11.923	6.311	57.460	4	Opel Astra	Erki Sport	3
4	4	6	Andrus VENDEL	Tagavedu	4:59.685	5	12.837	0.914	57.443	3	BMW 320	Erki Sport	4
5	5	72	Jan SCHÄR	Tagavedu	5:05.226	5	18.378	5.541	57.896	5	BMW 318	Erki Sport	5
6	6	99	Peeter KAERA	Tagavedu	5:12.929	5	26.081	7.703	57.711	4	BMW 318	Erki Sport	6
7	7	68	Kris-Sten RAUTAM	Tagavedu	5:26.377	5	39.529	13.448	59.136	4	BMW 318	Villu Club	7
DNF	DNF	18	Raul LAANISTO	Tagavedu	3:06.859	3	DNF	2 Laps	57.881	3	Lada 2105	Milrem Motorsport	8

Superkrossi karikavõistluste III etapp

TAGAVEDU - SUPERKROSS

LaitseRallyPark, Hingu küla 1.160 km

1. võistlussõit - 5 ringi

23/05/2021 15:15

Race (5 Laps) started at 16:27:39

Lap	Lap Tm	Diff	Time of Day	Lap	Lap Tm	Diff	Time of Day	Lap	Lap Tm	Diff	Time of Day
(5) Kris HAHN				4	59.136		16:31:59.588				
1	58.372	+1.346	16:28:37.891	5	1:06.308	+7.172	16:33:05.896				
2	57.139	+0.113	16:29:35.030	(18) Raul LAANISTO							
3	57.026		16:30:32.056	1	1:08.487	+10.606	16:28:49.672				
4	57.249	+0.223	16:31:29.305	2	58.825	+0.944	16:29:48.497				
5	57.062	+0.036	16:32:26.367	3	57.881		16:30:46.378				
(44) Vjatseslav SEROV											
1	59.272	+1.507	16:28:39.495								
2	57.794	+0.029	16:29:37.289								
3	57.765		16:30:35.054								
4	58.567	+0.802	16:31:33.621								
5	58.358	+0.593	16:32:31.979								
(3) Margus SUIGUSAAR											
1	58.588	+1.128	16:28:38.794								
2	57.550	+0.090	16:29:36.344								
3	57.864	+0.404	16:30:34.208								
4	57.460		16:31:31.668								
5	1:06.622	+9.162	16:32:38.290								
(6) Andrus VENDEL											
1	59.947	+2.504	16:28:40.358								
2	57.995	+0.552	16:29:38.353								
3	57.443		16:30:35.796								
4	58.359	+0.916	16:31:34.155								
5	1:05.049	+7.606	16:32:39.204								
(72) Jan SCHÄR											
1	1:09.417	+11.521	16:28:49.313								
2	59.595	+1.699	16:29:48.908								
3	58.846	+0.950	16:30:47.754								
4	59.095	+1.199	16:31:46.849								
5	57.896		16:32:44.745								
(99) Peeter KAERA											
1	1:07.653	+9.942	16:28:48.571								
2	1:09.701	+11.990	16:29:58.272								
3	58.377	+0.666	16:30:56.649								
4	57.711		16:31:54.360								
5	58.088	+0.377	16:32:52.448								
(68) Kris-Sten RAUTAM											
1	1:04.715	+5.579	16:28:45.870								
2	1:04.091	+4.955	16:29:49.961								
3	1:10.491	+11.355	16:31:00.452								

Superkrossi karikavõistluste III etapp

Sorted on Laps


TAGAVEDU - SUPERKROSS

LaitseRallyPark, Hingu küla 1.160 km

2. võistlussõit - 5 ringi

23/05/2021 16:30

Race (5 Laps) started at 17:15:35



Pos	PIC	No.	Name	Class	Total Tm	Laps	Diff	Gap	Best Tm	In Lap	Model	Team	Points
1	1	18	Raul LAANISTO	Tagavedu	5:02.258	5			58.080	4	Lada 2105	Milrem Motorsport	1
2	2	44	Vjatseslav SEROV	Tagavedu	5:04.553	5	2.295	2.295	57.210	4	Ford Sierra	Erki Sport	2
3	3	99	Peeter KAERA	Tagavedu	5:06.474	5	4.216	1.921	57.591	4	BMW 318	Erki Sport	3
4	4	6	Andrus VENDEL	Tagavedu	5:09.289	5	7.031	2.815	55.661	5	BMW 320	Erki Sport	4
5	5	68	Kris-Sten RAUTAM	Tagavedu	5:20.083	5	17.825	10.794	58.944	5	BMW 318	Villu Club	5
6	6	72	Jan SCHÄR	Tagavedu	5:24.830	5	22.572	4.747	1:00.419	4	BMW 318	Erki Sport	6
DNF	DNF	3	Margus SUIGUSAAR	Tagavedu	1:16.654	1	DNF	4 Laps	1:16.654	1	Opel Astra	Erki Sport	7
DNF	DNF	5	Kris HAHN	Tagavedu	0.409		DNF	1 Lap		0	BMW 318	SK Villu	8

Superkrossi karikavõistluste III etapp

TAGAVEDU - SUPERKROSS

LaitseRallyPark, Hingu küla 1.160 km

2. võistlussõit - 5 ringi

23/05/2021 16:30

Race (5 Laps) started at 17:15:35


Lap	Lap Tm	Diff	Time of Day
(18) Raul LAANISTO			
1	59.614	+1.534	17:16:36.473
2	58.532	+0.452	17:17:35.005
3	1:06.144	+8.064	17:18:41.149
4	58.080		17:19:39.229
5	58.794	+0.714	17:20:38.023
(44) Vjatseslav SEROV			
1	1:07.906	+10.696	17:16:43.686
2	1:00.773	+3.563	17:17:44.459
3	1:01.186	+3.976	17:18:45.645
4	57.210		17:19:42.855
5	57.463	+0.253	17:20:40.318
(99) Peeter KAERA			
1	1:08.894	+11.303	17:16:45.919
2	1:00.772	+3.181	17:17:46.691
3	1:00.078	+2.487	17:18:46.769
4	57.591		17:19:44.360
5	57.879	+0.288	17:20:42.239
(6) Andrus VENDEL			
1	1:08.011	+12.350	17:16:44.682
2	1:00.327	+4.666	17:17:45.009
3	1:07.982	+12.321	17:18:52.991
4	56.402	+0.741	17:19:49.393
5	55.661		17:20:45.054
(68) Kris-Sten RAUTAM			
1	1:03.003	+4.059	17:16:40.071
2	1:03.490	+4.546	17:17:43.561
3	1:02.782	+3.838	17:18:46.343
4	1:10.561	+11.617	17:19:56.904
5	58.944		17:20:55.848
(72) Jan SCHÄR			
1	1:06.191	+5.772	17:16:42.669
2	1:04.171	+3.752	17:17:46.840
3	1:12.480	+12.061	17:18:59.320
4	1:00.419		17:19:59.739
5	1:00.856	+0.437	17:21:00.595
(3) Margus SUIGUSAAR			
1	1:16.654		17:16:52.419

Superkrossi karikavõistluste III etapp

TAGAVEDU - SUPERKROSS

LaitseRallyPark, Hingu küla 1.160 km

1 + 2 eelsõidu kokkuvõte



Pos	No.	Name	Model	Team	R1.	R2.	Total points
1	44	Vjatseslav SEROV	Ford Sierra	Erki Sport	2	2	4
2	6	Andrus VENDEL	BMW 320	Erki Sport	4	4	8
3	18	Raul LAANISTO	Lada 2105	Milrem Motorsport	8	1	9
4	99	Peeter KAERA	BMW 318	Erki Sport	6	3	9
5	5	Kris HAHN	BMW 318	SK Villu	1	8	9
6	3	Margus SUIGUSAAR	Opel Astra	Erki Sport	3	7	10
7	72	Jan SCHÄR	BMW 318	Erki Sport	5	6	11
8	68	Kris-Sten RAUTAM	BMW 318	Villu Club	7	5	12

Superkrossi karikavõistluste III etapp

Sorted on Laps


TAGAVEDU - SUPERKROSS

LaitseRallyPark, Hingu küla 1.160 km

Finaal - 9 ringi

23/05/2021 17:45

Race (9 Laps) started at 18:11:40



Pos	PIC	No.	Name	Class	Total Tm	Laps	Diff	Gap	Best Tm	In Lap	Model	Team	Points
1	1	44	Vjatseslav SEROV	Tagavedu	8:40.840	9			56.622	3	Ford Sierra	Erki Sport	20
2	2	5	Kris HAHN	Tagavedu	8:43.526	9	2.686	2.686	56.636	7	BMW 318	SK Villu	17
3	3	6	Andrus VENDEL	Tagavedu	8:45.970	9	5.130	2.444	55.964	9	BMW 320	Erki Sport	15
4	4	99	Peeter KAERA	Tagavedu	8:50.507	9	9.667	4.537	56.956	8	BMW 318	Erki Sport	14
5	5	3	Margus SUIGUSAAR	Tagavedu	8:59.672	9	18.832	9.165	58.052	2	Opel Astra	Erki Sport	13
6	6	18	Raul LAANISTO	Tagavedu	9:01.152	9	20.312	1.480	57.471	5	Lada 2105	Milrem Motorsport	12
7	7	68	Kris-Sten RAUTAM	Tagavedu	9:22.504	9	41.664	21.352	59.757	3	BMW 318	Villu Club	11
8	8	72	Jan SCHÄR	Tagavedu	9:24.794	9	43.954	2.290	58.762	2	BMW 318	Erki Sport	10

Superkrossi karikavõistluste III etapp

TAGAVEDU - SUPERKROSS

LaitseRallyPark, Hingu küla 1.160 km

Finaal - 9 ringi

23/05/2021 17:45

Race (9 Laps) started at 18:11:40

Lap	Lap Tm	Diff	Time of Day
(44) Vjatseslav SEROV			
1	1:06.187	+9.565	18:12:47.056
2	56.791	+0.169	18:13:43.847
3	56.622		18:14:40.469
4	56.726	+0.104	18:15:37.195
5	56.722	+0.100	18:16:33.917
6	57.085	+0.463	18:17:31.002
7	56.791	+0.169	18:18:27.793
8	56.736	+0.114	18:19:24.529
9	57.180	+0.558	18:20:21.709
(5) Kris HAHN			
1	59.024	+2.388	18:12:40.046
2	1:04.858	+8.222	18:13:44.904
3	56.829	+0.193	18:14:41.733
4	56.868	+0.232	18:15:38.601
5	56.984	+0.348	18:16:35.585
6	57.421	+0.785	18:17:33.006
7	56.636		18:18:29.642
8	57.493	+0.857	18:19:27.135
9	57.260	+0.624	18:20:24.395
(6) Andrus VENDEL			
1	1:09.233	+13.269	18:12:50.922
2	57.835	+1.871	18:13:48.757
3	57.164	+1.200	18:14:45.921
4	56.948	+0.984	18:15:42.869
5	57.176	+1.212	18:16:40.045
6	57.748	+1.784	18:17:37.793
7	57.057	+1.093	18:18:34.850
8	56.025	+0.061	18:19:30.875
9	55.964		18:20:26.839
(99) Peeter KAERA			
1	1:07.308	+10.352	18:12:48.821
2	58.817	+1.861	18:13:47.638
3	57.007	+0.051	18:14:44.645
4	57.518	+0.562	18:15:42.163
5	57.743	+0.787	18:16:39.906
6	58.907	+1.951	18:17:38.813
7	57.831	+0.875	18:18:36.644
8	56.956		18:19:33.600
9	57.776	+0.820	18:20:31.376
(3) Margus SUIGUSAAR			
1	1:08.791	+10.739	18:12:50.730

Lap	Lap Tm	Diff	Time of Day
2	58.052		18:13:48.782
3	58.806	+0.754	18:14:47.588
4	58.844	+0.792	18:15:46.432
5	58.917	+0.865	18:16:45.349
6	58.121	+0.069	18:17:43.470
7	58.125	+0.073	18:18:41.595
8	1:00.469	+2.417	18:19:42.064
9	58.477	+0.425	18:20:40.541
(18) Raul LAANISTO			
1	58.092	+0.621	18:12:39.064
2	57.612	+0.141	18:13:36.676
3	1:06.230	+8.759	18:14:42.906
4	58.611	+1.140	18:15:41.517
5	57.471		18:16:38.988
6	57.962	+0.491	18:17:36.950
7	58.136	+0.665	18:18:35.086
8	1:04.114	+6.643	18:19:39.200
9	1:02.821	+5.350	18:20:42.021
(68) Kris-Sten RAUTAM			
1	1:02.576	+2.819	18:12:44.725
2	1:12.118	+12.361	18:13:56.843
3	59.757		18:14:56.600
4	1:01.813	+2.056	18:15:58.413
5	1:00.854	+1.097	18:16:59.267
6	59.892	+0.135	18:17:59.159
7	1:00.461	+0.704	18:18:59.620
8	1:01.510	+1.753	18:20:01.130
9	1:02.243	+2.486	18:21:03.373
(72) Jan SCHÄR			
1	1:01.976	+3.214	18:12:43.752
2	58.762		18:13:42.514
3	1:08.112	+9.350	18:14:50.626
4	1:03.379	+4.617	18:15:54.005
5	1:01.717	+2.955	18:16:55.722
6	1:00.778	+2.016	18:17:56.500
7	1:00.915	+2.153	18:18:57.415
8	1:06.780	+8.018	18:20:04.195
9	1:01.468	+2.706	18:21:05.663