

Superkrossi karikavõistluste III etapp

Sorted on best lap time

NOORED - SUPERKROSS

LaitseRallyPark, Hingu küla 1.160 km

Treeningsõit-kvalifikatsioonisõit - 10 minutit

23/05/2021 14:00

Qualifying (10:00 Time) started at 15:18:45

Pos	No.	Name	Best Tm	Diff	Gap	In Lap	Laps	Class	Team	Model
1	82	Caspar PÄRN	58.219			9	10	Noored	A1M	Lada 2106
2	28*	Marten SAAR	58.615	0.396	0.396	4	10	Noored	KUPATAMA Motorsport	Toyota Yaris
3	128	Saimon RAUDSEPP	1:05.728	7.509	7.113	8	9	Noored	Allik Racing	Honda Civic
4	82*	Toivo UUSNA	1:07.520	9.301	1.792	2	4	Noored	Tikkri Motorsport	Volkswagen Golf II

Superkrossi karikavõistluste III etapp

NOORED - SUPERKROSS

LaitseRallyPark, Hingu küla 1.160 km

Treeningsõit-kvalifikatsioonisõit - 10 minutit

23/05/2021 14:00

Qualifying (10:00 Time) started at 15:18:45

Lap	Lap Tm	Diff	Time of Day
(82) Caspar PÄRN			
1	59.916	+1.697	15:19:55.710
2	1:12.679	+14.460	15:21:08.389
3	59.876	+1.657	15:22:08.265
4	1:00.862	+2.643	15:23:09.127
5	58.480	+0.261	15:24:07.607
6	1:09.813	+11.594	15:25:17.420
7	1:02.663	+4.444	15:26:20.083
8	58.508	+0.289	15:27:18.591
9	58.219		15:28:16.810
10	1:01.063	+2.844	15:29:17.873

Lap	Lap Tm	Diff	Time of Day
(28*) Marten SAAR			
1	1:00.432	+1.817	15:20:00.217
2	1:00.183	+1.568	15:21:00.400
3	59.801	+1.186	15:22:00.201
4	58.615		15:22:58.816
5	59.130	+0.515	15:23:57.946
6	59.215	+0.600	15:24:57.161
7	59.782	+1.167	15:25:56.943
8	1:03.747	+5.132	15:27:00.690
9	59.170	+0.555	15:27:59.860
10	59.244	+0.629	15:28:59.104

Lap	Lap Tm	Diff	Time of Day
(128) Saimon RAUDSEPP			
1	1:09.664	+3.936	15:20:12.670
2	1:07.787	+2.059	15:21:20.457
3	1:08.364	+2.636	15:22:28.821
4	1:08.217	+2.489	15:23:37.038
5	1:08.551	+2.823	15:24:45.589
6	1:07.659	+1.931	15:25:53.248
7	1:10.297	+4.569	15:27:03.545
8	1:05.728		15:28:09.273
9	1:06.712	+0.984	15:29:15.985

Lap	Lap Tm	Diff	Time of Day
(82*) Toivo UUSNA			
1	1:20.967	+13.447	15:20:13.943
2	1:07.520		15:21:21.463
3	1:08.103	+0.583	15:22:29.566
4	1:09.138	+1.618	15:23:38.704

Superkrossi karikavõistluste III etapp

Sorted on Laps


NOORED - SUPERKROSS

LaitseRallyPark, Hingu küla 1.160 km

1. võistlussõit - 5 ringi

23/05/2021 15:30

Race (5 Laps) started at 16:35:41



Pos	PIC	No.	Name	Class	Total Tm	Laps	Diff	Gap	Best Tm	In Lap	Model	Team	Points
1	1	82	Caspar PÄRN	Noored	5:24.967	5			1:01.014	4	Lada 2106	A1M	1
2	2	82*	Toivo UUSNA	Noored	5:32.564	5	7.597	7.597	1:01.945	5	Volkswagen Golf II	Tikkri Motorsport	2
3	3	128	Saimon RAUDSEPP	Noored	5:53.917	5	28.950	21.353	1:06.174	4	Honda Civic	Allik Racing	3
DNF	DNF	28*	Marten SAAR	Noored	1.027		DNF	5 Laps		0	Toyota Yaris	KUPATAMA Motorsport	4

Superkrossi karikavõistluste III etapp

NOORED - SUPERKROSS

LaitseRallyPark, Hingu küla 1.160 km

1. võistlussõit - 5 ringi

23/05/2021 15:30

Race (5 Laps) started at 16:35:41

Lap	Lap Tm	Diff	Time of Day	Lap	Lap Tm	Diff	Time of Day	Lap	Lap Tm	Diff	Time of Day
(82) Caspar PÄRN											
1	1:09.218	+8.204	16:36:50.492								
2	1:01.247	+0.233	16:37:51.739								
3	1:10.693	+9.679	16:39:02.432								
4	1:01.014		16:40:03.446								
5	1:02.795	+1.781	16:41:06.241								
(82*) Toivo UUSNA											
1	1:10.130	+8.185	16:36:52.319								
2	1:02.789	+0.844	16:37:55.108								
3	1:13.088	+11.143	16:39:08.196								
4	1:03.697	+1.752	16:40:11.893								
5	1:01.945		16:41:13.838								
(128) Saimon RAUDSEPP											
1	1:23.069	+16.895	16:37:04.905								
2	1:08.461	+2.287	16:38:13.366								
3	1:07.224	+1.050	16:39:20.590								
4	1:06.174		16:40:26.764								
5	1:08.427	+2.253	16:41:35.191								

Superkrossi karikavõistluste III etapp

Sorted on Laps


NOORED - SUPERKROSS

LaitseRallyPark, Hingu küla 1.160 km

2. võistlussõit - 5 ringi

23/05/2021 16:45

Race (5 Laps) started at 17:23:55



Pos	PIC	No.	Name	Class	Total Tm	Laps	Diff	Gap	Best Tm	In Lap	Model	Team	Points
1	1	82	Caspar PÄRN	Noored	5:15.864	5			59.972	3	Lada 2106	A1M	1
2	2	128	Saimon RAUDSEPP	Noored	5:52.371	5	36.507	36.507	1:06.809	5	Honda Civic	Allik Racing	2

Not classified

DNS	DNS	28*	Marten SAAR	Noored			DNS			0	Toyota Yaris	KUPATAMA Motorsport	14
DNS	DNS	82*	Toivo UUSNA	Noored			DNS			0	Volkswagen Golf II	Tikkri Motorsport	14

Superkrossi karikavõistluste III etapp

NOORED - SUPERKROSS

LaitseRallyPark, Hingu küla 1.160 km

2. võistlussõit - 5 ringi

23/05/2021 16:45

Race (5 Laps) started at 17:23:55

Lap	Lap Tm	Diff	Time of Day
(82) Caspar PÄRN			
1	1:00.586	+0.614	17:24:56.039
2	1:08.845	+8.873	17:26:04.884
3	59.972		17:27:04.856
4	59.990	+0.018	17:28:04.846
5	1:06.471	+6.499	17:29:11.317
(128) Saimon RAUDSEPP			
1	1:08.524	+1.715	17:25:05.704
2	1:18.561	+11.752	17:26:24.265
3	1:09.253	+2.444	17:27:33.518
4	1:07.497	+0.688	17:28:41.015
5	1:06.809		17:29:47.824

Lap	Lap Tm	Diff	Time of Day
-----	--------	------	-------------


Lap	Lap Tm	Diff	Time of Day
-----	--------	------	-------------

Superkrossi karikavõistluste III etapp

NOORED - SUPERKROSS

LaitseRallyPark, Hingu küla 1.160 km

1 + 2 eelsõidu kokkuvõte



Pos	No.	Name	Model	Team	R1.	R2.	Total points
1	82	Caspar PÄRN	Lada 2106	A1M	1	1	2
2	128	Saimon RAUDSEPP	Honda Civic	Allik Racing	3	2	5
3	82*	Toivo UUSNA	Volkswagen Golf II	Tikkri Motorsport	2	14	16
DNF	28*	Marten SAAR	Toyota Yaris	KUPATAMA Motorsport	4	14	18

Superkrossi karikavõistluste III etapp

Sorted on Laps


NOORED - SUPERKROSS

LaitseRallyPark, Hingu küla 1.160 km

Finaal - 9 ringi

23/05/2021 18:00

Race (9 Laps) started at 18:22:34



Pos	PIC	No.	Name	Class	Total Tm	Laps	Diff	Gap	Best Tm	In Lap	Model	Team	Points
1	1	82	Caspar PÄRN	Noored	9:07.250	9			58.588	4	Lada 2106	A1M	20
2	2	82*	Toivo UUSNA	Noored	9:34.436	9	27.186	27.186	1:00.957	5	Volkswagen Golf II	Tikkri Motorsport	17
3	3	28*	Marten SAAR	Noored	9:46.552	9	39.302	12.116	58.970	5	Toyota Yaris	KUPATAMA Motorsport	15
4	4	128	Saimon RAUDSEPP	Noored	9:59.937	9	52.687	13.385	1:04.044	9	Honda Civic	Allik Racing	14

Superkrossi karikavõistluste III etapp

NOORED - SUPERKROSS

LaitseRallyPark, Hingu küla 1.160 km

Finaal - 9 ringi

23/05/2021 18:00

Race (9 Laps) started at 18:22:34

Lap	Lap Tm	Diff	Time of Day	Lap	Lap Tm	Diff	Time of Day	Lap	Lap Tm	Diff	Time of Day
(82) Caspar PÄRN											
1	1:00.956	+2.368	18:23:35.462								
2	1:00.863	+2.275	18:24:36.325								
3	58.667	+0.079	18:25:34.992								
4	58.588		18:26:33.580								
5	1:07.963	+9.375	18:27:41.543								
6	1:00.011	+1.423	18:28:41.554								
7	1:01.451	+2.863	18:29:43.005								
8	59.336	+0.748	18:30:42.341								
9	59.415	+0.827	18:31:41.756								
(82*) Toivo UUSNA											
1	1:05.487	+4.530	18:23:40.656								
2	1:03.061	+2.104	18:24:43.717								
3	1:02.161	+1.204	18:25:45.878								
4	1:01.140	+0.183	18:26:47.018								
5	1:00.957		18:27:47.975								
6	1:01.674	+0.717	18:28:49.649								
7	1:02.855	+1.898	18:29:52.504								
8	1:02.971	+2.014	18:30:55.475								
9	1:13.467	+12.510	18:32:08.942								
(28*) Marten SAAR											
1	1:05.418	+6.448	18:23:41.000								
2	1:09.932	+10.962	18:24:50.932								
3	59.823	+0.853	18:25:50.755								
4	59.070	+0.100	18:26:49.825								
5	58.970		18:27:48.795								
6	1:01.349	+2.379	18:28:50.144								
7	1:03.195	+4.225	18:29:53.339								
8	1:07.492	+8.522	18:31:00.831								
9	1:20.227	+21.257	18:32:21.058								
(128) Saimon RAUDSEPP											
1	1:19.601	+15.557	18:23:54.901								
2	1:05.693	+1.649	18:25:00.594								
3	1:04.412	+0.368	18:26:05.006								
4	1:05.982	+1.938	18:27:10.988								
5	1:04.677	+0.633	18:28:15.665								
6	1:04.526	+0.482	18:29:20.191								
7	1:05.057	+1.013	18:30:25.248								
8	1:05.151	+1.107	18:31:30.399								
9	1:04.044		18:32:34.443								