

# Superkrossi karikavõistluste III etapp

Sorted on best lap time


ESIVEDU - SUPERKROSS

LaitseRallyPark, Hingu küla 1.160 km

Treeningsõit-kvalifikatsioonisõit 1 - 10 minutit

23/05/2021 13:15

Qualifying (10:00 Time) started at 14:34:04



Pos	No.	Name	Best Tm	Diff	Gap	In Lap	Laps	Class	Team	Model
<b>1</b>	<b>88</b>	<b>Kevin ALLIK</b>	<b>53.872</b>			<b>10</b>	<b>10</b>	Esivedu	Tikkri Motorsport	Mitsubishi Colt
<b>2</b>	<b>57</b>	<b>Reno KÖÖTS</b>	<b>55.578</b>	<b>1.706</b>	<b>1.706</b>	<b>9</b>	<b>11</b>	Esivedu	KUPATAMA Motorsport	Volkswagen Golf II
<b>3</b>	<b>100</b>	<b>Dauri DEMANT</b>	<b>56.017</b>	<b>2.145</b>	<b>0.439</b>	<b>8</b>	<b>9</b>	Esivedu	Dauri Demant	Volkswagen Golf II
<b>4</b>	<b>28</b>	<b>Tanel RAUDSEPP</b>	<b>56.371</b>	<b>2.499</b>	<b>0.354</b>	<b>8</b>	<b>10</b>	Esivedu	Allik Racing	Volkswagen Golf II
<b>5</b>	<b>50</b>	<b>Kärolin SOOLEPP</b>	<b>56.787</b>	<b>2.915</b>	<b>0.416</b>	<b>6</b>	<b>9</b>	Esivedu	Tikkri Motorsport	Mitsubishi Colt
<b>6</b>	<b>32</b>	<b>Siim SAAR</b>	<b>57.196</b>	<b>3.324</b>	<b>0.409</b>	<b>8</b>	<b>10</b>	Esivedu	Vändra TSK	Lada Samara
<b>7</b>	<b>16</b>	<b>Einar HELJAND</b>	<b>57.267</b>	<b>3.395</b>	<b>0.071</b>	<b>5</b>	<b>7</b>	Esivedu	Opeli Hullud	Opel Astra
<b>8</b>	<b>7</b>	<b>Argo KEVADE</b>	<b>58.675</b>	<b>4.803</b>	<b>1.408</b>	<b>7</b>	<b>10</b>	Esivedu	Opeli Hullud	Opel Calibra
<b>9</b>	<b>34</b>	<b>Rainis TIRI</b>	<b>59.483</b>	<b>5.611</b>	<b>0.808</b>	<b>7</b>	<b>9</b>	Esivedu	SmurfiTiim	Ford Puma
<b>10</b>	<b>85</b>	<b>Marek KÜNNAPAS</b>	<b>59.908</b>	<b>6.036</b>	<b>0.425</b>	<b>4</b>	<b>4</b>	Esivedu	Erki Sport	Volkswagen Golf III
<b>11</b>	<b>128</b>	<b>Kristjan PRUUSAPUU</b>	<b>1:00.648</b>	<b>6.776</b>	<b>0.740</b>	<b>10</b>	<b>10</b>	Esivedu	Allik Racing	Volkswagen Golf
<b>12</b>	<b>10</b>	<b>Egon LINDE</b>	<b>1:03.760</b>	<b>9.888</b>	<b>3.112</b>	<b>1</b>	<b>4</b>	Esivedu	SmurfiTiim	Mitsubishi Colt
<b>13</b>	<b>92</b>	<b>Koit KALJURAND</b>	<b>1:06.353</b>	<b>12.481</b>	<b>2.593</b>	<b>3</b>	<b>8</b>	Esivedu	Smurfitiim	Lada Samara

# Superkrossi karikavõistluste III etapp

ESIVEDU - SUPERKROSS

LaitseRallyPark, Hingu küla 1.160 km

Treeningsõit-kvalifikatsioonisõit 1 - 10 minutit

23/05/2021 13:15

Qualifying (10:00 Time) started at 14:34:04

Lap	Lap Tm	Diff	Time of Day
<b>(88) Kevin ALLIK</b>			
1	1:10.645	+16.773	14:35:36.499
2	1:14.535	+20.663	14:36:51.034
3	56.077	+2.205	14:37:47.111
4	58.133	+4.261	14:38:45.244
5	58.685	+4.813	14:39:43.929
6	1:06.858	+12.986	14:40:50.787
7	54.745	+0.873	14:41:45.532
8	56.238	+2.366	14:42:41.770
9	56.210	+2.338	14:43:37.980
10	<b>53.872</b>		14:44:31.852

Lap	Lap Tm	Diff	Time of Day
<b>(57) Reno KÖÖTS</b>			
1	58.608	+3.030	14:35:12.931
2	58.102	+2.524	14:36:11.033
3	56.380	+0.802	14:37:07.413
4	55.975	+0.397	14:38:03.388
5	56.868	+1.290	14:39:00.256
6	56.585	+1.007	14:39:56.841
7	56.706	+1.128	14:40:53.547
8	59.186	+3.608	14:41:52.733
9	<b>55.578</b>		14:42:48.311
10	55.644	+0.066	14:43:43.955
11	55.730	+0.152	14:44:39.685

Lap	Lap Tm	Diff	Time of Day
<b>(100) Dauri DEMANT</b>			
1	59.213	+3.196	14:35:19.350
2	57.476	+1.459	14:36:16.826
3	58.207	+2.190	14:37:15.033
4	58.113	+2.096	14:38:13.146
5	1:42.369	+46.352	14:39:55.515
6	57.441	+1.424	14:40:52.956
7	56.758	+0.741	14:41:49.714
8	<b>56.017</b>		14:42:45.731
9	1:57.890	1:01.873	14:44:43.621

Lap	Lap Tm	Diff	Time of Day
<b>(28) Tanel RAUDSEPP</b>			
1	1:06.223	+9.852	14:35:28.965
2	57.589	+1.218	14:36:26.554
3	57.267	+0.896	14:37:23.821
4	1:07.284	+10.913	14:38:31.105
5	57.666	+1.295	14:39:28.771
6	56.873	+0.502	14:40:25.644
7	57.054	+0.683	14:41:22.698
8	<b>56.371</b>		14:42:19.069
9	56.896	+0.525	14:43:15.965

Lap	Lap Tm	Diff	Time of Day
<b>(50) Kärölin SOOLEPP</b>			
1	1:14.548	+17.761	14:35:53.398
2	59.391	+2.604	14:36:52.789
3	57.232	+0.445	14:37:50.021
4	58.254	+1.467	14:38:48.275
5	1:00.769	+3.982	14:39:49.044
6	<b>56.787</b>		14:40:45.831
7	58.056	+1.269	14:41:43.887
8	1:00.409	+3.622	14:42:44.296
9	1:18.641	+21.854	14:44:02.937

Lap	Lap Tm	Diff	Time of Day
<b>(32) Siim SAAR</b>			
1	1:02.029	+4.833	14:35:11.685
2	59.270	+2.074	14:36:10.955
3	1:11.907	+14.711	14:37:22.862
4	59.234	+2.038	14:38:22.096
5	58.191	+0.995	14:39:20.287
6	58.686	+1.490	14:40:18.973
7	59.936	+2.740	14:41:18.909
8	<b>57.196</b>		14:42:16.105
9	57.428	+0.232	14:43:13.533
10	58.636	+1.440	14:44:12.169

Lap	Lap Tm	Diff	Time of Day
<b>(16) Einar HELJAND</b>			
1	1:04.948	+7.681	14:35:35.204
2	59.122	+1.855	14:36:34.326
3	1:00.711	+3.444	14:37:35.037
4	1:06.089	+8.822	14:38:41.126
5	<b>57.267</b>		14:39:38.393
6	57.802	+0.535	14:40:36.195
7	57.991	+0.724	14:41:34.186

Lap	Lap Tm	Diff	Time of Day
<b>(7) Argo KEVADE</b>			
1	1:02.738	+4.063	14:35:37.778
2	59.447	+0.772	14:36:37.225
3	1:08.567	+9.892	14:37:45.792
4	59.177	+0.502	14:38:44.969
5	58.856	+0.181	14:39:43.825
6	1:00.107	+1.432	14:40:43.932
7	<b>58.675</b>		14:41:42.607
8	1:09.014	+10.339	14:42:51.621
9	1:00.198	+1.523	14:43:51.819
10	1:01.585	+2.910	14:44:53.404

Lap	Lap Tm	Diff	Time of Day
<b>(34) Rainis TIRI</b>			

Lap	Lap Tm	Diff	Time of Day
1	1:03.255	+3.772	14:35:44.500
2	1:03.905	+4.422	14:36:48.400
3	1:01.629	+2.146	14:37:50.030
4	1:00.746	+1.263	14:38:50.780
5	1:00.977	+1.494	14:39:51.750
6	1:09.517	+10.034	14:41:01.270
7	<b>59.483</b>		14:42:00.750
8	1:00.558	+1.075	14:43:01.310
9	1:02.561	+3.078	14:44:03.870

Lap	Lap Tm	Diff	Time of Day
<b>(85) Marek KÜNNAPAS</b>			
1	1:04.725	+4.817	14:35:32.310
2	1:24.192	+24.284	14:36:56.500
3	1:03.012	+3.104	14:37:59.510
4	<b>59.908</b>		14:38:59.420

Lap	Lap Tm	Diff	Time of Day
<b>(128) Kristjan PRUUSAPUU</b>			
1	1:16.678	+16.030	14:35:34.640
2	1:08.260	+7.612	14:36:42.900
3	1:03.906	+3.258	14:37:46.800
4	1:03.279	+2.631	14:38:50.080
5	1:01.143	+0.495	14:39:51.220
6	1:03.935	+3.287	14:40:55.160
7	1:01.025	+0.377	14:41:56.180
8	1:01.100	+0.452	14:42:57.280
9	1:01.312	+0.664	14:43:58.600
10	<b>1:00.648</b>		14:44:59.240

Lap	Lap Tm	Diff	Time of Day
<b>(10) Egon LINDE</b>			
1	<b>1:03.760</b>		14:35:15.890
2	1:04.116	+0.356	14:36:20.000
3	1:15.375	+11.615	14:37:35.380
4	1:34.100	+30.340	14:39:09.480

Lap	Lap Tm	Diff	Time of Day
<b>(92) Koit KALJURAND</b>			
1	1:11.600	+5.247	14:35:45.300
2	1:09.497	+3.144	14:36:54.800
3	<b>1:06.353</b>		14:38:01.150
4	1:06.833	+0.480	14:39:07.980
5	1:07.973	+1.620	14:40:15.960
6	1:08.631	+2.278	14:41:24.590
7	1:07.497	+1.144	14:42:32.080
8	1:33.306	+26.953	14:44:05.390

# Superkrossi karikavõistluste III etapp

Sorted on best lap time


ESIVEDU - SUPERKROSS

LaitseRallyPark, Hingu küla 1.160 km

Treeningsõit-kvalifikatsioonisõit 2 - 10 minutit

23/05/2021 13:25

Qualifying (10:00 Time) started at 14:51:58



Pos	No.	Name	Best Tm	Diff	Gap	In Lap	Laps	Class	Team	Model
<b>1</b>	<b>19</b>	<b>Sander JÄRVEKÜLA</b>	<b>54.642</b>			<b>8</b>	<b>10</b>	Esivedu		Nissan Sunny
<b>2</b>	<b>8</b>	<b>Robin ALLIK</b>	<b>55.431</b>	<b>0.789</b>	<b>0.789</b>	<b>5</b>	<b>10</b>	Esivedu	Allik Racing	Ford Escort
<b>3</b>	<b>21</b>	<b>Erki KÜLVI</b>	<b>56.226</b>	<b>1.584</b>	<b>0.795</b>	<b>9</b>	<b>10</b>	Esivedu	Erki Sport	Honda Civic
<b>4</b>	<b>36</b>	<b>Kristjan KUTSAR</b>	<b>56.268</b>	<b>1.626</b>	<b>0.042</b>	<b>7</b>	<b>10</b>	Esivedu	Kutsar Racing	Ford Fiesta
<b>5</b>	<b>91</b>	<b>Sander ROOSIMAA</b>	<b>56.632</b>	<b>1.990</b>	<b>0.364</b>	<b>8</b>	<b>10</b>	Esivedu	SRX Racing	Honda Civic
<b>6</b>	<b>9</b>	<b>Alar ALLIK</b>	<b>56.890</b>	<b>2.248</b>	<b>0.258</b>	<b>9</b>	<b>10</b>	Esivedu	Allik Racing	Mazda MX-3
<b>7</b>	<b>15</b>	<b>Rainer TIRI</b>	<b>58.362</b>	<b>3.720</b>	<b>1.472</b>	<b>9</b>	<b>10</b>	Esivedu	SmurfiTiim	Ford Focus ST
<b>8</b>	<b>31</b>	<b>Rain JÄRVEKÜLA</b>	<b>58.456</b>	<b>3.814</b>	<b>0.094</b>	<b>8</b>	<b>10</b>	Esivedu	Rain Järveküla	Opel Astra
<b>9</b>	<b>139</b>	<b>Andri KUTSAR</b>	<b>58.578</b>	<b>3.936</b>	<b>0.122</b>	<b>9</b>	<b>10</b>	Esivedu	Kutsar Racing	Volkswagen Golf II
<b>10</b>	<b>37</b>	<b>Indrek PAJO</b>	<b>1:00.155</b>	<b>5.513</b>	<b>1.577</b>	<b>9</b>	<b>10</b>	Esivedu	Indrek Pajo	Opel Kadett
<b>11</b>	<b>67</b>	<b>Danel RAUGMÄE</b>	<b>1:00.550</b>	<b>5.908</b>	<b>0.395</b>	<b>4</b>	<b>4</b>	Esivedu	Allik Racing	Ford Escort
<b>12</b>	<b>58</b>	<b>Joonas Jürgen MURULA</b>	<b>1:02.171</b>	<b>7.529</b>	<b>1.621</b>	<b>8</b>	<b>9</b>	Esivedu	Joonas Jürgen Murula	Ford Escort

# Superkrossi karikavõistluste III etapp

ESIVEDU - SUPERKROSS

LaitseRallyPark, Hingu küla 1.160 km

Treeningsõit-kvalifikatsioonisõit 2 - 10 minutit

23/05/2021 13:25

Qualifying (10:00 Time) started at 14:51:58

Lap	Lap Tm	Diff	Time of Day
<b>(19) Sander JÄRVEKÜLA</b>			
1	1:00.980	+6.338	14:53:25.213
2	55.443	+0.801	14:54:20.656
3	54.762	+0.120	14:55:15.418
4	54.982	+0.340	14:56:10.400
5	1:05.629	+10.987	14:57:16.029
6	59.377	+4.735	14:58:15.406
7	58.500	+3.858	14:59:13.906
8	<b>54.642</b>		15:00:08.548
9	58.327	+3.685	15:01:06.875
10	56.725	+2.083	15:02:03.600

Lap	Lap Tm	Diff	Time of Day
<b>(8) Robin ALLIK</b>			
1	58.288	+2.857	14:53:32.214
2	58.630	+3.199	14:54:30.844
3	56.162	+0.731	14:55:27.006
4	56.111	+0.680	14:56:23.117
5	<b>55.431</b>		14:57:18.548
6	1:05.339	+9.908	14:58:23.887
7	56.822	+1.391	14:59:20.709
8	56.450	+1.019	15:00:17.159
9	57.271	+1.840	15:01:14.430
10	57.992	+2.561	15:02:12.422

Lap	Lap Tm	Diff	Time of Day
<b>(21) Erki KÜLVI</b>			
1	1:09.358	+13.132	14:53:40.950
2	57.528	+1.302	14:54:38.478
3	58.216	+1.990	14:55:36.694
4	56.996	+0.770	14:56:33.690
5	57.044	+0.818	14:57:30.734
6	56.417	+0.191	14:58:27.151
7	56.238	+0.012	14:59:23.389
8	1:07.557	+11.331	15:00:30.946
9	<b>56.226</b>		15:01:27.172
10	1:01.368	+5.142	15:02:28.540

Lap	Lap Tm	Diff	Time of Day
<b>(36) Kristjan KUTSAR</b>			
1	58.743	+2.475	14:53:12.585
2	1:11.580	+15.312	14:54:24.165
3	56.445	+0.177	14:55:20.610
4	57.489	+1.221	14:56:18.099
5	56.599	+0.331	14:57:14.698
6	58.372	+2.104	14:58:13.070
7	<b>56.268</b>		14:59:09.338
8	57.360	+1.092	15:00:06.698
9	56.927	+0.659	15:01:03.625

Lap	Lap Tm	Diff	Time of Day
<b>(91) Sander ROOSIMAA</b>			
1	1:12.891	+16.259	14:53:28.769
2	57.236	+0.604	14:54:26.005
3	57.403	+0.771	14:55:23.408
4	56.946	+0.314	14:56:20.354
5	1:08.282	+11.650	14:57:28.636
6	58.814	+2.182	14:58:27.450
7	1:11.489	+14.857	14:59:38.939
8	<b>56.632</b>		15:00:35.571
9	58.231	+1.599	15:01:33.802
10	1:08.316	+11.684	15:02:42.118

Lap	Lap Tm	Diff	Time of Day
<b>(9) Alar ALLIK</b>			
1	1:04.257	+7.367	14:53:30.979
2	1:09.996	+13.106	14:54:40.975
3	57.927	+1.037	14:55:38.902
4	59.311	+2.421	14:56:38.213
5	57.482	+0.592	14:57:35.695
6	57.219	+0.329	14:58:32.914
7	57.207	+0.317	14:59:30.121
8	1:02.035	+5.145	15:00:32.156
9	<b>56.890</b>		15:01:29.046
10	1:00.268	+3.378	15:02:29.314

Lap	Lap Tm	Diff	Time of Day
<b>(15) Rainer TIRI</b>			
1	1:00.351	+1.989	14:53:11.475
2	59.757	+1.395	14:54:11.232
3	1:00.596	+2.234	14:55:11.828
4	1:12.658	+14.296	14:56:24.486
5	59.566	+1.204	14:57:24.052
6	58.836	+0.474	14:58:22.888
7	58.448	+0.086	14:59:21.336
8	59.521	+1.159	15:00:20.857
9	<b>58.362</b>		15:01:19.219
10	58.884	+0.522	15:02:18.103

Lap	Lap Tm	Diff	Time of Day
<b>(31) Rain JÄRVEKÜLA</b>			
1	1:01.705	+3.249	14:53:31.865
2	1:03.499	+5.043	14:54:35.364
3	1:02.804	+4.348	14:55:38.168
4	1:10.870	+12.414	14:56:49.038
5	59.773	+1.317	14:57:48.811
6	58.995	+0.539	14:58:47.806
7	58.875	+0.419	14:59:46.681
8	<b>58.456</b>		15:00:45.137

Lap	Lap Tm	Diff	Time of Day
<b>(139) Andri KUTSAR</b>			
1	59.787	+1.209	14:53:08.27
2	1:00.094	+1.516	14:54:08.36
3	58.649	+0.071	14:55:07.01
4	59.911	+1.333	14:56:06.92
5	58.688	+0.110	14:57:05.61
6	1:02.288	+3.710	14:58:07.90
7	1:00.585	+2.007	14:59:08.49
8	59.455	+0.877	15:00:07.94
9	<b>58.578</b>		15:01:06.52
10	1:21.227	+22.649	15:02:27.75

Lap	Lap Tm	Diff	Time of Day
<b>(37) Indrek PAJO</b>			
1	1:04.087	+3.932	14:53:23.25
2	1:11.235	+11.080	14:54:34.49
3	1:02.167	+2.012	14:55:36.66
4	1:01.447	+1.292	14:56:38.10
5	1:01.465	+1.310	14:57:39.57
6	1:00.515	+0.360	14:58:40.08
7	1:01.440	+1.285	14:59:41.52
8	1:01.491	+1.336	15:00:43.01
9	<b>1:00.155</b>		15:01:43.17
10	1:01.228	+1.073	15:02:44.40

Lap	Lap Tm	Diff	Time of Day
<b>(67) Danel RAUGMÄE</b>			
1	1:08.771	+8.221	14:53:30.81
2	1:03.963	+3.413	14:54:34.77
3	1:11.524	+10.974	14:55:46.30
4	<b>1:00.550</b>		14:56:46.85


Lap	Lap Tm	Diff	Time of Day
<b>(58) Joonas Jürgen MURULA</b>			
1	1:08.493	+6.322	14:53:43.88
2	1:06.734	+4.563	14:54:50.62
3	1:18.132	+15.961	14:56:08.75
4	1:02.727	+0.556	14:57:11.48
5	1:03.095	+0.924	14:58:14.57
6	1:03.111	+0.940	14:59:17.68
7	1:16.871	+14.700	15:00:34.55
8	<b>1:02.171</b>		15:01:36.72
9	1:02.419	+0.248	15:02:39.14

# Superkrossi karikavõistluste III etapp

ESIVEDU - SUPERKROSS

LaitseRallyPark, Hingu küla 1.160 km

Kvalifikatsiooni kokkuvõte



Pos	No.	Name	Class	Overall BestTm	Diff	In Session
1	88	<b>Kevin ALLIK</b>	Esivedu	<b>53.872</b>		Treeningsõit-kvalifikatsioonisõit 1 - 10 minutit
2	19	<b>Sander JÄRVEKÜLA</b>	Esivedu	<b>54.642</b>	0.770	Treeningsõit-kvalifikatsioonisõit 2 - 10 minutit
3	8	<b>Robin ALLIK</b>	Esivedu	<b>55.431</b>	1.559	Treeningsõit-kvalifikatsioonisõit 2 - 10 minutit
4	57	<b>Reno KÖÖTS</b>	Esivedu	<b>55.578</b>	1.706	Treeningsõit-kvalifikatsioonisõit 1 - 10 minutit
5	100	<b>Dauri DEMANT</b>	Esivedu	<b>56.017</b>	2.145	Treeningsõit-kvalifikatsioonisõit 1 - 10 minutit
6	21	<b>Erki KÜLVI</b>	Esivedu	<b>56.226</b>	2.354	Treeningsõit-kvalifikatsioonisõit 2 - 10 minutit
7	36	<b>Kristjan KUTSAR</b>	Esivedu	<b>56.268</b>	2.396	Treeningsõit-kvalifikatsioonisõit 2 - 10 minutit
8	28	<b>Tanel RAUDSEPP</b>	Esivedu	<b>56.371</b>	2.499	Treeningsõit-kvalifikatsioonisõit 1 - 10 minutit
9	91	<b>Sander ROOSIMAA</b>	Esivedu	<b>56.632</b>	2.760	Treeningsõit-kvalifikatsioonisõit 2 - 10 minutit
10	50	<b>Kärolin SOOLEPP</b>	Esivedu	<b>56.787</b>	2.915	Treeningsõit-kvalifikatsioonisõit 1 - 10 minutit
11	9	<b>Alar ALLIK</b>	Esivedu	<b>56.890</b>	3.018	Treeningsõit-kvalifikatsioonisõit 2 - 10 minutit
12	32	<b>Siim SAAR</b>	Esivedu	<b>57.196</b>	3.324	Treeningsõit-kvalifikatsioonisõit 1 - 10 minutit
13	16	<b>Einar HELJAND</b>	Esivedu	<b>57.267</b>	3.395	Treeningsõit-kvalifikatsioonisõit 1 - 10 minutit
14	15	<b>Rainer TIRI</b>	Esivedu	<b>58.362</b>	4.490	Treeningsõit-kvalifikatsioonisõit 2 - 10 minutit
15	31	<b>Rain JÄRVEKÜLA</b>	Esivedu	<b>58.456</b>	4.584	Treeningsõit-kvalifikatsioonisõit 2 - 10 minutit

## Superkrossi karikavõistluste III etapp

ESIVEDU - SUPERKROSS

LaitseRallyPark, Hingu küla 1.160 km

Kvalifikatsiooni kokkuvõte

Pos	No.	Name	Class	Overall BestTm	Diff	In Session
16	139	<b>Andri KUTSAR</b>	Esivedu	<b>58.578</b>	4.706	Treeningsõit-kvalifikatsioonisõit 2 - 10 minutit
17	7	<b>Argo KEVADE</b>	Esivedu	<b>58.675</b>	4.803	Treeningsõit-kvalifikatsioonisõit 1 - 10 minutit
18	34	<b>Rainis TIRI</b>	Esivedu	<b>59.483</b>	5.611	Treeningsõit-kvalifikatsioonisõit 1 - 10 minutit
19	85	<b>Marek KÜNNAPAS</b>	Esivedu	<b>59.908</b>	6.036	Treeningsõit-kvalifikatsioonisõit 1 - 10 minutit
20	37	<b>Indrek PAJO</b>	Esivedu	<b>1:00.155</b>	6.283	Treeningsõit-kvalifikatsioonisõit 2 - 10 minutit
21	67	<b>Danel RAUGMÄE</b>	Esivedu	<b>1:00.550</b>	6.678	Treeningsõit-kvalifikatsioonisõit 2 - 10 minutit
22	128	<b>Kristjan PRUUSAPUU</b>	Esivedu	<b>1:00.648</b>	6.776	Treeningsõit-kvalifikatsioonisõit 1 - 10 minutit
23	58	<b>Joonas Jürgen MURULA</b>	Esivedu	<b>1:02.171</b>	8.299	Treeningsõit-kvalifikatsioonisõit 2 - 10 minutit
24	10	<b>Egon LINDE</b>	Esivedu	<b>1:03.760</b>	9.888	Treeningsõit-kvalifikatsioonisõit 1 - 10 minutit
25	92	<b>Koit KALJURAND</b>	Esivedu	<b>1:06.353</b>	12.481	Treeningsõit-kvalifikatsioonisõit 1 - 10 minutit

# Superkrossi karikavõistluste III etapp

Sorted on Laps


ESIVEDU - SUPERKROSS

LaitseRallyPark, Hingu küla 1.160 km

1. eelsõit - 5 ringi

23/05/2021 14:30

Race (5 Laps) started at 15:55:32



Pos	PIC	No.	Name	Class	Total Tm	Laps	Diff	Gap	Best Tm	In Lap	Model	Team	Points
<b>1</b>	<b>1</b>	88	<b>Kevin ALLIK</b>	Esivedu	<b>4:38.786</b>	<b>5</b>			<b>53.126</b>	2	Mitsubishi Colt	Tikkri Motorsport	<b>0</b>
<b>2</b>	<b>2</b>	100	<b>Dauri DEMANT</b>	Esivedu	<b>4:51.994</b>	<b>5</b>	13.208	13.208	<b>56.125</b>	2	Volkswagen Golf II	Dauri Demant	<b>0</b>
<b>3</b>	<b>3</b>	9	<b>Alar ALLIK</b>	Esivedu	<b>4:54.401</b>	<b>5</b>	15.615	2.407	<b>56.190</b>	2	Mazda MX-3	Allik Racing	<b>0</b>
<b>4</b>	<b>4</b>	7	<b>Argo KEVADE</b>	Esivedu	<b>4:59.986</b>	<b>5</b>	21.200	5.585	<b>57.378</b>	3	Opel Calibra	Opeli Hullud	<b>0</b>
<b>5</b>	<b>5</b>	31	<b>Rain JÄRVEKÜLA</b>	Esivedu	<b>5:00.651</b>	<b>5</b>	21.865	0.665	<b>57.398</b>	4	Opel Astra	Rain Järveküla	<b>0</b>
<b>6</b>	<b>6</b>	36	<b>Kristjan KUTSAR</b>	Esivedu	<b>5:01.625</b>	<b>5</b>	22.839	0.974	<b>55.298</b>	2	Ford Fiesta	Kutsar Racing	<b>0</b>
<b>7</b>	<b>7</b>	85	<b>Marek KÜNNAPAS</b>	Esivedu	<b>5:08.551</b>	<b>5</b>	29.765	6.926	<b>57.691</b>	4	Volkswagen Golf III	Erki Sport	<b>0</b>
<b>8</b>	<b>8</b>	91	<b>Sander ROOSIMAA</b>	Esivedu	<b>5:09.478</b>	<b>5</b>	30.692	0.927	<b>56.454</b>	2	Honda Civic	SRX Racing	<b>0</b>
<b>9</b>	<b>9</b>	58	<b>Joonas Jürgen MURULA</b>	Esivedu	<b>5:36.673</b>	<b>5</b>	57.887	27.195	<b>1:03.028</b>	5	Ford Escort	Joonas Jürgen Murula	<b>0</b>
<b>DNF</b>	<b>DNF</b>	16	<b>Einar HELJAND</b>	Esivedu	<b>58.908</b>	<b>1</b>	DNF	4 Laps	<b>58.429</b>	1	Opel Astra	Opeli Hullud	<b>0</b>

## Not classified

Võistluse korraldaja: MTÜ Erki Sport

www.superkross.ee

Orbits

Võistluse direktor: Eiki ERISTE

Võistluse juht: Erko ERISTE

Võistluse ajamõõtja: Asper LEPIIK Tulemused ja ringiajad: www.mylaps.ee

Printed: 23/05/2021 18:58:35

# Superkrossi karikavõistluste III etapp

Sorted on Laps


ESIVEDU - SUPERKROSS

LaitseRallyPark, Hingu küla 1.160 km

1. eelsõit - 5 ringi

23/05/2021 14:30

Race (5 Laps) started at 15:55:32



Pos	PIC	No.	Name	Class	Total Tm	Laps	Diff	Gap	Best Tm	In Lap	Model	Team	Points
<b>DNS</b>	<b>DNS</b>	92	<b>Koit KALJURAND</b>	Esivedu	<b>0.000</b>		DNS	1 Lap		0	Lada Samara	Smurfitiim	<b>0</b>
<b>DNS</b>	<b>DNS</b>	67	<b>Danel RAUGMÄE</b>	Esivedu	<b>0.000</b>		DNS			0	Ford Escort	Allik Racing	<b>0</b>
<b>DNS</b>	<b>DNS</b>	8	<b>Robin ALLIK</b>	Esivedu	<b>0.000</b>		DNS			0	Ford Escort	Allik Racing	<b>0</b>



# Superkrossi karikavõistluste III etapp

ESIVEDU - SUPERKROSS

LaitseRallyPark, Hingu küla 1.160 km

1. eelsõit - 5 ringi

23/05/2021 14:30

Race (5 Laps) started at 15:55:32

Lap	Lap Tm	Diff	Time of Day
<b>(88) Kevin ALLIK</b>			
1	53.991	+0.865	15:56:26.684
2	<b>53.126</b>		15:57:19.810
3	53.993	+0.867	15:58:13.803
4	54.111	+0.985	15:59:07.914
5	1:03.513	+10.387	16:00:11.427
<b>(100) Dauri DEMANT</b>			
1	56.384	+0.259	15:56:29.025
2	<b>56.125</b>		15:57:25.150
3	57.340	+1.215	15:58:22.490
4	56.800	+0.675	15:59:19.290
5	1:05.345	+9.220	16:00:24.635
<b>(9) Alar ALLIK</b>			
1	59.140	+2.950	15:56:32.296
2	<b>56.190</b>		15:57:28.486
3	1:05.051	+8.861	15:58:33.537
4	57.038	+0.848	15:59:30.575
5	56.467	+0.277	16:00:27.042
<b>(7) Argo KEVADE</b>			
1	1:07.251	+9.873	15:56:40.587
2	58.172	+0.794	15:57:38.759
3	<b>57.378</b>		15:58:36.137
4	58.462	+1.084	15:59:34.599
5	58.028	+0.650	16:00:32.627
<b>(31) Rain JÄRVEKÜLA</b>			
1	1:07.529	+10.131	15:56:41.315
2	58.716	+1.318	15:57:40.031
3	58.053	+0.655	15:58:38.084
4	<b>57.398</b>		15:59:35.482
5	57.810	+0.412	16:00:33.292
<b>(36) Kristjan KUTSAR</b>			
1	1:15.122	+19.824	15:56:48.295
2	<b>55.298</b>		15:57:43.593
3	57.999	+2.701	15:58:41.592
4	56.425	+1.127	15:59:38.017
5	56.249	+0.951	16:00:34.266
<b>(85) Marek KÜNNAPAS</b>			
1	1:09.399	+11.708	15:56:44.573
2	58.494	+0.803	15:57:43.067
3	59.527	+1.836	15:58:42.594

Lap	Lap Tm	Diff	Time of Day
4	<b>57.691</b>		15:59:40.285
5	1:00.907	+3.216	16:00:41.192
<b>(91) Sander ROOSIMAA</b>			
1	57.661	+1.207	15:56:30.528
2	<b>56.454</b>		15:57:26.982
3	57.490	+1.036	15:58:24.472
4	1:14.248	+17.794	15:59:38.720
5	1:03.399	+6.945	16:00:42.119
<b>(58) Joonas Jürgen MURULA</b>			
1	1:03.123	+0.095	15:56:37.207
2	1:12.445	+9.417	15:57:49.652
3	1:03.308	+0.280	15:58:52.960
4	1:13.326	+10.298	16:00:06.286
5	<b>1:03.028</b>		16:01:09.314
<b>(16) Einar HELJAND</b>			
1	<b>58.429</b>		15:56:31.549

Lap	Lap Tm	Diff	Time of Day
-----	--------	------	-------------

# Superkrossi karikavõistluste III etapp

Sorted on Laps


ESIVEDU - SUPERKROSS

LaitseRallyPark, Hingu küla 1.160 km

2. eelsõit - 5 ringi

23/05/2021 14:45

Race (5 Laps) started at 16:08:30



Pos	PIC	No.	Name	Class	Total Tm	Laps	Diff	Gap	Best Tm	In Lap	Model	Team	Points
<b>1</b>	<b>1</b>	19	<b>Sander JÄRVEKÜLA</b>	Esivedu	<b>4:47.139</b>	<b>5</b>			<b>54.892</b>	3	Nissan Sunny		<b>0</b>
<b>2</b>	<b>2</b>	21	<b>Erki KÜLVI</b>	Esivedu	<b>4:54.756</b>	<b>5</b>	7.617	7.617	<b>56.030</b>	3	Honda Civic	Erki Sport	<b>0</b>
<b>3</b>	<b>3</b>	28	<b>Tanel RAUDSEPP</b>	Esivedu	<b>4:57.523</b>	<b>5</b>	10.384	2.767	<b>55.964</b>	3	Volkswagen Golf II	Allik Racing	<b>0</b>
<b>4</b>	<b>4</b>	57	<b>Reno KÖÖTS</b>	Esivedu	<b>4:59.227</b>	<b>5</b>	12.088	1.704	<b>56.101</b>	3	Volkswagen Golf II	KUPATAMA Motorsport	<b>0</b>
<b>5</b>	<b>5</b>	50	<b>Kärolin SOOLEPP</b>	Esivedu	<b>5:04.209</b>	<b>5</b>	17.070	4.982	<b>57.639</b>	5	Mitsubishi Colt	Tikkri Motorsport	<b>0</b>
<b>6</b>	<b>6</b>	32	<b>Siim SAAR</b>	Esivedu	<b>5:06.594</b>	<b>5</b>	19.455	2.385	<b>57.355</b>	3	Lada Samara	Vändra TSK	<b>0</b>
<b>7</b>	<b>7</b>	139	<b>Andri KUTSAR</b>	Esivedu	<b>5:09.797</b>	<b>5</b>	22.658	3.203	<b>59.012</b>	2	Volkswagen Golf II	Kutsar Racing	<b>0</b>
<b>8</b>	<b>8</b>	37	<b>Indrek PAJO</b>	Esivedu	<b>5:10.511</b>	<b>5</b>	23.372	0.714	<b>58.049</b>	4	Opel Kadett	Indrek Pajo	<b>0</b>
<b>9</b>	<b>9</b>	15	<b>Rainer TIRI</b>	Esivedu	<b>5:11.642</b>	<b>5</b>	24.503	1.131	<b>57.927</b>	2	Ford Focus ST	SmurfiTiim	<b>0</b>
<b>10</b>	<b>10</b>	10	<b>Egon LINDE</b>	Esivedu	<b>5:16.339</b>	<b>5</b>	29.200	4.697	<b>1:00.031</b>	4	Mitsubishi Colt	SmurfiTiim	<b>0</b>
<b>11</b>	<b>11</b>	128	<b>Kristjan PRUUSAPUU</b>	Esivedu	<b>5:18.881</b>	<b>5</b>	31.742	2.542	<b>1:00.453</b>	3	Volkswagen Golf	Allik Racing	<b>0</b>
<b>DNF</b>	<b>DNF</b>	34	<b>Rainis TIRI</b>	Esivedu	<b>3:14.320</b>	<b>3</b>	DNF	2 Laps	<b>1:01.622</b>	3	Ford Puma	SmurfiTiim	<b>0</b>

Võistluse korraldaja: MTÜ Erki Sport

www.superkross.ee

Võistluse direktor: Eiki ERISTE

Võistluse juht: Erko ERISTE

Võistluse ajamõõtja: Asper LEPIIK Tulemused ja ringiajad: www.mylaps.ee

Printed: 23/05/2021 18:58:47

Orbits

# Superkrossi karikavõistluste III etapp

ESIVEDU - SUPERKROSS

LaitseRallyPark, Hingu küla 1.160 km

2. eelsõit - 5 ringi

23/05/2021 14:45

Race (5 Laps) started at 16:08:30

Lap	Lap Tm	Diff	Time of Day	Lap	Lap Tm	Diff	Time of Day	Lap	Lap Tm	Diff	Time of Day
<b>(19) Sander JÄRVEKÜLA</b>				4	59.430	+0.418	16:12:30.720				
1	55.687	+0.795	16:09:26.126	5	1:09.516	+10.504	16:13:40.236				
2	56.290	+1.398	16:10:22.416	<b>(37) Indrek PAJO</b>							
3	<b>54.892</b>		16:11:17.308	1	1:11.758	+13.709	16:09:43.924				
4	55.320	+0.428	16:12:12.628	2	1:00.385	+2.336	16:10:44.309				
5	1:04.950	+10.058	16:13:17.578	3	59.677	+1.628	16:11:43.986				
<b>(21) Erki KÜLVI</b>				4	<b>58.049</b>		16:12:42.035				
1	59.214	+3.184	16:09:29.843	5	58.915	+0.866	16:13:40.950				
2	56.589	+0.559	16:10:26.432	<b>(15) Rainer TIRI</b>							
3	<b>56.030</b>		16:11:22.462	1	1:04.101	+6.174	16:09:36.212				
4	56.808	+0.778	16:12:19.270	2	<b>57.927</b>		16:10:34.139				
5	1:05.925	+9.895	16:13:25.195	3	1:10.700	+12.773	16:11:44.839				
<b>(28) Tanel RAUDSEPP</b>				4	58.369	+0.442	16:12:43.208				
1	1:07.941	+11.977	16:09:38.855	5	58.873	+0.946	16:13:42.081				
2	57.610	+1.646	16:10:36.465	<b>(10) Egon LINDE</b>							
3	<b>55.964</b>		16:11:32.429	1	1:12.579	+12.548	16:09:44.955				
4	58.668	+2.704	16:12:31.097	2	1:00.349	+0.318	16:10:45.304				
5	56.865	+0.901	16:13:27.962	3	1:01.075	+1.044	16:11:46.379				
<b>(57) Reno KÖÖTS</b>				4	<b>1:00.031</b>		16:12:46.410				
1	1:03.062	+6.961	16:09:33.708	5	1:00.368	+0.337	16:13:46.778				
2	1:06.356	+10.255	16:10:40.064	<b>(128) Kristjan PRUUSAPUU</b>							
3	<b>56.101</b>		16:11:36.165	1	1:04.510	+4.057	16:09:36.088				
4	56.485	+0.384	16:12:32.650	2	1:01.537	+1.084	16:10:37.625				
5	57.016	+0.915	16:13:29.666	3	<b>1:00.453</b>		16:11:38.078				
<b>(50) Kärölin SOOLEPP</b>				4	1:10.578	+10.125	16:12:48.656				
1	1:00.017	+2.378	16:09:30.650	5	1:00.664	+0.211	16:13:49.320				
2	58.451	+0.812	16:10:29.101	<b>(34) Rainis TIRI</b>							
3	57.747	+0.108	16:11:26.848	1	1:09.828	+8.206	16:09:41.204				
4	1:10.161	+12.522	16:12:37.009	2	1:01.933	+0.311	16:10:43.137				
5	<b>57.639</b>		16:13:34.648	3	<b>1:01.622</b>		16:11:44.759				
<b>(32) Siim SAAR</b>											
1	1:01.033	+3.678	16:09:32.961								
2	59.471	+2.116	16:10:32.432								
3	<b>57.355</b>		16:11:29.787								
4	1:08.022	+10.667	16:12:37.809								
5	59.224	+1.869	16:13:37.033								
<b>(139) Andri KUTSAR</b>											
1	1:01.381	+2.369	16:09:32.558								
2	<b>59.012</b>		16:10:31.570								
3	59.720	+0.708	16:11:31.290								

# Superkrossi karikavõistluste III etapp

Sorted on Laps


ESIVEDU - SUPERKROSS

LaitseRallyPark, Hingu küla 1.160 km

C-Finaal - 9 ringi

23/05/2021 15:45

Race (9 Laps) started at 16:46:17



Pos	PIC	No.	Name	Class	Total Tm	Laps	Diff	Gap	Best Tm	In Lap	Model	Team	Points
<b>1</b>	<b>1</b>	37	<b>Indrek PAJO</b>	Esivedu	<b>8:57.011</b>	<b>9</b>			<b>56.864</b>	9	Opel Kadett	Indrek Pajo	<b>0</b>
<b>2</b>	<b>2</b>	15	<b>Rainer TIRI</b>	Esivedu	<b>8:57.604</b>	<b>9</b>	0.593	0.593	<b>57.022</b>	9	Ford Focus ST	Smurfitiim	<b>0</b>
<b>3</b>	<b>3</b>	85	<b>Marek KÜNNAPAS</b>	Esivedu	<b>8:58.137</b>	<b>9</b>	1.126	0.533	<b>56.536</b>	7	Volkswagen Golf III	Erki Sport	<b>0</b>
<b>4</b>	<b>4</b>	139	<b>Andri KUTSAR</b>	Esivedu	<b>9:07.443</b>	<b>9</b>	10.432	9.306	<b>59.179</b>	5	Volkswagen Golf II	Kutsar Racing	<b>0</b>
<b>5</b>	<b>5</b>	128	<b>Kristjan PRUUSAPUU</b>	Esivedu	<b>9:16.781</b>	<b>9</b>	19.770	9.338	<b>1:00.216</b>	2	Volkswagen Golf	Allik Racing	<b>1</b>
<b>6</b>	<b>6</b>	10	<b>Egon LINDE</b>	Esivedu	<b>9:17.075</b>	<b>9</b>	20.064	0.294	<b>58.985</b>	7	Mitsubishi Colt	Smurfitiim	<b>0</b>
<b>7</b>	<b>7</b>	58	<b>Joonas Jürgen MURULA</b>	Esivedu	<b>9:29.017</b>	<b>9</b>	32.006	11.942	<b>59.660</b>	4	Ford Escort	Joonas Jürgen Murula	<b>0</b>
<b>8</b>	<b>8</b>	67	<b>Danel RAUGMÄE</b>	Esivedu	<b>9:45.225</b>	<b>9</b>	48.214	16.208	<b>59.381</b>	4	Ford Escort	Allik Racing	<b>0</b>
<b>Not classified</b>													
<b>DNS</b>	<b>DNS</b>	8	<b>Robin ALLIK</b>	Esivedu	<b>0.000</b>		DNS	9 Laps		0	Ford Escort	Allik Racing	<b>0</b>
<b>DNS</b>	<b>DNS</b>	92	<b>Koit KALJURAND</b>	Esivedu	<b>0.000</b>		DNS			0	Lada Samara	Smurfitiim	<b>0</b>

Võistluse korraldaja: MTÜ Erki Sport

www.superkross.ee

Orbits

Võistluse direktor: Eiki ERISTE

Võistluse juht: Erko ERISTE

Võistluse ajamõõtja: Asper LEPIIK Tulemused ja ringiajad: www.mylaps.ee

Printed: 23/05/2021 18:59:32

# Superkrossi karikavõistluste III etapp

Sorted on Laps


ESIVEDU - SUPERKROSS

LaitseRallyPark, Hingu küla 1.160 km

C-Finaal - 9 ringi

23/05/2021 15:45

Race (9 Laps) started at 16:46:17



Pos	PIC	No.	Name	Class	Total Tm	Laps	Diff	Gap	Best Tm	In Lap	Model	Team	Points
<b>DNS</b>	<b>DNS</b>	34	<b>Rainis TIRI</b>	Esivedu	<b>0.000</b>		DNS			0	Ford Puma	SmurfiTiim	<b>0</b>
<b>DNS</b>	<b>DNS</b>	16	<b>Einar HELJAND</b>	Esivedu	<b>0.000</b>		DNS			0	Opel Astra	Opeli Hullud	<b>0</b>
<b>DNS</b>	<b>DNS</b>	91	<b>Sander ROOSIMAA</b>	Esivedu	<b>0.000</b>		DNS			0	Honda Civic	SRX Racing	<b>0</b>

# Superkrossi karikavõistluste III etapp

ESIVEDU - SUPERKROSS

LaitseRallyPark, Hingu küla 1.160 km

C-Finaal - 9 ringi

23/05/2021 15:45

Race (9 Laps) started at 16:46:17

Lap	Lap Tm	Diff	Time of Day
<b>(37) Indrek PAJO</b>			
1	1:11.221	+14.357	16:47:30.071
2	59.132	+2.268	16:48:29.203
3	57.590	+0.726	16:49:26.793
4	58.436	+1.572	16:50:25.229
5	58.090	+1.226	16:51:23.319
6	57.975	+1.111	16:52:21.294
7	58.098	+1.234	16:53:19.392
8	58.082	+1.218	16:54:17.474
9	<b>56.864</b>		16:55:14.338
<b>(15) Rainer TIRI</b>			
1	1:03.115	+6.093	16:47:21.800
2	59.968	+2.946	16:48:21.768
3	1:06.624	+9.602	16:49:28.392
4	58.502	+1.480	16:50:26.894
5	57.052	+0.030	16:51:23.946
6	58.436	+1.414	16:52:22.382
7	57.684	+0.662	16:53:20.066
8	57.843	+0.821	16:54:17.909
9	<b>57.022</b>		16:55:14.931
<b>(85) Marek KÜNNAPAS</b>			
1	1:04.106	+7.570	16:47:22.477
2	1:00.027	+3.491	16:48:22.504
3	1:06.261	+9.725	16:49:28.765
4	58.865	+2.329	16:50:27.630
5	59.522	+2.986	16:51:27.152
6	56.912	+0.376	16:52:24.064
7	<b>56.536</b>		16:53:20.600
8	57.980	+1.444	16:54:18.580
9	56.884	+0.348	16:55:15.464
<b>(139) Andri KUTSAR</b>			
1	59.544	+0.365	16:47:16.871
2	59.579	+0.400	16:48:16.450
3	59.262	+0.083	16:49:15.712
4	59.561	+0.382	16:50:15.273
5	<b>59.179</b>		16:51:14.452
6	1:09.423	+10.244	16:52:23.875
7	1:00.007	+0.828	16:53:23.882
8	1:00.044	+0.865	16:54:23.926
9	1:00.844	+1.665	16:55:24.770
<b>(128) Kristjan PRUUSAPUU</b>			
1	1:00.826	+0.610	16:47:18.998

Lap	Lap Tm	Diff	Time of Day
2	<b>1:00.216</b>		16:48:19.214
3	1:00.671	+0.455	16:49:19.885
4	1:10.371	+10.155	16:50:30.256
5	1:01.195	+0.979	16:51:31.451
6	1:00.907	+0.691	16:52:32.358
7	1:00.380	+0.164	16:53:32.738
8	1:00.833	+0.617	16:54:33.571
9	1:00.537	+0.321	16:55:34.108
<b>(10) Egon LINDE</b>			
1	1:05.548	+6.563	16:47:23.873
2	1:00.082	+1.097	16:48:23.955
3	1:10.900	+11.915	16:49:34.855
4	59.631	+0.646	16:50:34.486
5	59.213	+0.228	16:51:33.699
6	1:00.695	+1.710	16:52:34.394
7	<b>58.985</b>		16:53:33.379
8	1:01.880	+2.895	16:54:35.259
9	59.143	+0.158	16:55:34.402
<b>(58) Joonas Jürgen MURULA</b>			
1	1:13.333	+13.673	16:47:31.240
2	1:01.233	+1.573	16:48:32.473
3	1:00.165	+0.505	16:49:32.638
4	<b>59.660</b>		16:50:32.298
5	1:00.073	+0.413	16:51:32.371
6	1:10.528	+10.868	16:52:42.899
7	1:00.717	+1.057	16:53:43.616
8	1:01.538	+1.878	16:54:45.154
9	1:01.190	+1.530	16:55:46.344
<b>(67) Danel RAUGMÄE</b>			
1	1:02.536	+3.155	16:47:21.024
2	1:00.475	+1.094	16:48:21.499
3	1:00.431	+1.050	16:49:21.930
4	<b>59.381</b>		16:50:21.311
5	1:10.248	+10.867	16:51:31.559
6	1:21.189	+21.808	16:52:52.748
7	1:08.586	+9.205	16:54:01.334
8	1:01.189	+1.808	16:55:02.523
9	1:00.029	+0.648	16:56:02.552

# Superkrossi karikavõistluste III etapp

Sorted on Laps


ESIVEDU - SUPERKROSS

LaitseRallyPark, Hingu küla 1.160 km

B-Finaal - 9 ringi

23/05/2021 17:00

Race (9 Laps) started at 17:32:26



Pos	PIC	No.	Name	Class	Total Tm	Laps	Diff	Gap	Best Tm	In Lap	Model	Team	Points
<b>1</b>	<b>1</b>	36	<b>Kristjan KUTSAR</b>	Esivedu	<b>8:35.895</b>	<b>9</b>			<b>54.882</b>	2	Ford Fiesta	Kutsar Racing	<b>0</b>
<b>2</b>	<b>2</b>	85	<b>Marek KÜNNAPAS</b>	Esivedu	<b>8:47.508</b>	<b>9</b>	11.613	11.613	<b>56.207</b>	8	Volkswagen Golf III	Erki Sport	<b>0</b>
<b>3</b>	<b>3</b>	31	<b>Rain JÄRVEKÜLA</b>	Esivedu	<b>8:51.248</b>	<b>9</b>	15.353	3.740	<b>56.707</b>	4	Opel Astra	Rain Järveküla	<b>0</b>
<b>4</b>	<b>4</b>	7	<b>Argo KEVADE</b>	Esivedu	<b>8:52.576</b>	<b>9</b>	16.681	1.328	<b>57.214</b>	3	Opel Calibra	Opeli Hullud	<b>0</b>
<b>5</b>	<b>5</b>	37	<b>Indrek PAJO</b>	Esivedu	<b>8:53.813</b>	<b>9</b>	17.918	1.237	<b>57.293</b>	6	Opel Kadett	Indrek Pajo	<b>7</b>
<b>6</b>	<b>6</b>	139	<b>Andri KUTSAR</b>	Esivedu	<b>9:06.823</b>	<b>9</b>	30.928	13.010	<b>58.381</b>	3	Volkswagen Golf II	Kutsar Racing	<b>6</b>
<b>DNF</b>	<b>DNF</b>	32	<b>Siim SAAR</b>	Esivedu	<b>4:01.465</b>	<b>4</b>	DNF	5 Laps	<b>57.513</b>	2	Lada Samara	Vändra TSK	<b>5</b>
<b>DNF</b>	<b>DNF</b>	15	<b>Rainer TIRI</b>	Esivedu	<b>4:08.368</b>	<b>4</b>	DNF	6.903	<b>57.137</b>	3	Ford Focus ST	Smurftiim	<b>4</b>
<b>Not classified</b>													
<b>DNF</b>	<b>DNF</b>	57	<b>Reno KÖÖTS</b>	Esivedu			DNF			0	Volkswagen Golf II	KUPATAMA Motorsport	<b>3</b>
<b>DNS</b>	<b>DNS</b>	50	<b>Kärolin SOOLEPP</b>	Esivedu			DNS			0	Mitsubishi Colt	Tikkri Motorsport	<b>2</b>

Võistluse korraldaja: MTÜ Erki Sport

www.superkross.ee

Orbits

Võistluse direktor: Eiki ERISTE

Võistluse juht: Erko ERISTE

Võistluse ajamõõtja: Asper LEPIIK Tulemused ja ringiajad: www.mylaps.ee

Printed: 23/05/2021 18:59:41

# Superkrossi karikavõistluste III etapp

ESIVEDU - SUPERKROSS

LaitseRallyPark, Hingu küla 1.160 km

B-Finaal - 9 ringi

23/05/2021 17:00

Race (9 Laps) started at 17:32:26

Lap	Lap Tm	Diff	Time of Day	Lap	Lap Tm	Diff	Time of Day	Lap	Lap Tm	Diff	Time of Day
<b>(36) Kristjan KUTSAR</b>				2	1:01.214	+3.921	17:34:26.836				
1	55.694	+0.812	17:33:22.250	3	1:05.707	+8.414	17:35:32.543				
2	<b>54.882</b>		17:34:17.132	4	58.005	+0.712	17:36:30.548				
3	1:06.286	+11.404	17:35:23.418	5	57.367	+0.074	17:37:27.915				
4	56.715	+1.833	17:36:20.133	6	<b>57.293</b>		17:38:25.208				
5	56.672	+1.790	17:37:16.805	7	57.755	+0.462	17:39:22.963				
6	55.477	+0.595	17:38:12.282	8	58.511	+1.218	17:40:21.474				
7	57.040	+2.158	17:39:09.322	9	58.465	+1.172	17:41:19.939				
8	56.585	+1.703	17:40:05.907	<b>(139) Andri KUTSAR</b>							
9	56.114	+1.232	17:41:02.021	1	1:01.235	+2.854	17:33:30.003				
<b>(85) Marek KÜNNAPAS</b>				2	59.497	+1.116	17:34:29.500				
1	1:07.154	+10.947	17:33:36.899	3	<b>58.381</b>		17:35:27.881				
2	56.527	+0.320	17:34:33.426	4	1:09.116	+10.735	17:36:36.997				
3	56.487	+0.280	17:35:29.913	5	1:00.031	+1.650	17:37:37.028				
4	58.298	+2.091	17:36:28.211	6	59.305	+0.924	17:38:36.333				
5	57.070	+0.863	17:37:25.281	7	59.317	+0.936	17:39:35.650				
6	57.564	+1.357	17:38:22.845	8	58.714	+0.333	17:40:34.364				
7	57.891	+1.684	17:39:20.736	9	58.585	+0.204	17:41:32.949				
8	<b>56.207</b>		17:40:16.943	<b>(32) Siim SAAR</b>							
9	56.691	+0.484	17:41:13.634	1	1:00.519	+3.006	17:33:28.716				
<b>(31) Rain JÄRVEKÜLA</b>				2	<b>57.513</b>		17:34:26.229				
1	1:00.082	+3.375	17:33:27.983	3	1:02.111	+4.598	17:35:28.340				
2	57.413	+0.706	17:34:25.396	4	59.251	+1.738	17:36:27.591				
3	57.544	+0.837	17:35:22.940	<b>(15) Rainer TIRI</b>							
4	<b>56.707</b>		17:36:19.647	1	1:01.229	+4.092	17:33:30.628				
5	58.158	+1.451	17:37:17.805	2	1:08.639	+11.502	17:34:39.267				
6	1:06.687	+9.980	17:38:24.492	3	<b>57.137</b>		17:35:36.404				
7	57.450	+0.743	17:39:21.942	4	58.090	+0.953	17:36:34.494				
8	57.851	+1.144	17:40:19.793								
9	57.581	+0.874	17:41:17.374								
<b>(7) Argo KEVADE</b>											
1	1:07.812	+10.598	17:33:33.938								
2	57.591	+0.377	17:34:31.529								
3	<b>57.214</b>		17:35:28.743								
4	57.688	+0.474	17:36:26.431								
5	58.320	+1.106	17:37:24.751								
6	57.531	+0.317	17:38:22.282								
7	58.088	+0.874	17:39:20.370								
8	1:00.260	+3.046	17:40:20.630								
9	58.072	+0.858	17:41:18.702								
<b>(37) Indrek PAJO</b>											
1	58.425	+1.132	17:33:25.622								



# Superkrossi karikavõistluste III etapp

Sorted on Laps


ESIVEDU - SUPERKROSS

LaitseRallyPark, Hingu küla 1.160 km

A-Finaal - 9 ringi

23/05/2021 18:15

Race (9 Laps) started at 18:34:26



Pos	PIC	No.	Name	Class	Total Tm	Laps	Diff	Gap	Best Tm	In Lap	Model	Team	Points
<b>1</b>	<b>1</b>	88	<b>Kevin ALLIK</b>	Esivedu	<b>8:31.004</b>	<b>9</b>			<b>54.155</b>	7	Mitsubishi Colt	Tikkri Motorsport	<b>20</b>
<b>2</b>	<b>2</b>	36	<b>Kristjan KUTSAR</b>	Esivedu	<b>8:32.627</b>	<b>9</b>	1.623	1.623	<b>54.868</b>	3	Ford Fiesta	Kutsar Racing	<b>17</b>
<b>3</b>	<b>3</b>	21	<b>Erki KÜLVI</b>	Esivedu	<b>8:40.937</b>	<b>9</b>	9.933	8.310	<b>56.199</b>	6	Honda Civic	Erki Sport	<b>15</b>
<b>4</b>	<b>4</b>	19	<b>Sander JÄRVEKÜLA</b>	Esivedu	<b>8:41.912</b>	<b>9</b>	10.908	0.975	<b>55.156</b>	6	Nissan Sunny		<b>14</b>
<b>5</b>	<b>5</b>	28	<b>Tanel RAUDSEPP</b>	Esivedu	<b>8:43.200</b>	<b>9</b>	12.196	1.288	<b>55.643</b>	7	Volkswagen Golf II	Allik Racing	<b>13</b>
<b>6</b>	<b>6</b>	100	<b>Dauri DEMANT</b>	Esivedu	<b>8:46.558</b>	<b>9</b>	15.554	3.358	<b>56.787</b>	6	Volkswagen Golf II	Dauri Demant	<b>12</b>
<b>7</b>	<b>7</b>	9	<b>Alar ALLIK</b>	Esivedu	<b>8:47.020</b>	<b>9</b>	16.016	0.462	<b>56.349</b>	5	Mazda MX-3	Allik Racing	<b>11</b>
<b>8</b>	<b>8</b>	7	<b>Argo KEVADE</b>	Esivedu	<b>8:52.944</b>	<b>9</b>	21.940	5.924	<b>57.348</b>	3	Opel Calibra	Opeli Hullud	<b>10</b>
<b>9</b>	<b>9</b>	85	<b>Marek KÜNNAPAS</b>	Esivedu	<b>8:53.727</b>	<b>9</b>	22.723	0.783	<b>56.871</b>	5	Volkswagen Golf III	Erki Sport	<b>9</b>
<b>10</b>	<b>10</b>	31	<b>Rain JÄRVEKÜLA</b>	Esivedu	<b>9:14.854</b>	<b>9</b>	43.850	21.127	<b>57.398</b>	2	Opel Astra	Rain Järveküla	<b>8</b>

# Superkrossi karikavõistluste III etapp

ESIVEDU - SUPERKROSS

LaitseRallyPark, Hingu küla 1.160 km

A-Finaal - 9 ringi

23/05/2021 18:15

Race (9 Laps) started at 18:34:26

Lap	Lap Tm	Diff	Time of Day
<b>(88) Kevin ALLIK</b>			
1	57.701	+3.546	18:35:24.138
2	57.890	+3.735	18:36:22.028
3	1:02.606	+8.451	18:37:24.634
4	55.011	+0.856	18:38:19.645
5	56.322	+2.167	18:39:15.967
6	56.230	+2.075	18:40:12.197
7	<b>54.155</b>		18:41:06.352
8	55.101	+0.946	18:42:01.453
9	55.914	+1.759	18:42:57.367

Lap	Lap Tm	Diff	Time of Day
<b>(36) Kristjan KUTSAR</b>			
1	59.634	+4.766	18:35:27.017
2	1:02.230	+7.362	18:36:29.247
3	<b>54.868</b>		18:37:24.115
4	55.104	+0.236	18:38:19.219
5	56.090	+1.222	18:39:15.309
6	56.425	+1.557	18:40:11.734
7	56.135	+1.267	18:41:07.869
8	55.528	+0.660	18:42:03.397
9	55.593	+0.725	18:42:58.990

Lap	Lap Tm	Diff	Time of Day
<b>(21) Erki KÜLVI</b>			
1	58.177	+1.978	18:35:25.160
2	57.394	+1.195	18:36:22.554
3	57.149	+0.950	18:37:19.703
4	1:03.950	+7.751	18:38:23.653
5	56.446	+0.247	18:39:20.099
6	<b>56.199</b>		18:40:16.298
7	56.622	+0.423	18:41:12.920
8	56.540	+0.341	18:42:09.460
9	57.840	+1.641	18:43:07.300

Lap	Lap Tm	Diff	Time of Day
<b>(19) Sander JÄRVEKÜLA</b>			
1	58.854	+3.698	18:35:25.947
2	57.216	+2.060	18:36:23.163
3	57.215	+2.059	18:37:20.378
4	56.793	+1.637	18:38:17.171
5	1:04.916	+9.760	18:39:22.087
6	<b>55.156</b>		18:40:17.243
7	56.473	+1.317	18:41:13.716
8	56.156	+1.000	18:42:09.872
9	58.403	+3.247	18:43:08.275

Lap	Lap Tm	Diff	Time of Day
<b>(28) Tanel RAUDSEPP</b>			
1	1:07.617	+11.974	18:35:34.756

Lap	Lap Tm	Diff	Time of Day
2	57.544	+1.901	18:36:32.300
3	57.264	+1.621	18:37:29.564
4	57.337	+1.694	18:38:26.901
5	57.007	+1.364	18:39:23.908
6	56.222	+0.579	18:40:20.130
7	<b>55.643</b>		18:41:15.773
8	56.833	+1.190	18:42:12.606
9	56.957	+1.314	18:43:09.563

Lap	Lap Tm	Diff	Time of Day
<b>(100) Dauri DEMANT</b>			
1	57.547	+0.760	18:35:23.910
2	57.865	+1.078	18:36:21.775
3	57.247	+0.460	18:37:19.022
4	57.252	+0.465	18:38:16.274
5	58.079	+1.292	18:39:14.353
6	<b>56.787</b>		18:40:11.140
7	1:06.379	+9.592	18:41:17.519
8	57.445	+0.658	18:42:14.964
9	57.957	+1.170	18:43:12.921

Lap	Lap Tm	Diff	Time of Day
<b>(9) Alar ALLIK</b>			
1	59.632	+3.283	18:35:26.890
2	58.155	+1.806	18:36:25.045
3	57.017	+0.668	18:37:22.062
4	56.465	+0.116	18:38:18.527
5	<b>56.349</b>		18:39:14.876
6	1:05.856	+9.507	18:40:20.732
7	57.008	+0.659	18:41:17.740
8	57.653	+1.304	18:42:15.393
9	57.990	+1.641	18:43:13.383

Lap	Lap Tm	Diff	Time of Day
<b>(7) Argo KEVADE</b>			
1	1:08.326	+10.978	18:35:36.042
2	57.719	+0.371	18:36:33.761
3	<b>57.348</b>		18:37:31.109
4	57.467	+0.119	18:38:28.576
5	57.740	+0.392	18:39:26.316
6	57.717	+0.369	18:40:24.033
7	58.191	+0.843	18:41:22.224
8	58.537	+1.189	18:42:20.761
9	58.546	+1.198	18:43:19.307

Lap	Lap Tm	Diff	Time of Day
<b>(85) Marek KÜNNAPAS</b>			
1	1:01.358	+4.487	18:35:28.972
2	1:06.654	+9.783	18:36:35.626
3	57.768	+0.897	18:37:33.394
4	57.285	+0.414	18:38:30.679

Lap	Lap Tm	Diff	Time of Day
5	<b>56.871</b>		18:39:27.55
6	57.198	+0.327	18:40:24.74
7	58.284	+1.413	18:41:23.03
8	58.176	+1.305	18:42:21.20
9	58.882	+2.011	18:43:20.09

Lap	Lap Tm	Diff	Time of Day
<b>(31) Rain JÄRVEKÜLA</b>			
1	1:09.250	+11.852	18:35:37.01
2	<b>57.398</b>		18:36:34.41
3	57.406	+0.008	18:37:31.81
4	1:00.329	+2.931	18:38:32.14
5	1:01.305	+3.907	18:39:33.45
6	1:01.254	+3.856	18:40:34.70
7	1:04.076	+6.678	18:41:38.78
8	1:01.051	+3.653	18:42:39.83
9	1:01.386	+3.988	18:43:41.21