

RAHA 24 Eesti MV V etapp kardispordis

Sorted on Best Lap time

Rotax Max DD2; Rotax Max DD2 Masters; KZ2

Rapla Karting Circuit 1,035 Km

Rotax Max DD2; Rotax Max DD2 Masters; KZ2 - practice 1 - 8 minutes

22.07.2011 09:50

Practice started at 10:00:35

Pos	No.	Name	R	Nat	Entrant/Race Team	Chassis/Engine/Tyres	Best Tm	Diff	Gap	Laps	In Lap	Best Speed
KZ2												
1	28	Michail Hancharik		BLR	M-Racing	CRG / TM / Mojo	43.616			11	9	85,427
2	1	Meelis Meeman	R	EST	Forss Racing	CRG / TM / Mojo	45.605	1.989	1.989	9	9	81,702
3	29	Indrek Teppan		EST	Kartdagö	CRG / Maxter / Mojo	51.004	7.388	5.399	8	8	73,053
Rotax DD2												
1	605	Simas Juodvirsis		LTU	RKV Racing	Maranello / Rotax 125 / Mojo	42.842			9	8	86,971
2	15	Haralds Garkaklis		LAT	Lebester Racing	Gillard / Rotax 125 / Mojo	43.499	0.657	0.657	11	4	85,657
3	621	Georg Vann		EST	R24 Motorsport	CRG / Rotax 125 / Mojo	43.538	0.696	0.039	10	9	85,580
4	16	Mario Haugas	R	EST	Aix Racing	Tony Kart / Rotax 125 / Mojo	44.678	1.836	1.140	10	6	83,397
Rotax Masters												
1	60	Priit Sei		EST	Talvar Racing	Intrepid / Rotax 125 / Mojo	44.762			10	10	83,240
2	619	Vitalijus Gudzenko		LTU	RKV Racing	Maranello / Rotax 125 / Mojo	44.786	0.024	0.024	10	7	83,196
3	601	Normunds Stanevics		LAT	Kika Motorsport	Gillard / Rotax 125 / Mojo	44.949	0.187	0.163	10	7	82,894

RAHA 24 Eesti MV V etapp kardispordis

Rotax Max DD2; Rotax Max DD2 Masters; KZ2

Rapla Karting Circuit 1,035 Km

Rotax Max DD2; Rotax Max DD2 Masters; KZ2 - practice 1 - 8 minutes

22.07.2011 09:50

Practice started at 10:00:35

Lap	Lap Tm	Diff	Time of Day
(605) Simas Juodvirsis			
1	43.430	+0.588	10:02:01.626
2	43.424	+0.582	10:02:45.050
3	43.250	+0.408	10:03:28.300
4	43.135	+0.293	10:04:11.435
5	42.981	+0.139	10:04:54.416
6	45.973	+3.131	10:05:40.389
7	42.969	+0.127	10:06:23.358
8	42.842		10:07:06.200
9	44.729	+1.887	10:07:50.929

Lap	Lap Tm	Diff	Time of Day
(15) Haralds Garkaklis			
1	44.012	+0.513	10:02:01.800
2	43.908	+0.409	10:02:45.708
3	43.540	+0.041	10:03:29.248
4	43.499		10:04:12.747
5	43.705	+0.206	10:04:56.452
6	44.170	+0.671	10:05:40.622
7	43.793	+0.294	10:06:24.415
8	43.705	+0.206	10:07:08.120
9	43.645	+0.146	10:07:51.765
10	43.819	+0.320	10:08:35.584
11	50.327	+6.828	10:09:25.911

Lap	Lap Tm	Diff	Time of Day
(621) Georg Vann			
1	45.436	+1.898	10:02:15.335
2	44.056	+0.518	10:02:59.391
3	44.187	+0.649	10:03:43.578
4	44.016	+0.478	10:04:27.594
5	43.689	+0.151	10:05:11.283
6	44.024	+0.486	10:05:55.307
7	43.672	+0.134	10:06:38.979
8	43.540	+0.002	10:07:22.519
9	43.538		10:08:06.057
10	43.616	+0.078	10:08:49.673

Lap	Lap Tm	Diff	Time of Day
(28) Michail Hancharik			
1	44.303	+0.687	10:02:03.891
2	43.968	+0.352	10:02:47.859
3	43.865	+0.249	10:03:31.724
4	44.425	+0.809	10:04:16.149
5	43.676	+0.060	10:04:59.825
6	44.540	+0.924	10:05:44.365
7	43.992	+0.376	10:06:28.357
8	43.693	+0.077	10:07:12.050
9	43.616		10:07:55.666
10	43.877	+0.261	10:08:39.543
11	49.595	+5.979	10:09:29.138

Lap	Lap Tm	Diff	Time of Day
(16) Mario Haugas			
1	46.649	+1.971	10:02:16.343
2	45.294	+0.616	10:03:01.637
3	45.126	+0.448	10:03:46.763
4	45.203	+0.525	10:04:31.966
5	45.470	+0.792	10:05:17.436
6	44.678		10:06:02.114
7	44.753	+0.075	10:06:46.867
8	45.024	+0.346	10:07:31.891
9	45.160	+0.482	10:08:17.051
10	44.818	+0.140	10:09:01.869

Lap	Lap Tm	Diff	Time of Day
(60) Priit Sei			
1	47.537	+2.775	10:02:18.645
2	46.428	+1.666	10:03:05.073
3	46.348	+1.586	10:03:51.421

Lap	Lap Tm	Diff	Time of Day
4	45.477	+0.715	10:04:36.898
5	45.504	+0.742	10:05:22.402
6	45.000	+0.238	10:06:07.402
7	45.457	+0.695	10:06:52.859
8	46.004	+1.242	10:07:38.863
9	44.877	+0.115	10:08:23.740
10	44.762		10:09:08.502

Lap	Lap Tm	Diff	Time of Day
(619) Vitalijus Gudzenko			
1	46.727	+1.941	10:02:11.002
2	46.156	+1.370	10:02:57.158
3	46.283	+1.497	10:03:43.441
4	46.606	+1.820	10:04:30.047
5	45.948	+1.162	10:05:15.995
6	45.162	+0.376	10:06:01.157
7	44.786		10:06:45.943
8	45.468	+0.682	10:07:31.411
9	44.803	+0.017	10:08:16.214
10	44.915	+0.129	10:09:01.129

Lap	Lap Tm	Diff	Time of Day
(601) Normunds Stanevics			
1	45.750	+0.801	10:02:08.912
2	45.764	+0.815	10:02:54.676
3	45.142	+0.193	10:03:39.818
4	45.282	+0.333	10:04:25.100
5	45.276	+0.327	10:05:10.376
6	45.737	+0.788	10:05:56.113
7	44.949		10:06:41.062
8	45.602	+0.653	10:07:26.664
9	45.418	+0.469	10:08:12.082
10	45.178	+0.229	10:08:57.260

Lap	Lap Tm	Diff	Time of Day
(1) Meelis Meeman			
1	52.405	+6.800	10:02:39.506
2	50.721	+5.116	10:03:30.227
3	59.041	+13.436	10:04:29.268
4	49.852	+4.247	10:05:19.120
5	47.040	+1.435	10:06:06.160
6	46.418	+0.813	10:06:52.578
7	46.613	+1.008	10:07:39.191
8	46.821	+1.216	10:08:26.012
9	45.605		10:09:11.617

Lap	Lap Tm	Diff	Time of Day
(29) Indrek Teppan			
1	1:03.334	+12.330	10:02:57.616
2	58.426	+7.422	10:03:56.042
3	55.625	+4.621	10:04:51.667
4	55.560	+4.556	10:05:47.227
5	52.265	+1.261	10:06:39.492
6	55.132	+4.128	10:07:34.624
7	53.042	+2.038	10:08:27.666
8	51.004		10:09:18.670

RAHA 24 Eesti MV V etapp kardispordis
Sorted on Best Lap time

Rotax Max DD2; Rotax Max DD2 Masters; KZ2

Rapla Karting Circuit 1,035 Km

Rotax Max DD2; Rotax Max DD2 Masters; KZ2 - practice 2 - 8 minutes

22.07.2011 10:50

Practice started at 11:09:43

Pos	No.	Name	R	Nat	Entrant/Race Team	Chassis/Engine/Tyres	Best Tm	Diff	Gap	Laps	In Lap	Best Speed
KZ2												
1	5	Mihkel Maltna		EST	Aix Racing	CRG / TM / Mojo	43.571			6	2	85,516
2	28	Michail Hancharik		BLR	M-Racing	CRG / TM / Mojo	43.664	0.093	0.093	8	2	85,333
3	1	Meelis Meeman	R	EST	Forss Racing	CRG / TM / Mojo	44.817	1.246	1.153	6	6	83,138
4	29	Indrek Teppan		EST	Kartdagö	CRG / Maxter / Mojo	46.200	2.629	1.383	8	8	80,649

Rotax DD2

1	605	Simas Juodvirsis		LTU	RKV Racing	Maranello / Rotax 125 / Mojo	42.861			10	7	86,932
2	2	Mario Vendla		EST	Kartdagö	Birel / Rotax 125 / Mojo	42.862	0.001	0.001	10	8	86,930
3	610	Martins Lapins		LAT	RKV Racing	Energy / Rotax 125 / Mojo	43.082	0.221	0.220	10	6	86,486
4	16	Mario Haugas	R	EST	Aix Racing	Tony Kart / Rotax 125 / Mojo	43.385	0.524	0.303	10	9	85,882
5	11	Tõnis Liigmann		EST	Max Racing	CRG / Rotax 125 / Mojo	43.408	0.547	0.023	10	3	85,837
6	621	Georg Vann		EST	R24 Motorsport	CRG / Rotax 125 / Mojo	43.470	0.609	0.062	9	4	85,714
7	15	Haralds Garkaklis		LAT	Lebester Racing	Gillard / Rotax 125 / Mojo	43.632	0.771	0.162	10	6	85,396
8	46	Kenneth Hildebrand		SWE	AGS Racing	Zanardi / Rotax 125 / Mojo	45.465	2.604	1.833	9	9	81,953

Rotax Masters

1	64	Eke Nurm		EST	AGS Racing	Maddox / Rotax 125 / Mojo	43.885			10	5	84,904
2	97	Anrijs Lembergs		LAT	Kika Motorsport	Gillard / Rotax 125 / Mojo	43.899	0.014	0.014	10	3	84,877
3	601	Normunds Stanevics		LAT	Kika Motorsport	Gillard / Rotax 125 / Mojo	43.902	0.017	0.003	10	7	84,871
4	111	Saulius Pocevicus		LTU	RKV Racing	Maranello / Rotax 125 / Mojo	43.925	0.040	0.023	10	9	84,826
5	60	Priit Sei		EST	Talvar Racing	Intrepid / Rotax 125 / Mojo	44.365	0.480	0.440	9	2	83,985

RAHA 24 Eesti MV V etapp kardisportis

Rotax Max DD2; Rotax Max DD2 Masters; KZ2

Rapla Karting Circuit 1,035 Km

Rotax Max DD2; Rotax Max DD2 Masters; KZ2 - practice 2 - 8 minutes

22.07.2011 10:50

Practice started at 11:09:43

Lap	Lap Tm	Diff	Time of Day
(605) Simas Juodvirsis			
1	43.541	+0.680	11:11:11.495
2	43.145	+0.284	11:11:54.640
3	43.260	+0.399	11:12:37.900
4	54.890	+12.029	11:13:32.790
5	43.817	+0.956	11:14:16.607
6	43.114	+0.253	11:14:59.721
7	42.861		11:15:42.582
8	43.155	+0.294	11:16:25.737
9	43.214	+0.353	11:17:08.951
10	46.161	+3.300	11:17:55.112

Lap	Lap Tm	Diff	Time of Day
(2) Mario Vendla			
1	43.547	+0.685	11:11:10.017
2	43.272	+0.410	11:11:53.289
3	43.006	+0.144	11:12:36.295
4	42.946	+0.084	11:13:19.241
5	43.109	+0.247	11:14:02.350
6	43.310	+0.448	11:14:45.660
7	43.190	+0.328	11:15:28.850
8	42.862		11:16:11.712
9	43.019	+0.157	11:16:54.731
10	42.923	+0.061	11:17:37.654

Lap	Lap Tm	Diff	Time of Day
(610) Martins Lapins			
1	44.210	+1.128	11:11:12.835
2	43.553	+0.471	11:11:56.388
3	43.185	+0.103	11:12:39.573
4	43.360	+0.278	11:13:22.933
5	43.186	+0.104	11:14:06.119
6	43.082		11:14:49.201
7	43.311	+0.229	11:15:32.512
8	43.397	+0.315	11:16:15.909
9	43.270	+0.188	11:16:59.179
10	43.300	+0.218	11:17:42.479

Lap	Lap Tm	Diff	Time of Day
(16) Mario Haugas			
1	44.319	+0.934	11:11:12.597
2	43.961	+0.576	11:11:56.558
3	43.511	+0.126	11:12:40.069
4	43.624	+0.239	11:13:23.693
5	43.589	+0.204	11:14:07.282
6	43.437	+0.052	11:14:50.719
7	43.599	+0.214	11:15:34.318
8	43.402	+0.017	11:16:17.720
9	43.385		11:17:01.105
10	43.481	+0.096	11:17:44.586

Lap	Lap Tm	Diff	Time of Day
(11) Tõnis Liigmann			
1	43.940	+0.532	11:11:11.061
2	43.749	+0.341	11:11:54.810
3	43.408		11:12:38.218
4	43.708	+0.300	11:13:21.926
5	43.481	+0.073	11:14:05.407
6	43.745	+0.337	11:14:49.152
7	43.631	+0.223	11:15:32.783
8	43.418	+0.010	11:16:16.201
9	43.412	+0.004	11:16:59.613
10	43.428	+0.020	11:17:43.041

Lap	Lap Tm	Diff	Time of Day
(621) Georg Vann			
1	43.889	+0.419	11:11:10.707
2	43.624	+0.154	11:11:54.331
3	43.657	+0.187	11:12:37.988
4	43.470		11:13:21.458

Lap	Lap Tm	Diff	Time of Day
5	43.608	+0.138	11:14:05.066
6	43.633	+0.163	11:14:48.699
7	43.474	+0.004	11:15:32.173
8	44.514	+1.044	11:16:16.687
9	48.983	+5.513	11:17:05.670

Lap	Lap Tm	Diff	Time of Day
(5) Mihkel Maltna			
1	43.895	+0.324	11:11:26.464
2	43.571		11:12:10.035
3	43.732	+0.161	11:12:53.767
4	3:14.610	+2:31.039	11:16:08.377
5	1:03.929	+20.358	11:17:12.306
6	52.873	+9.302	11:18:05.179

Lap	Lap Tm	Diff	Time of Day
(15) Haralds Garkaklis			
1	43.934	+0.302	11:11:13.618
2	43.768	+0.136	11:11:57.386
3	43.712	+0.080	11:12:41.098
4	43.794	+0.162	11:13:24.892
5	43.707	+0.075	11:14:08.599
6	43.632		11:14:52.231
7	43.934	+0.302	11:15:36.165
8	43.873	+0.241	11:16:20.038
9	43.683	+0.051	11:17:03.721
10	43.658	+0.026	11:17:47.379

Lap	Lap Tm	Diff	Time of Day
(28) Michail Hancharik			
1	43.931	+0.267	11:11:19.665
2	43.664		11:12:03.329
3	43.700	+0.036	11:12:47.029
4	43.853	+0.189	11:13:30.882
5	43.759	+0.095	11:14:14.641
6	43.920	+0.256	11:14:58.561
7	44.776	+1.112	11:15:43.337
8	1:32.264	+48.600	11:17:15.601

Lap	Lap Tm	Diff	Time of Day
(64) Eke Nurm			
1	45.092	+1.207	11:11:15.360
2	44.142	+0.257	11:11:59.502
3	45.110	+1.225	11:12:44.612
4	44.111	+0.226	11:13:28.723
5	43.885		11:14:12.608
6	44.061	+0.176	11:14:56.669
7	45.398	+1.513	11:15:42.067
8	43.979	+0.094	11:16:26.046
9	43.947	+0.062	11:17:09.993
10	53.897	+10.012	11:18:03.890

Lap	Lap Tm	Diff	Time of Day
(97) Anrijs Lembergs			
1	44.344	+0.445	11:11:13.412
2	44.698	+0.799	11:11:58.110
3	43.899		11:12:42.009
4	44.251	+0.352	11:13:26.260
5	44.660	+0.761	11:14:10.920
6	44.693	+0.794	11:14:55.613
7	43.984	+0.085	11:15:39.597
8	45.985	+2.086	11:16:25.582
9	44.164	+0.265	11:17:09.746
10	52.146	+8.247	11:18:01.892

Lap	Lap Tm	Diff	Time of Day
(601) Normunds Stanevics			
1	44.607	+0.705	11:11:14.477
2	44.254	+0.352	11:11:58.731
3	43.953	+0.051	11:12:42.684
4	44.019	+0.117	11:13:26.703
5	44.384	+0.482	11:14:11.087

Lap	Lap Tm	Diff	Time of Day
6	45.068	+1.166	11:14:56.155
7	43.902		11:15:40.057
8	44.419	+0.517	11:16:24.476
9	44.066	+0.164	11:17:08.542
10	48.800	+4.898	11:17:57.342

Lap	Lap Tm	Diff	Time of Day
(111) Saulius Pocevicus			
1	44.678	+0.753	11:11:15.143
2	44.143	+0.218	11:11:59.286
3	44.263	+0.338	11:12:43.549
4	44.668	+0.743	11:13:28.217
5	44.003	+0.078	11:14:12.220
6	44.142	+0.217	11:14:56.362
7	44.079	+0.154	11:15:40.441
8	44.457	+0.532	11:16:24.898
9	43.925		11:17:08.823
10	49.980	+6.055	11:17:58.803

Lap	Lap Tm	Diff	Time of Day
(60) Priit Sei			
1	45.055	+0.690	11:11:16.275
2	44.365		11:12:00.640
3	44.381	+0.016	11:12:45.021
4	44.443	+0.078	11:13:29.464
5	46.266	+1.901	11:14:15.730
6	45.762	+1.397	11:15:01.492
7	44.874	+0.509	11:15:46.366
8	44.758	+0.393	11:16:31.124
9	44.855	+0.490	11:17:15.979

Lap	Lap Tm	Diff	Time of Day
(1) Meelis Meeman			
1	46.331	+1.514	11:11:29.081
2	1:18.276	+33.459	11:12:47.357
3	47.215	+2.398	11:13:34.572
4	45.137	+0.320	11:14:19.709
5	45.100	+0.283	11:15:04.809
6	44.817		11:15:49.626

Lap	Lap Tm	Diff	Time of Day
(46) Kenneth Hildebrand			
1	50.910	+5.445	11:11:30.891
2	47.869	+2.404	11:12:18.760
3	47.354	+1.889	11:13:06.114
4	46.792	+1.327	11:13:52.906
5	46.973	+1.508	11:14:39.879
6	46.651	+1.186	11:15:26.530
7	47.294	+1.829	11:16:13.824
8	50.344	+4.879	11:17:04.168
9	45.465		11:17:49.633

Lap	Lap Tm	Diff	Time of Day
(29) Indrek Teppan			
1	50.718	+4.518	11:11:34.912
2	50.354	+4.154	11:12:25.266
3	50.324	+4.124	11:13:15.590
4	53.161	+6.961	11:14:08.751
5	54.270	+8.070	11:15:03.021
6	50.595	+4.395	11:15:53.616
7	48.486	+2.286	11:16:42.102
8	46.200		11:17:28.302

RAHA 24 Eesti MV V etapp kardispordis

Sorted on Best Lap time

Rotax Max DD2; Rotax Max DD2 Masters; KZ2

Rapla Karting Circuit 1,035 Km

Rotax Max DD2; Rotax Max DD2 Masters; KZ2 - practice 3 - 8 minutes

22.07.2011 11:50

Practice started at 12:14:54

Pos	No.	Name	R	Nat	Entrant/Race Team	Chassis/Engine/Tyres	Best Tm	Diff	Gap	Laps	In Lap	Best Speed
KZ2												
1	5	Mihkel Maltna		EST	Aix Racing	CRG / TM / Mojo	42.828			8	2	86,999
2	28	Michail Hancharik		BLR	M-Racing	CRG / TM / Mojo	43.625	0.797	0.797	10	2	85,410
3	29	Indrek Teppan		EST	Kartdagö	CRG / Maxter / Mojo					0	-

Rotax DD2

1	2	Mario Vendla		EST	Kartdagö	Birel / Rotax 125 / Mojo	42.727			8	7	87,205
2	610	Martins Lapins		LAT	RKV Racing	Energy / Rotax 125 / Mojo	43.086	0.359	0.359	10	5	86,478
3	11	Tõnis Liigmann		EST	Max Racing	CRG / Rotax 125 / Mojo	43.308	0.581	0.222	11	5	86,035
4	16	Mario Haugas	R	EST	Aix Racing	Tony Kart / Rotax 125 / Mojo	43.314	0.587	0.006	10	5	86,023
5	632	Tristan Viidas	R	EST	Aix Racing	Tony Kart / Rotax 125 / Mojo	43.316	0.589	0.002	10	5	86,019
6	15	Haralds Garkaklis		LAT	Lebester Racing	Gillard / Rotax 125 / Mojo	43.471	0.744	0.155	11	3	85,712
7	46	Kenneth Hildebrand		SWE	AGS Racing	Zanardi / Rotax 125 / Mojo	43.493	0.766	0.022	10	7	85,669
8	14	Antti Rammo		EST	Vihur Team	Tony Kart / Rotax 125 / Mojo	43.831	1.104	0.338	5	3	85,008

Rotax Masters

1	64	Eke Nurm		EST	AGS Racing	Maddox / Rotax 125 / Mojo	43.765			11	10	85,137
2	111	Saulius Pocevicus		LTU	RKV Racing	Maranello / Rotax 125 / Mojo	43.921	0.156	0.156	10	8	84,834
3	97	Anrijs Lembergs		LAT	Kika Motorsport	Gillard / Rotax 125 / Mojo	43.962	0.197	0.041	10	2	84,755
4	601	Normunds Stanevics		LAT	Kika Motorsport	Gillard / Rotax 125 / Mojo	44.142	0.377	0.180	8	5	84,409
5	60	Priit Sei		EST	Talvar Racing	Intrepid / Rotax 125 / Mojo	44.373	0.608	0.231	10	2	83,970
6	67	Argo Tamm		EST	Max Racing	CRG / Rotax 125 / Mojo	44.557	0.792	0.184	6	3	83,623
7	619	Vitalijus Gudzenko		LTU	RKV Racing	Maranello / Rotax 125 / Mojo	44.854	1.089	0.297	10	6	83,070
8	55	Heigo Hummel	R	EST	R24 Motorsport	Tony Kart / Rotax 125 / Mojo	46.194	2.429	1.340	9	3	80,660

Organizer: MAK MTÜ Posted at:

Officialised at:

Orbits

Clerk of the Course: Heikki Hõbemägi

Secretary of race: Ingrid Kiiver-Riisman; Merle Niglas

Official Timing: EAL Timing

Printed: 25.07.2011 16:16:59

RAHA 24 Eesti MV V etapp kardisportis

Rotax Max DD2; Rotax Max DD2 Masters; KZ2

Rapla Karting Circuit 1,035 Km

Rotax Max DD2; Rotax Max DD2 Masters; KZ2 - practice 3 - 8 minutes

22.07.2011 11:50

Practice started at 12:14:54

Lap	Lap Tm	Diff	Time of Day
(2) Mario Vendla			
1	43.011	+0.284	12:16:12.413
2	43.207	+0.480	12:16:55.620
3	42.918	+0.191	12:17:38.538
4	44.580	+1.853	12:18:23.118
5	1:51.283	+1:08.556	12:20:14.401
6	42.757	+0.030	12:20:57.158
7	42.727		12:21:39.885
8	46.942	+4.215	12:22:26.827

Lap	Lap Tm	Diff	Time of Day
(5) Mihkel Maltna			
1	43.614	+0.786	12:16:40.386
2	42.828		12:17:23.214
3	43.004	+0.176	12:18:06.218
4	43.256	+0.428	12:18:49.474
5	43.158	+0.330	12:19:32.632
6	43.302	+0.474	12:20:15.934
7	43.468	+0.640	12:20:59.402
8	48.316	+5.488	12:21:47.718

Lap	Lap Tm	Diff	Time of Day
(610) Martins Lapins			
1	43.153	+0.067	12:16:12.896
2	43.251	+0.165	12:16:56.147
3	43.161	+0.075	12:17:39.308
4	43.141	+0.055	12:18:22.449
5	43.086		12:19:05.535
6	43.193	+0.107	12:19:48.728
7	43.221	+0.135	12:20:31.949
8	43.403	+0.317	12:21:15.352
9	43.333	+0.247	12:21:58.685
10	51.737	+8.651	12:22:50.422

Lap	Lap Tm	Diff	Time of Day
(11) Tõnis Liigmann			
1	43.624	+0.316	12:16:11.519
2	44.124	+0.816	12:16:55.643
3	43.835	+0.527	12:17:39.478
4	43.426	+0.118	12:18:22.904
5	43.308		12:19:06.212
6	43.592	+0.284	12:19:49.804
7	43.450	+0.142	12:20:33.254
8	43.730	+0.422	12:21:16.984
9	43.551	+0.243	12:22:00.535
10	43.440	+0.132	12:22:43.975
11	43.621	+0.313	12:23:27.596

Lap	Lap Tm	Diff	Time of Day
(16) Mario Haugas			
1	43.760	+0.446	12:16:14.244
2	43.592	+0.278	12:16:57.836
3	43.658	+0.344	12:17:41.494
4	43.336	+0.022	12:18:24.830
5	43.314		12:19:08.144
6	45.556	+2.242	12:19:53.700
7	1:32.057	+48.743	12:21:25.757
8	43.569	+0.255	12:22:09.326
9	43.746	+0.432	12:22:53.072
10	47.011	+3.697	12:23:40.083

Lap	Lap Tm	Diff	Time of Day
(632) Tristan Viidas			
1	43.771	+0.455	12:16:37.134
2	43.376	+0.060	12:17:20.510
3	43.407	+0.091	12:18:03.917
4	43.497	+0.181	12:18:47.414
5	43.316		12:19:30.730
6	1:06.754	+23.438	12:20:37.484
7	47.940	+4.624	12:21:25.424

Lap	Lap Tm	Diff	Time of Day
8	43.340	+0.024	12:22:08.764
9	43.331	+0.015	12:22:52.095
10	46.183	+2.867	12:23:38.278

Lap	Lap Tm	Diff	Time of Day
(15) Haralds Garkaliis			
1	44.163	+0.692	12:16:19.529
2	43.863	+0.392	12:17:03.392
3	43.471		12:17:46.863
4	45.746	+2.275	12:18:32.609
5	44.275	+0.804	12:19:16.884
6	43.527	+0.056	12:20:00.411
7	43.767	+0.296	12:20:44.178
8	43.794	+0.323	12:21:27.972
9	43.659	+0.188	12:22:11.631
10	43.626	+0.155	12:22:55.257
11	43.644	+0.173	12:23:38.901

Lap	Lap Tm	Diff	Time of Day
(46) Kenneth Hildebrand			
1	45.258	+1.765	12:16:29.872
2	45.201	+1.708	12:17:15.073
3	44.517	+1.024	12:17:59.590
4	43.986	+0.493	12:18:43.576
5	43.860	+0.367	12:19:27.436
6	43.654	+0.161	12:20:11.090
7	43.493		12:20:54.583
8	54.934	+11.441	12:21:49.517
9	43.597	+0.104	12:22:33.114
10	43.575	+0.082	12:23:16.689

Lap	Lap Tm	Diff	Time of Day
(28) Michail Hancharik			
1	43.901	+0.276	12:16:50.857
2	43.625		12:17:34.482
3	43.836	+0.211	12:18:18.318
4	43.646	+0.021	12:19:01.964
5	43.806	+0.181	12:19:45.770
6	43.751	+0.126	12:20:29.521
7	44.169	+0.544	12:21:13.690
8	45.386	+1.761	12:21:59.076
9	44.072	+0.447	12:22:43.148
10	46.612	+2.987	12:23:29.760

Lap	Lap Tm	Diff	Time of Day
(64) Eke Nurm			
1	44.452	+0.687	12:16:17.740
2	43.960	+0.195	12:17:01.700
3	44.094	+0.329	12:17:45.794
4	44.348	+0.583	12:18:30.142
5	43.874	+0.109	12:19:14.016
6	43.767	+0.002	12:19:57.783
7	43.781	+0.016	12:20:41.564
8	44.469	+0.704	12:21:26.033
9	43.869	+0.104	12:22:09.902
10	43.765		12:22:53.667
11	47.948	+4.183	12:23:41.615

Lap	Lap Tm	Diff	Time of Day
(14) Antti Rammo			
1	3:11.626	+2:27.795	12:18:47.814
2	2:10.473	+1:26.642	12:20:58.287
3	43.831		12:21:42.118
4	44.037	+0.206	12:22:26.155
5	44.191	+0.360	12:23:10.346

Lap	Lap Tm	Diff	Time of Day
(111) Saulius Pocevičius			
1	44.202	+0.281	12:16:23.934
2	44.161	+0.240	12:17:08.095
3	44.870	+0.949	12:17:52.965
4	45.079	+1.158	12:18:38.044

Lap	Lap Tm	Diff	Time of Day
5	44.002	+0.081	12:19:22.046
6	43.957	+0.036	12:20:06.003
7	44.850	+0.929	12:20:50.853
8	43.921		12:21:34.774
9	44.246	+0.325	12:22:19.020
10	44.178	+0.257	12:23:03.198

Lap	Lap Tm	Diff	Time of Day
(97) Anrijs Lembergs			
1	46.835	+2.873	12:16:21.445
2	43.962		12:17:05.407
3	44.031	+0.069	12:17:49.438
4	44.624	+0.662	12:18:34.062
5	45.177	+1.215	12:19:19.239
6	44.966	+1.004	12:20:04.205
7	44.139	+0.177	12:20:48.344
8	44.034	+0.072	12:21:32.378
9	44.534	+0.572	12:22:16.912
10	44.347	+0.385	12:23:01.259

Lap	Lap Tm	Diff	Time of Day
(601) Normunds Stanevics			
1	44.155	+0.013	12:16:15.000
2	44.193	+0.051	12:16:59.193
3	44.877	+0.735	12:17:44.070
4	44.161	+0.019	12:18:28.231
5	44.142		12:19:12.373
6	44.170	+0.028	12:19:56.543
7	44.213	+0.071	12:20:40.756
8	58.902	+14.760	12:21:39.658

Lap	Lap Tm	Diff	Time of Day
(60) Priit Sei			
1	45.355	+0.982	12:16:18.810
2	44.373		12:17:03.183
3	44.579	+0.206	12:17:47.762
4	44.539	+0.166	12:18:32.301
5	45.134	+0.761	12:19:17.435
6	45.021	+0.648	12:20:02.456
7	44.498	+0.125	12:20:46.954
8	44.580	+0.207	12:21:31.534
9	44.827	+0.454	12:22:16.361
10	44.615	+0.242	12:23:00.976

Lap	Lap Tm	Diff	Time of Day
(67) Argo Tamm			
1	45.360	+0.803	12:16:19.039
2	45.395	+0.838	12:17:04.434
3	44.557		12:17:48.991
4	44.645	+0.088	12:18:33.636
5	45.953	+1.396	12:19:19.589
6	50.015	+5.458	12:20:09.604

Lap	Lap Tm	Diff	Time of Day
(619) Vitalijus Gudzenko			
1	45.661	+0.807	12:16:22.499
2	44.971	+0.117	12:17:07.470
3	45.275	+0.421	12:17:52.745
4	45.216	+0.362	12:18:37.961
5	45.162	+0.308	12:19:23.123
6	44.854		12:20:07.977
7	45.218	+0.364	12:20:53.195
8	45.433	+0.579	12:21:38.628
9	45.084	+0.230	12:22:23.712
10	45.018	+0.164	12:23:08.730

Lap	Lap Tm	Diff	Time of Day
(55) Heigo Hummel			
1	48.779	+2.585	12:16:56.645
2	47.707	+1.513	12:17:44.352
3	46.194		12:18:30.546
4	46.745	+0.551	12:19:17.291

RAHA 24 Eesti MV V etapp kardispordis


Rotax Max DD2; Rotax Max DD2 Masters; KZ2

Rapla Karting Circuit 1,035 Km

Rotax Max DD2; Rotax Max DD2 Masters; KZ2 - practice 3 - 8 minutes

22.07.2011 11:50

Practice started at 12:14:54



Lap	Lap Tm	Diff	Time of Day
5	47.822	+1.628	12:20:05.113
6	47.888	+1.694	12:20:53.001
7	46.367	+0.173	12:21:39.368
8	46.652	+0.458	12:22:26.020
9	46.559	+0.365	12:23:12.579

Lap	Lap Tm	Diff	Time of Day
-----	--------	------	-------------

Lap	Lap Tm	Diff	Time of Day
-----	--------	------	-------------

RAHA 24 Eesti MV V etapp kardispordis
Sorted on Best Lap time

Rotax Max DD2; Rotax Max DD2 Masters; KZ2

Rapla Karting Circuit 1,035 Km

Rotax Max DD2; Rotax Max DD2 Masters; KZ2 - practice 4 - 8 minutes

22.07.2011 12:50

Practice started at 13:13:26

Pos	No.	Name	R	Nat	Entrant/Race Team	Chassis/Engine/Tyres	Best Tm	Diff	Gap	Laps	In Lap	Best Speed
KZ2												
1	25	Haralds Slegelmilhs	R	LAT	333	Energy / TM / Mojo	43.708			2	2	85,248
2	28	Michail Hancharik		BLR	M-Racing	CRG / TM / Mojo	43.756	0.048	0.048	7	4	85,154
3	1	Meelis Meeman	R	EST	Forss Racing	CRG / TM / Mojo	44.606	0.898	0.850	6	3	83,531
4	3	Juhan Maltna		EST	Aix Racing	Maranello / TM / Mojo	46.612	2.904	2.006	4	1	79,936

Rotax DD2

1	11	Tõnis Liigmann		EST	Max Racing	CRG / Rotax 125 / Mojo	42.719			8	4	87,221
2	605	Simas Juodvirsis		LTU	RKV Racing	Maranello / Rotax 125 / Mojo	43.000	0.281	0.281	7	3	86,651
3	610	Martins Lapins		LAT	RKV Racing	Energy / Rotax 125 / Mojo	43.033	0.314	0.033	7	3	86,585
4	46	Kenneth Hildebrand		SWE	AGS Racing	Zanardi / Rotax 125 / Mojo	43.136	0.417	0.103	8	7	86,378
5	632	Tristan Viidas	R	EST	Aix Racing	Tony Kart / Rotax 125 / Mojo	43.276	0.557	0.140	8	3	86,099
6	15	Haralds Garkaklis		LAT	Lebester Racing	Gillard / Rotax 125 / Mojo	43.666	0.947	0.390	5	2	85,330
7	16	Mario Haugas	R	EST	Aix Racing	Tony Kart / Rotax 125 / Mojo	43.722	1.003	0.056	8	4	85,220
8	34	Conrad Hildebrand	R	SWE	R24 Motorsport	Tony Kart / Rotax 125 / Mojo	43.729	1.010	0.007	7	2	85,207
9	14	Antti Rammo		EST	Vihur Team	Tony Kart / Rotax 125 / Mojo	43.747	1.028	0.018	5	1	85,172
10	621	Georg Vann		EST	R24 Motorsport	CRG / Rotax 125 / Mojo	47.371	4.652	3.624	6	6	78,656

Rotax Masters

1	64	Eke Nurm		EST	AGS Racing	Maddox / Rotax 125 / Mojo	43.299			7	6	86,053
2	97	Anrijs Lembergs		LAT	Kika Motorsport	Gillard / Rotax 125 / Mojo	43.972	0.673	0.673	7	2	84,736
3	67	Argo Tamm		EST	Max Racing	CRG / Rotax 125 / Mojo	44.400	1.101	0.428	6	5	83,919
4	111	Saulius Pocevicus		LTU	RKV Racing	Maranello / Rotax 125 / Mojo	44.419	1.120	0.019	5	3	83,883
5	60	Priit Sei		EST	Talvar Racing	Intrepid / Rotax 125 / Mojo	44.431	1.132	0.012	7	7	83,860
6	619	Vitalijus Gudzenko		LTU	RKV Racing	Maranello / Rotax 125 / Mojo	44.801	1.502	0.370	6	5	83,168
7	55	Heigo Hummel	R	EST	R24 Motorsport	Tony Kart / Rotax 125 / Mojo	46.757	3.458	1.956	6	6	79,689
8	601	Normunds Stanevics		LAT	Kika Motorsport	Gillard / Rotax 125 / Mojo	2:04.631	21.332	17.874	2	1	29,896

Organizer: MAK MTÜ Posted at:

Officialised at:

Orbits

Clerk of the Course: Heikki Hõbemägi

Secretary of race: Ingrid Kiiver-Riisman; Merle Niglas

Official Timing: EAL Timing

Printed: 25.07.2011 16:17:10

RAHA 24 Eesti MV V etapp kardisportis

Rotax Max DD2; Rotax Max DD2 Masters; KZ2

Rapla Karting Circuit 1,035 Km

Rotax Max DD2; Rotax Max DD2 Masters; KZ2 - practice 4 - 8 minutes

22.07.2011 12:50

Practice started at 13:13:26

Lap	Lap Tm	Diff	Time of Day
-----	--------	------	-------------

(11) Tõnis Liigmann

1	43.007	+0.288	13:15:02.018
2	43.014	+0.295	13:15:45.032
3	42.828	+0.109	13:16:27.860
4	42.719		13:17:10.579
5	42.982	+0.263	13:17:53.561
6	42.854	+0.135	13:18:36.415
7	43.102	+0.383	13:19:19.517
8	45.868	+3.149	13:20:05.385

(605) Simas Juodvirsis

1	43.770	+0.770	13:15:24.966
2	43.154	+0.154	13:16:08.120
3	43.000		13:16:51.120
4	43.428	+0.428	13:17:34.548
5	43.514	+0.514	13:18:18.062
6	43.229	+0.229	13:19:01.291
7	43.226	+0.226	13:19:44.517

(610) Martins Lapins

1	43.736	+0.703	13:15:47.127
2	44.014	+0.981	13:16:31.141
3	43.033		13:17:14.174
4	43.143	+0.110	13:17:57.317
5	43.503	+0.470	13:18:40.820
6	44.125	+1.092	13:19:24.945
7	46.837	+3.804	13:20:11.782

(46) Kenneth Hildebrand

1	44.895	+1.759	13:14:34.332
2	43.526	+0.390	13:15:17.858
3	44.077	+0.941	13:16:01.935
4	43.534	+0.398	13:16:45.469
5	43.315	+0.179	13:17:28.784
6	43.264	+0.128	13:18:12.048
7	43.136		13:18:55.184
8	43.330	+0.194	13:19:38.514

(632) Tristan Viidas

1	43.788	+0.512	13:15:03.132
2	43.400	+0.124	13:15:46.532
3	43.276		13:16:29.808
4	43.497	+0.221	13:17:13.305
5	43.386	+0.110	13:17:56.691
6	43.299	+0.023	13:18:39.990
7	43.516	+0.240	13:19:23.506
8	46.489	+3.213	13:20:09.995

(64) Eke Nurm

1	44.839	+1.540	13:15:23.288
2	43.903	+0.604	13:16:07.191
3	43.505	+0.206	13:16:50.696
4	44.006	+0.707	13:17:34.702
5	43.925	+0.626	13:18:18.627
6	43.299		13:19:01.926
7	43.301	+0.002	13:19:45.227

(15) Haralds Garkaklis

1	43.930	+0.264	13:17:26.842
2	43.666		13:18:10.508
3	43.777	+0.111	13:18:54.285
4	43.705	+0.039	13:19:37.990
5	43.743	+0.077	13:20:21.733

(25) Haralds Slegelmilhs

Lap	Lap Tm	Diff	Time of Day
-----	--------	------	-------------

1	44.574	+0.866	13:18:52.294
2	43.708		13:19:36.002

(16) Mario Haugas

1	43.938	+0.216	13:15:00.833
2	44.400	+0.678	13:15:45.233
3	43.727	+0.005	13:16:28.960
4	43.722		13:17:12.682
5	44.181	+0.459	13:17:56.863
6	43.989	+0.267	13:18:40.852
7	44.437	+0.715	13:19:25.289
8	47.515	+3.793	13:20:12.804

(34) Conrad Hildebrand

1	44.346	+0.617	13:15:45.920
2	43.729		13:16:29.649
3	43.923	+0.194	13:17:13.572
4	43.899	+0.170	13:17:57.471
5	43.935	+0.206	13:18:41.406
6	44.284	+0.555	13:19:25.690
7	49.677	+5.948	13:20:15.367

(14) Antti Rammo

1	43.747		13:17:01.066
2	48.023	+4.276	13:17:49.089
3	44.044	+0.297	13:18:33.133
4	43.940	+0.193	13:19:17.073
5	46.252	+2.505	13:20:03.325

(28) Michail Hancharik

1	44.210	+0.454	13:15:19.782
2	44.154	+0.398	13:16:03.936
3	44.804	+1.048	13:16:48.740
4	43.756		13:17:32.496
5	44.036	+0.280	13:18:16.532
6	47.744	+3.988	13:19:04.276
7	43.991	+0.235	13:19:48.267

(97) Anrijs Lembergs

1	44.112	+0.140	13:15:53.417
2	43.972		13:16:37.389
3	43.996	+0.024	13:17:21.385
4	44.466	+0.494	13:18:05.851
5	44.172	+0.200	13:18:50.023
6	44.642	+0.670	13:19:34.665
7	48.708	+4.736	13:20:23.373

(67) Argo Tamm

1	44.909	+0.509	13:15:28.349
2	45.090	+0.690	13:16:13.439
3	44.462	+0.062	13:16:57.901
4	44.597	+0.197	13:17:42.498
5	44.400		13:18:26.898
6	47.946	+3.546	13:19:14.844

(111) Saulius Pocevicius

1	44.527	+0.108	13:16:58.106
2	44.638	+0.219	13:17:42.744
3	44.419		13:18:27.163
4	44.567	+0.148	13:19:11.730
5	44.579	+0.160	13:19:56.309

(60) Priit Sei

1	44.847	+0.416	13:15:06.419
2	44.668	+0.237	13:15:51.087
3	44.897	+0.466	13:16:35.984

Lap	Lap Tm	Diff	Time of Day
-----	--------	------	-------------

4	44.798	+0.367	13:17:20.782
5	44.954	+0.523	13:18:05.736
6	44.900	+0.469	13:18:50.636
7	44.431		13:19:35.067

(1) Meelis Meeman

1	46.178	+1.572	13:16:33.125
2	45.041	+0.435	13:17:18.166
3	44.606		13:18:02.772
4	44.979	+0.373	13:18:47.751
5	44.617	+0.011	13:19:32.368
6	49.449	+4.843	13:20:21.817

(619) Vitalijus Gudzenko

1	45.220	+0.419	13:16:12.145
2	44.954	+0.153	13:16:57.099
3	44.912	+0.111	13:17:42.011
4	45.623	+0.822	13:18:27.634
5	44.801		13:19:12.435
6	45.546	+0.745	13:19:57.981

(3) Juhan Maltna

1	46.612		13:17:07.348
2	52.272	+5.660	13:17:59.620
3	49.235	+2.623	13:18:48.855
4	51.780	+5.168	13:19:40.635

(55) Heigo Hummel

1	46.954	+0.197	13:16:01.895
2	47.720	+0.963	13:16:49.615
3	46.915	+0.158	13:17:36.530
4	47.036	+0.279	13:18:23.566
5	47.308	+0.551	13:19:10.874
6	46.757		13:19:57.631

(621) Georg Vann

1	54.269	+6.898	13:15:44.287
2	53.137	+5.766	13:16:37.424
3	49.479	+2.108	13:17:26.903
4	48.712	+1.341	13:18:15.615
5	49.420	+2.049	13:19:05.035
6	47.371		13:19:52.406

(601) Normunds Stanevics

1	2:04.631		13:17:30.788
2	2:08.042	+3.411	13:19:38.830

RAHA 24 Eesti MV V etapp kardisportis
Sorted on Best Lap time

Rotax Max DD2; Rotax Max DD2 Masters; KZ2

Rapla Karting Circuit 1,035 Km

Rotax Max DD2; Rotax Max DD2 Masters; KZ2 - practice 5 - 8 minutes

22.07.2011 13:50

Practice started at 14:15:45

Pos	No.	Name	R	Nat	Entrant/Race Team	Chassis/Engine/Tyres	Best Tm	Diff	Gap	Laps	In Lap	Best Speed
KZ2												
1	25	Haralds Slegelmilhs	R	LAT	333	Energy / TM / Mojo	43.317			7	6	86,017
2	5	Mihkel Maltna		EST	Aix Racing	CRG / TM / Mojo	43.414	0.097	0.097	6	3	85,825
3	1	Meelis Meeman	R	EST	Forss Racing	CRG / TM / Mojo	44.121	0.804	0.707	5	5	84,450
4	29	Indrek Teppan		EST	Kartdagö	CRG / Maxter / Mojo	52.250	8.933	8.129	5	2	71,311

Rotax DD2

1	2	Mario Vendla		EST	Kartdagö	Birel / Rotax 125 / Mojo	42.701			6	4	87,258
2	632	Tristan Viidas	R	EST	Aix Racing	Tony Kart / Rotax 125 / Mojo	42.888	0.187	0.187	8	2	86,877
3	605	Simas Juodvirsis		LTU	RKV Racing	Maranello / Rotax 125 / Mojo	43.066	0.365	0.178	4	4	86,518
4	46	Kenneth Hildebrand		SWE	AGS Racing	Zanardi / Rotax 125 / Mojo	43.132	0.431	0.066	8	6	86,386
5	621	Georg Vann		EST	R24 Motorsport	CRG / Rotax 125 / Mojo	43.346	0.645	0.214	5	5	85,959
6	14	Antti Rammo		EST	Vihur Team	Tony Kart / Rotax 125 / Mojo	43.351	0.650	0.005	8	5	85,950
7	15	Haralds Garkaklis		LAT	Lebester Racing	Gillard / Rotax 125 / Mojo	43.466	0.765	0.115	6	3	85,722
8	16	Mario Haugas	R	EST	Aix Racing	Tony Kart / Rotax 125 / Mojo	43.535	0.834	0.069	8	5	85,586
9	34	Conrad Hildebrand	R	SWE	R24 Motorsport	Tony Kart / Rotax 125 / Mojo	43.850	1.149	0.315	5	3	84,971

Rotax Masters

1	64	Eke Nurm		EST	AGS Racing	Maddox / Rotax 125 / Mojo	43.326			7	7	85,999
2	111	Saulius Pocevicus		LTU	RKV Racing	Maranello / Rotax 125 / Mojo	43.809	0.483	0.483	4	3	85,051
3	601	Normunds Stanevics		LAT	Kika Motorsport	Gillard / Rotax 125 / Mojo	43.852	0.526	0.043	8	2	84,968
4	97	Anrijs Lembergs		LAT	Kika Motorsport	Gillard / Rotax 125 / Mojo	43.869	0.543	0.017	8	2	84,935
5	60	Priit Sei		EST	Talvar Racing	Intrepid / Rotax 125 / Mojo	44.287	0.961	0.418	7	7	84,133
6	619	Vitalijus Gudzenko		LTU	RKV Racing	Maranello / Rotax 125 / Mojo	44.617	1.291	0.330	4	3	83,511
7	55	Heigo Hummel	R	EST	R24 Motorsport	Tony Kart / Rotax 125 / Mojo	45.862	2.536	1.245	4	4	81,244

RAHA 24 Eesti MV V etapp kardisportis

Rotax Max DD2; Rotax Max DD2 Masters; KZ2

Rapla Karting Circuit 1,035 Km

Rotax Max DD2; Rotax Max DD2 Masters; KZ2 - practice 5 - 8 minutes

22.07.2011 13:50

Practice started at 14:15:45

Lap	Lap Tm	Diff	Time of Day
(2) Mario Vendla			
1	43.064	+0.363	14:18:09.666
2	43.103	+0.402	14:18:52.769
3	43.637	+0.936	14:19:36.406
4	42.701		14:20:19.107
5	43.357	+0.656	14:21:02.464
6	45.635	+2.934	14:21:48.099

Lap	Lap Tm	Diff	Time of Day
(632) Tristan Viidas			
1	43.072	+0.184	14:16:31.046
2	42.888		14:17:13.934
3	42.956	+0.068	14:17:56.890
4	43.210	+0.322	14:18:40.100
5	42.912	+0.024	14:19:23.012
6	43.023	+0.135	14:20:06.035
7	43.321	+0.433	14:20:49.356
8	43.050	+0.162	14:21:32.406

Lap	Lap Tm	Diff	Time of Day
(605) Simas Juodvirsis			
1	43.207	+0.141	14:19:12.439
2	43.201	+0.135	14:19:55.640
3	44.399	+1.333	14:20:40.039
4	43.066		14:21:23.105

Lap	Lap Tm	Diff	Time of Day
(46) Kenneth Hildebrand			
1	43.340	+0.208	14:16:34.344
2	43.204	+0.072	14:17:17.548
3	43.233	+0.101	14:18:00.781
4	43.284	+0.152	14:18:44.065
5	43.272	+0.140	14:19:27.337
6	43.132		14:20:10.469
7	43.713	+0.581	14:20:54.182
8	47.248	+4.116	14:21:41.430

Lap	Lap Tm	Diff	Time of Day
(25) Haralds Slegelmilhs			
1	43.956	+0.639	14:16:38.107
2	43.684	+0.367	14:17:21.791
3	44.313	+0.996	14:18:06.104
4	52.594	+9.277	14:18:58.698
5	43.891	+0.574	14:19:42.589
6	43.317		14:20:25.906
7	43.473	+0.156	14:21:09.379

Lap	Lap Tm	Diff	Time of Day
(64) Eke Nurm			
1	43.451	+0.125	14:16:38.442
2	49.856	+6.530	14:17:28.298
3	43.828	+0.502	14:18:12.126
4	43.786	+0.460	14:18:55.912
5	43.775	+0.449	14:19:39.687
6	43.469	+0.143	14:20:23.156
7	43.326		14:21:06.482

Lap	Lap Tm	Diff	Time of Day
(621) Georg Vann			
1	44.109	+0.763	14:18:28.190
2	43.628	+0.282	14:19:11.818
3	43.581	+0.235	14:19:55.399
4	43.392	+0.046	14:20:38.791
5	43.346		14:21:22.137

Lap	Lap Tm	Diff	Time of Day
(14) Antti Rammo			
1	43.576	+0.225	14:16:32.289
2	43.480	+0.129	14:17:15.769
3	43.649	+0.298	14:17:59.418
4	43.593	+0.242	14:18:43.011
5	43.351		14:19:26.362

Lap	Lap Tm	Diff	Time of Day
6	43.578	+0.227	14:20:09.940
7	44.010	+0.659	14:20:53.950
8	46.113	+2.762	14:21:40.063

Lap	Lap Tm	Diff	Time of Day
(5) Mihkel Maltna			
1	44.124	+0.710	14:17:48.592
2	43.480	+0.066	14:18:32.072
3	43.414		14:19:15.486
4	43.545	+0.131	14:19:59.031
5	43.494	+0.080	14:20:42.525
6	43.568	+0.154	14:21:26.093

Lap	Lap Tm	Diff	Time of Day
(15) Haralds Garkaklis			
1	43.612	+0.146	14:17:54.360
2	44.260	+0.794	14:18:38.620
3	43.466		14:19:22.086
4	43.606	+0.140	14:20:05.692
5	43.938	+0.472	14:20:49.630
6	43.507	+0.041	14:21:33.137

Lap	Lap Tm	Diff	Time of Day
(16) Mario Haugas			
1	43.734	+0.199	14:16:35.065
2	43.549	+0.014	14:17:18.614
3	44.115	+0.580	14:18:02.729
4	43.695	+0.160	14:18:46.424
5	43.535		14:19:29.959
6	43.566	+0.031	14:20:13.525
7	43.588	+0.053	14:20:57.113
8	46.633	+3.098	14:21:43.746

Lap	Lap Tm	Diff	Time of Day
(111) Saulius Pocevicius			
1	43.865	+0.056	14:19:07.790
2	44.331	+0.522	14:19:52.121
3	43.809		14:20:35.930
4	44.057	+0.248	14:21:19.987

Lap	Lap Tm	Diff	Time of Day
(34) Conrad Hildebrand			
1	43.879	+0.029	14:18:11.764
2	44.628	+0.778	14:18:56.392
3	43.850		14:19:40.242
4	53.145	+9.295	14:20:33.387
5	44.255	+0.405	14:21:17.642

Lap	Lap Tm	Diff	Time of Day
(601) Normunds Stanevics			
1	44.122	+0.270	14:16:35.941
2	43.852		14:17:19.793
3	44.248	+0.396	14:18:04.041
4	45.416	+1.564	14:18:49.457
5	44.371	+0.519	14:19:33.828
6	44.358	+0.506	14:20:18.186
7	44.465	+0.613	14:21:02.651
8	48.134	+4.282	14:21:50.785

Lap	Lap Tm	Diff	Time of Day
(97) Anrijs Lembergs			
1	44.131	+0.262	14:16:37.737
2	43.869		14:17:21.606
3	44.268	+0.399	14:18:05.874
4	45.029	+1.160	14:18:50.903
5	44.126	+0.257	14:19:35.029
6	44.656	+0.787	14:20:19.685
7	44.079	+0.210	14:21:03.764
8	48.060	+4.191	14:21:51.824

Lap	Lap Tm	Diff	Time of Day
(1) Meelis Meeman			
1	44.644	+0.523	14:18:33.852
2	44.252	+0.131	14:19:18.104

Lap	Lap Tm	Diff	Time of Day
3	44.334	+0.213	14:20:02.438
4	44.411	+0.290	14:20:46.849
5	44.121		14:21:30.970

Lap	Lap Tm	Diff	Time of Day
(60) Prit Sei			
1	44.800	+0.513	14:16:36.993
2	44.316	+0.029	14:17:21.309
3	45.473	+1.186	14:18:06.782
4	44.639	+0.352	14:18:51.421
5	45.488	+1.201	14:19:36.909
6	44.631	+0.344	14:20:21.540
7	44.287		14:21:05.827

Lap	Lap Tm	Diff	Time of Day
(619) Vitalijus Gudzenko			
1	45.335	+0.718	14:19:03.409
2	45.149	+0.532	14:19:48.558
3	44.617		14:20:33.175
4	46.390	+1.773	14:21:19.565

Lap	Lap Tm	Diff	Time of Day
(55) Heigo Hummel			
1	46.922	+1.060	14:18:51.123
2	48.878	+3.016	14:19:40.001
3	45.891	+0.029	14:20:25.892
4	45.862		14:21:11.754

Lap	Lap Tm	Diff	Time of Day
(29) Indrek Teppan			
1	53.069	+0.819	14:17:00.441
2	52.250		14:17:52.691
3	1:02.853	+10.603	14:18:55.544
4	1:09.934	+17.684	14:20:05.478
5	54.171	+1.921	14:20:59.649

RAHA 24 Eesti MV V etapp kardispordis
Sorted on Best Lap time

Rotax Max DD2; Rotax Max DD2 Masters; KZ2

Rapla Karting Circuit 1,035 Km

Rotax Max DD2; Rotax Max DD2 Masters; KZ2 - practice 6 - 8 minutes

22.07.2011 14:50

Practice started at 15:07:17

Pos	No.	Name	R	Nat	Entrant/Race Team	Chassis/Engine/Tyres	Best Tm	Diff	Gap	Laps	In Lap	Best Speed
KZ2												
1	25	Haralds Slegelmilhs	R	LAT	333	Energy / TM / Mojo	43.167			8	6	86,316
2	5	Mihkel Maltna		EST	Aix Racing	CRG / TM / Mojo	43.453	0.286	0.286	6	4	85,748
3	28	Michail Hancharik		BLR	M-Racing	CRG / TM / Mojo	43.552	0.385	0.099	8	7	85,553
4	1	Meelis Meeman	R	EST	Forss Racing	CRG / TM / Mojo	44.148	0.981	0.596	7	5	84,398
5	29	Indrek Teppan		EST	Kartdagö	CRG / Maxter / Mojo	44.255	1.088	0.107	7	6	84,194

Rotax DD2

1	610	Martins Lapins		LAT	RKV Racing	Energy / Rotax 125 / Mojo	42.726			9	6	87,207
2	11	Tõnis Liigmann		EST	Max Racing	CRG / Rotax 125 / Mojo	42.779	0.053	0.053	9	4	87,099
3	632	Tristan Viidas	R	EST	Aix Racing	Tony Kart / Rotax 125 / Mojo	42.890	0.164	0.111	7	2	86,873
4	16	Mario Haugas	R	EST	Aix Racing	Tony Kart / Rotax 125 / Mojo	42.980	0.254	0.090	8	3	86,691
5	621	Georg Vann		EST	R24 Motorsport	CRG / Rotax 125 / Mojo	43.101	0.375	0.121	8	5	86,448
6	46	Kenneth Hildebrand		SWE	AGS Racing	Zanardi / Rotax 125 / Mojo	43.293	0.567	0.192	4	2	86,065
7	15	Haralds Garkaklis		LAT	Lebester Racing	Gillard / Rotax 125 / Mojo	43.317	0.591	0.024	8	7	86,017
8	14	Antti Rammo		EST	Vihur Team	Tony Kart / Rotax 125 / Mojo	43.320	0.594	0.003	8	7	86,011
9	34	Conrad Hildebrand	R	SWE	R24 Motorsport	Tony Kart / Rotax 125 / Mojo	43.567	0.841	0.247	8	6	85,523

Rotax Masters

1	64	Eke Nurm		EST	AGS Racing	Maddox / Rotax 125 / Mojo	43.405			7	4	85,843
2	111	Saulius Pocevicus		LTU	RKV Racing	Maranello / Rotax 125 / Mojo	43.439	0.034	0.034	8	4	85,775
3	97	Anrijs Lembergs		LAT	Kika Motorsport	Gillard / Rotax 125 / Mojo	43.745	0.340	0.306	8	5	85,175
4	67	Argo Tamm		EST	Max Racing	CRG / Rotax 125 / Mojo	44.446	1.041	0.701	6	2	83,832
5	60	Priit Sei		EST	Talvar Racing	Intrepid / Rotax 125 / Mojo	44.870	1.465	0.424	1	1	83,040
6	55	Heigo Hummel	R	EST	R24 Motorsport	Tony Kart / Rotax 125 / Mojo	45.486	2.081	0.616	8	6	81,915

Organizer: MAK MTÜ Posted at:

Officialised at:

Orbits

Clerk of the Course: Heikki Hõbemägi

Secretary of race: Ingrid Kiiver-Riisman; Merle Niglas

Official Timing: EAL Timing

Printed: 25.07.2011 16:17:35

RAHA 24 Eesti MV V etapp kardisportis

Rotax Max DD2; Rotax Max DD2 Masters; KZ2

Rapla Karting Circuit 1,035 Km

Rotax Max DD2; Rotax Max DD2 Masters; KZ2 - practice 6 - 8 minutes

22.07.2011 14:50

Practice started at 15:07:17

Lap	Lap Tm	Diff	Time of Day
(610) Martins Lapins			
1	43.151	+0.425	15:08:35.161
2	42.740	+0.014	15:09:17.901
3	42.763	+0.037	15:10:00.664
4	42.847	+0.121	15:10:43.511
5	42.820	+0.094	15:11:26.331
6	42.726		15:12:09.057
7	43.095	+0.369	15:12:52.152
8	42.882	+0.156	15:13:35.034
9	47.069	+4.343	15:14:22.103

Lap	Lap Tm	Diff	Time of Day
(11) Tõnis Liigmann			
1	42.919	+0.140	15:08:37.426
2	42.796	+0.017	15:09:20.222
3	42.922	+0.143	15:10:03.144
4	42.779		15:10:45.923
5	42.885	+0.106	15:11:28.808
6	42.852	+0.073	15:12:11.660
7	42.934	+0.155	15:12:54.594
8	43.036	+0.257	15:13:37.630
9	47.680	+4.901	15:14:25.310

Lap	Lap Tm	Diff	Time of Day
(632) Tristan Viidas			
1	43.175	+0.285	15:08:35.908
2	42.890		15:09:18.798
3	42.943	+0.053	15:10:01.741
4	42.929	+0.039	15:10:44.670
5	42.931	+0.041	15:11:27.601
6	42.900	+0.010	15:12:10.501
7	45.449	+2.559	15:12:55.950

Lap	Lap Tm	Diff	Time of Day
(16) Mario Haugas			
1	43.356	+0.376	15:08:38.560
2	43.161	+0.181	15:09:21.721
3	42.980		15:10:04.701
4	43.143	+0.163	15:10:47.844
5	43.259	+0.279	15:11:31.103
6	43.321	+0.341	15:12:14.424
7	43.073	+0.093	15:12:57.497
8	43.216	+0.236	15:13:40.713

Lap	Lap Tm	Diff	Time of Day
(621) Georg Vann			
1	43.748	+0.647	15:09:03.311
2	43.227	+0.126	15:09:46.538
3	43.196	+0.095	15:10:29.734
4	43.154	+0.053	15:11:12.888
5	43.101		15:11:55.989
6	43.210	+0.109	15:12:39.199
7	44.164	+1.063	15:13:23.363
8	43.217	+0.116	15:14:06.580

Lap	Lap Tm	Diff	Time of Day
(25) Haralds Slegelmilhs			
1	43.941	+0.774	15:09:06.892
2	44.097	+0.930	15:09:50.989
3	43.502	+0.335	15:10:34.491
4	43.226	+0.059	15:11:17.717
5	43.233	+0.066	15:12:00.950
6	43.167		15:12:44.117
7	43.335	+0.168	15:13:27.452
8	51.071	+7.904	15:14:18.523

Lap	Lap Tm	Diff	Time of Day
(46) Kenneth Hildebrand			
1	44.227	+0.934	15:08:37.706
2	43.293		15:09:20.999
3	48.078	+4.785	15:10:09.077

Lap	Lap Tm	Diff	Time of Day
(15) Haralds Garkaklis			
1	44.696	+1.379	15:08:39.649
2	43.588	+0.271	15:09:23.237
3	43.389	+0.072	15:10:06.626
4	43.778	+0.461	15:10:50.404
5	43.523	+0.206	15:11:33.927
6	43.340	+0.023	15:12:17.267
7	43.317		15:13:00.584
8	43.441	+0.124	15:13:44.025

Lap	Lap Tm	Diff	Time of Day
(14) Antti Rammo			
1	43.705	+0.385	15:08:39.256
2	43.394	+0.074	15:09:22.650
3	43.422	+0.102	15:10:06.072
4	43.330	+0.010	15:10:49.402
5	43.402	+0.082	15:11:32.804
6	43.374	+0.054	15:12:16.178
7	43.320		15:12:59.498
8	43.368	+0.048	15:13:42.866

Lap	Lap Tm	Diff	Time of Day
(64) Eke Nurm			
1	43.783	+0.378	15:08:56.722
2	43.848	+0.443	15:09:40.570
3	43.700	+0.295	15:10:24.270
4	43.405		15:11:07.675
5	43.968	+0.563	15:11:51.643
6	43.892	+0.487	15:12:35.535
7	51.405	+8.000	15:13:26.940

Lap	Lap Tm	Diff	Time of Day
(111) Saulius Pocevicius			
1	44.277	+0.838	15:08:43.144
2	43.724	+0.285	15:09:26.868
3	44.023	+0.584	15:10:10.891
4	43.439		15:10:54.330
5	43.452	+0.013	15:11:37.782
6	44.210	+0.771	15:12:21.992
7	43.647	+0.208	15:13:05.639
8	44.094	+0.655	15:13:49.733

Lap	Lap Tm	Diff	Time of Day
(5) Mihkel Maltna			
1	43.534	+0.081	15:09:45.523
2	49.458	+6.005	15:10:34.981
3	43.804	+0.351	15:11:18.785
4	43.453		15:12:02.238
5	43.552	+0.099	15:12:45.790
6	47.707	+4.254	15:13:33.497

Lap	Lap Tm	Diff	Time of Day
(28) Michail Hancharik			
1	44.115	+0.563	15:08:48.400
2	44.550	+0.998	15:09:32.950
3	43.832	+0.280	15:10:16.782
4	43.711	+0.159	15:11:00.493
5	43.706	+0.154	15:11:44.199
6	43.814	+0.262	15:12:28.013
7	43.552		15:13:11.565
8	43.654	+0.102	15:13:55.219

Lap	Lap Tm	Diff	Time of Day
(34) Conrad Hildebrand			
1	1:00.508	+16.941	15:08:59.621
2	44.192	+0.625	15:09:43.813
3	44.226	+0.659	15:10:28.039
4	43.821	+0.254	15:11:11.860
5	43.633	+0.066	15:11:55.493
6	43.567		15:12:39.060

Lap	Lap Tm	Diff	Time of Day
7	44.570	+1.003	15:13:23.630
8	43.623	+0.056	15:14:07.253

Lap	Lap Tm	Diff	Time of Day
(97) Anrijs Lembergs			
1	45.222	+1.477	15:08:44.936
2	44.044	+0.299	15:09:28.980
3	44.139	+0.394	15:10:13.119
4	43.978	+0.233	15:10:57.097
5	43.745		15:11:40.842
6	51.105	+7.360	15:12:31.947
7	43.796	+0.051	15:13:15.743
8	44.262	+0.517	15:14:00.005

Lap	Lap Tm	Diff	Time of Day
(1) Meelis Meeman			
1	44.777	+0.629	15:08:49.596
2	45.218	+1.070	15:09:34.814
3	45.580	+1.432	15:10:20.394
4	44.275	+0.127	15:11:04.669
5	44.148		15:11:48.817
6	44.256	+0.108	15:12:33.073
7	50.250	+6.102	15:13:23.323

Lap	Lap Tm	Diff	Time of Day
(29) Indrek Teppan			
1	51.648	+7.393	15:09:05.967
2	45.840	+1.585	15:09:51.807
3	44.939	+0.684	15:10:36.746
4	47.328	+3.073	15:11:24.074
5	44.520	+0.265	15:12:08.594
6	44.255		15:12:52.849
7	45.575	+1.320	15:13:38.424

Lap	Lap Tm	Diff	Time of Day
(67) Argo Tamm			
1	44.714	+0.268	15:08:58.847
2	44.446		15:09:43.293
3	44.613	+0.167	15:10:27.906
4	44.568	+0.122	15:11:12.474
5	44.759	+0.313	15:11:57.233
6	49.292	+4.846	15:12:46.525

Lap	Lap Tm	Diff	Time of Day
(60) Priit Sei			
1	44.870		15:08:41.761

Lap	Lap Tm	Diff	Time of Day
(55) Heigo Hummel			
1	49.050	+3.564	15:08:47.779
2	46.736	+1.250	15:09:34.515
3	46.564	+1.078	15:10:21.079
4	45.607	+0.121	15:11:06.686
5	46.031	+0.545	15:11:52.717
6	45.486		15:12:38.203
7	46.190	+0.704	15:13:24.393
8	46.002	+0.516	15:14:10.395

RAHA 24 Eesti MV V etapp kardispordis

Sorted on Best Lap time

Rotax Max DD2; Rotax Max DD2 Masters; KZ2

Rapla Karting Circuit 1,035 Km

Rotax Max DD2; Rotax Max DD2 Masters; KZ2 - practice 7 - 8 minutes

22.07.2011 15:50

Practice started at 15:55:43

Pos	No.	Name	R	Nat	Entrant/Race Team	Chassis/Engine/Tyres	Best Tm	Diff	Gap	Laps	In Lap	Best Speed
KZ2												
1	28	Michail Hancharik		BLR	M-Racing	CRG / TM / Mojo	43.937			8	2	84,803
2	1	Meelis Meeman	R	EST	Forss Racing	CRG / TM / Mojo	44.161	0.224	0.224	6	4	84,373
3	29	Indrek Teppan		EST	Kartdagö	CRG / Maxter / Mojo	45.247	1.310	1.086	6	3	82,348
Rotax DD2												
1	621	Georg Vann		EST	R24 Motorsport	CRG / Rotax 125 / Mojo	42.782			6	3	87,093
2	11	Tõnis Liigmann		EST	Max Racing	CRG / Rotax 125 / Mojo	42.974	0.192	0.192	8	2	86,704
3	632	Tristan Viidas	R	EST	Aix Racing	Tony Kart / Rotax 125 / Mojo	42.983	0.201	0.009	9	4	86,685
4	610	Martins Lapins		LAT	RKV Racing	Energy / Rotax 125 / Mojo	42.984	0.202	0.001	9	7	86,683
5	605	Simas Juodvirsis		LTU	RKV Racing	Maranello / Rotax 125 / Mojo	43.006	0.224	0.022	6	4	86,639
6	16	Mario Haugas	R	EST	Aix Racing	Tony Kart / Rotax 125 / Mojo	43.209	0.427	0.203	9	6	86,232
7	14	Antti Rammo		EST	Vihur Team	Tony Kart / Rotax 125 / Mojo	43.265	0.483	0.056	9	8	86,120
8	15	Haralds Garkaklis		LAT	Lebester Racing	Gillard / Rotax 125 / Mojo	43.271	0.489	0.006	9	5	86,108
9	46	Kenneth Hildebrand		SWE	AGS Racing	Zanardi / Rotax 125 / Mojo	43.636	0.854	0.365	5	3	85,388
Rotax Masters												
1	64	Eke Nurm		EST	AGS Racing	Maddox / Rotax 125 / Mojo	43.548			7	3	85,561
2	111	Saulius Pocevicus		LTU	RKV Racing	Maranello / Rotax 125 / Mojo	43.710	0.162	0.162	9	5	85,244
3	619	Vitalijus Gudzenko		LTU	RKV Racing	Maranello / Rotax 125 / Mojo	43.859	0.311	0.149	7	5	84,954
4	97	Anrijs Lembergs		LAT	Kika Motorsport	Gillard / Rotax 125 / Mojo	43.944	0.396	0.085	9	7	84,790
5	67	Argo Tamm		EST	Max Racing	CRG / Rotax 125 / Mojo	44.439	0.891	0.495	5	2	83,845
6	60	Priit Sei		EST	Talvar Racing	Intrepid / Rotax 125 / Mojo	44.493	0.945	0.054	8	4	83,744
7	55	Heigo Hummel	R	EST	R24 Motorsport	Tony Kart / Rotax 125 / Mojo	45.364	1.816	0.871	7	5	82,136

Organizer: MAK MTÜ Posted at:

Officialised at:

Orbits

Clerk of the Course: Heikki Hõbemägi

Secretary of race: Ingrid Kiiver-Riisman; Merle Niglas

Official Timing: EAL Timing

Printed: 25.07.2011 16:17:46

RAHA 24 Eesti MV V etapp kardisportis

Rotax Max DD2; Rotax Max DD2 Masters; KZ2

Rapla Karting Circuit 1,035 Km

Rotax Max DD2; Rotax Max DD2 Masters; KZ2 - practice 7 - 8 minutes

22.07.2011 15:50

Practice started at 15:55:43

Lap	Lap Tm	Diff	Time of Day
(621) Georg Vann			
1	43.332	+0.550	15:59:04.699
2	42.823	+0.041	15:59:47.522
3	42.782		16:00:30.304
4	49.512	+6.730	16:01:19.816
5	42.898	+0.116	16:02:02.714
6	43.553	+0.771	16:02:46.267

Lap	Lap Tm	Diff	Time of Day
(11) Tõnis Liigmann			
1	43.414	+0.440	15:57:23.417
2	42.974		15:58:06.391
3	57.361	+14.387	15:59:03.752
4	43.143	+0.169	15:59:46.895
5	43.722	+0.748	16:00:30.617
6	44.369	+1.395	16:01:14.986
7	43.132	+0.158	16:01:58.118
8	51.217	+8.243	16:02:49.335

Lap	Lap Tm	Diff	Time of Day
(632) Tristan Viidas			
1	43.162	+0.179	15:56:30.058
2	43.598	+0.615	15:57:13.656
3	43.991	+1.008	15:57:57.647
4	42.983		15:58:40.630
5	43.034	+0.051	15:59:23.664
6	43.020	+0.037	16:00:06.684
7	43.112	+0.129	16:00:49.796
8	43.025	+0.042	16:01:32.821
9	45.486	+2.503	16:02:18.307

Lap	Lap Tm	Diff	Time of Day
(610) Martins Lapins			
1	43.101	+0.117	15:56:30.608
2	43.325	+0.341	15:57:13.933
3	43.171	+0.187	15:57:57.104
4	43.039	+0.055	15:58:40.143
5	43.765	+0.781	15:59:23.908
6	43.399	+0.415	16:00:07.307
7	42.984		16:00:50.291
8	43.042	+0.058	16:01:33.333
9	43.891	+0.907	16:02:17.224

Lap	Lap Tm	Diff	Time of Day
(605) Simas Juodvirsis			
1	2:36.143	+1:53.137	15:59:23.408
2	44.231	+1.225	16:00:07.639
3	43.088	+0.082	16:00:50.727
4	43.006		16:01:33.733
5	43.232	+0.226	16:02:16.965
6	43.663	+0.657	16:03:00.628

Lap	Lap Tm	Diff	Time of Day
(16) Mario Haugas			
1	43.425	+0.216	15:57:03.747
2	43.431	+0.222	15:57:47.178
3	43.348	+0.139	15:58:30.526
4	43.521	+0.312	15:59:14.047
5	43.281	+0.072	15:59:57.328
6	43.209		16:00:40.537
7	43.257	+0.048	16:01:23.794
8	43.258	+0.049	16:02:07.052
9	49.842	+6.633	16:02:56.894

Lap	Lap Tm	Diff	Time of Day
(14) Antti Rammo			
1	43.601	+0.336	15:56:31.901
2	43.448	+0.183	15:57:15.349
3	43.468	+0.203	15:57:58.817
4	43.308	+0.043	15:58:42.125
5	43.376	+0.111	15:59:25.501

Lap	Lap Tm	Diff	Time of Day
6	43.298	+0.033	16:00:08.799
7	43.433	+0.168	16:00:52.232
8	43.265		16:01:35.497
9	43.335	+0.070	16:02:18.832

Lap	Lap Tm	Diff	Time of Day
(15) Haralds Garkaklis			
1	43.340	+0.069	15:56:45.619
2	43.294	+0.023	15:57:28.913
3	43.565	+0.294	15:58:12.478
4	43.473	+0.202	15:58:55.951
5	43.271		15:59:39.222
6	43.730	+0.459	16:00:22.952
7	43.625	+0.354	16:01:06.577
8	44.351	+1.080	16:01:50.928
9	46.867	+3.596	16:02:37.795

Lap	Lap Tm	Diff	Time of Day
(64) Eke Nurm			
1	43.754	+0.206	15:56:35.423
2	43.747	+0.199	15:57:19.170
3	43.548		15:58:02.718
4	48.506	+4.958	15:58:51.224
5	43.626	+0.078	15:59:34.850
6	44.942	+1.394	16:00:19.792
7	45.583	+2.035	16:01:05.375

Lap	Lap Tm	Diff	Time of Day
(46) Kenneth Hildebrand			
1	43.868	+0.232	15:56:33.706
2	43.686	+0.050	15:57:17.392
3	43.636		15:58:01.028
4	46.041	+2.405	15:58:47.069
5	1:26.914	+43.278	16:00:13.983

Lap	Lap Tm	Diff	Time of Day
(111) Saulius Pocevicius			
1	43.805	+0.095	15:56:53.152
2	43.870	+0.160	15:57:37.022
3	44.734	+1.024	15:58:21.756
4	43.783	+0.073	15:59:05.539
5	43.710		15:59:49.249
6	44.403	+0.693	16:00:33.652
7	44.108	+0.398	16:01:17.760
8	43.771	+0.061	16:02:01.531
9	58.308	+14.598	16:02:59.839

Lap	Lap Tm	Diff	Time of Day
(619) Vitalijus Gudzenko			
1	44.372	+0.513	15:58:10.089
2	44.706	+0.847	15:58:54.795
3	44.174	+0.315	15:59:38.969
4	44.306	+0.447	16:00:23.275
5	43.859		16:01:07.134
6	44.440	+0.581	16:01:51.574
7	52.453	+8.594	16:02:44.027

Lap	Lap Tm	Diff	Time of Day
(28) Michail Hancharik			
1	44.022	+0.085	15:57:32.891
2	43.937		15:58:16.828
3	43.947	+0.010	15:59:00.775
4	44.018	+0.081	15:59:44.793
5	44.245	+0.308	16:00:29.038
6	43.958	+0.021	16:01:12.996
7	44.050	+0.113	16:01:57.046
8	51.607	+7.670	16:02:48.653

Lap	Lap Tm	Diff	Time of Day
(97) Anrijs Lembergs			
1	44.374	+0.430	15:56:33.471
2	44.577	+0.633	15:57:18.048
3	44.209	+0.265	15:58:02.257

Lap	Lap Tm	Diff	Time of Day
4	44.231	+0.287	15:58:46.488
5	44.171	+0.227	15:59:30.659
6	44.319	+0.375	16:00:14.978
7	43.944		16:00:58.922
8	44.335	+0.391	16:01:43.257
9	43.985	+0.041	16:02:27.242

Lap	Lap Tm	Diff	Time of Day
(1) Meelis Meeman			
1	44.969	+0.808	15:59:08.234
2	44.622	+0.461	15:59:52.856
3	44.398	+0.237	16:00:37.254
4	44.161		16:01:21.415
5	44.247	+0.086	16:02:05.662
6	49.341	+5.180	16:02:55.003

Lap	Lap Tm	Diff	Time of Day
(67) Argo Tamm			
1	44.930	+0.491	15:56:43.730
2	44.439		15:57:28.169
3	45.380	+0.941	15:58:13.549
4	45.271	+0.832	15:58:58.820
5	46.305	+1.866	15:59:45.125

Lap	Lap Tm	Diff	Time of Day
(60) Priit Sei			
1	46.326	+1.833	15:57:19.833
2	45.122	+0.629	15:58:04.955
3	45.008	+0.515	15:58:49.963
4	44.493		15:59:34.456
5	45.671	+1.178	16:00:20.127
6	44.686	+0.193	16:01:04.813
7	44.713	+0.220	16:01:49.526
8	46.975	+2.482	16:02:36.501

Lap	Lap Tm	Diff	Time of Day
(29) Indrek Teppan			
1	45.833	+0.586	15:58:13.039
2	46.288	+1.041	15:58:59.327
3	45.247		15:59:44.574
4	47.675	+2.428	16:00:32.249
5	1:21.889	+36.642	16:01:54.138
6	52.312	+7.065	16:02:46.450

Lap	Lap Tm	Diff	Time of Day
(55) Heigo Hummel			
1	47.004	+1.640	15:58:02.081
2	46.382	+1.018	15:58:48.463
3	45.445	+0.081	15:59:33.908
4	46.642	+1.278	16:00:20.550
5	45.364		16:01:05.914
6	45.472	+0.108	16:01:51.386
7	49.643	+4.279	16:02:41.029

RAHA 24 Eesti MV V etapp kardispordis

Sorted on Best Lap time

Rotax Max DD2; Rotax Max DD2 Masters; KZ2

Rapla Karting Circuit 1,035 Km

Rotax Max DD2; Rotax Max DD2 Masters; KZ2 - qualifying - 10 minutes

22.07.2011 18:30

Qualifying started at 18:30:58

Pos	No.	Name	R	Nat	Entrant/Race Team	Chassis/Engine/Tyres	Best Tm	Diff	Gap	Laps	In Lap	Best Speed
1	2	Mario Vendla		EST	Kartdagö	Birel / Rotax 125 / Mojo	42.296			6	3	88,093
2	621	Georg Vann		EST	R24 Motorsport	CRG / Rotax 125 / Mojo	42.434	0.138	0.138	5	2	87,807
3	610	Martins Lapins		LAT	RKV Racing	Energy / Rotax 125 / Mojo	42.443	0.147	0.009	10	4	87,788
4	605	Simas Juodvirsis		LTU	RKV Racing	Maranello / Rotax 125 / Mojo	42.501	0.205	0.058	9	6	87,669
5	15	Haralds Garkaklis		LAT	Lebester Racing	Gillard / Rotax 125 / Mojo	42.523	0.227	0.022	10	4	87,623
6	25	Haralds Slegelmilhs	R	LAT	333	Energy / TM / Mojo	42.538	0.242	0.015	11	5	87,592
7	632	Tristan Viidas	R	EST	Aix Racing	Tony Kart / Rotax 125 / Mojo	42.543	0.247	0.005	10	3	87,582
8	11	Tõnis Liigmann		EST	Max Racing	CRG / Rotax 125 / Mojo	42.636	0.340	0.093	9	3	87,391
9	16	Mario Haugas	R	EST	Aix Racing	Tony Kart / Rotax 125 / Mojo	42.652	0.356	0.016	8	5	87,358
10	5	Mihkel Maltna		EST	Aix Racing	CRG / TM / Mojo	42.786	0.490	0.134	6	2	87,085
11	14	Antti Rammo		EST	Vihur Team	Tony Kart / Rotax 125 / Mojo	42.835	0.539	0.049	10	4	86,985
12	34	Conrad Hildebrand	R	SWE	R24 Motorsport	Tony Kart / Rotax 125 / Mojo	42.884	0.588	0.049	9	3	86,886
13	111	Saulius Pocevicus		LTU	RKV Racing	Maranello / Rotax 125 / Mojo	42.914	0.618	0.030	6	3	86,825
14	28	Michail Hancharik		BLR	M-Racing	CRG / TM / Mojo	42.940	0.644	0.026	7	6	86,772
15	64	Eke Nurm		EST	AGS Racing	Maddox / Rotax 125 / Mojo	43.235	0.939	0.295	9	6	86,180
16	97	Anrijs Lembergs		LAT	Kika Motorsport	Gillard / Rotax 125 / Mojo	43.357	1.061	0.122	3	2	85,938
17	29	Indrek Teppan		EST	Kartdagö	CRG / Maxter / Mojo	43.372	1.076	0.015	12	6	85,908
18	67	Argo Tamm		EST	Max Racing	CRG / Rotax 125 / Mojo	43.424	1.128	0.052	7	5	85,805
19	46	Kenneth Hildebrand		SWE	AGS Racing	Zanardi / Rotax 125 / Mojo	43.445	1.149	0.021	5	1	85,764
20	60	Priit Sei		EST	Talvar Racing	Intrepid / Rotax 125 / Mojo	43.563	1.267	0.118	13	5	85,531
21	619	Vitalijus Gudzenko		LTU	RKV Racing	Maranello / Rotax 125 / Mojo	43.731	1.435	0.168	9	8	85,203
22	1	Meelis Meeman	R	EST	Forss Racing	CRG / TM / Mojo	43.793	1.497	0.062	8	6	85,082
23	601	Normunds Stanevics		LAT	Kika Motorsport	Gillard / Rotax 125 / Mojo	43.833	1.537	0.040	8	6	85,004
24	3	Juhan Maltna		EST	Aix Racing	Maranello / TM / Mojo	45.354	3.058	1.521	6	5	82,154

Not classified

DNS	81	Juris Zalitis		LAT	Steinerts Racing	MS Kart / TM / Mojo				0	-	
-----	----	---------------	--	-----	------------------	---------------------	--	--	--	---	---	--

RAHA 24 Eesti MV V etapp kardispordis
Sorted on Best Lap time

Rotax Max DD2; Rotax Max DD2 Masters; KZ2

Rapla Karting Circuit 1,035 Km

Rotax Max DD2; Rotax Max DD2 Masters; KZ2 - qualifying - 10 minutes

22.07.2011 18:30

Qualifying started at 18:30:58

Pos	No.	Name	R	Nat	Entrant/Race Team	Chassis/Engine/Tyres	Best Tm	Diff	Gap	Laps	In Lap	Best Speed
KZ2												
1	25	Haralds Slegelmilhs	R	LAT	333	Energy / TM / Mojo	42.538			11	5	87,592
2	5	Mihkel Maltna		EST	Aix Racing	CRG / TM / Mojo	42.786	0.248	0.248	6	2	87,085
3	28	Michail Hancharik		BLR	M-Racing	CRG / TM / Mojo	42.940	0.402	0.154	7	6	86,772
4	29	Indrek Teppan		EST	Kartdagö	CRG / Maxter / Mojo	43.372	0.834	0.432	12	6	85,908
5	1	Meelis Meeman	R	EST	Forss Racing	CRG / TM / Mojo	43.793	1.255	0.421	8	6	85,082
6	3	Juhan Maltna		EST	Aix Racing	Maranello / TM / Mojo	45.354	2.816	1.561	6	5	82,154

Not classified

DNS	81	Juris Zalitis		LAT	Steinerts Racing	MS Kart / TM / Mojo				0	-	
-----	----	---------------	--	-----	------------------	---------------------	--	--	--	---	---	--

Rotax DD2

1	2	Mario Vendla		EST	Kartdagö	Birel / Rotax 125 / Mojo	42.296			6	3	88,093
2	621	Georg Vann		EST	R24 Motorsport	CRG / Rotax 125 / Mojo	42.434	0.138	0.138	5	2	87,807
3	610	Martins Lapins		LAT	RKV Racing	Energy / Rotax 125 / Mojo	42.443	0.147	0.009	10	4	87,788
4	605	Simas Juodvirsis		LTU	RKV Racing	Maranello / Rotax 125 / Mojo	42.501	0.205	0.058	9	6	87,669
5	15	Haralds Garkaklis		LAT	Lebester Racing	Gillard / Rotax 125 / Mojo	42.523	0.227	0.022	10	4	87,623
6	632	Tristan Viidas	R	EST	Aix Racing	Tony Kart / Rotax 125 / Mojo	42.543	0.247	0.020	10	3	87,582
7	11	Tõnis Liigmann		EST	Max Racing	CRG / Rotax 125 / Mojo	42.636	0.340	0.093	9	3	87,391
8	16	Mario Haugas	R	EST	Aix Racing	Tony Kart / Rotax 125 / Mojo	42.652	0.356	0.016	8	5	87,358
9	14	Antti Rammo		EST	Vihur Team	Tony Kart / Rotax 125 / Mojo	42.835	0.539	0.183	10	4	86,985
10	34	Conrad Hildebrand	R	SWE	R24 Motorsport	Tony Kart / Rotax 125 / Mojo	42.884	0.588	0.049	9	3	86,886
11	46	Kenneth Hildebrand		SWE	AGS Racing	Zanardi / Rotax 125 / Mojo	43.445	1.149	0.561	5	1	85,764

Rotax Masters

1	111	Saulius Poceviccius		LTU	RKV Racing	Maranello / Rotax 125 / Mojo	42.914			6	3	86,825
2	64	Eke Nurm		EST	AGS Racing	Maddox / Rotax 125 / Mojo	43.235	0.321	0.321	9	6	86,180
3	97	Anrijs Lembergs		LAT	Kika Motorsport	Gillard / Rotax 125 / Mojo	43.357	0.443	0.122	3	2	85,938
4	67	Argo Tamm		EST	Max Racing	CRG / Rotax 125 / Mojo	43.424	0.510	0.067	7	5	85,805
5	60	Priit Sei		EST	Talvar Racing	Intrepid / Rotax 125 / Mojo	43.563	0.649	0.139	13	5	85,531
6	619	Vitalijus Gudzenko		LTU	RKV Racing	Maranello / Rotax 125 / Mojo	43.731	0.817	0.168	9	8	85,203
7	601	Normunds Stanevics		LAT	Kika Motorsport	Gillard / Rotax 125 / Mojo	43.833	0.919	0.102	8	6	85,004

Organizer: MAK MTÜ Posted at:

Officialised at:

Orbits

Clerk of the Course: Heikki Hõbemägi

Secretary of race: Ingrid Kiiver-Riisman; Merle Niglas

Official Timing: EAL Timing

Printed: 25.07.2011 16:18:14

RAHA 24 Eesti MV V etapp kardisportis

Rotax Max DD2; Rotax Max DD2 Masters; KZ2

Rapla Karting Circuit 1,035 Km

Rotax Max DD2; Rotax Max DD2 Masters; KZ2 - qualifying - 10 minutes

22.07.2011 18:30

Qualifying started at 18:30:58

Lap	Lap Tm	Diff	Time of Day
(2) Mario Vendla			
1	42.575	+0.279	18:34:26.674
2	42.397	+0.101	18:35:09.071
3	42.296		18:35:51.367
4	42.363	+0.067	18:36:33.730
5	42.476	+0.180	18:37:16.206
6	47.176	+4.880	18:38:03.382

(621) Georg Vann			
1	43.180	+0.746	18:35:58.214
2	42.434		18:36:40.648
3	42.527	+0.093	18:37:23.175
4	53.050	+10.616	18:38:16.225
5	46.995	+4.561	18:39:03.220

(610) Martins Lapins			
1	42.944	+0.501	18:32:25.536
2	44.643	+2.200	18:33:10.179
3	42.610	+0.167	18:33:52.789
4	42.443		18:34:35.232
5	42.562	+0.119	18:35:17.794
6	42.891	+0.448	18:36:00.685
7	42.816	+0.373	18:36:43.501
8	42.622	+0.179	18:37:26.123
9	42.727	+0.284	18:38:08.850
10	47.573	+5.130	18:38:56.423

(605) Simas Juodvirsis			
1	42.691	+0.190	18:32:52.584
2	42.579	+0.078	18:33:35.163
3	42.730	+0.229	18:34:17.893
4	51.381	+8.880	18:35:09.274
5	42.593	+0.092	18:35:51.867
6	42.501		18:36:34.368
7	42.523	+0.022	18:37:16.891
8	42.591	+0.090	18:37:59.482
9	46.786	+4.285	18:38:46.268

(15) Haralds Garkalnis			
1	42.864	+0.341	18:32:25.763
2	44.071	+1.548	18:33:09.834
3	42.575	+0.052	18:33:52.409
4	42.523		18:34:34.932
5	42.595	+0.072	18:35:17.527
6	42.954	+0.431	18:36:00.481
7	43.130	+0.607	18:36:43.611
8	43.006	+0.483	18:37:26.617
9	42.779	+0.256	18:38:09.396
10	48.098	+5.575	18:38:57.494

(25) Haralds Slegelmilhs			
1	42.924	+0.386	18:32:29.363
2	42.986	+0.448	18:33:12.349
3	42.897	+0.359	18:33:55.246
4	42.848	+0.310	18:34:38.094
5	42.538		18:35:20.632
6	43.187	+0.649	18:36:03.819
7	42.696	+0.158	18:36:46.515
8	43.050	+0.512	18:37:29.565
9	43.151	+0.613	18:38:12.716
10	42.803	+0.265	18:38:55.519
11	50.147	+7.609	18:39:45.666

(632) Tristan Vīdas			
1	42.846	+0.303	18:32:25.134

2	43.935	+1.392	18:33:09.069
3	42.543		18:33:51.612
4	42.635	+0.092	18:34:34.247
5	42.729	+0.186	18:35:16.976
6	42.669	+0.126	18:35:59.645
7	42.685	+0.142	18:36:42.330
8	42.690	+0.147	18:37:25.020
9	42.750	+0.207	18:38:07.770
10	51.091	+8.548	18:38:58.861

(11) Tõnis Liigmann			
1	43.084	+0.448	18:35:10.344
2	42.788	+0.152	18:35:53.132
3	42.636		18:36:35.768
4	42.698	+0.062	18:37:18.466
5	42.684	+0.048	18:38:01.150
6	42.921	+0.285	18:38:44.071
7	42.973	+0.337	18:39:27.044
8	42.935	+0.299	18:40:09.979
9	50.315	+7.679	18:41:00.294

(16) Mario Haugas			
1	42.899	+0.247	18:32:30.168
2	43.081	+0.429	18:33:13.249
3	42.721	+0.069	18:33:55.970
4	42.700	+0.048	18:34:38.670
5	42.652		18:35:21.322
6	42.936	+0.284	18:36:04.258
7	42.891	+0.239	18:36:47.149
8	46.537	+3.885	18:37:33.686

(5) Mihkel Maltna			
1	43.234	+0.448	18:32:53.806
2	42.786		18:33:36.592
3	42.822	+0.036	18:34:19.414
4	42.963	+0.177	18:35:02.377
5	43.015	+0.229	18:35:45.392
6	46.449	+3.663	18:36:31.841

(14) Antti Rammo			
1	43.011	+0.176	18:34:31.336
2	42.867	+0.032	18:35:14.203
3	42.979	+0.144	18:35:57.182
4	42.835		18:36:40.017
5	42.926	+0.091	18:37:22.943
6	43.878	+1.043	18:38:06.821
7	42.940	+0.105	18:38:49.761
8	43.047	+0.212	18:39:32.808
9	43.147	+0.312	18:40:15.955
10	51.931	+9.096	18:41:07.886

(34) Conrad Hildebrand			
1	49.322	+6.438	18:32:44.968
2	43.371	+0.487	18:33:28.339
3	42.884		18:34:11.223
4	47.534	+4.650	18:34:58.757
5	43.474	+0.590	18:35:42.231
6	43.557	+0.673	18:36:25.788
7	43.174	+0.290	18:37:08.962
8	43.891	+1.007	18:37:52.853
9	52.056	+9.172	18:38:44.909

(111) Saulius Pocevicius			
1	43.173	+0.259	18:32:27.231
2	43.268	+0.354	18:33:10.499
3	42.914		18:33:53.413

4	42.957	+0.043	18:34:36.370
5	43.297	+0.383	18:35:19.667
6	47.890	+4.976	18:36:07.557

(28) Michail Hancharik			
1	43.319	+0.379	18:32:38.211
2	42.968	+0.028	18:33:21.179
3	43.039	+0.099	18:34:04.218
4	1:01.401	+18.461	18:35:05.619
5	43.103	+0.163	18:35:48.722
6	42.940		18:36:31.662
7	53.026	+10.086	18:37:24.688

(64) Eke Nurm			
1	44.941	+1.706	18:32:46.413
2	44.854	+1.619	18:33:31.267
3	43.511	+0.276	18:34:14.778
4	43.559	+0.324	18:34:58.337
5	43.658	+0.423	18:35:41.995
6	43.235		18:36:25.230
7	43.478	+0.243	18:37:08.708
8	43.367	+0.132	18:37:52.075
9	59.165	+15.930	18:38:51.240

(97) Anrijs Lembergs			
1	43.653	+0.296	18:32:33.161
2	43.357		18:33:16.518
3	50.832	+7.475	18:34:07.350

(29) Indrek Teppan			
1	44.536	+1.164	18:32:42.548
2	44.407	+1.035	18:33:26.955
3	43.850	+0.478	18:34:10.805
4	44.048	+0.676	18:34:54.853
5	46.157	+2.785	18:35:41.010
6	43.372		18:36:24.382
7	43.513	+0.141	18:37:07.895
8	43.841	+0.469	18:37:51.736
9	43.553	+0.181	18:38:35.289
10	43.629	+0.257	18:39:18.918
11	45.564	+2.192	18:40:04.482
12	43.755	+0.383	18:40:48.237

(67) Argo Tamm			
1	44.069	+0.645	18:32:34.724
2	44.075	+0.651	18:33:18.799
3	44.815	+1.391	18:34:03.614
4	44.071	+0.647	18:34:47.685
5	43.424		18:35:31.109
6	43.641	+0.217	18:36:14.750
7	48.798	+5.374	18:37:03.548

(46) Kenneth Hildebrand			
1	43.445		18:32:55.980
2	49.950	+6.505	18:33:45.930
3	56.833	+13.388	18:34:42.763
4	1:12.320	+28.875	18:35:55.083
5	48.282	+4.837	18:36:43.365

(60) Priit Sei			
1	43.692	+0.129	18:32:33.621
2	44.798	+1.235	18:33:18.419
3	44.907	+1.344	18:34:03.326
4	43.690	+0.127	18:34:47.016
5	43.563		18:35:30.579
6	43.757	+0.194	18:36:14.336

RAHA 24 Eesti MV V etapp kardispordis

Rotax Max DD2; Rotax Max DD2 Masters; KZ2

Rapla Karting Circuit 1,035 Km

Rotax DD2, Rotax Masters - reedese päeva parimate ringiaegade paremus järjestus

Pos	No.	Name	Nat	Entrant/Race Team	Overall BestTm	Diff	Gap In Session
1	2	Mario Vendla	EST	Kartdagö	42.296		Rotax Max DD2; Rotax Max DD2 Masters
2	621	Georg Vann	EST	R24 Motorsport	42.434	0.138	0.138 Rotax Max DD2; Rotax Max DD2 Masters
3	610	Martins Lapins	LAT	RKV Racing	42.443	0.147	0.009 Rotax Max DD2; Rotax Max DD2 Masters
4	605	Simas Juodvirsis	LTU	RKV Racing	42.501	0.205	0.058 Rotax Max DD2; Rotax Max DD2 Masters
5	15	Haralds Garkaklis	LAT	Lebester Racing	42.523	0.227	0.022 Rotax Max DD2; Rotax Max DD2 Masters
6	25	Haralds Slegelmilhs	LAT	333	42.538	0.242	0.015 Rotax Max DD2; Rotax Max DD2 Masters
7	632	Tristan Viidas	EST	Aix Racing	42.543	0.247	0.005 Rotax Max DD2; Rotax Max DD2 Masters
8	11	Tõnis Liigmann	EST	Max Racing	42.636	0.340	0.093 Rotax Max DD2; Rotax Max DD2 Masters
9	16	Mario Haugas	EST	Aix Racing	42.652	0.356	0.016 Rotax Max DD2; Rotax Max DD2 Masters
10	5	Mihkel Maltna	EST	Aix Racing	42.786	0.490	0.134 Rotax Max DD2; Rotax Max DD2 Masters
11	14	Antti Rammo	EST	Vihur Team	42.835	0.539	0.049 Rotax Max DD2; Rotax Max DD2 Masters
12	34	Conrad Hildebrand	SWE	R24 Motorsport	42.884	0.588	0.049 Rotax Max DD2; Rotax Max DD2 Masters
13	111	Saulius Pocevicius	LTU	RKV Racing	42.914	0.618	0.030 Rotax Max DD2; Rotax Max DD2 Masters
14	28	Michail Hancharik	BLR	M-Racing	42.940	0.644	0.026 Rotax Max DD2; Rotax Max DD2 Masters
15	46	Kenneth Hildebrand	SWE	AGS Racing	43.132	0.836	0.192 Rotax Max DD2; Rotax Max DD2 Masters
16	64	Eke Nurm	EST	AGS Racing	43.235	0.939	0.103 Rotax Max DD2; Rotax Max DD2 Masters
17	97	Anrijs Lembergs	LAT	Kika Motorsport	43.357	1.061	0.122 Rotax Max DD2; Rotax Max DD2 Masters
18	29	Indrek Teppan	EST	Kartdagö	43.372	1.076	0.015 Rotax Max DD2; Rotax Max DD2 Masters
19	67	Argo Tamm	EST	Max Racing	43.424	1.128	0.052 Rotax Max DD2; Rotax Max DD2 Masters
20	60	Priit Sei	EST	Talvar Racing	43.563	1.267	0.139 Rotax Max DD2; Rotax Max DD2 Masters
21	619	Vitalijus Gudzenko	LTU	RKV Racing	43.731	1.435	0.168 Rotax Max DD2; Rotax Max DD2 Masters
22	1	Meelis Meeman	EST	Forss Racing	43.793	1.497	0.062 Rotax Max DD2; Rotax Max DD2 Masters
23	601	Normunds Stanevics	LAT	Kika Motorsport	43.833	1.537	0.040 Rotax Max DD2; Rotax Max DD2 Masters
24	3	Juhan Maltna	EST	Aix Racing	45.354	3.058	1.521 Rotax Max DD2; Rotax Max DD2 Masters
25	55	Heigo Hummel	EST	R24 Motorsport	45.364	3.068	0.010 Rotax Max DD2; Rotax Max DD2 Masters
26	81	Juris Zalitis	LAT	Steinerts Racing			Rotax Max DD2; Rotax Max DD2 Masters

RAHA 24 Eesti MV V etapp kardisportis

Sorted on Best Lap time

Rotax Max DD2; Rotax Max DD2 Masters; KZ2

Rapla Karting Circuit 1,035 Km

Rotax Max DD2; Rotax Max DD2 Masters; KZ2 - warm up - 8 minutes

23.07.2011 08:00

Practice started at 8:00:17

Pos	No.	Name	R	Nat	Entrant/Race Team	Chassis/Engine/Tyres	Best Tm	Diff	Gap	Laps	In Lap	Best Speed
KZ2												
1	25	Haralds Slegelmilhs	R	LAT	333	Energy / TM / Mojo	43.207			8	7	86,236
2	5	Mihkel Maltna		EST	Aix Racing	CRG / TM / Mojo	43.425	0.218	0.218	9	5	85,803
3	29	Indrek Teppan		EST	Kartdagö	CRG / Maxter / Mojo	43.627	0.420	0.202	9	4	85,406
4	28	Michail Hancharik		BLR	M-Racing	CRG / TM / Mojo	43.646	0.439	0.019	8	6	85,369
5	1	Meelis Meeman	R	EST	Forss Racing	CRG / TM / Mojo	45.104	1.897	1.458	8	5	82,609

Rotax DD2

1	621	Georg Vann		EST	R24 Motorsport	CRG / Rotax 125 / Mojo	42.818			10	10	87,019
2	632	Tristan Viidas	R	EST	Aix Racing	Tony Kart / Rotax 125 / Mojo	42.885	0.067	0.067	7	6	86,884
3	11	Tõnis Liigmann		EST	Max Racing	CRG / Rotax 125 / Mojo	42.946	0.128	0.061	10	9	86,760
4	610	Martins Lapins		LAT	RKV Racing	Energy / Rotax 125 / Mojo	43.004	0.186	0.058	11	8	86,643
5	46	Kenneth Hildebrand		SWE	AGS Racing	Zanardi / Rotax 125 / Mojo	43.060	0.242	0.056	11	7	86,530
6	605	Simas Juodvirsis		LTU	RKV Racing	Maranello / Rotax 125 / Mojo	43.116	0.298	0.056	7	5	86,418
7	16	Mario Haugas	R	EST	Aix Racing	Tony Kart / Rotax 125 / Mojo	43.119	0.301	0.003	11	8	86,412
8	14	Antti Rammo		EST	Vihur Team	Tony Kart / Rotax 125 / Mojo	43.336	0.518	0.217	11	10	85,979
9	34	Conrad Hildebrand	R	SWE	R24 Motorsport	Tony Kart / Rotax 125 / Mojo	43.382	0.564	0.046	11	9	85,888
10	2	Mario Vendla		EST	Kartdagö	Birel / Rotax 125 / Mojo	43.527	0.709	0.145	4	3	85,602

Rotax Masters

1	111	Saulius Pocevicus		LTU	RKV Racing	Maranello / Rotax 125 / Mojo	43.682			11	6	85,298
2	64	Eke Nurm		EST	AGS Racing	Maddox / Rotax 125 / Mojo	43.707	0.025	0.025	11	6	85,250
3	619	Vitalijus Gudzenko		LTU	RKV Racing	Maranello / Rotax 125 / Mojo	44.087	0.405	0.380	11	10	84,515
4	601	Normunds Stanevics		LAT	Kika Motorsport	Gillard / Rotax 125 / Mojo	44.162	0.480	0.075	11	10	84,371
5	97	Anrijs Lembergs		LAT	Kika Motorsport	Gillard / Rotax 125 / Mojo	44.465	0.783	0.303	10	7	83,796
6	60	Priit Sei		EST	Talvar Racing	Intrepid / Rotax 125 / Mojo	44.566	0.884	0.101	10	10	83,606

RAHA 24 Eesti MV V etapp kardisportis

Rotax Max DD2; Rotax Max DD2 Masters; KZ2

Rapla Karting Circuit 1,035 Km

Rotax Max DD2; Rotax Max DD2 Masters; KZ2 - warm up - 8 minutes

23.07.2011 08:00

Practice started at 8:00:17

Lap	Lap Tm	Diff	Time of Day
(621) Georg Vann			
1	44.439	+1.621	8:01:47.322
2	43.478	+0.660	8:02:30.800
3	43.067	+0.249	8:03:13.867
4	43.000	+0.182	8:03:56.867
5	43.023	+0.205	8:04:39.890
6	43.011	+0.193	8:05:22.901
7	42.945	+0.127	8:06:05.846
8	42.912	+0.094	8:06:48.758
9	42.879	+0.061	8:07:31.637
10	42.818		8:08:14.455

Lap	Lap Tm	Diff	Time of Day
(632) Tristan Viidas			
1	44.126	+1.241	8:01:49.909
2	44.348	+1.463	8:02:34.257
3	43.512	+0.627	8:03:17.769
4	43.200	+0.315	8:04:00.969
5	42.930	+0.045	8:04:43.899
6	42.885		8:05:26.784
7	44.716	+1.831	8:06:11.500

Lap	Lap Tm	Diff	Time of Day
(11) Tõnis Liigmann			
1	44.177	+1.231	8:02:27.108
2	43.810	+0.864	8:03:10.918
3	46.604	+3.658	8:03:57.522
4	44.175	+1.229	8:04:41.697
5	43.243	+0.297	8:05:24.940
6	43.103	+0.157	8:06:08.043
7	43.062	+0.116	8:06:51.105
8	43.037	+0.091	8:07:34.142
9	42.946		8:08:17.088
10	1:10.458	+27.512	8:09:27.546

Lap	Lap Tm	Diff	Time of Day
(610) Martins Lapins			
1	44.322	+1.318	8:01:47.572
2	43.608	+0.604	8:02:31.180
3	43.358	+0.354	8:03:14.538
4	43.265	+0.261	8:03:57.803
5	43.462	+0.458	8:04:41.265
6	43.148	+0.144	8:05:24.413
7	43.144	+0.140	8:06:07.557
8	43.004		8:06:50.561
9	43.021	+0.017	8:07:33.582
10	43.075	+0.071	8:08:16.657
11	46.173	+3.169	8:09:02.830

Lap	Lap Tm	Diff	Time of Day
(46) Kenneth Hildebrand			
1	45.244	+2.184	8:01:50.495
2	44.278	+1.218	8:02:34.773
3	43.725	+0.665	8:03:18.498
4	43.297	+0.237	8:04:01.795
5	43.127	+0.067	8:04:44.922
6	43.074	+0.014	8:05:27.996
7	43.060		8:06:11.056
8	43.244	+0.184	8:06:54.300
9	43.119	+0.059	8:07:37.419
10	43.107	+0.047	8:08:20.526
11	46.209	+3.149	8:09:06.735

Lap	Lap Tm	Diff	Time of Day
(605) Simas Juodvirsis			
1	44.208	+1.092	8:01:49.889
2	44.535	+1.419	8:02:34.424
3	43.672	+0.556	8:03:18.096
4	43.279	+0.163	8:04:01.375
5	43.116		8:04:44.491

Lap	Lap Tm	Diff	Time of Day
6	43.232	+0.116	8:05:27.723
7	45.009	+1.893	8:06:12.732

Lap	Lap Tm	Diff	Time of Day
(16) Mario Haugas			
1	44.440	+1.321	8:01:47.874
2	43.634	+0.515	8:02:31.508
3	43.423	+0.304	8:03:14.931
4	43.543	+0.424	8:03:58.474
5	43.318	+0.199	8:04:41.792
6	43.479	+0.360	8:05:25.271
7	43.152	+0.033	8:06:08.423
8	43.119		8:06:51.542
9	43.190	+0.071	8:07:34.732
10	43.142	+0.023	8:08:17.874
11	46.639	+3.520	8:09:04.513

Lap	Lap Tm	Diff	Time of Day
(25) Haralds Slegelmilhs			
1	48.921	+5.714	8:03:35.339
2	44.672	+1.465	8:04:20.011
3	43.936	+0.729	8:05:03.947
4	44.061	+0.854	8:05:48.008
5	43.469	+0.262	8:06:31.477
6	43.541	+0.334	8:07:15.018
7	43.207		8:07:58.225
8	44.037	+0.830	8:08:42.262

Lap	Lap Tm	Diff	Time of Day
(14) Antti Rammo			
1	44.888	+1.552	8:01:51.495
2	44.077	+0.741	8:02:35.572
3	43.705	+0.369	8:03:19.277
4	43.504	+0.168	8:04:02.781
5	43.499	+0.163	8:04:46.280
6	43.373	+0.037	8:05:29.653
7	43.517	+0.181	8:06:13.170
8	43.755	+0.419	8:06:56.925
9	43.390	+0.054	8:07:40.315
10	43.336		8:08:23.651
11	45.481	+2.145	8:09:09.132

Lap	Lap Tm	Diff	Time of Day
(34) Conrad Hildebrand			
1	45.335	+1.953	8:01:49.727
2	45.404	+2.022	8:02:35.131
3	43.680	+0.298	8:03:18.811
4	43.740	+0.358	8:04:02.551
5	43.558	+0.176	8:04:46.109
6	43.404	+0.022	8:05:29.513
7	43.510	+0.128	8:06:13.023
8	44.222	+0.840	8:06:57.245
9	43.382		8:07:40.627
10	43.422	+0.040	8:08:24.049
11	46.812	+3.430	8:09:10.861

Lap	Lap Tm	Diff	Time of Day
(5) Mihkel Maltna			
1	44.894	+1.469	8:01:49.501
2	44.468	+1.043	8:02:33.969
3	44.280	+0.855	8:03:18.249
4	43.972	+0.547	8:04:02.221
5	43.425		8:04:45.646
6	43.451	+0.026	8:05:29.097
7	47.228	+3.803	8:06:16.325
8	52.524	+9.099	8:07:08.849
9	1:00.233	+16.808	8:08:09.082

Lap	Lap Tm	Diff	Time of Day
(2) Mario Vendla			
1	44.629	+1.102	8:01:49.695
2	44.139	+0.612	8:02:33.834

Lap	Lap Tm	Diff	Time of Day
3	43.527		8:03:17.361
4	45.574	+2.047	8:04:02.935

Lap	Lap Tm	Diff	Time of Day
(29) Indrek Teppan			
1	47.076	+3.449	8:02:13.182
2	44.716	+1.089	8:02:57.898
3	44.259	+0.632	8:03:42.157
4	43.627		8:04:25.784
5	43.840	+0.213	8:05:09.624
6	44.441	+0.814	8:05:54.065
7	43.678	+0.051	8:06:37.743
8	43.813	+0.186	8:07:21.556
9	50.092	+6.465	8:08:11.648

Lap	Lap Tm	Diff	Time of Day
(28) Michail Hancharik			
1	45.156	+1.510	8:01:56.092
2	44.631	+0.985	8:02:40.723
3	44.217	+0.571	8:03:24.940
4	43.973	+0.327	8:04:08.913
5	43.915	+0.269	8:04:52.828
6	43.646		8:05:36.474
7	43.904	+0.258	8:06:20.378
8	50.901	+7.255	8:07:11.279

Lap	Lap Tm	Diff	Time of Day
(111) Saulius Pocevicus			
1	45.728	+2.046	8:01:52.758
2	44.979	+1.297	8:02:37.737
3	44.441	+0.759	8:03:22.178
4	44.353	+0.671	8:04:06.531
5	44.189	+0.507	8:04:50.720
6	43.682		8:05:34.402
7	43.929	+0.247	8:06:18.331
8	43.747	+0.065	8:07:02.078
9	43.713	+0.031	8:07:45.791
10	43.821	+0.139	8:08:29.612
11	47.770	+4.088	8:09:17.382

Lap	Lap Tm	Diff	Time of Day
(64) Eke Nurm			
1	46.909	+3.202	8:01:54.094
2	44.346	+0.639	8:02:38.440
3	45.845	+2.138	8:03:24.285
4	44.275	+0.568	8:04:08.560
5	44.824	+1.117	8:04:53.384
6	43.707		8:05:37.091
7	43.889	+0.182	8:06:20.980
8	43.751	+0.044	8:07:04.731
9	46.671	+2.964	8:07:51.402
10	43.973	+0.266	8:08:35.375
11	48.995	+5.288	8:09:24.370

Lap	Lap Tm	Diff	Time of Day
(619) Vitalijus Gudzenko			
1	45.930	+1.843	8:01:52.373
2	44.991	+0.904	8:02:37.364
3	44.492	+0.405	8:03:21.856
4	44.262	+0.175	8:04:06.118
5	44.903	+0.816	8:04:51.021
6	44.865	+0.778	8:05:35.886
7	44.228	+0.141	8:06:20.114
8	44.138	+0.051	8:07:04.252
9	44.897	+0.810	8:07:49.149
10	44.087		8:08:33.236
11	48.287	+4.200	8:09:21.523

Lap	Lap Tm	Diff	Time of Day
(601) Normunds Stanevics			
1	45.689	+1.527	8:01:53.137
2	44.921	+0.759	8:02:38.058

Organizer: MAK MTÜ Posted at:

Officialised at:

Orbits

Clerk of the Course: Heikki Hõbemägi

Secretary of race: Ingrid Kiiver-Riisman; Merle Niglas

Official Timing: EAL Timing

Printed: 25.07.2011 16:29:18

RAHA 24 Eesti MV V etapp kardispordis

Sorted on Laps

Rotax Max DD2; Rotax Max DD2 Masters; KZ2

Rapla Karting Circuit 1,035 Km

Rotax Max DD2, Rotax Max DD2 Masters - prefinal race - 18 laps

23.07.2011 11:35

Race (18 Laps) started at 11:37:02

Pos	No.	Name	R	Nat	Entrant/Race Team	Chassis/Engine/Tyres	Laps	Total Tm	Diff	Gap	Best Tm	In Lap	Points
1	632	Tristan Viidas	R	EST	Aix Racing	Tony Kart / Rotax 125 / Mojo	18	12:54.144			42.633	10	15
2	605	Simas Juodvirsis		LTU	RKV Racing	Maranello / Rotax 125 / Mojo	18	12:54.360	0.216	0.216	42.662	9	12
3	14	Antti Rammo		EST	Vihur Team	Tony Kart / Rotax 125 / Mojo	18	13:00.344	6.200	5.984	42.798	8	10
4	46	Kenneth Hildebrand		SWI	AGS Racing	Zanardi / Rotax 125 / Mojo	18	13:08.205	14.061	7.861	42.467	8	9
5	16	Mario Haugas	R	EST	Aix Racing	Tony Kart / Rotax 125 / Mojo	18	13:08.882	14.738	0.677	42.777	12	8
6	34	Conrad Hildebrand	R	SWI	R24 Motorsport	Tony Kart / Rotax 125 / Mojo	18	13:09.059	14.915	0.177	43.240	9	7
7	621	Georg Vann		EST	R24 Motorsport	CRG / Rotax 125 / Mojo	18	13:09.328	15.184	0.269	42.954	5	6
8	111	Saulius Pocevicius		LTU	RKV Racing	Maranello / Rotax 125 / Mojo	18	13:09.496	15.352	0.168	43.165	8	15
9	64	Eke Nurm		EST	AGS Racing	Maddox / Rotax 125 / Mojo	18	13:09.672	15.528	0.176	43.126	8	12
10	97	Anrijs Lembergs		LAT	Kika Motorsport	Gillard / Rotax 125 / Mojo	18	13:16.032	21.888	6.360	43.474	8	10
11	60	Priit Sei		EST	Talvar Racing	Intrepid / Rotax 125 / Mojo	18	13:22.371	28.227	6.339	43.639	7	9
12	601	Normunds Stanevics		LAT	Kika Motorsport	Gillard / Rotax 125 / Mojo	18	13:26.097	31.953	3.726	43.840	12	8
13	619	Vitalijus Gudzenko		LTU	RKV Racing	Maranello / Rotax 125 / Mojo	18	13:26.301	32.157	0.204	43.487	6	7
14	67	Argo Tamm		EST	Max Racing	CRG / Rotax 125 / Mojo	18	13:32.375	38.231	6.074	43.525	11	6
15	11	Tõnis Liigmann		EST	Max Racing	CRG / Rotax 125 / Mojo	18	13:34.416	40.272	2.041	42.991	7	5
16	2	Mario Vendla		EST	Kartdagö	Birel / Rotax 125 / Mojo	18	13:34.695	40.551	0.279	42.516	7	4
17	55	Heigo Hummel	R	EST	R24 Motorsport	Tony Kart / Rotax 125 / Mojo	17	13:23.985	1 Lap	1 Lap	45.694	8	5
18	15	Haralds Garkaklis		LAT	Lebester Racing	Gillard / Rotax 125 / Mojo	10	7:34.059	8 Laps	7 Laps	42.769	8	3
DNF	610	Martins Lapins		LAT	RKV Racing	Energy / Rotax 125 / Mojo		0.104	DNF	10 Laps		0	0

Margin of Victory	Avg. Speed	Best Lap Tm	Best Speed	Best Lap by
0.216	86,635	42.467	87,739	46 - Kenneth Hildebrand

Organizer: MAK MTÜ Posted at:

Officialised at:

Orbits

Clerk of the Course: Heikki Hõbemägi

Secretary of race: Ingrid Kiiver-Riisman; Merle Niglas

Official Timing: EAL Timing

RAHA 24 Eesti MV V etapp kardispordis

Sorted on Laps

Rotax Max DD2; Rotax Max DD2 Masters; KZ2

Rapla Karting Circuit 1,035 Km

Rotax Max DD2, Rotax Max DD2 Masters - prefinal race - 18 laps

23.07.2011 11:35

Race (18 Laps) started at 11:37:02

Pos	No.	Name	R	Nat	Entrant/Race Team	Chassis/Engine/Tyres	Laps	Total Tm	Diff	Gap	Best Tm	In Lap	Points
Rotax DD2													
1	632	Tristan Viidas	R	EST	Aix Racing	Tony Kart / Rotax 125 / Mojo	18	12:54.144			42.633	10	15
2	605	Simas Juodvirsis		LTU	RKV Racing	Maranello / Rotax 125 / Mojo	18	12:54.360	0.216	0.216	42.662	9	12
3	14	Antti Rammo		EST	Vihur Team	Tony Kart / Rotax 125 / Mojo	18	13:00.344	6.200	5.984	42.798	8	10
4	46	Kenneth Hildebrand		SWI	AGS Racing	Zanardi / Rotax 125 / Mojo	18	13:08.205	14.061	7.861	42.467	8	9
5	16	Mario Haugas	R	EST	Aix Racing	Tony Kart / Rotax 125 / Mojo	18	13:08.882	14.738	0.677	42.777	12	8
6	34	Conrad Hildebrand	R	SWI	R24 Motorsport	Tony Kart / Rotax 125 / Mojo	18	13:09.059	14.915	0.177	43.240	9	7
7	621	Georg Vann		EST	R24 Motorsport	CRG / Rotax 125 / Mojo	18	13:09.328	15.184	0.269	42.954	5	6
8	11	Tõnis Liigmann		EST	Max Racing	CRG / Rotax 125 / Mojo	18	13:34.416	40.272	25.088	42.991	7	5
9	2	Mario Vendla		EST	Kartdagö	Birel / Rotax 125 / Mojo	18	13:34.695	40.551	0.279	42.516	7	4
10	15	Haralds Garkaklis		LAT	Lebester Racing	Gillard / Rotax 125 / Mojo	10	7:34.059	8 Laps	8 Laps	42.769	8	3
DNF	610	Martins Lapins		LAT	RKV Racing	Energy / Rotax 125 / Mojo		0.104	DNF	10 Laps		0	0

Rotax Masters													
1	111	Saulius Pocevicius		LTU	RKV Racing	Maranello / Rotax 125 / Mojo	18	13:09.496			43.165	8	15
2	64	Eke Nurm		EST	AGS Racing	Maddox / Rotax 125 / Mojo	18	13:09.672	0.176	0.176	43.126	8	12
3	97	Anrijs Lembergs		LAT	Kika Motorsport	Gillard / Rotax 125 / Mojo	18	13:16.032	6.536	6.360	43.474	8	10
4	60	Priit Sei		EST	Talvar Racing	Intrepid / Rotax 125 / Mojo	18	13:22.371	12.875	6.339	43.639	7	9
5	601	Normunds Stanevics		LAT	Kika Motorsport	Gillard / Rotax 125 / Mojo	18	13:26.097	16.601	3.726	43.840	12	8
6	619	Vitalijus Gudzenko		LTU	RKV Racing	Maranello / Rotax 125 / Mojo	18	13:26.301	16.805	0.204	43.487	6	7
7	67	Argo Tamm		EST	Max Racing	CRG / Rotax 125 / Mojo	18	13:32.375	22.879	6.074	43.525	11	6
8	55	Heigo Hummel	R	EST	R24 Motorsport	Tony Kart / Rotax 125 / Mojo	17	13:23.985	1 Lap	1 Lap	45.694	8	5

Margin of Victory	Avg. Speed	Best Lap Tm	Best Speed	Best Lap by
0.216	86,635	42.467	87,739	46 - Kenneth Hildebrand

Organizer: MAK MTÜ Posted at:

Officialised at:

Orbits

Clerk of the Course: Heikki Hõbemägi

Secretary of race: Ingrid Kiiver-Riisman; Merle Niglas

Official Timing: EAL Timing

RAHA 24 Eesti MV V etapp kardisportis

Rotax Max DD2; Rotax Max DD2 Masters; KZ2

Rapla Karting Circuit 1,035 Km

Rotax Max DD2, Rotax Max DD2 Masters - prefinal race - 18 laps

23.07.2011 11:35

Race (18 Laps) started at 11:37:02

Lap	Lap Tm	Diff	Time of Day
(632) Tristan Viidas			
1	44.798	+2.165	11:37:47.263
2	43.471	+0.838	11:38:30.734
3	43.042	+0.409	11:39:13.776
4	43.004	+0.371	11:39:56.780
5	42.844	+0.211	11:40:39.624
6	42.857	+0.224	11:41:22.481
7	42.766	+0.133	11:42:05.247
8	42.695	+0.062	11:42:47.942
9	42.744	+0.111	11:43:30.686
10	42.633		11:44:13.319
11	42.714	+0.081	11:44:56.033
12	42.754	+0.121	11:45:38.787
13	42.951	+0.318	11:46:21.738
14	42.900	+0.267	11:47:04.638
15	42.889	+0.256	11:47:47.527
16	42.909	+0.276	11:48:30.436
17	42.843	+0.210	11:49:13.279
18	42.974	+0.341	11:49:56.253

Lap	Lap Tm	Diff	Time of Day
(605) Simas Juodvirsis			
1	45.238	+2.576	11:37:47.613
2	43.370	+0.708	11:38:30.983
3	43.182	+0.520	11:39:14.165
4	42.909	+0.247	11:39:57.074
5	42.917	+0.255	11:40:39.991
6	42.858	+0.196	11:41:22.849
7	42.737	+0.075	11:42:05.586
8	42.761	+0.099	11:42:48.347
9	42.662		11:43:31.009
10	42.680	+0.018	11:44:13.689
11	42.691	+0.029	11:44:56.380
12	42.822	+0.160	11:45:39.202
13	43.012	+0.350	11:46:22.214
14	42.795	+0.133	11:47:05.009
15	42.864	+0.202	11:47:47.873
16	42.844	+0.182	11:48:30.717
17	42.930	+0.268	11:49:13.647
18	42.822	+0.160	11:49:56.469

Lap	Lap Tm	Diff	Time of Day
(14) Antti Rammo			
1	46.663	+3.865	11:37:49.439
2	43.342	+0.544	11:38:32.781
3	43.294	+0.496	11:39:16.075
4	43.136	+0.338	11:39:59.211
5	43.129	+0.331	11:40:42.340
6	42.946	+0.148	11:41:25.286
7	43.039	+0.241	11:42:08.325
8	42.798		11:42:51.123
9	42.859	+0.061	11:43:33.982
10	43.034	+0.236	11:44:17.016
11	43.724	+0.926	11:45:00.740
12	43.724	+0.926	11:45:44.464
13	42.997	+0.199	11:46:27.461
14	43.191	+0.393	11:47:10.652
15	42.895	+0.097	11:47:53.547
16	43.005	+0.207	11:48:36.552
17	42.951	+0.153	11:49:19.503
18	42.950	+0.152	11:50:02.453

Lap	Lap Tm	Diff	Time of Day
(46) Kenneth Hildebrand			
1	51.590	+9.123	11:37:54.780
2	45.084	+2.617	11:38:39.864
3	42.948	+0.481	11:39:22.812
4	43.425	+0.958	11:40:06.237

Lap	Lap Tm	Diff	Time of Day
5	42.840	+0.373	11:40:49.077
6	42.730	+0.263	11:41:31.807
7	42.668	+0.201	11:42:14.475
8	42.467		11:42:56.942
9	42.705	+0.238	11:43:39.647
10	42.797	+0.330	11:44:22.444
11	42.571	+0.104	11:45:05.015
12	42.756	+0.289	11:45:47.771
13	42.872	+0.405	11:46:30.643
14	45.638	+3.171	11:47:16.281
15	43.012	+0.545	11:47:59.293
16	42.857	+0.390	11:48:42.150
17	44.422	+1.955	11:49:26.572
18	43.742	+1.275	11:50:10.314

Lap	Lap Tm	Diff	Time of Day
(16) Mario Haugas			
1	54.271	+11.494	11:37:56.829
2	43.309	+0.532	11:38:40.138
3	43.204	+0.427	11:39:23.342
4	43.164	+0.387	11:40:06.506
5	43.261	+0.484	11:40:49.767
6	42.857	+0.080	11:41:32.624
7	43.100	+0.323	11:42:15.724
8	42.881	+0.104	11:42:58.605
9	42.936	+0.159	11:43:41.541
10	42.981	+0.204	11:44:24.522
11	42.825	+0.048	11:45:07.347
12	42.777		11:45:50.124
13	42.988	+0.211	11:46:33.112
14	43.381	+0.604	11:47:16.493
15	43.249	+0.472	11:47:59.742
16	42.970	+0.193	11:48:42.712
17	43.829	+1.052	11:49:26.541
18	44.450	+1.673	11:50:10.991

Lap	Lap Tm	Diff	Time of Day
(34) Conrad Hildebrand			
1	46.162	+2.922	11:37:48.890
2	43.829	+0.589	11:38:32.719
3	43.946	+0.706	11:39:16.665
4	43.419	+0.179	11:40:00.084
5	43.537	+0.297	11:40:43.621
6	43.530	+0.290	11:41:27.151
7	43.387	+0.147	11:42:10.538
8	43.324	+0.084	11:42:53.862
9	43.240		11:43:37.102
10	43.567	+0.327	11:44:20.669
11	43.577	+0.337	11:45:04.246
12	43.466	+0.226	11:45:47.712
13	43.550	+0.310	11:46:31.262
14	44.652	+1.412	11:47:15.914
15	44.127	+0.887	11:48:00.041
16	43.301	+0.061	11:48:43.342
17	43.416	+0.176	11:49:26.758
18	44.410	+1.170	11:50:11.168

Lap	Lap Tm	Diff	Time of Day
(621) Georg Vann			
1	46.191	+3.237	11:37:48.300
2	43.073	+0.119	11:38:31.373
3	43.069	+0.115	11:39:14.442
4	43.003	+0.049	11:39:57.445
5	42.954		11:40:40.399
6	43.078	+0.124	11:41:23.477
7	43.253	+0.299	11:42:06.730
8	43.191	+0.237	11:42:49.921
9	43.287	+0.333	11:43:33.208
10	43.656	+0.702	11:44:16.864

Lap	Lap Tm	Diff	Time of Day
11	43.757	+0.803	11:45:00.621
12	44.267	+1.313	11:45:44.888
13	43.987	+1.033	11:46:28.875
14	44.130	+1.176	11:47:13.005
15	44.398	+1.444	11:47:57.403
16	44.383	+1.429	11:48:41.786
17	44.563	+1.609	11:49:26.349
18	45.088	+2.134	11:50:11.437

Lap	Lap Tm	Diff	Time of Day
(111) Saulius Pocevicius			
1	47.606	+4.441	11:37:50.660
2	43.564	+0.399	11:38:34.224
3	43.379	+0.214	11:39:17.603
4	43.630	+0.465	11:40:01.233
5	43.244	+0.079	11:40:44.477
6	43.594	+0.429	11:41:28.071
7	43.217	+0.052	11:42:11.288
8	43.165		11:42:54.453
9	43.680	+0.515	11:43:38.133
10	43.454	+0.289	11:44:21.587
11	43.327	+0.162	11:45:04.914
12	43.671	+0.506	11:45:48.585
13	43.454	+0.289	11:46:32.039
14	44.145	+0.980	11:47:16.184
15	44.041	+0.876	11:48:00.225
16	43.373	+0.208	11:48:43.598
17	43.534	+0.369	11:49:27.132
18	44.473	+1.308	11:50:11.605

Lap	Lap Tm	Diff	Time of Day
(64) Eke Nurm			
1	48.138	+5.012	11:37:51.118
2	43.861	+0.735	11:38:34.979
3	43.663	+0.537	11:39:18.642
4	43.432	+0.306	11:40:02.074
5	43.383	+0.257	11:40:45.457
6	43.442	+0.316	11:41:28.899
7	43.266	+0.140	11:42:12.165
8	43.126		11:42:55.291
9	44.026	+0.900	11:43:39.317
10	43.716	+0.590	11:44:23.033
11	43.292	+0.166	11:45:06.325
12	43.263	+0.137	11:45:49.588
13	43.626	+0.500	11:46:33.214
14	43.560	+0.434	11:47:16.774
15	43.704	+0.578	11:48:00.478
16	43.485	+0.359	11:48:43.963
17	43.420	+0.294	11:49:27.383
18	44.398	+1.272	11:50:11.781

Lap	Lap Tm	Diff	Time of Day
(97) Anrijs Lembergs			
1	49.281	+5.807	11:37:52.465
2	44.229	+0.755	11:38:36.694
3	43.604	+0.130	11:39:20.298
4	43.606	+0.132	11:40:03.904
5	44.261	+0.787	11:40:48.165
6	43.778	+0.304	11:41:31.943
7	44.064	+0.590	11:42:16.007
8	43.474		11:42:59.481
9	43.660	+0.186	11:43:43.141
10	43.789	+0.315	11:44:26.930
11	43.687	+0.213	11:45:10.617
12	43.590	+0.116	11:45:54.207
13	44.032	+0.558	11:46:38.239
14	44.041	+0.567	11:47:22.280
15	43.998	+0.524	11:48:06.278
16	44.067	+0.593	11:48:50.345

RAHA 24 Eesti MV V etapp kardisportis

Rotax Max DD2; Rotax Max DD2 Masters; KZ2

Rapla Karting Circuit 1,035 Km

Rotax Max DD2, Rotax Max DD2 Masters - prefinal race - 18 laps

23.07.2011 11:35

Race (18 Laps) started at 11:37:02

Lap	Lap Tm	Diff	Time of Day
17	43.803	+0.329	11:49:34.148
18	43.993	+0.519	11:50:18.141

(60) Priit Sei

Lap	Lap Tm	Diff	Time of Day
1	49.308	+5.669	11:37:52.722
2	45.385	+1.746	11:38:38.107
3	44.109	+0.470	11:39:22.216
4	44.037	+0.398	11:40:06.253
5	44.492	+0.853	11:40:50.745
6	43.774	+0.135	11:41:34.519
7	43.639		11:42:18.158
8	43.858	+0.219	11:43:02.016
9	43.928	+0.289	11:43:45.944
10	44.315	+0.676	11:44:30.259
11	43.853	+0.214	11:45:14.112
12	45.169	+1.530	11:45:59.281
13	44.244	+0.605	11:46:43.525
14	44.282	+0.643	11:47:27.807
15	44.401	+0.762	11:48:12.208
16	43.982	+0.343	11:48:56.190
17	43.815	+0.176	11:49:40.005
18	44.475	+0.836	11:50:24.480

(601) Normunds Stanevics

Lap	Lap Tm	Diff	Time of Day
1	53.851	+10.011	11:37:57.357
2	44.609	+0.769	11:38:41.966
3	44.893	+1.053	11:39:26.859
4	44.217	+0.377	11:40:11.076
5	44.322	+0.482	11:40:55.398
6	43.914	+0.074	11:41:39.312
7	44.085	+0.245	11:42:23.397
8	44.302	+0.462	11:43:07.699
9	44.021	+0.181	11:43:51.720
10	43.971	+0.131	11:44:35.691
11	44.025	+0.185	11:45:19.716
12	43.840		11:46:03.556
13	43.892	+0.052	11:46:47.448
14	44.020	+0.180	11:47:31.468
15	44.338	+0.498	11:48:15.806
16	44.187	+0.347	11:48:59.993
17	43.958	+0.118	11:49:43.951
18	44.255	+0.415	11:50:28.206

(619) Vitalijus Gudzenko

Lap	Lap Tm	Diff	Time of Day
1	56.978	+13.491	11:38:00.447
2	44.233	+0.746	11:38:44.680
3	43.912	+0.425	11:39:28.592
4	44.321	+0.834	11:40:12.913
5	43.775	+0.288	11:40:56.688
6	43.487		11:41:40.175
7	43.571	+0.084	11:42:23.746
8	44.154	+0.667	11:43:07.900
9	44.065	+0.578	11:43:51.965
10	43.961	+0.474	11:44:35.926
11	43.966	+0.479	11:45:19.892
12	43.891	+0.404	11:46:03.783
13	43.872	+0.385	11:46:47.655
14	44.592	+1.105	11:47:32.247
15	44.194	+0.707	11:48:16.441
16	43.776	+0.289	11:49:00.217
17	43.923	+0.436	11:49:44.140
18	44.270	+0.783	11:50:28.410

(67) Argo Tamm

Lap	Lap Tm	Diff	Time of Day
1	49.841	+6.316	11:37:53.120
2	45.425	+1.900	11:38:38.545

Lap	Lap Tm	Diff	Time of Day
3	43.997	+0.472	11:39:22.542
4	45.280	+1.755	11:40:07.822
5	43.694	+0.169	11:40:51.516
6	43.619	+0.094	11:41:35.135
7	44.075	+0.550	11:42:19.210
8	43.937	+0.412	11:43:03.147
9	43.839	+0.314	11:43:46.986
10	43.970	+0.445	11:44:30.956
11	43.525		11:45:14.481
12	53.210	+9.685	11:46:07.691
13	44.909	+1.384	11:46:52.600
14	44.063	+0.538	11:47:36.663
15	44.272	+0.747	11:48:20.935
16	43.997	+0.472	11:49:04.932
17	44.075	+0.550	11:49:49.007
18	45.477	+1.952	11:50:34.484

(11) Tõnis Liigmann

Lap	Lap Tm	Diff	Time of Day
1	49.109	+6.118	11:37:51.576
2	1:14.308	+31.317	11:39:05.884
3	43.527	+0.536	11:39:49.411
4	43.204	+0.213	11:40:32.615
5	43.405	+0.414	11:41:16.020
6	43.191	+0.200	11:41:59.211
7	42.991		11:42:42.202
8	43.114	+0.123	11:43:25.316
9	43.000	+0.009	11:44:08.316
10	43.022	+0.031	11:44:51.338
11	43.097	+0.106	11:45:34.435
12	43.105	+0.114	11:46:17.540
13	43.018	+0.027	11:47:00.558
14	43.182	+0.191	11:47:43.740
15	43.185	+0.194	11:48:26.925
16	43.079	+0.088	11:49:10.004
17	43.203	+0.212	11:49:53.207
18	43.318	+0.327	11:50:36.525

(2) Mario Vendla

Lap	Lap Tm	Diff	Time of Day
1	1:04.558	+22.042	11:38:06.677
2	43.685	+1.169	11:38:50.362
3	43.173	+0.657	11:39:33.535
4	42.966	+0.450	11:40:16.501
5	57.365	+14.849	11:41:13.866
6	47.375	+4.859	11:42:01.241
7	42.516		11:42:43.757
8	42.637	+0.121	11:43:26.394
9	42.622	+0.106	11:44:09.016
10	42.845	+0.329	11:44:51.861
11	42.901	+0.385	11:45:34.762
12	43.079	+0.563	11:46:17.841
13	42.989	+0.473	11:47:00.830
14	43.098	+0.582	11:47:43.928
15	43.272	+0.756	11:48:27.200
16	43.019	+0.503	11:49:10.219
17	43.178	+0.662	11:49:53.397
18	43.407	+0.891	11:50:36.804

(55) Heigo Hummel

Lap	Lap Tm	Diff	Time of Day
1	50.208	+4.514	11:37:54.323
2	46.948	+1.254	11:38:41.271
3	46.354	+0.660	11:39:27.625
4	46.343	+0.649	11:40:13.968
5	46.502	+0.808	11:41:00.470
6	45.733	+0.039	11:41:46.203
7	45.746	+0.052	11:42:31.949
8	45.694		11:43:17.643

Lap	Lap Tm	Diff	Time of Day
9	46.344	+0.650	11:44:03.987
10	46.206	+0.512	11:44:50.193
11	49.659	+3.965	11:45:39.852
12	46.238	+0.544	11:46:26.090
13	52.541	+6.847	11:47:18.631
14	46.288	+0.594	11:48:04.919
15	47.401	+1.707	11:48:52.320
16	46.186	+0.492	11:49:38.506
17	47.588	+1.894	11:50:26.094

(15) Haralds Garkaklis

Lap	Lap Tm	Diff	Time of Day
1	51.163	+8.394	11:37:53.462
2	44.309	+1.540	11:38:37.771
3	43.182	+0.413	11:39:20.953
4	43.139	+0.370	11:40:04.092
5	43.145	+0.376	11:40:47.237
6	43.045	+0.276	11:41:30.282
7	42.994	+0.225	11:42:13.276
8	42.769		11:42:56.045
9	43.071	+0.302	11:43:39.116
10	57.052	+14.283	11:44:36.168

RAHA 24 Eesti MV V etapp kardispordis

Lapchart


Rotax Max DD2; Rotax Max DD2 Masters; KZ2

Rapla Karting Circuit 1,035 Km

Rotax Max DD2, Rotax Max DD2 Masters - prefinal race - 18 laps

23.07.2011 11:35

Race (18 Laps) started at 11:37:02



Competitors	Laps																		
	0	1	2	3	4	5	6	7	8	9	10	11	12	13	14	15	16	17	18
Georg Vann (621)	1	621	632	632	632	632	632	632	632	632	632	632	632	632	632	632	632	632	632
Mario Vendla (2)	2	2	605	605	605	605	605	605	605	605	605	605	605	605	605	605	605	605	605
Martins Lapins (610)	3	610	621	621	621	621	621	621	621	621	621	621	14	14	14	14	14	14	14
Haralds Garkaklis (15)	4	15	34	34	14	14	14	14	14	14	14	14	14	621	621	621	621	621	621
Simas Juodvirsis (605)	5	605	14	14	34	34	34	34	34	34	34	34	34	34	46	34	46	46	16
Tristan Viidas (632)	6	632	111	111	111	111	111	111	111	111	111	111	111	46	34	111	16	16	46
Tõnis Liigmann (11)	7	11	64	64	64	64	64	64	64	64	15	46	46	111	111	46	34	34	621
Mario Haugas (16)	8	16	11	97	97	97	15	15	15	15	64	64	64	64	16	16	111	111	111
Conrad Hildebrand (34)	9	34	97	15	15	15	97	46	46	46	46	16	16	16	64	64	64	64	64
Antti Rammo (14)	10	14	60	60	60	46	46	97	16	16	16	97	97	97	97	97	97	97	97
Eke Nurm (64)	11	64	67	67	67	60	16	16	97	97	97	60	60	60	60	60	60	60	60
Saulius Poceviccius (111)	12	111	15	46	46	16	60	60	60	60	60	67	67	601	601	601	601	601	601
Anrijs Lembergs (97)	13	97	55	16	16	67	67	67	67	67	67	67	67	601	601	619	619	619	619
Kenneth Hildebrand (46)	14	46	46	55	601	601	601	601	601	601	601	619	619	67	67	67	67	67	67
Argo Tamm (67)	15	67	16	601	55	619	619	619	619	619	619	15	11	11	11	11	11	11	11
Priit Sei (60)	16	60	601	619	619	55	55	55	55	55	55	55	2	2	2	2	2	2	2
Vitalijus Gudzenko (619)	17	619	619	2	2	2	2	11	11	11	11	11	11	55	55	55	55	55	55
Normunds Stanevics (601)	18	601	2	11	11	11	11	2	2	2	2	2	2						
Heigo Hummel (55)	19	55																	

RAHA 24 Eesti MV V etapp kardispordis

Sorted on Laps

Rotax Max DD2; Rotax Max DD2 Masters; KZ2

Rapla Karting Circuit 1,035 Km

Rotax Max DD2, Rotax Max DD2 Masters - final race - 20 laps

23.07.2011 15:27

Race (20 Laps) started at 15:36:10

Pos	No.	Name	R	Nat	Entrant/Race Team	Chassis/Engine/Tyres	Laps	Total Tm	Diff	Gap	Best Tm	In Lap	Points
1	632	Tristan Viidas	R	EST	Aix Racing	Tony Kart / Rotax 125 / Mojo	20	14:32.173			43.173	17	30
2	621	Georg Vann		EST	R24 Motorsport	CRG / Rotax 125 / Mojo	20	14:33.084	0.911	0.911	43.153	16	24
3	605	Simas Juodvirsis		LTU	RKV Racing	Maranello / Rotax 125 / Mojo	20	14:34.128	1.955	1.044	43.172	18	20
4	46	Kenneth Hildebrand		SWI	AGS Racing	Zanardi / Rotax 125 / Mojo	20	14:35.057	2.884	0.929	43.254	18	18
5	16	Mario Haugas	R	EST	Aix Racing	Tony Kart / Rotax 125 / Mojo	20	14:35.732	3.559	0.675	43.344	12	16
6	11	Tõnis Liigmann		EST	Max Racing	CRG / Rotax 125 / Mojo	20	14:36.741	4.568	1.009	43.270	17	14
7	2	Mario Vendla		EST	Kartdagö	Birel / Rotax 125 / Mojo	20	14:36.997	4.824	0.256	43.052	13	12
8	610	Martins Lapins		LAT	RKV Racing	Energy / Rotax 125 / Mojo	20	14:40.910	8.737	3.913	43.326	11	10
9	15	Haralds Garkaklis		LAT	Lebester Racing	Gillard / Rotax 125 / Mojo	20	14:41.894	9.721	0.984	43.467	19	8
10	34	Conrad Hildebrand	R	SWI	R24 Motorsport	Tony Kart / Rotax 125 / Mojo	20	14:46.355	14.182	4.461	43.661	17	6
11	111	Saulius Pocevicius		LTU	RKV Racing	Maranello / Rotax 125 / Mojo	20	14:46.953	14.780	0.598	43.720	13	30
12	64	Eke Nurm		EST	AGS Racing	Maddox / Rotax 125 / Mojo	20	14:48.052	15.879	1.099	43.795	12	24
13	14	Antti Rammo		EST	Vihur Team	Tony Kart / Rotax 125 / Mojo	20	14:52.621	20.448	4.569	43.416	11	4
14	619	Vitalijus Gudzenko		LTU	RKV Racing	Maranello / Rotax 125 / Mojo	20	14:57.231	25.058	4.610	44.218	16	20
15	67	Argo Tamm		EST	Max Racing	CRG / Rotax 125 / Mojo	20	14:57.746	25.573	0.515	44.060	11	18
16	97	Anrijs Lembergs		LAT	Kika Motorsport	Gillard / Rotax 125 / Mojo	20	14:58.667	26.494	0.921	44.130	11	16
17	60	Priit Sei		EST	Talvar Racing	Intrepid / Rotax 125 / Mojo	20	14:59.418	27.245	0.751	44.100	12	14
18	601	Normunds Stanevics		LAT	Kika Motorsport	Gillard / Rotax 125 / Mojo	20	15:04.361	32.188	4.943	44.501	11	12
19	55	Heigo Hummel	R	EST	R24 Motorsport	Tony Kart / Rotax 125 / Mojo	19	15:03.385	1 Lap	1 Lap	45.868	10	10

Margin of Victory

Avg. Speed

Best Lap Tm

Best Speed

Best Lap by

0.911

85,442

43.052

86,547

2 - Mario Vendla

Organizer: MAK MTÜ Posted at:

Officialised at:

Orbits

Clerk of the Course: Heikki Hõbemägi

Secretary of race: Ingrid Kiiver-Riisman; Merle Niglas

Official Timing: EAL Timing

Printed: 25.07.2011 16:29:57

RAHA 24 Eesti MV V etapp kardispordis

Sorted on Laps

Rotax Max DD2; Rotax Max DD2 Masters; KZ2

Rapla Karting Circuit 1,035 Km

Rotax Max DD2, Rotax Max DD2 Masters - final race - 20 laps

23.07.2011 15:27

Race (20 Laps) started at 15:36:10

Pos	No.	Name	R	Nat	Entrant/Race Team	Chassis/Engine/Tyres	Laps	Total Tm	Diff	Gap	Best Tm	In Lap	Points
Rotax DD2													
1	632	Tristan Viidas	R	EST	Aix Racing	Tony Kart / Rotax 125 / Mojo	20	14:32.173			43.173	17	30
2	621	Georg Vann		EST	R24 Motorsport	CRG / Rotax 125 / Mojo	20	14:33.084	0.911	0.911	43.153	16	24
3	605	Simas Juodvirsis		LTU	RKV Racing	Maranello / Rotax 125 / Mojo	20	14:34.128	1.955	1.044	43.172	18	20
4	46	Kenneth Hildebrand		SWI	AGS Racing	Zanardi / Rotax 125 / Mojo	20	14:35.057	2.884	0.929	43.254	18	18
5	16	Mario Haugas	R	EST	Aix Racing	Tony Kart / Rotax 125 / Mojo	20	14:35.732	3.559	0.675	43.344	12	16
6	11	Tõnis Liigmann		EST	Max Racing	CRG / Rotax 125 / Mojo	20	14:36.741	4.568	1.009	43.270	17	14
7	2	Mario Vendla		EST	Kartdagö	Birel / Rotax 125 / Mojo	20	14:36.997	4.824	0.256	43.052	13	12
8	610	Martins Lapins		LAT	RKV Racing	Energy / Rotax 125 / Mojo	20	14:40.910	8.737	3.913	43.326	11	10
9	15	Haralds Garkaklis		LAT	Lebester Racing	Gillard / Rotax 125 / Mojo	20	14:41.894	9.721	0.984	43.467	19	8
10	34	Conrad Hildebrand	R	SWI	R24 Motorsport	Tony Kart / Rotax 125 / Mojo	20	14:46.355	14.182	4.461	43.661	17	6
11	14	Antti Rammo		EST	Vihur Team	Tony Kart / Rotax 125 / Mojo	20	14:52.621	20.448	6.266	43.416	11	4

Rotax Masters													
1	111	Saulius Pocevicus		LTU	RKV Racing	Maranello / Rotax 125 / Mojo	20	14:46.953			43.720	13	30
2	64	Eke Nurm		EST	AGS Racing	Maddox / Rotax 125 / Mojo	20	14:48.052	1.099	1.099	43.795	12	24
3	619	Vitalijus Gudzenko		LTU	RKV Racing	Maranello / Rotax 125 / Mojo	20	14:57.231	10.278	9.179	44.218	16	20
4	67	Argo Tamm		EST	Max Racing	CRG / Rotax 125 / Mojo	20	14:57.746	10.793	0.515	44.060	11	18
5	97	Anrijs Lembergs		LAT	Kika Motorsport	Gillard / Rotax 125 / Mojo	20	14:58.667	11.714	0.921	44.130	11	16
6	60	Priit Sei		EST	Talvar Racing	Intrepid / Rotax 125 / Mojo	20	14:59.418	12.465	0.751	44.100	12	14
7	601	Normunds Stanevics		LAT	Kika Motorsport	Gillard / Rotax 125 / Mojo	20	15:04.361	17.408	4.943	44.501	11	12
8	55	Heigo Hummel	R	EST	R24 Motorsport	Tony Kart / Rotax 125 / Mojo	19	15:03.385	1 Lap	1 Lap	45.868	10	10

Margin of Victory	Avg. Speed	Best Lap Tm	Best Speed	Best Lap by
0.911	85,442	43.052	86,547	2 - Mario Vendla

Organizer: MAK MTÜ Posted at: Officialised at: Orbits

Clerk of the Course: Heikki Hõbemägi

Secretary of race: Ingrid Kiiver-Riisman; Merle Niglas

Official Timing: EAL Timing

Printed: 25.07.2011 16:30:02

RAHA 24 Eesti MV V etapp kardisportis

Rotax Max DD2; Rotax Max DD2 Masters; KZ2

Rapla Karting Circuit 1,035 Km

Rotax Max DD2, Rotax Max DD2 Masters - final race - 20 laps

23.07.2011 15:27

Race (20 Laps) started at 15:36:10

Lap	Lap Tm	Diff	Time of Day
(632) Tristan Viidas			
1	44.774	+1.601	15:36:55.456
2	44.476	+1.303	15:37:39.932
3	43.978	+0.805	15:38:23.910
4	43.971	+0.798	15:39:07.881
5	43.702	+0.529	15:39:51.583
6	43.612	+0.439	15:40:35.195
7	43.763	+0.590	15:41:18.958
8	43.561	+0.388	15:42:02.519
9	43.580	+0.407	15:42:46.099
10	43.489	+0.316	15:43:29.588
11	43.318	+0.145	15:44:12.906
12	43.310	+0.137	15:44:56.216
13	43.345	+0.172	15:45:39.561
14	43.762	+0.589	15:46:23.323
15	43.312	+0.139	15:47:06.635
16	43.264	+0.091	15:47:49.899
17	43.173		15:48:33.072
18	43.235	+0.062	15:49:16.307
19	43.299	+0.126	15:49:59.606
20	43.249	+0.076	15:50:42.855

Lap	Lap Tm	Diff	Time of Day
(621) Georg Vann			
1	45.894	+2.741	15:36:57.049
2	44.114	+0.961	15:37:41.163
3	44.245	+1.092	15:38:25.408
4	44.422	+1.269	15:39:09.830
5	43.732	+0.579	15:39:53.562
6	43.584	+0.431	15:40:37.146
7	43.495	+0.342	15:41:20.641
8	43.351	+0.198	15:42:03.992
9	43.436	+0.283	15:42:47.428
10	43.615	+0.462	15:43:31.043
11	43.224	+0.071	15:44:14.267
12	43.309	+0.156	15:44:57.576
13	43.261	+0.108	15:45:40.837
14	43.344	+0.191	15:46:24.181
15	43.242	+0.089	15:47:07.423
16	43.153		15:47:50.576
17	43.276	+0.123	15:48:33.852
18	43.187	+0.034	15:49:17.039
19	43.177	+0.024	15:50:00.216
20	43.550	+0.397	15:50:43.766

Lap	Lap Tm	Diff	Time of Day
(605) Simas Juodvirsis			
1	44.999	+1.827	15:36:55.785
2	44.460	+1.288	15:37:40.245
3	44.153	+0.981	15:38:24.398
4	44.097	+0.925	15:39:08.495
5	43.849	+0.677	15:39:52.344
6	43.538	+0.366	15:40:35.882
7	43.545	+0.373	15:41:19.427
8	43.437	+0.265	15:42:02.864
9	43.729	+0.557	15:42:46.593
10	43.334	+0.162	15:43:29.927
11	43.349	+0.177	15:44:13.276
12	43.449	+0.277	15:44:56.725
13	43.376	+0.204	15:45:40.101
14	43.514	+0.342	15:46:23.615
15	43.394	+0.222	15:47:07.009
16	43.259	+0.087	15:47:50.268
17	43.199	+0.027	15:48:33.467
18	43.172		15:49:16.639
19	43.365	+0.193	15:50:00.004
20	44.806	+1.634	15:50:44.810

Lap	Lap Tm	Diff	Time of Day
(46) Kenneth Hildebrand			
1	45.207	+1.953	15:36:56.086
2	44.453	+1.199	15:37:40.539
3	44.505	+1.251	15:38:25.044
4	46.075	+2.821	15:39:11.119
5	43.615	+0.361	15:39:54.734
6	43.526	+0.272	15:40:38.260
7	43.337	+0.083	15:41:21.597
8	43.302	+0.048	15:42:04.899
9	43.740	+0.486	15:42:48.639
10	43.414	+0.160	15:43:32.053
11	43.397	+0.143	15:44:15.450
12	43.371	+0.117	15:44:58.821
13	43.366	+0.112	15:45:42.187
14	43.309	+0.055	15:46:25.496
15	43.632	+0.378	15:47:09.128
16	43.282	+0.028	15:47:52.410
17	43.394	+0.140	15:48:35.804
18	43.254		15:49:19.058
19	43.299	+0.045	15:50:02.357
20	43.382	+0.128	15:50:45.739

Lap	Lap Tm	Diff	Time of Day
(16) Mario Haugas			
1	45.327	+1.983	15:36:56.279
2	44.455	+1.111	15:37:40.734
3	44.805	+1.461	15:38:25.539
4	44.526	+1.182	15:39:10.065
5	43.831	+0.487	15:39:53.896
6	43.629	+0.285	15:40:37.525
7	43.512	+0.168	15:41:21.037
8	43.670	+0.326	15:42:04.707
9	43.672	+0.328	15:42:48.379
10	43.471	+0.127	15:43:31.850
11	43.427	+0.083	15:44:15.277
12	43.344		15:44:58.621
13	43.369	+0.025	15:45:41.990
14	43.413	+0.069	15:46:25.403
15	44.079	+0.735	15:47:09.482
16	43.412	+0.068	15:47:52.894
17	43.425	+0.081	15:48:36.319
18	43.344		15:49:19.663
19	43.375	+0.031	15:50:03.038
20	43.376	+0.032	15:50:46.414

Lap	Lap Tm	Diff	Time of Day
(11) Tõnis Liigmann			
1	47.191	+3.921	15:36:58.744
2	44.684	+1.414	15:37:43.428
3	44.091	+0.821	15:38:27.519
4	44.304	+1.034	15:39:11.823
5	43.805	+0.535	15:39:55.628
6	43.605	+0.335	15:40:39.233
7	43.415	+0.145	15:41:22.648
8	43.483	+0.213	15:42:06.131
9	43.525	+0.255	15:42:49.656
10	43.558	+0.288	15:43:33.214
11	43.355	+0.085	15:44:16.569
12	43.274	+0.004	15:44:59.843
13	43.387	+0.117	15:45:43.230
14	43.408	+0.138	15:46:26.638
15	43.696	+0.426	15:47:10.334
16	43.276	+0.006	15:47:53.610
17	43.270		15:48:36.880
18	43.358	+0.088	15:49:20.238
19	43.812	+0.542	15:50:04.050
20	43.373	+0.103	15:50:47.423

Lap	Lap Tm	Diff	Time of Day
(2) Mario Vendla			
1	47.885	+4.833	15:36:59.833
2	44.661	+1.609	15:37:44.494
3	43.952	+0.900	15:38:28.446
4	44.463	+1.411	15:39:12.909
5	44.150	+1.098	15:39:57.059
6	43.864	+0.812	15:40:40.923
7	44.403	+1.351	15:41:25.326
8	43.210	+0.158	15:42:08.536
9	43.411	+0.359	15:42:51.947
10	43.145	+0.093	15:43:35.092
11	43.159	+0.107	15:44:18.251
12	43.056	+0.004	15:45:01.307
13	43.052		15:45:44.359
14	43.139	+0.087	15:46:27.498
15	43.155	+0.103	15:47:10.653
16	43.192	+0.140	15:47:53.845
17	43.259	+0.207	15:48:37.104
18	43.209	+0.157	15:49:20.313
19	44.077	+1.025	15:50:04.390
20	43.289	+0.237	15:50:47.679

Lap	Lap Tm	Diff	Time of Day
(610) Martins Lapins			
1	47.584	+4.258	15:36:59.651
2	44.989	+1.663	15:37:44.640
3	45.415	+2.089	15:38:30.055
4	44.256	+0.930	15:39:14.311
5	43.603	+0.277	15:39:57.914
6	44.653	+1.327	15:40:42.567
7	43.980	+0.654	15:41:26.547
8	43.425	+0.099	15:42:09.972
9	43.678	+0.352	15:42:53.650
10	43.479	+0.153	15:43:37.129
11	43.326		15:44:20.455
12	43.492	+0.166	15:45:03.947
13	43.387	+0.061	15:45:47.334
14	43.355	+0.029	15:46:30.689
15	43.657	+0.331	15:47:14.346
16	43.352	+0.026	15:47:57.698
17	43.464	+0.138	15:48:41.162
18	43.446	+0.120	15:49:24.608
19	43.431	+0.105	15:50:08.039
20	43.553	+0.227	15:50:51.592

Lap	Lap Tm	Diff	Time of Day
(15) Haralds Garkaklis			
1	47.449	+3.982	15:36:59.705
2	44.422	+0.955	15:37:44.127
3	44.439	+0.972	15:38:28.566
4	44.566	+1.099	15:39:13.132
5	44.253	+0.786	15:39:57.385
6	43.820	+0.353	15:40:41.205
7	44.297	+0.830	15:41:25.502
8	43.759	+0.292	15:42:09.261
9	43.577	+0.110	15:42:52.838
10	43.661	+0.194	15:43:36.499
11	43.642	+0.175	15:44:20.141
12	43.892	+0.425	15:45:04.033
13	43.506	+0.039	15:45:47.539
14	43.527	+0.060	15:46:31.066
15	43.744	+0.277	15:47:14.810
16	43.634	+0.167	15:47:58.444
17	43.545	+0.078	15:48:41.989
18	43.480	+0.013	15:49:25.469
19	43.467		15:50:08.936
20	43.640	+0.173	15:50:52.576

Organizer: MAK MTÜ Posted at:

Officialised at:

Orbits

Clerk of the Course: Heikki Hõbemägi

Secretary of race: Ingrid Kiiver-Riisman; Merle Niglas

Official Timing: EAL Timing

Printed: 25.07.2011 16:30:06

RAHA 24 Eesti MV V etapp kardisportis

Rotax Max DD2; Rotax Max DD2 Masters; KZ2

Rapla Karting Circuit 1,035 Km

Rotax Max DD2, Rotax Max DD2 Masters - final race - 20 laps

23.07.2011 15:27

Race (20 Laps) started at 15:36:10

Lap	Lap Tm	Diff	Time of Day
(34) Conrad Hildebrand			
1	46.089	+2.428	15:36:57.126
2	44.833	+1.172	15:37:41.959
3	45.065	+1.404	15:38:27.024
4	44.996	+1.335	15:39:12.020
5	44.575	+0.914	15:39:56.595
6	44.162	+0.501	15:40:40.757
7	45.116	+1.455	15:41:25.873
8	43.870	+0.209	15:42:09.743
9	44.396	+0.735	15:42:54.139
10	44.109	+0.448	15:43:38.248
11	43.835	+0.174	15:44:22.083
12	43.907	+0.246	15:45:05.990
13	44.020	+0.359	15:45:50.010
14	43.803	+0.142	15:46:33.813
15	44.042	+0.381	15:47:17.855
16	43.799	+0.138	15:48:01.654
17	43.661		15:48:45.315
18	43.833	+0.172	15:49:29.148
19	44.106	+0.445	15:50:13.254
20	43.783	+0.122	15:50:57.037

Lap	Lap Tm	Diff	Time of Day
(111) Saulius Pocevicus			
1	46.345	+2.625	15:36:57.480
2	44.915	+1.195	15:37:42.395
3	44.715	+0.995	15:38:27.110
4	46.170	+2.450	15:39:13.280
5	44.374	+0.654	15:39:57.654
6	44.772	+1.052	15:40:42.426
7	44.402	+0.682	15:41:26.828
8	43.815	+0.095	15:42:10.643
9	43.947	+0.227	15:42:54.590
10	44.055	+0.335	15:43:38.645
11	44.106	+0.386	15:44:22.751
12	43.768	+0.048	15:45:06.519
13	43.720		15:45:50.239
14	43.950	+0.230	15:46:34.189
15	43.935	+0.215	15:47:18.124
16	43.823	+0.103	15:48:01.947
17	43.838	+0.118	15:48:45.785
18	43.848	+0.128	15:49:29.633
19	43.857	+0.137	15:50:13.490
20	44.145	+0.425	15:50:57.635

Lap	Lap Tm	Diff	Time of Day
(64) Eke Nurm			
1	46.364	+2.569	15:36:57.633
2	44.868	+1.073	15:37:42.501
3	45.169	+1.374	15:38:27.670
4	44.867	+1.072	15:39:12.537
5	44.776	+0.981	15:39:57.313
6	45.537	+1.742	15:40:42.850
7	44.230	+0.435	15:41:27.080
8	44.022	+0.227	15:42:11.102
9	44.049	+0.254	15:42:55.151
10	44.016	+0.221	15:43:39.167
11	44.071	+0.276	15:44:23.238
12	43.795		15:45:07.033
13	43.799	+0.004	15:45:50.832
14	43.966	+0.171	15:46:34.798
15	43.827	+0.032	15:47:18.625
16	43.917	+0.122	15:48:02.542
17	44.164	+0.369	15:48:46.706
18	43.867	+0.072	15:49:30.573
19	44.230	+0.435	15:50:14.803
20	43.931	+0.136	15:50:58.734

Lap	Lap Tm	Diff	Time of Day
(14) Antti Rammo			
1	45.081	+1.665	15:36:55.941
2	44.370	+0.954	15:37:40.311
3	44.629	+1.213	15:38:24.940
4	56.901	+13.485	15:39:21.841
5	44.042	+0.626	15:40:05.883
6	43.861	+0.445	15:40:49.744
7	43.793	+0.377	15:41:33.537
8	44.314	+0.898	15:42:17.851
9	43.846	+0.430	15:43:01.697
10	44.016	+0.600	15:43:45.713
11	43.416		15:44:29.129
12	43.835	+0.419	15:45:12.964
13	44.397	+0.981	15:45:57.361
14	44.245	+0.829	15:46:41.606
15	43.979	+0.563	15:47:25.585
16	43.567	+0.151	15:48:09.152
17	43.685	+0.269	15:48:52.837
18	43.442	+0.026	15:49:36.279
19	43.490	+0.074	15:50:19.769
20	43.534	+0.118	15:51:03.303

Lap	Lap Tm	Diff	Time of Day
(619) Vitalijus Gudzenko			
1	48.827	+4.609	15:37:00.267
2	45.272	+1.054	15:37:45.539
3	45.097	+0.879	15:38:30.636
4	45.040	+0.822	15:39:15.676
5	44.850	+0.632	15:40:00.526
6	44.809	+0.591	15:40:45.335
7	44.746	+0.528	15:41:30.081
8	44.802	+0.584	15:42:14.883
9	44.529	+0.311	15:42:59.412
10	44.438	+0.220	15:43:43.850
11	44.396	+0.178	15:44:28.246
12	44.331	+0.113	15:45:12.577
13	44.348	+0.130	15:45:56.925
14	44.582	+0.364	15:46:41.507
15	44.744	+0.526	15:47:26.251
16	44.218		15:48:10.469
17	44.373	+0.155	15:48:54.842
18	44.511	+0.293	15:49:39.353
19	44.222	+0.004	15:50:23.575
20	44.338	+0.120	15:51:07.913

Lap	Lap Tm	Diff	Time of Day
(67) Argo Tamm			
1	48.785	+4.725	15:37:00.422
2	45.741	+1.681	15:37:46.163
3	45.469	+1.409	15:38:31.632
4	45.042	+0.982	15:39:16.674
5	44.823	+0.763	15:40:01.497
6	44.625	+0.565	15:40:46.122
7	44.605	+0.545	15:41:30.727
8	44.461	+0.401	15:42:15.188
9	44.717	+0.657	15:42:59.905
10	44.408	+0.348	15:43:44.313
11	44.060		15:44:28.373
12	44.364	+0.304	15:45:12.737
13	44.385	+0.325	15:45:57.122
14	44.712	+0.652	15:46:41.834
15	44.716	+0.656	15:47:26.550
16	44.148	+0.088	15:48:10.698
17	44.818	+0.758	15:48:55.516
18	44.474	+0.414	15:49:39.990
19	44.124	+0.064	15:50:24.114
20	44.314	+0.254	15:51:08.428

Lap	Lap Tm	Diff	Time of Day
(97) Anrijs Lembergs			
1	46.878	+2.748	15:36:58.183
2	45.616	+1.486	15:37:43.799
3	46.108	+1.978	15:38:29.907
4	45.583	+1.453	15:39:15.490
5	44.714	+0.584	15:40:00.204
6	45.223	+1.093	15:40:45.427
7	45.001	+0.871	15:41:30.428
8	44.570	+0.440	15:42:14.998
9	45.382	+1.252	15:43:00.380
10	44.475	+0.345	15:43:44.855
11	44.130		15:44:28.985
12	44.907	+0.777	15:45:13.892
13	44.224	+0.094	15:45:58.116
14	44.416	+0.286	15:46:42.532
15	44.410	+0.280	15:47:26.942
16	44.333	+0.203	15:48:11.275
17	44.454	+0.324	15:48:55.729
18	44.665	+0.535	15:49:40.394
19	44.676	+0.546	15:50:25.070
20	44.279	+0.149	15:51:09.349

Lap	Lap Tm	Diff	Time of Day
(60) Prit Sei			
1	48.475	+4.375	15:37:00.336
2	46.331	+2.231	15:37:46.667
3	45.237	+1.137	15:38:31.904
4	44.959	+0.859	15:39:16.863
5	44.789	+0.689	15:40:01.652
6	44.759	+0.659	15:40:46.411
7	44.523	+0.423	15:41:30.934
8	45.090	+0.990	15:42:16.024
9	44.772	+0.672	15:43:00.796
10	45.318	+1.218	15:43:46.114
11	44.495	+0.395	15:44:30.609
12	44.100		15:45:14.709
13	44.128	+0.028	15:45:58.837
14	44.618	+0.518	15:46:43.455
15	44.476	+0.376	15:47:27.931
16	44.116	+0.016	15:48:12.047
17	44.485	+0.385	15:48:56.532
18	44.408	+0.308	15:49:40.940
19	44.875	+0.775	15:50:25.815
20	44.285	+0.185	15:51:10.100

Lap	Lap Tm	Diff	Time of Day
(601) Normunds Stanevics			
1	48.686	+4.185	15:37:00.168
2	45.837	+1.336	15:37:46.005
3	46.266	+1.765	15:38:32.271
4	45.391	+0.890	15:39:17.662
5	45.072	+0.571	15:40:02.734
6	44.770	+0.269	15:40:47.504
7	44.621	+0.120	15:41:32.125
8	45.063	+0.562	15:42:17.188
9	45.119	+0.618	15:43:02.307
10	44.643	+0.142	15:43:46.950
11	44.501		15:44:31.451
12	44.852	+0.351	15:45:16.303
13	44.892	+0.391	15:46:01.195
14	44.873	+0.372	15:46:46.068
15	44.660	+0.159	15:47:30.728
16	45.122	+0.621	15:48:15.850
17	44.826	+0.325	15:49:00.676
18	44.719	+0.218	15:49:45.395
19	45.032	+0.531	15:50:30.427
20	44.616	+0.115	15:51:15.043

Organizer: MAK MTÜ Posted at:

Officialised at:

Orbits

Clerk of the Course: Heikki Hõbemägi

Secretary of race: Ingrid Kiiver-Riisman; Merle Niglas

Official Timing: EAL Timing

Printed: 25.07.2011 16:30:06

RAHA 24 Eesti MV V etapp kardispordis

Lapchart

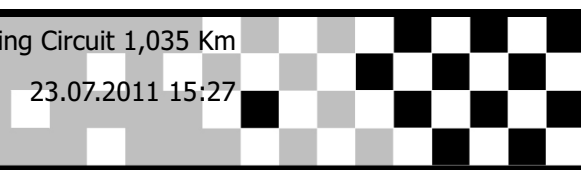
Rotax Max DD2; Rotax Max DD2 Masters; KZ2

Rapla Karting Circuit 1,035 Km

Rotax Max DD2, Rotax Max DD2 Masters - final race - 20 laps

23.07.2011 15:27

Race (20 Laps) started at 15:36:10



Competitors	Laps																				
	0	1	2	3	4	5	6	7	8	9	10	11	12	13	14	15	16	17	18	19	20
Tristan Viidas (632)	1	632	632	632	632	632	632	632	632	632	632	632	632	632	632	632	632	632	632	632	632
Simas Juodvirsis (605)	2	605	605	605	605	605	605	605	605	605	605	605	605	605	605	605	605	605	605	605	621
Antti Rammo (14)	3	14	14	14	14	621	621	621	621	621	621	621	621	621	621	621	621	621	621	621	605
Kenneth Hildebrand (46)	4	46	46	46	46	16	16	16	16	16	16	16	16	16	16	46	46	46	46	46	46
Mario Haugas (16)	5	16	16	16	621	46	46	46	46	46	46	46	46	46	46	16	16	16	16	16	16
Conrad Hildebrand (34)	6	34	621	621	16	11	11	11	11	11	11	11	11	11	11	11	11	11	11	11	11
Saulius Poceviccius (111)	7	111	34	34	34	34	34	2	2	2	2	2	2	2	2	2	2	2	2	2	2
Georg Vann (621)	8	621	111	111	111	64	2	2	15	15	15	15	15	610	610	610	610	610	610	610	610
Eke Nurm (64)	9	64	64	64	11	2	64	15	34	34	610	610	610	15	15	15	15	15	15	15	15
Anrijs Lembergs (97)	10	97	97	11	64	15	15	111	610	610	34	34	34	34	34	34	34	34	34	34	34
Vitalijus Gudzenko (619)	11	619	11	97	2	111	111	610	111	111	111	111	111	111	111	111	111	111	111	111	111
Normunds Stanevics (601)	12	601	610	15	15	610	610	64	64	64	64	64	64	64	64	64	64	64	64	64	64
Tõnis Liigmann (11)	13	11	15	2	97	97	97	619	619	619	619	619	619	619	619	14	14	14	14	14	14
Argo Tamm (67)	14	67	2	610	610	619	619	97	97	97	67	67	67	67	14	619	619	619	619	619	619
Priit Sei (60)	15	60	601	619	619	67	67	67	67	67	97	97	97	14	14	67	67	67	67	67	67
Mario Vendla (2)	16	2	619	601	67	60	60	60	60	60	60	14	14	97	97	97	97	97	97	97	97
Heigo Hummel (55)	17	55	60	67	60	601	601	601	601	601	14	60	60	60	60	60	60	60	60	60	60
Martins Lapins (610)	18	610	67	60	601	14	14	14	14	14	601	601	601	601	601	601	601	601	601	601	601
Haralds Garkaklis (15)	19	15	55	55	55	55	55	55	55	55	55	55	55	55	55	55	55	55	55	55	55

RAHA 24 Eesti MV V etapp kardispordis

Rotax Max DD2; Rotax Max DD2 Masters; KZ2

Rapla Karting Circuit 1,035 Km

Rotax Masters - kokkuvõte

Pos	No.	Name	Nat	Entrant/Race Team	Chassis/Engine/Tyres	R1.	R2.	Total points
1	111	Saulius Pocevicius	LTU	RKV Racing	Maranello / Rotax 125 / Mojo	15	30	45
2	64	Eke Nurm	EST	AGS Racing	Maddox / Rotax 125 / Mojo	12	24	36
3	619	Vitalijus Gudzenko	LTU	RKV Racing	Maranello / Rotax 125 / Mojo	7	20	27
4	97	Anrijs Lembergs	LAT	Kika Motorsport	Gillard / Rotax 125 / Mojo	10	16	26
5	67	Argo Tamm	EST	Max Racing	CRG / Rotax 125 / Mojo	6	18	24
6	60	Priit Sei	EST	Talvar Racing	Intrepid / Rotax 125 / Mojo	9	14	23
7	601	Normunds Stanevics	LAT	Kika Motorsport	Gillard / Rotax 125 / Mojo	8	12	20
8	55	Heigo Hummel	EST	R24 Motorsport	Tony Kart / Rotax 125 / Mojo	5	10	15

RAHA 24 Eesti MV V etapp kardispordis

Rotax Max DD2; Rotax Max DD2 Masters; KZ2

Rapla Karting Circuit 1,035 Km

Rotax DD2, Rotax Masters - laupäeva parimate ringiaegade paremus järjestus

Pos	No.	Name	Nat	Entrant/Race Team	Overall BestTm	Diff	Gap In Session
Rotax DD2							
1	46	Kenneth Hildebrand	SWE	AGS Racing	42.467		Rotax Max DD2, Rotax Max DD2 Maste
2	2	Mario Vendla	EST	Kartdagö	42.516	0.049	0.049 Rotax Max DD2, Rotax Max DD2 Maste
3	632	Tristan Viidas	EST	Aix Racing	42.633	0.166	0.117 Rotax Max DD2, Rotax Max DD2 Maste
4	605	Simas Juodvirsis	LTU	RKV Racing	42.662	0.195	0.029 Rotax Max DD2, Rotax Max DD2 Maste
5	15	Haralds Garkaklis	LAT	Lebester Racing	42.769	0.302	0.107 Rotax Max DD2, Rotax Max DD2 Maste
6	16	Mario Haugas	EST	Aix Racing	42.777	0.310	0.008 Rotax Max DD2, Rotax Max DD2 Maste
7	14	Antti Rammo	EST	Vihur Team	42.798	0.331	0.021 Rotax Max DD2, Rotax Max DD2 Maste
8	621	Georg Vann	EST	R24 Motorsport	42.818	0.351	0.020 Rotax Max DD2; Rotax Max DD2 Maste
9	11	Tõnis Liigmann	EST	Max Racing	42.946	0.479	0.128 Rotax Max DD2; Rotax Max DD2 Maste
10	610	Martins Lapins	LAT	RKV Racing	43.004	0.537	0.058 Rotax Max DD2; Rotax Max DD2 Maste
11	34	Conrad Hildebrand	SWE	R24 Motorsport	43.240	0.773	0.033 Rotax Max DD2, Rotax Max DD2 Maste
Rotax Masters							
1	64	Eke Nurm	EST	AGS Racing	43.126	0.659	0.122 Rotax Max DD2, Rotax Max DD2 Maste
2	111	Saulius Pocevicius	LTU	RKV Racing	43.165	0.698	0.039 Rotax Max DD2, Rotax Max DD2 Maste
3	97	Anrijs Lembergs	LAT	Kika Motorsport	43.474	1.007	0.049 Rotax Max DD2, Rotax Max DD2 Maste
4	619	Vitalijus Gudzenko	LTU	RKV Racing	43.487	1.020	0.013 Rotax Max DD2, Rotax Max DD2 Maste
5	67	Argo Tamm	EST	Max Racing	43.525	1.058	0.038 Rotax Max DD2, Rotax Max DD2 Maste
6	60	Priit Sei	EST	Talvar Racing	43.639	1.172	0.012 Rotax Max DD2, Rotax Max DD2 Maste
7	601	Normunds Stanevics	LAT	Kika Motorsport	43.840	1.373	0.194 Rotax Max DD2, Rotax Max DD2 Maste
8	55	Heigo Hummel	EST	R24 Motorsport	45.694	3.227	0.590 Rotax Max DD2, Rotax Max DD2 Maste

Rotax Masters Eesti MV kardisportis 2011

2011

Pos	No.	Name	Total	Diff	Gap	#1			#2			#3			#4			#5		
						R1	R2	Total	R1	R2	Total	R1	R2	Total	R1	R2	Total	R1	R2	Total
1	64	Eke Num	210	0	0	15	24	39	15	30	45	15	30	45	15	30	45	12	24	36
2	67	Argo Tamm	130	80	80	10	18	28	12	20	32	8	16	24	8	14	22	6	18	24
3	60	Priit Sei	123	87	7	9	20	29	8	16	24	9	20	29	6	12	18	9	14	23
4	619	Vitalijus Gudzenko	84	126	39	x	x	x	x	x	x	10	18	28	9	20	29	7	20	27
5	111	Saulius Pocevicius	81	129	3	x	x	x	x	x	x	x	x	x	12	24	36	15	30	45
6	77	Eriki Lehiste	75	135	6	12	30	42	9	24	33	x	x	x	x	x	x	x	x	x
7	88	Bruno Paabot	64	146	11	x	x	x	10	18	28	12	24	36	x	x	x	x	x	x
8	55	Heigo Hummel	60	150	4	8	16	24	0	0	0	7	14	21	x	x	x	5	10	15
9	97	Anrijs Lembergs	54	156	6	x	x	x	x	x	x	x	x	x	10	18	28	10	16	26
10	601	Normunds Stanevics	43	167	11	x	x	x	x	x	x	x	x	x	7	16	23	8	12	20
11	61	Siim Vips	0	210	43	x	x	x	x	x	x	x	x	x	0	0	0	x	x	x

Event Legend

#1	7.05.2011	RAHA 24 Eesti MV I etapp kardisportis - Rapla	#4	2.07.2011	RAHA 24 Eesti MV IV etapp kardisportis - Arave
#2	21.05.2011	RAHA 24 Eesti MV II etapp kardisportis - Aravete	#5	23.07.2011	RAHA 24 Eesti MV V etapp kardisportis - Rapla
#3	18.06.2011	RAHA 24 Eesti MV III etapp kardisportis - Põltsa			

Rotax Masters Baltic Cup 2011

2011

Pos	No.	Name	Total	Diff	Gap	#1			#2			#3		
						R1	R2	Total	R1	R2	Total	R1	R2	Total
1	111	Saulius Pocevicius	126	0	0	12	24	36	15	30	45	15	30	45
2	97	Anrijs Lembergs	98	28	28	15	30	45	9	18	27	10	16	26
3	64	Eke Num	94	32	4	8	16	24	10	24	34	12	24	36
4	619	Vitalijus Gudzenko	84	42	10	7	18	25	12	20	32	7	20	27
5	60	Normunds Stanevics	68	58	16	10	14	24	8	16	24	8	12	20
6	18	Vitalijs Sakalovs	29	97	39	9	20	29	x	x	x	x	x	x
7	67	Argo Tamm	24	102	5	x	x	x	x	x	x	6	18	24
8	60	Priit Sei	23	103	1	x	x	x	x	x	x	9	14	23
9	123	Mindaugas Balaisis	20	106	3	x	x	x	6	14	20	x	x	x
10	55	Heigo Hummel	15	111	5	x	x	x	x	x	x	5	10	15
11	101	Vaidas Ivanauskas	7	119	8	x	x	x	7	0	7	x	x	x
12	9	Rudolfs Berzins	6	120	1	6	0	6	x	x	x	x	x	x
13	11	Adam Galas	0	126	6	x	x	x	0	0	0	x	x	x
14	511	Zenonas Urbonas	0	126	0	x	x	x	0	0	0	x	x	x

Event Legend

#1	30.04.2011	Baltic Cup I - Ropazi - Latvia	#3	23.07.2011	Baltic Cup III - Rapla - Estonia
#2	04.06.2011	Baltic Cup II - Smalininkai - Lithuania			