



Superkrossi karikavõistluste VI etapp

Sorted on Best Lap time

Volga

auto24ring www.auto24ring.ee 3,170 km

treening + kvalifikatsioonisõit

22.06.2014 11:30

Practice started at 11:33:49

Pos	No.	Name	Nat	Class	Car	Best Tm	Diff	Laps	In Lap
1	35	Ivars JANEKS	LAT	Volga	GAZ 24	1:41.039		6	5
2	13	Normunds DOBUMS	LAT	Volga	GAZ 24	1:41.389	0.350	6	3
3	76	Ainars SENFELDS	LAT	Volga	GAZ 2410	1:41.839	0.800	6	5
4	8	Andrejs PAUPERS	LAT	Volga	GAZ 2410	1:42.178	1.139	6	2
5	25	Janis TOMSONS	LAT	Volga	GAZ 24	1:43.952	2.913	6	3
6	67	Andris VEJINS	LAT	Volga	GAZ 24	1:44.208	3.169	3	3
7	22	Normunds BERZINS	LAT	Volga	GAZ 24	1:44.607	3.568	6	5
8	59	Kristjan SOOPER	EST	Volga	GAZ 24	1:45.072	4.033	6	2
9	27	Alsins ITALO	LAT	Volga	GAZ 2411	1:45.559	4.520	5	5
10	21	Harijs BLICAVS	LAT	Volga	GAZ 24	1:47.093	6.054	6	3
11	55	Guntis SKELE	LAT	Volga	GAZ 2410	1:48.518	7.479	6	6
12	7	Janis MATULENS	LAT	Volga	GAZ 2410	1:51.049	10.010	5	5

Korraldaja: MTÜ Erki Sport

www.superkross.ee

Orbits

Võistluse direktor: Eiki Eriste

Võistluse juht: Erko Eriste

Võistluse ajamõõtja: Asper Leppik

Tulemused ja ringiajad: www.mylaps.ee

Printed: 23.06.2014 21:16:23





Superkrossi karikavõistluste VI etapp


Volga

auto24ring www.auto24ring.ee 3,170 km

treening + kvalifikatsioonisõit

22.06.2014 11:30

Practice started at 11:33:49



Lap	Lap Tm	Diff	Gap	Speed
(35) Ivars JANEKS				
1	1:54.104	+13.065		100,014022
2	1:42.974	+1.935	-11.130	110,824092
3	1:41.389	+0.350	-1.585	112,556589
4	1:41.273	+0.234	-0.116	112,685513
5	1:41.039		-0.234	112,946486
6	1:41.993	+0.954	+0.954	111,890032
Best Tm: 1:41.039				

Lap	Lap Tm	Diff	Gap	Speed
(13) Normunds DOBUMS				
1	1:55.830	+14.441		98,523699
2	1:43.214	+1.825	-12.616	110,566396
3	1:41.389		-1.825	112,556589
4	1:42.176	+0.787	+0.787	111,689634
5	1:41.738	+0.349	-0.438	112,170477
6	1:42.063	+0.674	+0.325	111,813292
Best Tm: 1:41.389				

Lap	Lap Tm	Diff	Gap	Speed
(76) Ainars SENFELDS				
1	1:46.825	+4.986		106,828926
2	1:43.114	+1.275	-3.711	110,673623
3	1:42.870	+1.031	-0.244	110,936133
4	1:42.487	+0.648	-0.383	111,350708
5	1:41.839		-0.648	112,059231
6	1:42.087	+0.248	+0.248	111,787005
Best Tm: 1:41.839				

Lap	Lap Tm	Diff	Gap	Speed
(8) Andrejs PAUPERS				
1	2:04.407	+22.229		91,731173
2	1:42.178		-22.229	111,687447
3	1:46.490	+4.312	+4.312	107,164992
4	1:42.643	+0.465	-3.847	111,181474
5	1:53.034	+10.856	+10.391	100,960773
6	1:57.114	+14.936	+4.080	97,443517
Best Tm: 1:42.178				

Lap	Lap Tm	Diff	Gap	Speed
(25) Janis TOMSONS				
1	1:48.792	+4.840		104,897419
2	1:45.778	+1.826	-3.014	107,886328
3	1:43.952		-1.826	109,781438
4	1:44.215	+0.263	+0.263	109,504390
5	1:43.982	+0.030	-0.233	109,749764
6	1:45.181	+1.229	+1.199	108,498683
Best Tm: 1:43.952				

Lap	Lap Tm	Diff	Gap	Speed
(67) Andris VEIINS				
1	2:16.717	+32.509		83,471697
2	1:44.415	+0.207	-32.302	109,294642
3	1:44.208		-0.207	109,511746
Best Tm: 1:44.208				

Lap	Lap Tm	Diff	Gap	Speed
(22) Normunds BERZINS				
1	1:52.985	+8.378		101,004558
2	1:47.446	+2.839	-5.539	106,211492
3	1:47.545	+2.938	+0.099	106,113720
4	1:45.508	+0.901	-2.037	108,162414
5	1:44.607		-0.901	109,094038
6	1:47.472	+2.865	+2.865	106,185797
Best Tm: 1:44.607				

Lap	Lap Tm	Diff	Gap	Speed
(59) Kristjan SOOPER				
1	1:45.460	+0.388		108,211644
2	1:45.072		-0.388	108,611238
3	1:50.975	+5.903	+5.903	102,833972
4	1:45.197	+0.125	-5.778	108,482181
5	1:46.001	+0.929	+0.804	107,659362
6	1:48.584	+3.512	+2.583	105,098357
Best Tm: 1:45.072				

Lap	Lap Tm	Diff	Gap	Speed
(27) Alsins ITALO				
1	2:16.343	+30.784		83,700667
2	1:50.541	+4.982	-25.802	103,237713
3	1:48.897	+3.338	-1.644	104,796275
4	1:46.386	+0.827	-2.511	107,269754
5	1:45.559		-0.827	108,110156
Best Tm: 1:45.559				

Lap	Lap Tm	Diff	Gap	Speed
(21) Harijs BLICAVS				
1	1:54.620	+7.527		99,563776
2	1:47.173	+0.080	-7.447	106,482043
3	1:47.093		-0.080	106,561587
4	1:47.875	+0.782	+0.782	105,789108
5	1:49.539	+2.446	+1.664	104,182072
6	1:48.512	+1.419	-1.027	105,168092
Best Tm: 1:47.093				

Lap	Lap Tm	Diff	Gap	Speed
(55) Guntis SKELE				
1	1:53.714	+5.196		100,357036
2	1:49.235	+0.717	-4.479	104,472010
3	1:48.566	+0.048	-0.669	105,115782
4	1:49.162	+0.644	+0.596	104,541874

Lap	Lap Tm	Diff	Gap	Speed
(7) Janis MATULENS				
5	1:48.625	+0.107	-0.537	105,058688
6	1:48.518		-0.107	105,162277
Best Tm: 1:48.518				
(7) Janis MATULENS				
1	2:08.685	+17.636		88,681665
2	1:51.070	+0.021	-17.615	102,746016
3	1:51.201	+0.152	+0.131	102,624976
4	1:51.544	+0.495	+0.343	102,309403
5	1:51.049		-0.495	102,765446
Best Tm: 1:51.049				

Korraldaja: MTÜ Erki Sport

www.superkross.ee

Orbits

Võistluse direktor: Eiki Eriste

Võistluse juht: Erko Eriste

Võistluse ajamõõtja: Asper Leppik

Tulemused ja ringiajad: www.mylaps.ee

Printed: 23.06.2014 21:16:33





Superkrossi karikavõistluste VI etapp

Volga

auto24ring www.auto24ring.ee 3,170 km

treening + kvalifikatsioonisõit

22.06.2014 11:30

Practice started at 11:33:49

POLE POSITION

Standing Start

1

1

35 Ivars JANEKS
1:41.039
GAZ 24

2

13 Normunds DOBUMS
1:41.389
GAZ 24

2

3

76 Ainars SENFELDS
1:41.839
GAZ 2410

4

8 Andrejs PAUPERS
1:42.178
GAZ 2410

3

5

25 Janis TOMSONS
1:43.952
GAZ 24

6

67 Andris VEJINS
1:44.208
GAZ 24

4

7

22 Normunds BERZINS
1:44.607
GAZ 24

8

59 Kristjan SOOPER
1:45.072
GAZ 24

5

9

27 Alsins ITALO
1:45.559
GAZ 2411

10

21 Harijs BLICAVS
1:47.093
GAZ 24

6

11

55 Guntis SKELE
1:48.518
GAZ 2410

12

7 Janis MATULENS
1:51.049
GAZ 2410



Superkrossi karikavõistluste VI etapp

Sorted on Laps

Volga

auto24ring www.auto24ring.ee 3,170 km

1. finaal - 12 ringi

22.06.2014 13:00

Race started at 14:07:47

Pos	No.	Name	Car	Laps	Total Tm	Diff	Best Tm	In Lap	Best Speed	Points
1	13	Normunds DOBUMS	GAZ 24	12	20:20.143		1:40.254	7	113,831	1
2	76	Ainars SENFELDS	GAZ 2410	12	20:21.740	1.597	1:40.585	4	113,456	2
3	8	Andrejs PAUPERS	GAZ 2410	12	20:22.705	2.562	1:40.487	7	113,567	3
4	35	Ivars JANEKS	GAZ 24	12	20:23.023	2.880	1:40.921	6	113,079	4
5	22	Normunds BERZINS	GAZ 24	12	20:53.579	33.436	1:42.875	12	110,931	5
6	25	Janis TOMSONS	GAZ 24	12	20:55.832	35.689	1:43.574	2	110,182	6
7	67	Andris VEJINS	GAZ 24	12	21:03.337	43.194	1:43.542	3	110,216	7
8	21	Harijs BLICAVS	GAZ 24	12	21:18.591	58.448	1:45.389	2	108,285	8
9	27	Alsins ITALO	GAZ 2411	12	21:35.248	1:15.105	1:45.926	2	107,736	9
10	7	Janis MATULENS	GAZ 2410	12	21:55.714	1:35.571	1:46.420	2	107,235	10
11	55	Guntis SKELE	GAZ 2410	10	20:44.242	2 Laps	1:48.122	2	105,547	11

Not classified (75% = 9 Laps)

DNF	59	Kristjan SOOPER	GAZ 24	4	7:17.584	DNF	1:46.401	2	107,255	22
-----	----	------------------------	--------	---	----------	-----	-----------------	---	---------	----

Margin of Victory	Avg. Speed	Best Lap Tm	Best Speed	Best Lap by
1.597	112,236	1:40.254	113,831	13 - Normunds DOBUMS

Korraldaja: MTÜ Erki Sport

www.superkross.ee

Orbits

Võistluse direktor: Eiki Eriste

Võistluse juht: Erko Eriste

Võistluse ajamõõtja: Asper Leppik

Tulemused ja ringiajad: www.mylaps.ee

Printed: 23.06.2014 21:17:01





Superkrossi karikavõistluste VI etapp


Volga

auto24ring www.auto24ring.ee 3,170 km

1. finaal - 12 ringi

22.06.2014 13:00

Race started at 14:07:47



Lap	Lap Tm	Diff	Gap	Speed
(13) Normunds DOBUMS				
1	1:45.934	+5.680		107,727453
2	1:41.529	+1.275	-4.405	112,401383
3	1:40.932	+0.678	-0.597	113,066223
4	1:42.117	+1.863	+1.185	111,754164
5	1:40.929	+0.675	-1.188	113,069584
6	1:40.942	+0.688	+0.013	113,055022
7	1:40.254		-0.688	113,830870
8	1:41.694	+1.440	+1.440	112,219010
9	1:41.893	+1.639	+0.199	111,999843
10	1:40.983	+0.729	-0.910	113,009120
11	1:40.914	+0.660	-0.069	113,086390
12	1:40.752	+0.498	-0.162	113,268223

Best Tm: 1:40.254

Lap	Lap Tm	Diff	Gap	Speed
(76) Ainars SENFELDS				
1	1:45.841	+5.256		107,822111
2	1:41.383	+0.798	-4.458	112,563250
3	1:40.871	+0.286	-0.512	113,134598
4	1:40.585		-0.286	113,456281
5	1:40.629	+0.044	+0.044	113,406672
6	1:40.928	+0.343	+0.299	113,070704
7	1:40.700	+0.115	-0.228	113,326713
8	1:42.706	+2.121	+2.006	111,113275
9	1:41.839	+1.254	-0.867	112,059231
10	1:41.222	+0.637	-0.617	112,742289
11	1:41.440	+0.855	+0.218	112,500000
12	1:41.310	+0.725	-0.130	112,644359

Best Tm: 1:40.585

Lap	Lap Tm	Diff	Gap	Speed
(8) Andrejs PAUPERS				
1	1:45.209	+4.722		108,469808
2	1:42.593	+2.106	-2.616	111,235659
3	1:41.369	+0.882	-1.224	112,578796
4	1:42.261	+1.774	+0.892	111,596796
5	1:41.410	+0.923	-0.851	112,533281
6	1:41.404	+0.917	-0.006	112,539939
7	1:40.487		-0.917	113,566929
8	1:40.915	+0.428	+0.428	113,085270
9	1:40.909	+0.422	-0.006	113,091994
10	1:40.604	+0.117	-0.305	113,434853
11	1:41.333	+0.846	+0.729	112,618792
12	1:41.814	+1.327	+0.481	112,086746

Best Tm: 1:40.487

Lap	Lap Tm	Diff	Gap	Speed
(35) Ivars JANEKS				
1	1:46.526	+5.605		107,128776

Lap	Lap Tm	Diff	Gap	Speed
2	1:41.139	+0.218	-5.387	112,834811
3	1:42.334	+1.413	+1.195	111,517189
4	1:42.168	+1.247	-0.166	111,698379
5	1:40.946	+0.025	-1.222	113,050542
6	1:40.921		-0.025	113,078547
7	1:41.613	+0.692	+0.692	112,308464
8	1:41.582	+0.661	-0.031	112,342738
9	1:41.295	+0.374	-0.287	112,661040
10	1:41.592	+0.671	+0.297	112,331680
11	1:41.472	+0.551	-0.120	112,464522
12	1:41.435	+0.514	-0.037	112,505545

Best Tm: 1:40.921

Lap	Lap Tm	Diff	Gap	Speed
(22) Normunds BERZINS				
1	1:47.631	+4.756		106,028932
2	1:43.583	+0.708	-4.048	110,172519
3	1:43.494	+0.619	-0.089	110,267262
4	1:44.055	+1.180	+0.561	109,672769
5	1:43.693	+0.818	-0.362	110,055645
6	1:44.226	+1.351	+0.533	109,492833
7	1:43.890	+1.015	-0.336	109,846954
8	1:44.371	+1.496	+0.481	109,340717
9	1:43.800	+0.925	-0.571	109,942197
10	1:43.877	+1.002	+0.077	109,860701
11	1:44.284	+1.409	+0.407	109,431936
12	1:42.875		-1.409	110,930741

Best Tm: 1:42.875

Lap	Lap Tm	Diff	Gap	Speed
(25) Janis TOMSONS				
1	1:47.179	+3.605		106,476082
2	1:43.574		-3.605	110,182092
3	1:43.710	+0.136	+0.136	110,037605
4	1:43.905	+0.331	+0.195	109,831096
5	1:43.994	+0.420	+0.089	109,737100
6	1:44.021	+0.447	+0.027	109,708617
7	1:44.268	+0.694	+0.247	109,448728
8	1:44.520	+0.946	+0.252	109,184845
9	1:43.864	+0.290	-0.656	109,874451
10	1:45.505	+1.931	+1.641	108,165490
11	1:43.684	+0.110	-1.821	110,065198
12	1:44.377	+0.803	+0.693	109,334432

Best Tm: 1:43.574

Lap	Lap Tm	Diff	Gap	Speed
(67) Andris VEJINS				
1	1:48.440	+4.898		105,237920
2	1:44.153	+0.611	-4.287	109,569576
3	1:43.542		-0.611	110,216144
4	1:44.008	+0.466	+0.466	109,722329

Lap	Lap Tm	Diff	Gap	Speed
5	1:44.661	+1.119	+0.653	109,037750
6	1:44.298	+0.756	-0.363	109,417247
7	1:44.888	+1.346	+0.590	108,801770
8	1:44.780	+1.238	-0.108	108,913915
9	1:44.489	+0.947	-0.291	109,217238
10	1:46.331	+2.789	+1.842	107,325239
11	1:44.390	+0.848	-1.941	109,320816
12	1:45.822	+2.280	+1.432	107,841470

Best Tm: 1:43.542

Lap	Lap Tm	Diff	Gap	Speed
(21) Harijs BLICAVS				
1	1:47.997	+2.608		105,669602
2	1:45.389		-2.608	108,284546
3	1:45.586	+0.197	+0.197	108,082511
4	1:46.176	+0.787	+0.590	107,481917
5	1:46.251	+0.862	+0.075	107,406048
6	1:45.864	+0.475	-0.387	107,798685
7	1:46.232	+0.843	+0.368	107,425258
8	1:45.770	+0.381	-0.462	107,894488
9	1:45.829	+0.440	+0.059	107,834337
10	1:46.581	+1.192	+0.752	107,073493
11	1:45.957	+0.568	-0.624	107,704069
12	1:45.948	+0.559	-0.009	107,713218

Best Tm: 1:45.389

Lap	Lap Tm	Diff	Gap	Speed
(27) Alsinis ITALO				
1	1:49.383	+3.457		104,330655
2	1:45.926		-3.457	107,735589
3	1:48.153	+2.227	+2.227	105,517184
4	1:46.456	+0.530	-1.697	107,199218
5	1:47.228	+1.302	+0.772	106,427426
6	1:46.890	+0.964	-0.338	106,763963
7	1:47.292	+1.366	+0.402	106,363941
8	1:47.620	+1.694	+0.328	106,039770
9	1:47.548	+1.622	-0.072	106,110760
10	1:47.867	+1.941	+0.319	105,796954
11	1:47.983	+2.057	+0.116	105,683302
12	1:47.537	+1.611	-0.446	106,121614

Best Tm: 1:45.926

Lap	Lap Tm	Diff	Gap	Speed
(7) Janis MATULENS				
1	1:50.153	+3.733		103,601354
2	1:46.420		-3.733	107,235482
3	1:47.981	+1.561	+1.561	105,685259
4	1:47.215	+0.795	-0.766	106,440330
5	1:48.942	+2.522	+1.727	104,752988
6	1:48.393	+1.973	-0.549	105,283552
7	1:49.558	+3.138	+1.165	104,164004



Superkrossi karikavõistluste VI etapp


Volga

auto24ring www.auto24ring.ee 3,170 km

1. finaal - 12 ringi

22.06.2014 13:00

Race started at 14:07:47



Lap	Lap Tm	Diff	Gap	Speed
8	1:49.597	+3.177	+0.039	104,126938
9	1:49.752	+3.332	+0.155	103,979882
10	1:50.879	+4.459	+1.127	102,923006
11	1:49.582	+3.162	-1.297	104,141191
12	1:51.849	+5.429	+2.267	102,030416

Best Tm: 1:46.420

(55) Guntis SKELE

Lap	Lap Tm	Diff	Gap	Speed
1	1:51.405	+3.283		102,437054
2	1:48.122		-3.283	105,547437
3	1:50.547	+2.425	+2.425	103,232109
4	1:51.381	+3.259	+0.834	102,459127
5	2:00.456	+12.334	+9.075	94,739988
6	1:59.538	+11.416	-0.918	95,467550
7	2:22.768	+34.646	+23.230	79,933879
8	2:21.625	+33.503	-1.143	80,578994
9	2:14.510	+26.388	-7.115	84,841276
10	2:17.939	+29.817	+3.429	82,732222

Best Tm: 1:48.122

(59) Kristjan SOOPER

Lap	Lap Tm	Diff	Gap	Speed
1	1:49.550	+3.149		104,171611
2	1:46.401		-3.149	107,254631
3	1:50.080	+3.679	+3.679	103,670058
4	1:47.231	+0.830	-2.849	106,424448

Best Tm: 1:46.401

Lap	Lap Tm	Diff	Gap	Speed
-----	--------	------	-----	-------

Lap	Lap Tm	Diff	Gap	Speed
-----	--------	------	-----	-------



Superkrossi karikavõistluste VI etapp

Lapchart


Volga

auto24ring www.auto24ring.ee 3,170 km

1. finaal - 12 ringi

22.06.2014 13:00

Race started at 14:07:47



Competitors	Laps												
	0	1	2	3	4	5	6	7	8	9	10	11	12
Ivars JANEKS (35)	1	35	35	35	13	76	76	76	76	13	13	13	13
Normunds DOBUMS (13)	2	13	13	13	35	13	13	13	13	76	76	76	76
Ainars SENFELDS (76)	3	76	8	76	76	35	35	35	35	35	8	8	8
Andrejs PAUPERS (8)	4	8	76	8	8	8	8	8	8	8	35	35	35
Janis TOMSONS (25)	5	25	25	25	25	25	25	25	25	25	22	22	22
Andris VEJINS (67)	6	67	22	22	22	22	22	22	22	22	25	25	25
Normunds BERZINS (22)	7	22	67	67	67	67	67	67	67	67	67	67	67
Kristjan SOOPER (59)	8	59	21	21	21	21	21	21	21	21	21	21	21
Harijs BLICAVS (21)	9	21	59	59	27	27	27	27	27	27	27	27	27
Alsins ITALO (27)	10	27	27	27	7	7	7	7	7	7	7	7	7
Janis MATULENS (7)	11	7	7	7	59	59	55	55	55	55	55	55	55
Guntis SKELE (55)	12	55	55	55	55	55							

Korraldaja: MTÜ Erki Sport

www.superkross.ee

Orbits

Võistluse direktor: Eiki Eriste

Võistluse juht: Erko Eriste

Võistluse ajamõõtja: Asper Leppik

Tulemused ja ringiajad: www.mylaps.ee

Printed: 23.06.2014 21:17:19





Superkrossi karikavõistluste VI etapp

Volga

auto24ring www.auto24ring.ee 3,170 km

2. finaal - stardi järjestus

22.06.2014 13:00

Race started at 14:07:47

POLE POSITION

Standing Start

1

1

13 Normunds DOBUMS

1:40.254
GAZ 24

2

3

76 Ainars SENFELDS

1:40.585
GAZ 2410

3

5

22 Normunds BERZINS

1:42.875
GAZ 24

4

7

25 Janis TOMSONS

1:43.574
GAZ 24

5

9

27 Alsins ITALO

1:45.926
GAZ 2411

6

11

7 Janis MATULENS

1:46.420
GAZ 2410

2

8 Andrejs PAUPERS

1:40.487
GAZ 2410

4

35 Ivars JANEKS

1:40.921
GAZ 24

6

67 Andris VEJINS

1:43.542
GAZ 24

8

21 Harijs BLICAVS

1:45.389
GAZ 24

10

59 Kristjan SOOPER

1:46.401
GAZ 24

12

55 Guntis SKELE

1:48.122
GAZ 2410



Superkrossi karikavõistluste VI etapp

Sorted on Laps

Volga

auto24ring www.auto24ring.ee 3,170 km

2. finaal - 12 ringi

22.06.2014 14:30

Race (12 Laps) started at 16:52:56

Pos	No.	Name	Car	Laps	Total Tm	Diff	Best Tm	In Lap	Best Speed	Points
1	13	Normunds DOBUMS	GAZ 24	12	20:18.228		1:40.338	11	113,736	1
2	8	Andrejs PAUPERS	GAZ 2410	12	20:19.561	1.333	1:40.239	11	113,848	2
3	35	Ivars JANEKS	GAZ 24	12	20:20.822	2.594	1:40.345	11	113,728	3
4	76	Ainars SENFELDS	GAZ 2410	12	20:38.847	20.619	1:41.918	10	111,972	4
5	22	Normunds BERZINS	GAZ 24	12	20:55.413	37.185	1:43.151	8	110,634	5
6	25	Janis TOMSONS	GAZ 24	12	20:57.772	39.544	1:43.200	7	110,581	6
7	21	Harijs BLICAVS	GAZ 24	12	21:16.493	58.265	1:45.101	2	108,581	7
8	67	Andris VEJINS	GAZ 24	12	21:24.081	1:05.853	1:42.766	10	111,048	8
9	59	Kristjan SOOPER	GAZ 24	12	21:25.882	1:07.654	1:45.628	12	108,040	9
10	7	Janis MATULENS	GAZ 2410	12	21:57.376	1:39.148	1:46.916	2	106,738	10
11	55	Guntis SKELE	GAZ 2410	12	22:06.999	1:48.771	1:48.970	10	104,726	11

Not classified (75% = 9 Laps)

DNS	27	Alsins ITALO	GAZ 2411		0.000	DNS		0	-	22
-----	----	---------------------	----------	--	-------	-----	--	---	---	----

Margin of Victory	Avg. Speed	Best Lap Tm	Best Speed	Best Lap by
1.333	112,412	1:40.239	113,848	8 - Andrejs PAUPERS

Korraldaja: MTÜ Erki Sport

www.superkross.ee

Orbits

Võistluse direktor: Eiki Eriste

Võistluse juht: Erko Eriste

Võistluse ajamõõtja: Asper Leppik

Tulemused ja ringiajad: www.mylaps.ee

Printed: 23.06.2014 21:18:25





Superkrossi karikavõistluste VI etapp


Volga

auto24ring www.auto24ring.ee 3,170 km

2. finaal - 12 ringi

22.06.2014 14:30

Race (12 Laps) started at 16:52:56



Lap	Lap Tm	Diff	Gap	Speed
(13) Normunds DOBUMS				
1	1:45.687	+5.349		107,979222
2	1:42.159	+1.821	-3.528	111,708220
3	1:42.267	+1.929	+0.108	111,590249
4	1:42.101	+1.763	-0.166	111,771677
5	1:41.515	+1.177	-0.586	112,416884
6	1:41.293	+0.955	-0.222	112,663264
7	1:40.958	+0.620	-0.335	113,037105
8	1:40.557	+0.219	-0.401	113,487873
9	1:40.428	+0.090	-0.129	113,633648
10	1:40.413	+0.075	-0.015	113,650623
11	1:40.338		-0.075	113,735574
12	1:40.512	+0.174	+0.174	113,538682
Best Tm: 1:40.338				

Lap	Lap Tm	Diff	Gap	Speed
(8) Andrejs PAUPERS				
1	1:45.216	+4.977		108,462591
2	1:42.136	+1.897	-3.080	111,733375
3	1:42.321	+2.082	+0.185	111,531357
4	1:42.001	+1.762	-0.320	111,881256
5	1:41.341	+1.102	-0.660	112,609901
6	1:41.154	+0.915	-0.187	112,818079
7	1:41.346	+1.107	+0.192	112,604346
8	1:40.918	+0.679	-0.428	113,081908
9	1:40.252	+0.013	-0.666	113,833140
10	1:40.421	+0.182	+0.169	113,641569
11	1:40.239		-0.182	113,847904
12	1:41.152	+0.913	+0.913	112,820310
Best Tm: 1:40.239				

Lap	Lap Tm	Diff	Gap	Speed
(35) Ivars JANEKS				
1	1:45.060	+4.715		108,623644
2	1:41.769	+1.424	-3.291	112,136309
3	1:42.351	+2.006	+0.582	111,498666
4	1:42.027	+1.682	-0.324	111,852745
5	1:41.534	+1.189	-0.493	112,395848
6	1:41.185	+0.840	-0.349	112,783515
7	1:41.219	+0.874	+0.034	112,745631
8	1:40.825	+0.480	-0.394	113,186214
9	1:40.780	+0.435	-0.045	113,236753
10	1:40.730	+0.385	-0.050	113,292961
11	1:40.345		-0.385	113,727640
12	1:41.010	+0.665	+0.665	112,978913
Best Tm: 1:40.345				

Lap	Lap Tm	Diff	Gap	Speed
(76) Ainars SENFELDS				
1	1:46.859	+4.941		106,794935

Lap	Lap Tm	Diff	Gap	Speed
2	1:43.393	+1.475	-3.466	110,374977
3	1:43.049	+1.131	-0.344	110,743433
4	1:42.602	+0.684	-0.447	111,225902
5	1:43.035	+1.117	+0.433	110,758480
6	1:42.929	+1.011	-0.106	110,872543
7	1:42.534	+0.616	-0.395	111,299666
8	1:42.782	+0.864	+0.248	111,031114
9	1:42.704	+0.786	-0.078	111,115439
10	1:41.918		-0.786	111,972370
11	1:42.180	+0.262	+0.262	111,685261
12	1:43.115	+1.197	+0.935	110,672550
Best Tm: 1:41.918				

Lap	Lap Tm	Diff	Gap	Speed
(22) Normunds BERZINS				
1	1:46.797	+3.646		106,856934
2	1:44.437	+1.286	-2.360	109,271618
3	1:43.542	+0.391	-0.895	110,216144
4	1:43.600	+0.449	+0.058	110,154440
5	1:43.972	+0.821	+0.372	109,760320
6	1:44.280	+1.129	+0.308	109,436133
7	1:44.017	+0.866	-0.263	109,712835
8	1:43.151		-0.866	110,633925
9	1:44.558	+1.407	+1.407	109,145163
10	1:44.619	+1.468	+0.061	109,081524
11	1:44.196	+1.045	-0.423	109,524358
12	1:45.448	+2.297	+1.252	108,223959
Best Tm: 1:43.151				

Lap	Lap Tm	Diff	Gap	Speed
(25) Janis TOMSONS				
1	1:47.970	+4.770		105,696027
2	1:44.985	+1.785	-2.985	108,701243
3	1:44.045	+0.845	-0.940	109,683310
4	1:44.061	+0.861	+0.016	109,666446
5	1:43.322	+0.122	-0.739	110,450824
6	1:44.415	+1.215	+1.093	109,294642
7	1:43.200		-1.215	110,581395
8	1:45.221	+2.021	+2.021	108,457437
9	1:44.390	+1.190	-0.831	109,320816
10	1:44.891	+1.691	+0.501	108,798658
11	1:44.193	+0.993	-0.698	109,527511
12	1:43.364	+0.164	-0.829	110,405944
Best Tm: 1:43.200				

Lap	Lap Tm	Diff	Gap	Speed
(21) Harijs BLICAVS				
1	1:48.837	+3.736		104,854048
2	1:45.101		-3.736	108,581269
3	1:45.778	+0.677	+0.677	107,886328
4	1:45.750	+0.649	-0.028	107,914894

Lap	Lap Tm	Diff	Gap	Speed
5	1:45.897	+0.796	+0.147	107,765092
6	1:46.080	+0.979	+0.183	107,579186
7	1:45.666	+0.565	-0.414	108,000681
8	1:46.189	+1.088	+0.523	107,468759
9	1:46.085	+0.984	-0.104	107,574115
10	1:45.247	+0.146	-0.838	108,430644
11	1:45.633	+0.532	+0.386	108,034421
12	1:46.223	+1.122	+0.590	107,434360
Best Tm: 1:45.101				

Lap	Lap Tm	Diff	Gap	Speed
(67) Andris VEJINS				
1	1:48.871	+6.105		104,821302
2	1:43.378	+0.612	-5.493	110,390992
3	1:44.509	+1.743	+1.131	109,196337
4	1:43.427	+0.661	-1.082	110,338693
5	1:44.156	+1.390	+0.729	109,566420
6	1:43.722	+0.956	-0.434	110,024874
7	1:43.913	+1.147	+0.191	109,822640
8	2:13.887	+31.121	+29.974	85,236057
9	1:43.454	+0.688	-30.433	110,309896
10	1:42.766		-0.688	111,048401
11	1:44.067	+1.301	+1.301	109,660123
12	1:44.556	+1.790	+0.489	109,147251
Best Tm: 1:42.766				

Lap	Lap Tm	Diff	Gap	Speed
(59) Kristjan SOOPER				
1	1:50.237	+4.609		103,522411
2	1:46.469	+0.841	-3.768	107,186129
3	1:46.143	+0.515	-0.326	107,515333
4	1:46.853	+1.225	+0.710	106,800932
5	1:46.909	+1.281	+0.056	106,744989
6	1:46.585	+0.957	-0.324	107,069475
7	1:45.708	+0.080	-0.877	107,957770
8	1:47.528	+1.900	+1.820	106,130496
9	1:46.154	+0.526	-1.374	107,504192
10	1:46.166	+0.538	+0.012	107,492041
11	1:46.312	+0.684	+0.146	107,344420
12	1:45.628		-0.684	108,039535
Best Tm: 1:45.628				

Lap	Lap Tm	Diff	Gap	Speed
(7) Janis MATULENS				
1	1:50.774	+3.858		103,020564
2	1:46.916		-3.858	106,738000
3	1:47.216	+0.300	+0.300	106,439337
4	1:48.132	+1.216	+0.916	105,537676
5	1:49.003	+2.087	+0.871	104,694366
6	1:50.667	+3.751	+1.664	103,120171
7	1:49.937	+3.021	-0.730	103,804906

Korraldaja: MTÜ Erki Sport

www.superkross.ee

Orbits

Võistluse direktor: Eiki Eriste

Võistluse juht: Erko Eriste

Võistluse ajamõõtja: Asper Leppik

Tulemused ja ringiajad: www.mylaps.ee

Printed: 23.06.2014 21:18:33





Superkrossi karikavõistluste VI etapp


Volga

auto24ring www.auto24ring.ee 3,170 km

2. finaal - 12 ringi

22.06.2014 14:30

Race (12 Laps) started at 16:52:56



Lap	Lap Tm	Diff	Gap	Speed
8	1:49.749	+2.833	-0.188	103,982724
9	1:49.700	+2.784	-0.049	104,029170
10	1:49.507	+2.591	-0.193	104,212516
11	1:50.128	+3.212	+0.621	103,624873
12	1:50.673	+3.757	+0.545	103,114581

Best Tm: 1:46.916

(55) Guntis SKELE

Lap	Lap Tm	Diff	Gap	Speed
1	1:51.855	+2.885		102,024943
2	1:49.338	+0.368	-2.517	104,373594
3	1:50.887	+1.917	+1.549	102,915581
4	1:50.668	+1.698	-0.219	103,119240
5	1:49.599	+0.629	-1.069	104,125038
6	1:50.617	+1.647	+1.018	103,166783
7	1:50.015	+1.045	-0.602	103,731309
8	1:49.131	+0.161	-0.884	104,571570
9	1:50.108	+1.138	+0.977	103,643695
10	1:48.970		-1.138	104,726071
11	1:49.193	+0.223	+0.223	104,512194
12	1:50.421	+1.451	+1.228	103,349906

Best Tm: 1:48.970

(27) Alsins ITALO

Best Tm:

Lap Lap Tm Diff Gap Speed

Lap Lap Tm Diff Gap Speed



Superkrossi karikavõistluste VI etapp

Lapchart


Volga

auto24ring www.auto24ring.ee 3,170 km

2. finaal - 12 ringi

22.06.2014 14:30

Race (12 Laps) started at 16:52:56



Competitors	Laps												
	0	1	2	3	4	5	6	7	8	9	10	11	12
Normunds DOBUMS (13)	1	13	13	13	13	13	13	13	13	13	13	13	13
Andrejs PAUPERS (8)	2	8	8	8	8	8	8	8	8	8	8	8	8
Ainars SENFELDS (76)	3	76	35	35	35	35	35	35	35	35	35	35	35
Ivars JANEKS (35)	4	35	76	76	76	76	76	76	76	76	76	76	76
Normunds BERZINS (22)	5	22	22	22	22	22	22	22	22	22	22	22	22
Andris VEJINS (67)	6	67	25	67	67	67	67	67	67	25	25	25	25
Janis TOMSONS (25)	7	25	67	25	25	25	25	25	25	21	21	21	21
Harijs BLICAVS (21)	8	21	21	21	21	21	21	21	21	59	59	59	67
Janis MATULENS (7)	9	7	59	59	59	59	59	59	59	67	67	67	59
Kristjan SOOPER (59)	10	59	7	7	7	7	7	7	7	7	7	7	7
Guntis SKELE (55)	11	55	55	55	55	55	55	55	55	55	55	55	55
Alsins ITALO (27)	12	27											

Korraldaja: MTÜ Erki Sport

www.superkross.ee

Orbits

Võistluse direktor: Eiki Eriste

Võistluse juht: Erko Eriste

Võistluse ajamõõtja: Asper Leppik

Tulemused ja ringiajad: www.mylaps.ee

Printed: 23.06.2014 21:18:42






Superkrossi karikavõistluste VI etapp

Volga

auto24ring www.auto24ring.ee 3,170 km

Volga - 1 + 2 punktid



Pos	No.	Name	Nat	R1.	R2.	Total points	Car	Entrant
1	13	Normunds DOBUMS	LAT	1	1	2	GAZ 24	
2	8	Andrejs PAUPERS	LAT	3	2	5	GAZ 2410	
3	76	Ainars SENFELDS	LAT	2	4	6	GAZ 2410	
4	35	Ivars JANEKS	LAT	4	3	7	GAZ 24	
5	22	Normunds BERZINS	LAT	5	5	10	GAZ 24	
6	25	Janis TOMSONS	LAT	6	6	12	GAZ 24	
7	21	Harijs BLICAVS	LAT	8	7	15	GAZ 24	Jap Factory
8	67	Andris VEJINS	LAT	7	8	15	GAZ 24	
9	7	Janis MATULENS	LAT	10	10	20	GAZ 2410	
10	55	Guntis SKELE	LAT	11	11	22	GAZ 2410	
11	59	Kristjan SOOPER	EST	22	9	31	GAZ 24	Erki Sport
12	27	Alsins ITALO	LAT	9	22	31	GAZ 2411	

Korraldaja: MTÜ Erki Sport

www.superkross.ee

Orbits

Võistluse direktor: Eiki Eriste

Võistluse juht: Erko Eriste

Võistluse ajamõõtja: Asper Leppik

Tulemused ja ringiajad: www.mylaps.ee

Printed: 23.06.2014 21:18:50

MYLAPS
SPORTS TIMING