

**Superkrossi karikavõistluste VI etapp****Sorted on Best Lap time****2WD Vabaklass**

auto24ring www.auto24ring.ee 3,170 km

treeningsõit + kvalifikatsioon - 10 minutit**22.06.2014 11:15****Practice started at 11:19:04**

Pos	No.	Name	Nat	Car	Entrant	Best Tm	Diff	Laps	In Lap
1	69	Enar-Klaus KUNMAN	EST	BMW 325i	Ligur Racing	1:30.361		6	6
2	77	Gabriel Dominic SERGO	EST	BMW 325i	EST 1 Racing	1:31.301	0.940	7	6
3	8	Kairo KALLAS	EST	Honda Civic	Erki Sport	1:31.607	1.246	7	3
4	82	Kristo KRINPUS	EST	BMW 325i	ProRex Racing	1:31.847	1.486	6	4
5	99	Kren TUNDER	EST	BMW 325i	Erki Sport	1:31.954	1.593	6	4
6	70	Margus PIHLAK	EST	BMW 325i	ProRex Racing	1:32.056	1.695	7	3
7	80	Remo RAUDSEPP	EST	BMW 325i	ProRex Racing	1:32.252	1.891	7	7
8	68	Marek SAAR	EST	BMW 325i	Elea Racing	1:32.269	1.908	7	4
9	79	Sven KARUSE	EST	BMW 325i	Reinup Motorsport	1:32.618	2.257	7	6
10	88	Asmo AULIK	EST	BMW 325i	Erki Sport	1:33.812	3.451	6	3
11	96	Jarek-Karl KUNMAN	EST	BMW 325i	Ligur Racing	1:34.080	3.719	7	4
12	97	Kasmar TUNDER	EST	BMW 325i	Erki Sport	1:34.477	4.116	6	6
13	78	Tõnis PESTI	EST	BMW 325i	Reinup Motorsport	1:35.549	5.188	6	3
14	169	Vladimir KAELEP	EST	Honda Civic	Erki Sport	1:39.407	9.046	4	2
15	14	Karol PERT	EST	Volkswagen Golf II	Optitrans	1:41.979	11.618	6	6

Korraldaja: MTÜ Erki Sport

www.superkross.ee

Orbits

Võistluse direktor: Eiki Eriste

Võistluse juht: Erko Eriste

Võistluse ajamõõtja: Asper Leppik

Tulemused ja ringiajad: www.mylaps.ee

Printed: 23.06.2014 21:37:55





Superkrossi karikavõistluste VI etapp

2WD Vabaklass

auto24ring www.auto24ring.ee 3,170 km

treeningsõit + kvalifikatsioon - 10 minutit

22.06.2014 11:15

Practice started at 11:19:04

Lap	Lap Tm	Diff	Gap	Speed
(69) Enar-Klaus KUNMAN				
1	1:33.705	+3.344		121,786457
2	1:30.677	+0.316	-3.028	125,853303
3	1:30.872	+0.511	+0.195	125,583238
4	1:31.803	+1.442	+0.931	124,309663
5	2:44.984	+1:14.623	:13.181	69,170344
6	1:30.361		:14.623	126,293423
Best Tm: 1:30.361				

Lap	Lap Tm	Diff	Gap	Speed
(77) Gabriel Dominic SERGO				
1	1:35.894	+4.593		119,006403
2	1:32.951	+1.650	-2.943	122,774365
3	1:32.303	+1.002	-0.648	123,636285
4	1:31.728	+0.427	-0.575	124,411303
5	1:31.436	+0.135	-0.292	124,808609
6	1:31.301		-0.135	124,993155
7	1:31.362	+0.061	+0.061	124,909700
Best Tm: 1:31.301				

Lap	Lap Tm	Diff	Gap	Speed
(8) Kairo KALLAS				
1	1:38.418	+6.811		115,954399
2	1:35.443	+3.836	-2.975	119,568748
3	1:31.607		-3.836	124,575633
4	1:31.767	+0.160	+0.160	124,358430
5	1:32.301	+0.694	+0.534	123,638964
6	1:32.374	+0.767	+0.073	123,541256
7	1:31.697	+0.090	-0.677	124,453363
Best Tm: 1:31.607				

Lap	Lap Tm	Diff	Gap	Speed
(82) Kristo KRINPUS				
1	1:42.616	+10.769		111,210727
2	1:33.572	+1.725	-9.044	121,959561
3	1:32.038	+0.191	-1.534	123,992264
4	1:31.847		-0.191	124,250112
5	1:33.316	+1.469	+1.469	122,294140
6	1:38.549	+6.702	+5.233	115,800262
Best Tm: 1:31.847				

Lap	Lap Tm	Diff	Gap	Speed
(99) Kren TUNDER				
1	1:48.143	+16.189		105,526941
2	1:33.162	+1.208	-14.981	122,496297
3	1:33.086	+1.132	-0.076	122,596309
4	1:31.954		-1.132	124,105531
5	1:33.039	+1.085	+1.085	122,658240
6	1:32.425	+0.471	-0.614	123,473086
Best Tm: 1:31.954				

Lap	Lap Tm	Diff	Gap	Speed
(70) Margus PIHLAK				
1	1:44.299	+12.243		109,416198
2	1:33.175	+1.119	-11.124	122,479206
3	1:32.056		-1.119	123,968019
4	1:32.370	+0.314	+0.314	123,546606
5	1:32.260	+0.204	-0.110	123,693909
6	1:32.771	+0.715	+0.511	123,012579
7	1:32.982	+0.926	+0.211	122,733432
Best Tm: 1:32.056				

Lap	Lap Tm	Diff	Gap	Speed
(80) Remo RAUDSEPP				
1	1:38.455	+6.203		115,910822
2	1:33.458	+1.206	-4.997	122,108327
3	1:33.071	+0.819	-0.387	122,616067
4	1:32.563	+0.311	-0.508	123,289003
5	1:32.638	+0.386	+0.075	123,189188
6	1:32.344	+0.092	-0.294	123,581391
7	1:32.252		-0.092	123,704635
Best Tm: 1:32.252				

Lap	Lap Tm	Diff	Gap	Speed
(68) Marek SAAR				
1	1:35.807	+3.538		119,114470
2	1:32.899	+0.630	-2.908	122,843088
3	1:32.666	+0.397	-0.233	123,151965
4	1:32.269		-0.397	123,681843
5	1:32.945	+0.676	+0.676	122,782291
6	1:33.154	+0.885	+0.209	122,506817
7	1:33.677	+1.408	+0.523	121,822859
Best Tm: 1:32.269				

Lap	Lap Tm	Diff	Gap	Speed
(79) Sven KARUSE				
1	1:42.472	+9.854		111,367008
2	1:36.471	+3.853	-6.001	118,294617
3	1:33.412	+0.794	-3.059	122,168458
4	1:33.542	+0.924	+0.130	121,998674
5	1:32.947	+0.329	-0.595	122,779649
6	1:32.618		-0.329	123,215790
7	1:32.745	+0.127	+0.127	123,047065
Best Tm: 1:32.618				

Lap	Lap Tm	Diff	Gap	Speed
(88) Asmo AULIK				
1	1:43.090	+9.278		110,699389
2	1:41.818	+8.006	-1.272	112,082343
3	1:33.812		-8.006	121,647550
4	1:33.987	+0.175	+0.175	121,421048

Lap	Lap Tm	Diff	Gap	Speed
5	1:34.429	+0.617	+0.442	120,852704
6	1:37.407	+3.595	+2.978	117,157904
Best Tm: 1:33.812				

Lap	Lap Tm	Diff	Gap	Speed
(96) Jarek-Karl KUNMAN				
1	1:45.602	+11.522		108,066135
2	1:36.595	+2.515	-9.007	118,142761
3	1:36.092	+2.012	-0.503	118,761187
4	1:34.080		-2.012	121,301020
5	1:35.459	+1.379	+1.379	119,548707
6	1:34.967	+0.887	-0.492	120,168058
7	1:35.135	+1.055	+0.168	119,955852
Best Tm: 1:34.080				

Lap	Lap Tm	Diff	Gap	Speed
(97) Kasmar TUNDER				
1	1:49.615	+15.138		104,109839
2	1:37.631	+3.154	-11.984	116,889103
3	1:41.375	+6.898	+3.744	112,572133
4	1:35.324	+0.847	-6.051	119,718014
5	1:40.644	+6.167	+5.320	113,389770
6	1:34.477		-6.167	120,791304
Best Tm: 1:34.477				

Lap	Lap Tm	Diff	Gap	Speed
(78) Tõnis PESTI				
1	1:44.255	+8.706		109,462376
2	1:38.808	+3.259	-5.447	115,496721
3	1:35.549		-3.259	119,436101
4	1:35.668	+0.119	+0.119	119,287536
5	1:35.913	+0.364	+0.245	118,982828
6	1:38.610	+3.061	+2.697	115,728628
Best Tm: 1:35.549				

Lap	Lap Tm	Diff	Gap	Speed
(169) Vladimir KAELEP				
1	1:43.720	+4.313		110,026996
2	1:39.407		-4.313	114,800769
3	1:41.458	+2.051	+2.051	112,480041
4	1:46.822	+7.415	+5.364	106,831926
Best Tm: 1:39.407				

Lap	Lap Tm	Diff	Gap	Speed
(14) Karol PERT				
1	1:54.340	+12.361		99,807591
2	1:43.849	+1.870	-10.491	109,890322
3	1:42.487	+0.508	-1.362	111,350708
4	1:42.787	+0.808	+0.300	111,025713
5	1:47.231	+5.252	+4.444	106,424448
6	1:41.979		-5.252	111,905392

Korraldaja: MTÜ Erki Sport

www.superkross.ee

Orbits

Võistluse direktor: Eiki Eriste

Võistluse juht: Erko Eriste

Võistluse ajamõõtja: Asper Leppik

Tulemused ja ringiajad: www.mylaps.ee

Printed: 23.06.2014 21:38:12





Superkrossi karikavõistluste VI etapp


2WD Vabaklass

auto24ring www.auto24ring.ee 3,170 km

treeningsõit + kvalifikatsioon - 10 minutit

22.06.2014 11:15

Practice started at 11:19:04



Lap	Lap Tm	Diff	Gap	Speed	Lap	Lap Tm	Diff	Gap	Speed	Lap	Lap Tm	Diff	Gap	Speed
Best Tm: 1:41.979														

Korraldaja: MTÜ Erki Sport

www.superkross.ee

Orbits

Võistluse direktor: Eiki Eriste

Võistluse juht: Erko Eriste

Võistluse ajamõõtja: Asper Leppik

Tulemused ja ringiajad: www.mylaps.ee

Printed: 23.06.2014 21:38:12





Superkrossi karikavõistluste VI etapp

2WD Vabaklass

auto24ring www.auto24ring.ee 3,170 km

treeningsõit + kvalifikatsioon - 10 minutit

22.06.2014 11:15

Practice started at 11:19:04

POLE POSITION

Standing Start

1

1

69 Enar-Klaus KUNMAN
1:30.361
BMW 325i

2

77 Gabriel Dominic SERGO
1:31.301
BMW 325i

2

3

8 Kairo KALLAS
1:31.607
Honda Civic

4

82 Kristo KRINPUS
1:31.847
BMW 325i

3

5

99 Kren TUNDER
1:31.954
BMW 325i

6

70 Margus PIHLAK
1:32.056
BMW 325i

4

7

80 Remo RAUDSEPP
1:32.252
BMW 325i

8

68 Marek SAAR
1:32.269
BMW 325i

5

9

79 Sven KARUSE
1:32.618
BMW 325i

10

88 Asmo AULIK
1:33.812
BMW 325i

6

11

96 Jarek-Karl KUNMAN
1:34.080
BMW 325i

12

97 Kasmar TUNDER
1:34.477
BMW 325i

7

13

78 Tõnis PESTI
1:35.549
BMW 325i

14

169 Vladimir KAELEP
1:39.407
Honda Civic

8

15

14 Karol PERT
1:41.979
Volkswagen Golf II



Superkrossi karikavõistluste VI etapp

Sorted on Laps

2WD Vabaklass

auto24ring www.auto24ring.ee 3,170 km

1. finaal - 10 ringi

22.06.2014 12:45

Race started at 13:42:00

Pos	No.	Name	Car	Laps	Total Tm	Diff	Best Tm	In Lap	Best Speed	Points
1	69	Enar-Klaus KUNMAN	BMW 325i	10	15:15.865		1:30.617	2	125,937	1
2	77	Gabriel Dominic SERGC	BMW 325i	10	15:24.341	8.476	1:31.459	4	124,777	2
3	82	Kristo KRINPUS	BMW 325i	10	15:28.686	12.821	1:31.795	3	124,320	3
4	8	Kairo KALLAS	Honda Civic	10	15:30.103	14.238	1:31.756	4	124,373	4
5	99	Kren TUNDER	BMW 325i	10	15:31.476	15.611	1:31.949	8	124,112	5
6	80	Remo RAUDSEPP	BMW 325i	10	15:34.226	18.361	1:32.018	7	124,019	6
7	68	Marek SAAR	BMW 325i	10	15:44.068	28.203	1:32.280	4	123,667	7
8	70	Margus PIHLAK	BMW 325i	10	15:44.962	29.097	1:32.753	9	123,036	8
9	79	Sven KARUSE	BMW 325i	10	15:51.906	36.041	1:32.826	6	122,940	9
10	88	Asmo AULIK	BMW 325i	10	15:53.868	38.003	1:33.324	4	122,284	10
11	96	Jarek-Karl KUNMAN	BMW 325i	10	15:54.719	38.854	1:33.385	9	122,204	11
12	78	Tõnis PESTI	BMW 325i	10	16:09.598	53.733	1:35.521	9	119,471	12
13	97	Kasmar TUNDER	BMW 325i	10	16:42.906	1:27.041	1:34.650	3	120,571	13
14	14	Karol PERT	Volkswagen Golf II	9	15:36.133	1 Lap	1:41.136	7	112,838	14
15	169	Vladimir KAELEP	Honda Civic	9	15:51.939	1 Lap	1:39.015	3	115,255	15

Margin of Victory	Avg. Speed	Best Lap Tm	Best Speed	Best Lap by
8.476	124,604	1:30.617	125,937	69 - Enar-Klaus KUNMAN

Korraldaja: MTÜ Erki Sport

www.superkross.ee

Orbits

Võistluse direktor: Eiki Eriste

Võistluse juht: Erko Eriste

Võistluse ajamõõtja: Asper Leppik

Tulemused ja ringiajad: www.mylaps.ee

Printed: 23.06.2014 21:38:37





Superkrossi karikavõistluste VI etapp

2WD Vabaklass

auto24ring www.auto24ring.ee 3,170 km

1. finaal - 10 ringi

22.06.2014 12:45

Race started at 13:42:00

Lap	Lap Tm	Diff	Gap	Speed
(69) Enar-Klaus KUNMAN				
1	1:34.626	+4.009		120,601103
2	1:30.617	-4.009		125,936634
3	1:31.097	+0.480	+0.480	125,273061
4	1:31.183	+0.566	+0.086	125,154908
5	1:30.899	+0.282	-0.284	125,545936
6	1:30.812	+0.195	-0.087	125,666212
7	1:31.258	+0.641	+0.446	125,052050
8	1:31.620	+1.003	+0.362	124,557957
9	1:32.197	+1.580	+0.577	123,778431
10	1:31.556	+0.939	-0.641	124,645026
Best Tm: 1:30.617				

Lap	Lap Tm	Diff	Gap	Speed
(77) Gabriel Dominic SERGO				
1	1:34.876	+3.417		120,283317
2	1:31.850	+0.391	-3.026	124,246053
3	1:32.295	+0.836	+0.445	123,647001
4	1:31.459	-0.836		124,777223
5	1:31.644	+0.185	+0.185	124,525337
6	1:32.029	+0.570	+0.385	124,004390
7	1:32.021	+0.562	-0.008	124,015170
8	1:32.339	+0.880	+0.318	123,588083
9	1:32.870	+1.411	+0.531	122,881447
10	1:32.328	+0.869	-0.542	123,602807
Best Tm: 1:31.459				

Lap	Lap Tm	Diff	Gap	Speed
(82) Kristo KRINPUS				
1	1:35.778	+3.983		119,150536
2	1:32.399	+0.604	-3.379	123,507830
3	1:31.795	-0.604		124,320497
4	1:31.833	+0.038	+0.038	124,269054
5	1:32.378	+0.583	+0.545	123,535907
6	1:31.843	+0.048	-0.535	124,255523
7	1:31.956	+0.161	+0.113	124,102832
8	1:33.124	+1.329	+1.168	122,546282
9	1:33.024	+1.229	-0.100	122,678019
10	1:32.833	+1.038	-0.191	122,930423
Best Tm: 1:31.795				

Lap	Lap Tm	Diff	Gap	Speed
(8) Kairo KALLAS				
1	1:34.549	+2.793		120,699320
2	1:31.883	+0.127	-2.666	124,201430
3	1:32.240	+0.484	+0.357	123,720729
4	1:31.756	-0.484		124,373338
5	1:32.567	+0.811	+0.811	123,283676
6	1:32.330	+0.574	-0.237	123,600130
7	1:32.786	+1.030	+0.456	122,992693

Lap	Lap Tm	Diff	Gap	Speed
8	1:33.300	+1.544	+0.514	122,315113
9	1:33.467	+1.711	+0.167	122,096569
10	1:33.882	+2.126	+0.415	121,556848
Best Tm: 1:31.756				

Lap	Lap Tm	Diff	Gap	Speed
(99) Kren TUNDER				
1	1:36.584	+4.635		118,156216
2	1:32.881	+0.932	-3.703	122,866894
3	1:32.565	+0.616	-0.316	123,286339
4	1:32.861	+0.912	+0.296	122,893357
5	1:32.154	+0.205	-0.707	123,836187
6	1:32.418	+0.469	+0.264	123,482438
7	1:32.741	+0.792	+0.323	123,052372
8	1:31.949	-0.792		124,112280
9	1:32.237	+0.288	+0.288	123,724753
10	1:32.975	+1.026	+0.738	122,742673
Best Tm: 1:31.949				

Lap	Lap Tm	Diff	Gap	Speed
(80) Remo RAUDSEPP				
1	1:37.618	+5.600		116,904669
2	1:32.729	+0.711	-4.889	123,068296
3	1:33.141	+1.123	+0.412	122,523915
4	1:32.468	+0.450	-0.673	123,415668
5	1:32.579	+0.561	+0.111	123,267696
6	1:32.381	+0.363	-0.198	123,531895
7	1:32.018	-0.363		124,019214
8	1:32.452	+0.434	+0.434	123,437027
9	1:32.947	+0.929	+0.495	122,779649
10	1:32.903	+0.885	-0.044	122,837799
Best Tm: 1:32.018				

Lap	Lap Tm	Diff	Gap	Speed
(68) Marek SAAR				
1	1:39.680	+7.400		114,486356
2	1:34.109	+1.829	-5.571	121,263641
3	1:33.003	+0.723	-1.106	122,705719
4	1:32.280	-0.723		123,667100
5	1:33.129	+0.849	+0.849	122,539703
6	1:34.399	+2.119	+1.270	120,891111
7	1:33.044	+0.764	-1.355	122,651649
8	1:32.800	+0.520	-0.244	122,974138
9	1:33.165	+0.885	+0.365	122,492352
10	1:34.610	+2.330	+1.445	120,621499
Best Tm: 1:32.280				

Lap	Lap Tm	Diff	Gap	Speed
(70) Margus PIHLAK				
1	1:39.641	+6.888		114,531167
2	1:33.706	+0.953	-5.935	121,785158

Lap	Lap Tm	Diff	Gap	Speed
3	1:33.128	+0.375	-0.578	122,541019
4	1:32.991	+0.238	-0.137	122,721554
5	1:34.111	+1.358	+1.120	121,261064
6	1:34.099	+1.346	-0.012	121,276528
7	1:33.172	+0.419	-0.927	122,483149
8	1:33.117	+0.364	-0.055	122,555495
9	1:32.753	-0.364		123,036452
10	1:35.069	+2.316	+2.316	120,039129
Best Tm: 1:32.753				

Lap	Lap Tm	Diff	Gap	Speed
(79) Sven KARUSE				
1	1:38.568	+5.742		115,777940
2	1:34.585	+1.759	-3.983	120,653381
3	1:34.760	+1.934	+0.175	120,430561
4	1:33.464	+0.638	-1.296	122,100488
5	1:34.168	+1.342	+0.704	121,187665
6	1:32.826	-1.342		122,939694
7	1:33.971	+1.145	+1.145	121,441721
8	1:38.957	+6.131	+4.986	115,322817
9	1:33.550	+0.724	-5.407	121,988242
10	1:33.026	+0.200	-0.524	122,675381
Best Tm: 1:32.826				

Lap	Lap Tm	Diff	Gap	Speed
(88) Asmo AULIK				
1	1:39.940	+6.616		114,188513
2	1:35.745	+2.421	-4.195	119,191603
3	1:34.169	+0.845	-1.576	121,186378
4	1:33.324	-0.845		122,283657
5	1:33.470	+0.146	+0.146	122,092650
6	1:33.707	+0.383	+0.237	121,783858
7	1:35.535	+2.211	+1.828	119,453603
8	1:34.127	+0.803	-1.408	121,240452
9	1:34.545	+1.221	+0.418	120,704426
10	1:34.630	+1.306	+0.085	120,596005
Best Tm: 1:33.324				

Lap	Lap Tm	Diff	Gap	Speed
(96) Jarek-Karl KUNMAN				
1	1:39.431	+6.046		114,773059
2	1:35.576	+2.191	-3.855	119,402360
3	1:36.649	+3.264	+1.073	118,076752
4	1:34.335	+0.950	-2.314	120,973128
5	1:34.143	+0.758	-0.192	121,219846
6	1:34.731	+1.346	+0.588	120,467429
7	1:34.337	+0.952	-0.394	120,970563
8	1:33.705	+0.320	-0.632	121,786457
9	1:33.385	-0.320		122,203780
10	1:33.640	+0.255	+0.255	121,870995
Best Tm: 1:33.385				

Korraldaja: MTÜ Erki Sport

www.superkross.ee

Orbits

Võistluse direktor: Eiki Eriste

Võistluse juht: Erko Eriste

Võistluse ajamõõtja: Asper Leppik

Tulemused ja ringiajad: www.mylaps.ee

Printed: 23.06.2014 21:38:45





Superkrossi karikavõistluste VI etapp


2WD Vabaklass

auto24ring www.auto24ring.ee 3,170 km

1. finaal - 10 ringi

22.06.2014 12:45

Race started at 13:42:00



Lap	Lap Tm	Diff	Gap	Speed
(78) Tõnis PESTI				
1	1:40.191	+4.670		113,902446
2	1:36.322	+0.801	-3.869	118,477606
3	1:35.861	+0.340	-0.461	119,047371
4	1:35.740	+0.219	-0.121	119,197827
5	1:35.645	+0.124	-0.095	119,316221
6	1:35.687	+0.166	+0.042	119,263850
7	1:35.816	+0.295	+0.129	119,103281
8	1:36.161	+0.640	+0.345	118,675971
9	1:35.521	-0.640		119,471111
10	1:36.838	+1.317	+1.317	117,846300

Best Tm: 1:35.521

Lap	Lap Tm	Diff	Gap	Speed
(97) Kasmar TUNDER				
1	1:38.965	+4.315		115,313495
2	1:36.215	+1.565	-2.750	118,609364
3	1:34.650	-1.565		120,570523
4	1:50.439	+15.789	+15.789	103,333062
5	1:43.043	+8.393	-7.396	110,749881
6	1:36.468	+1.818	-6.575	118,298296
7	1:38.447	+3.797	+1.979	115,920241
8	1:40.973	+6.323	+2.526	113,020312
9	1:39.229	+4.579	-1.744	115,006702
10	1:38.527	+3.877	-0.702	115,826119

Best Tm: 1:34.650

Lap	Lap Tm	Diff	Gap	Speed
(14) Karol PERT				
1	1:46.134	+4.998		107,524450
2	1:41.937	+0.801	-4.197	111,951499
3	1:41.833	+0.697	-0.104	112,065833
4	1:42.618	+1.482	+0.785	111,208560
5	1:42.222	+1.086	-0.396	111,639373
6	1:42.468	+1.332	+0.246	111,371355
7	1:41.136	-1.332		112,838159
8	1:42.641	+1.505	+1.505	111,183640
9	1:47.627	+6.491	+4.986	106,032873

Best Tm: 1:41.136

Lap	Lap Tm	Diff	Gap	Speed
(169) Vladimir KAELEP				
1	1:50.931	+11.916		102,874760
2	1:41.412	+2.397	-9.519	112,531061
3	1:39.015	-2.397		115,255264
4	1:45.476	+6.461	+6.461	108,195229
5	1:45.988	+6.973	+0.512	107,672567
6	1:44.679	+5.664	-1.309	109,019001
7	1:44.962	+5.947	+0.283	108,725062

Lap	Lap Tm	Diff	Gap	Speed
8	1:46.189	+7.174	+1.227	107,468759
9	1:46.697	+7.682	+0.508	106,957084

Best Tm: 1:39.015

Lap	Lap Tm	Diff	Gap	Speed
-----	--------	------	-----	-------

Korraldaja: MTÜ Erki Sport

www.superkross.ee

Orbits

Võistluse direktor: Eiki Eriste

Võistluse juht: Erko Eriste

Võistluse ajamõõtja: Asper Leppik

Tulemused ja ringiajad: www.mylaps.ee

Printed: 23.06.2014 21:38:45





Superkrossi karikavõistluste VI etapp

Lapchart


2WD Vabaklass

auto24ring www.auto24ring.ee 3,170 km

1. finaal - 10 ringi

22.06.2014 12:45

Race started at 13:42:00



Competitors	Laps										
	0	1	2	3	4	5	6	7	8	9	10
Enar-Klaus KUNMAN (69)	1	69	69	69	69	69	69	69	69	69	69
Gabriel Dominic SERGO (77)	2	77	77	77	77	77	77	77	77	77	77
Kairo KALLAS (8)	3	8	8	8	8	8	8	8	8	82	82
Kristo KRINPUS (82)	4	82	82	82	82	82	82	82	82	8	8
Kren TUNDER (99)	5	99	99	99	99	99	99	99	99	99	99
Remo RAUDSEPP (80)	6	80	80	80	80	80	80	80	80	80	80
Margus PIHLAK (70)	7	70	79	70	70	70	68	68	68	68	68
Marek SAAR (68)	8	68	70	79	68	68	70	70	70	70	70
Sven KARUSE (79)	9	79	68	68	79	79	79	79	88	79	79
Asmo AULIK (88)	10	88	96	96	88	88	88	88	79	88	88
Jarek-Karl KUNMAN (96)	11	96	88	88	97	96	96	96	96	96	96
Tõnis PESTI (78)	12	78	97	97	96	78	78	78	78	78	78
Kasmar TUNDER (97)	13	97	78	78	78	97	97	97	97	97	97
Vladimir KAELEP (169)	14	169	14	14	14	14	14	14	14	14	14
Karol PERT (14)	15	14	169	169	169	169	169	169	169	169	169

Korraldaja: MTÜ Erki Sport

www.superkross.ee

Orbits

Võistluse direktor: Eiki Eriste

Võistluse juht: Erko Eriste

Võistluse ajamõõtja: Asper Leppik

Tulemused ja ringiajad: www.mylaps.ee

Printed: 23.06.2014 21:38:53





Superkrossi karikavõistluste VI etapp

2WD Vabaklass

auto24ring www.auto24ring.ee 3,170 km

2. finaal - stardi järjestus

22.06.2014 12:45

Race started at 13:42:00

POLE POSITION

Standing Start

1
2
3
4
5
6
7
8

1	69 Enar-Klaus KUNMAN 1:30.617 BMW 325i
2	8 Kairo KALLAS 1:31.756 Honda Civic
3	99 Kren TUNDER 1:31.949 BMW 325i
4	68 Marek SAAR 1:32.280 BMW 325i
5	79 Sven KARUSE 1:32.826 BMW 325i
6	96 Jarek-Karl KUNMAN 1:33.385 BMW 325i
7	78 Tõnis PESTI 1:35.521 BMW 325i
8	14 Karol PERT 1:41.136 Volkswagen Golf II

2	77 Gabriel Dominic SERGO 1:31.459 BMW 325i
4	82 Kristo KRINPUS 1:31.795 BMW 325i
6	80 Remo RAUDSEPP 1:32.018 BMW 325i
8	70 Margus PIHLAK 1:32.753 BMW 325i
10	88 Asmo AULIK 1:33.324 BMW 325i
12	97 Kasmar TUNDER 1:34.650 BMW 325i
14	169 Vladimir KAELEP 1:39.015 Honda Civic



Superkrossi karikavõistluste VI etapp

Sorted on Laps

2WD Vabaklass

auto24ring www.auto24ring.ee 3,170 km

2. finaal - 10 ringi

22.06.2014 14:15

Race (10 Laps) started at 16:26:29

Pos	No.	Name	Car	Laps	Total Tm	Diff	Best Tm	In Lap	Best Speed	Points
1	69	Enar-Klaus KUNMAN	BMW 325i	10	15:22.661		1:31.199	2	125,133	1
2	77	Gabriel Dominic SERGC	BMW 325i	10	15:28.198	5.537	1:31.896	3	124,184	2
3	80	Remo RAUDSEPP	BMW 325i	10	15:31.950	9.289	1:32.092	4	123,920	3
4	82	Kristo KRINPUS	BMW 325i	10	15:35.496	12.835	1:32.080	5	123,936	4
5	68	Marek SAAR	BMW 325i	10	15:37.139	14.478	1:32.554	5	123,301	5
6	70	Margus PIHLAK	BMW 325i	10	15:37.534	14.873	1:32.450	9	123,440	6
7	99	Kren TUNDER	BMW 325i	10	15:45.203	22.542	1:32.030	5	124,003	7
8	79	Sven KARUSE	BMW 325i	10	15:50.445	27.784	1:33.081	5	122,603	8
9	88	Asmo AULIK	BMW 325i	10	15:53.065	30.404	1:33.595	8	121,930	9
10	96	Jarek-Karl KUNMAN	BMW 325i	10	15:55.997	33.336	1:33.774	2	121,697	10
11	169	Vladimir KAELEP	Honda Civic	9	16:29.634	1 Lap	1:40.097	3	114,009	11

Not classified (75% = 8 Laps)

DNF	97	Kasmar TUNDER	BMW 325i	6	10:01.185	DNF	1:34.331	2	120,978	25
DNF	78	Tõnis PESTI	BMW 325i	5	8:09.093	DNF	1:35.540	4	119,447	25
DNF	8	Kairo KALLAS	Honda Civic	1	1:37.370	DNF	1:36.046	1	118,818	25
DNS	14	Karol PERT	Volkswagen Golf II		0.000	DNS		0	-	25

Margin of Victory	Avg. Speed	Best Lap Tm	Best Speed	Best Lap by
5.537	123,686	1:31.199	125,133	69 - Enar-Klaus KUNMAN

Korraldaja: MTÜ Erki Sport

www.superkross.ee

Orbits

Võistluse direktor: Eiki Eriste

Võistluse juht: Erko Eriste

Võistluse ajamõõtja: Asper Leppik

Tulemused ja ringiajad: www.mylaps.ee

Printed: 23.06.2014 21:39:43

MYLAPS
SPORTS TIMING



Superkrossi karikavõistluste VI etapp


2WD Vabaklass

auto24ring www.auto24ring.ee 3,170 km

2. finaal - 10 ringi

22.06.2014 14:15

Race (10 Laps) started at 16:26:29



Lap	Lap Tm	Diff	Gap	Speed
(69) Enar-Klaus KUNMAN				
1	1:35.358	+4.159		119,675329
2	1:31.199	-4.159		125,132951
3	1:31.502	+0.303	+0.303	124,718585
4	1:31.548	+0.349	+0.046	124,655918
5	1:31.810	+0.611	+0.262	124,300185
6	1:32.002	+0.803	+0.192	124,040782
7	1:31.770	+0.571	-0.232	124,354364
8	1:32.288	+1.089	+0.518	123,656380
9	1:32.245	+1.046	-0.043	123,714022
10	1:32.939	+1.740	+0.694	122,790217
Best Tm: 1:31.199				

Lap	Lap Tm	Diff	Gap	Speed
(77) Gabriel Dominic SERGO				
1	1:36.222	+4.326		118,600736
2	1:32.085	+0.189	-4.137	123,928979
3	1:31.896	-0.189		124,183860
4	1:32.099	+0.203	+0.203	123,910140
5	1:32.212	+0.316	+0.113	123,758296
6	1:32.780	+0.884	+0.568	123,000647
7	1:32.582	+0.686	-0.198	123,263701
8	1:32.426	+0.530	-0.156	123,471750
9	1:32.462	+0.566	+0.036	123,423677
10	1:32.757	+0.861	+0.295	123,031146
Best Tm: 1:31.896				

Lap	Lap Tm	Diff	Gap	Speed
(80) Remo RAUDSEPP				
1	1:36.130	+4.038		118,714241
2	1:32.265	+0.173	-3.865	123,687205
3	1:32.389	+0.297	+0.124	123,521198
4	1:32.092	-0.297		123,919559
5	1:32.260	+0.168	+0.168	123,693909
6	1:33.033	+0.941	+0.773	122,666151
7	1:32.984	+0.892	-0.049	122,730792
8	1:32.962	+0.870	-0.022	122,759837
9	1:32.134	+0.042	-0.828	123,863069
10	1:33.083	+0.991	+0.949	122,600260
Best Tm: 1:32.092				

Lap	Lap Tm	Diff	Gap	Speed
(82) Kristo KRINPUS				
1	1:37.332	+5.252		117,248181
2	1:33.216	+1.136	-4.116	122,425335
3	1:32.551	+0.471	-0.665	123,304989
4	1:33.284	+1.204	+0.733	122,336092
5	1:32.080	-1.204		123,935708
6	1:32.288	+0.208	+0.208	123,656380
7	1:34.000	+1.920	+1.712	121,404255

Lap	Lap Tm	Diff	Gap	Speed
8	1:32.327	+0.247	-1.673	123,604146
9	1:32.929	+0.849	+0.602	122,803431
10	1:33.211	+1.131	+0.282	122,431902
Best Tm: 1:32.080				

Lap	Lap Tm	Diff	Gap	Speed
(68) Marek SAAR				
1	1:36.201	+3.647		118,626626
2	1:33.061	+0.507	-3.140	122,629243
3	1:32.781	+0.227	-0.280	122,999321
4	1:33.929	+1.375	+1.148	121,496024
5	1:32.554	-1.375		123,300992
6	1:33.162	+0.608	+0.608	122,496297
7	1:33.222	+0.668	+0.060	122,417455
8	1:33.524	+0.970	+0.302	122,022155
9	1:32.999	+0.445	-0.525	122,710997
10	1:32.757	+0.203	-0.242	123,031146
Best Tm: 1:32.554				

Lap	Lap Tm	Diff	Gap	Speed
(70) Margus PIHLAK				
1	1:36.432	+3.982		118,342459
2	1:33.315	+0.865	-3.117	122,295451
3	1:32.770	+0.320	-0.545	123,013905
4	1:33.275	+0.825	+0.505	122,347896
5	1:32.563	+0.113	-0.712	123,289003
6	1:33.075	+0.625	+0.512	122,610798
7	1:33.886	+1.436	+0.811	121,551669
8	1:33.426	+0.976	-0.460	122,150151
9	1:32.450	-0.976		123,439697
10	1:32.823	+0.373	+0.373	122,943667
Best Tm: 1:32.450				

Lap	Lap Tm	Diff	Gap	Speed
(99) Kren TUNDER				
1	1:40.507	+8.477		113,544330
2	1:33.871	+1.841	-6.636	121,571092
3	1:34.630	+2.600	+0.759	120,596005
4	1:33.689	+1.659	-0.941	121,807256
5	1:32.030	-1.659		124,003042
6	1:34.412	+2.382	+2.382	120,874465
7	1:33.963	+1.933	-0.449	121,452061
8	1:33.124	+1.094	-0.839	122,546282
9	1:33.170	+1.140	+0.046	122,485779
10	1:33.379	+1.349	+0.209	122,211632
Best Tm: 1:32.030				

Lap	Lap Tm	Diff	Gap	Speed
(79) Sven KARUSE				
1	1:38.025	+4.944		116,419281
2	1:33.860	+0.779	-4.165	121,585340

Lap	Lap Tm	Diff	Gap	Speed
3	1:34.486	+1.405	+0.626	120,779798
4	1:33.705	+0.624	-0.781	121,786457
5	1:33.081	-0.624		122,602894
6	1:34.595	+1.514	+1.514	120,640626
7	1:34.910	+1.829	+0.315	120,240228
8	1:33.096	+0.015	-1.814	122,583140
9	1:33.470	+0.389	+0.374	122,092650
10	1:37.410	+4.329	+3.940	117,154296
Best Tm: 1:33.081				

Lap	Lap Tm	Diff	Gap	Speed
(88) Asmo AULIK				
1	1:36.440	+2.845		118,332642
2	1:34.781	+1.186	-1.659	120,403878
3	1:36.837	+3.242	+2.056	117,847517
4	1:34.723	+1.128	-2.114	120,477603
5	1:34.318	+0.723	-0.405	120,994932
6	1:34.358	+0.763	+0.040	120,943640
7	1:33.701	+0.106	-0.657	121,791656
8	1:33.595	-0.106		121,929590
9	1:34.138	+0.543	+0.543	121,226285
10	1:36.181	+2.586	+2.043	118,651293
Best Tm: 1:33.595				

Lap	Lap Tm	Diff	Gap	Speed
(96) Jarek-Karl KUNMAN				
1	1:37.568	+3.794		116,964579
2	1:33.774	-3.794		121,696846
3	1:34.736	+0.962	+0.962	120,461071
4	1:36.805	+3.031	+2.069	117,886473
5	1:35.037	+1.263	-1.768	120,079548
6	1:34.877	+1.103	-0.160	120,282049
7	1:34.344	+0.570	-0.533	120,961587
8	1:34.272	+0.498	-0.072	121,053971
9	1:34.611	+0.837	+0.339	120,620224
10	1:35.012	+1.238	+0.401	120,111144
Best Tm: 1:33.774				

Lap	Lap Tm	Diff	Gap	Speed
(169) Vladimir KAELEP				
1	2:22.390	+42.293		80,146078
2	1:40.107	+0.010	-42.283	113,998022
3	1:40.097	-0.010		114,009411
4	1:41.191	+1.094	+1.094	112,776828
5	1:43.963	+3.866	+2.772	109,769822
6	1:50.756	+10.659	+6.793	103,037307
7	1:49.103	+9.006	-1.653	104,598407
8	1:46.709	+6.612	-2.394	106,945056
9	1:49.293	+9.196	+2.584	104,416568
Best Tm: 1:40.097				

Korraldaja: MTÜ Erki Sport

www.superkross.ee

Orbits

Võistluse direktor: Eiki Eriste

Võistluse juht: Erko Eriste

Võistluse ajamõõtja: Asper Leppik

Tulemused ja ringiajad: www.mylaps.ee

Printed: 23.06.2014 21:39:53





Superkrossi karikavõistluste VI etapp

Lapchart


2WD Vabaklass

auto24ring www.auto24ring.ee 3,170 km

2. finaal - 10 ringi

22.06.2014 14:15

Race (10 Laps) started at 16:26:29



Competitors	Laps										
	0	1	2	3	4	5	6	7	8	9	10
Enar-Klaus KUNMAN (69)	1	69	69	69	69	69	69	69	69	69	69
Gabriel Dominic SERGO (77)	2	77	77	77	77	77	77	77	77	77	77
Kairo KALLAS (8)	3	8	8	80	80	80	80	80	80	80	80
Kristo KRINPUS (82)	4	82	80	68	68	82	82	82	82	82	82
Kren TUNDER (99)	5	99	68	82	82	68	68	68	68	68	68
Remo RAUDSEPP (80)	6	80	82	70	70	70	70	70	70	70	70
Marek SAAR (68)	7	68	70	88	79	79	79	99	99	99	99
Margus PIHLAK (70)	8	70	88	79	96	99	99	79	79	79	79
Sven KARUSE (79)	9	79	79	96	99	88	88	88	88	88	88
Asmo AULIK (88)	10	88	96	99	88	96	96	96	96	96	96
Jarek-Karl KUNMAN (96)	11	96	99	97	97	97	78	97	169	169	169
Kasmar TUNDER (97)	12	97	97	78	78	78	97	169			
Tõnis PESTI (78)	13	78	78	169	169	169	169				
Vladimir KAELEP (169)	14	169	169								
Karol PERT (14)	15	14									

Korraldaja: MTÜ Erki Sport

www.superkross.ee

Orbits

Võistluse direktor: Eiki Eriste

Võistluse juht: Erko Eriste

Võistluse ajamõõtja: Asper Leppik

Tulemused ja ringiajad: www.mylaps.ee

Printed: 23.06.2014 21:39:59






Superkrossi karikavõistluste VI etapp

2WD Vabaklass

auto24ring www.auto24ring.ee 3,170 km

2WD Vabaklass - 1 + 2 punktid



Pos	No.	Name	Nat	R1.	R2.	Total points	Car	Entrant
1	69	Enar-Klaus KUNMAN	EST	1	1	2	BMW 325i	Ligur Racing
2	77	Gabriel Dominic SERGO	EST	2	2	4	BMW 325i	EST 1 Racing
3	82	Kristo KRINPUS	EST	3	4	7	BMW 325i	ProRex Racing
4	80	Remo RAUDSEPP	EST	6	3	9	BMW 325i	ProRex Racing
5	68	Marek SAAR	EST	7	5	12	BMW 325i	Elea Racing
6	99	Kren TUNDER	EST	5	7	12	BMW 325i	Erki Sport
7	70	Margus PIHLAK	EST	8	6	14	BMW 325i	ProRex Racing
8	79	Sven KARUSE	EST	9	8	17	BMW 325i	Reinup Motorsport
9	88	Asmo AULIK	EST	10	9	19	BMW 325i	Erki Sport
10	96	Jarek-Karl KUNMAN	EST	11	10	21	BMW 325i	Ligur Racing
11	169	Vladimir KAELEP	EST	15	11	26	Honda Civic	Erki Sport
12	8	Kairo KALLAS	EST	4	25	29	Honda Civic	Erki Sport
13	78	Tõnis PESTI	EST	12	25	37	BMW 325i	Reinup Motorsport
14	97	Kasmar TUNDER	EST	13	25	38	BMW 325i	Erki Sport
15	14	Karol PERT	EST	14	25	39	Volkswagen Golf II	Optitrans

Korraldaja: MTÜ Erki Sport

www.superkross.ee

Orbits

Võistluse direktor: Eiki Eriste

Võistluse juht: Erko Eriste

Võistluse ajamõõtja: Asper Leppik

Tulemused ja ringiajad: www.mylaps.ee

Printed: 23.06.2014 21:40:09

MYLAPS
SPORTS TIMING