



B3 Autorent Võiduajamine 2011
Audru Circuit, Pärnu, Estonia
18.06.2011

Estonian Racing Championship
Baltic Racing Championship
Latvian Racing Championship

Timing and results by EAL Timing



<http://www.mylaps.ee>





One lap distance: 2173 m

Track records:

Juniors

1:03.560 (123,077 km/h) Steven Puust, EST, Erki Sport, Toyota Yaris 18.06.2011 (RACE)
1:03.831 (122,555 km/h) Tristan Viidas, EST, RL Racing, BMW 325i 18.06.2011 (QUALIFY)
1:04.100 (122,041 km/h) Tristan Viidas, EST, RL Racing, BMW 325i 18.06.2011 (PRACTICE)

Latvian National

1:03.506 (123,182 km/h) Vitalijs Kalmi, LAT, BMW 320, E36 28.06.2009 (RACE)
1:05.151 (120,072 km/h) Didzis Pope, LAT, Venta Racing, VW Golf III, 18.06.2011 (PRACTICE)

BMW 325 Cup

1:03.281 (123,620 km/h) Ruve Veski, EST, Erki Sport, BMW 325i, E36 18.06.2011 (RACE)
1:03.178 (123,822 km/h) Indrek Nilson, EST, Erki Sport, BMW 325i, E36 19.06.2010 (QUALIFY)
1:03.437 (123,316 km/h) Ruve Veski, EST, M.K.E Motorsport, BMW 325i, E36 19.06.2010 (PRACTICE)

Super 1600

1:00.606 (130,680 km/h) Raimo Kulli, EST, Liiwi Racing, VW Golf III 14.08.2005 (RACE)
1:00.935 (128,379 km/h) Kaspar Aruvee, EST, A2 Racing, Lada 2101 09.07.2010 (QUALIFY)
1:00.521 (130,864 km/h) Raimo Kulli, EST, Liiwi Racing, VW Golf III 03.07.2005 (PRACTICE)

Super B2000

59.458 (131,569 km/h) Uldis Timaks, LAT, Venta Racing, Opel Astra 18.06.2011 (RACE)
58.930 (132,747 km/h) Marcis Birkens, LAT, Papa`s Racing, Honda Civic Type R 19.06.2010 (QUALIFY)
1:00.071 (130,226 km/h) Uldis Timaks, LAT, Opel Astra 18.06.2011 (PRACTICE)

Baltic Open

59.317 (131,881 km/h) Arunas Granskas, LTU, M Rally Team, Honda Civic Type R 18.06.2011 (RACE)
59.641 (131,165 km/h) Arunas Granskas, LTU, M Rally Team, Honda Civic Type R 19.06.2010 (QUALIFY)
1:00.165 (135,826 km/h) Arturs Ribko, LAT, BMW 27.06.2008 (PRACTICE)

Formula Baltic

50.404 (157,130 km/h) Jegor Popov, EST, Saksa Auto AMK, Dallara F394 14.08.2005 (RACE)
50.326 (157,374 km/h) Jegor Popov, EST, Saksa Auto AMK, Dallara F394 13.08.2005 (QUALIFY)
50.906 (153,601 km/h) Jegor Popov, EST, Saksa Auto AMK, Dallara F394 10.06.2006 (PRACTICE)

B3 Autorent Võiduajamine `11 ERC,LRC,BRC

Sorted on Best Lap time

Super 1600, Super B2000, Baltic Open, Juniors

Audru circuit 2,173 Km

Super 1600,Super B2000,Baltic Open,Juniors - free practice

18.06.2011 09:10

Practice started at 9:11:58

Pos	No.	Name	Nat	Make	Entrant/Race Team	Best Tm	Diff	Gap	In Lap	Laps	Best Speed
1	11	Uldis Timaks	LAT	Opel Astra	Venta Racing	1:00.071				9	9 130,226
2	36	Arunas Granskas	LTU	Honda Civic Type R	M-Rally Team	1:01.166	1.095	1.095	5	11	127,895
3	42	Kaspar Aruvee	EST	Lada 2101 Coupe	A2 Racing	1:02.251	2.180	1.085	5	5	125,665
4	15	Konstantins Calko	LAT	BMW 320	Weis Motorsport	1:02.852	2.781	0.601	8	11	124,464
5	41	Raul Karu	EST	Volkswagen Golf II	ProRex Racing	1:04.033	3.962	1.181	8	10	122,168
6	2	Tristan Viidas	EST	BMW 325i	RL Racing	1:04.100	4.029	0.067	10	11	122,041
7	1	Steven Puust	EST	Toyota Yaris	Erki Sport	1:04.185	4.114	0.085	3	5	121,879
8	51	Armands Keiss	LAT	Volkswagen Golf II	Armands Keiss	1:04.534	4.463	0.349	6	7	121,220
9	58	Robertas Graudinis	LTU	BMW M3	Rotoma Racing	1:04.658	4.587	0.124	10	10	120,987
10	46	Martin Seppam	EST	Volkswagen Golf II	Forss Racing	1:04.684	4.613	0.026	5	5	120,939
11	7	Enar-Klaus Kunman	EST	BMW 325i	Ligur Racing	1:04.849	4.778	0.165	6	8	120,631
12	48	Meelis Annus	EST	Volkswagen Golf II	Vineda Racing	1:11.187	11.116	6.338	3	3	109,891
13	5	Ott-Joosep Lusik	EST	Toyota Corolla	Erki Sport	1:17.199	17.128	6.012	2	5	101,333

B3 Autorent Võiduajamine `11 ERC,LRC,BRC

Sorted on Best Lap time

Super 1600, Super B2000, Baltic Open, Juniors

Audru circuit 2,173 Km

Super 1600,Super B2000,Baltic Open,Juniors - free practice

18.06.2011 09:10

Practice started at 9:11:58

Pos	No.	Name	Nat	Make	Entrant/Race Team	Best Tm	Diff	Gap	In Lap	Laps	Best Speed
-----	-----	------	-----	------	-------------------	---------	------	-----	--------	------	------------

Baltic Open

1	36	Arunas Granskas	LTU	Honda Civic Type R	M-Rally Team	1:01.166			5	11	127,895
2	15	Konstantins Calko	LAT	BMW 320	Weis Motorsport	1:02.852	1.686	1.686	8	11	124,464
3	58	Robertas Graudinis	LTU	BMW M3	Rotoma Racing	1:04.658	3.492	1.806	10	10	120,987

Juniors

1	2	Tristan Viidas	EST	BMW 325i	RL Racing	1:04.100			10	11	122,041
2	1	Steven Puust	EST	Toyota Yaris	Erki Sport	1:04.185	0.085	0.085	3	5	121,879
3	7	Enar-Klaus Kunman	EST	BMW 325i	Ligur Racing	1:04.849	0.749	0.664	6	8	120,631
4	5	Ott-Joosep Lusik	EST	Toyota Corolla	Erki Sport	1:17.199	13.099	12.350	2	5	101,333

Super 1600

1	42	Kaspar Aruvee	EST	Lada 2101 Coupe	A2 Racing	1:02.251			5	5	125,665
2	41	Raul Karu	EST	Volkswagen Golf II	ProRex Racing	1:04.033	1.782	1.782	8	10	122,168
3	51	Armands Keiss	LAT	Volkswagen Golf II	Armands Keiss	1:04.534	2.283	0.501	6	7	121,220
4	46	Martin Seppam	EST	Volkswagen Golf II	Forss Racing	1:04.684	2.433	0.150	5	5	120,939
5	48	Meelis Annus	EST	Volkswagen Golf II	Vineda Racing	1:11.187	8.936	6.503	3	3	109,891

Super B2000

1	11	Uldis Timaks	LAT	Opel Astra	Venta Racing	1:00.071			9	9	130,226
---	----	--------------	-----	------------	--------------	----------	--	--	---	---	---------

B3 Autorent Võiduajamine `11 ERC,LRC,BRC

Super 1600, Super B2000, Baltic Open, Juniors

Audru circuit 2,173 Km

Super 1600, Super B2000, Baltic Open, Juniors - free practice

18.06.2011 09:10

Practice started at 9:11:58

Lap	Lap Tm	Diff	Time of Day
(11) Uldis Timaks			
1	1:21.304	+21.233	9:14:35.869
2	1:01.821	+1.750	9:15:37.690
3	1:00.753	+0.682	9:16:38.443
4	1:00.697	+0.626	9:17:39.140
5	1:01.340	+1.269	9:18:40.480
p6	1:30.606	+30.535	9:20:11.086
7	3:58.021	+2:57.950	9:24:09.107
8	1:00.199	+0.128	9:25:09.306
9	1:00.071		9:26:09.377

Lap	Lap Tm	Diff	Time of Day
(36) Arunas Granskas			
1	1:20.388	+19.222	9:13:23.998
2	1:12.725	+11.559	9:14:36.723
3	1:03.576	+2.410	9:15:40.299
4	1:02.126	+0.960	9:16:42.425
5	1:01.166		9:17:43.591
6	1:02.038	+0.872	9:18:45.629
p7	1:27.958	+26.792	9:20:13.587
8	2:49.927	+1:48.761	9:23:03.514
9	1:01.547	+0.381	9:24:05.061
10	1:01.287	+0.121	9:25:06.348
11	1:01.215	+0.049	9:26:07.563

Lap	Lap Tm	Diff	Time of Day
(42) Kaspar Aruvee			
1	1:40.311	+38.060	9:19:38.609
2	1:07.322	+5.071	9:20:45.931
3	1:04.182	+1.931	9:21:50.113
4	1:03.047	+0.796	9:22:53.160
5	1:02.251		9:23:55.411

Lap	Lap Tm	Diff	Time of Day
(15) Konstantins Calko			
1	1:33.052	+30.200	9:13:49.056
p2	1:45.954	+43.102	9:15:35.010
3	1:16.708	+13.856	9:16:51.718
4	1:03.107	+0.255	9:17:54.825
5	1:03.701	+0.849	9:18:58.526
6	1:04.470	+1.618	9:20:02.996
7	1:03.326	+0.474	9:21:06.322
8	1:02.852		9:22:09.174
9	1:02.979	+0.127	9:23:12.153
10	1:03.009	+0.157	9:24:15.162
11	1:03.337	+0.485	9:25:18.499

Lap	Lap Tm	Diff	Time of Day
(41) Raul Karu			
1	1:57.207	+53.174	9:14:48.186
2	1:17.968	+13.935	9:16:06.154
3	1:07.856	+3.823	9:17:14.010
4	1:06.992	+2.959	9:18:21.002
5	1:04.717	+0.684	9:19:25.719
6	1:04.332	+0.299	9:20:30.051
7	1:04.534	+0.501	9:21:34.585
8	1:04.033		9:22:38.618
9	1:04.715	+0.682	9:23:43.333
10	1:04.098	+0.065	9:24:47.431

Lap	Lap Tm	Diff	Time of Day
(2) Tristan Viidas			
1	1:21.264	+17.164	9:13:53.884
2	1:05.294	+1.194	9:14:59.178
3	1:05.417	+1.317	9:16:04.595
4	1:06.032	+1.932	9:17:10.627
5	1:05.435	+1.335	9:18:16.062
6	1:04.463	+0.363	9:19:20.525
p7	1:41.657	+37.557	9:21:02.182
8	1:40.437	+36.337	9:22:42.619

Lap	Lap Tm	Diff	Time of Day
9	1:04.267	+0.167	9:23:46.886
10	1:04.100		9:24:50.986
11	1:04.462	+0.362	9:25:55.448

Lap	Lap Tm	Diff	Time of Day
(1) Steven Puust			
1	1:41.556	+37.371	9:16:21.466
2	1:06.744	+2.559	9:17:28.210
3	1:04.185		9:18:32.395
4	1:04.417	+0.232	9:19:36.812
5	1:04.297	+0.112	9:20:41.109

Lap	Lap Tm	Diff	Time of Day
(51) Armands Keiss			
1	1:30.790	+26.256	9:13:51.282
2	1:05.566	+1.032	9:14:56.848
3	1:06.911	+2.377	9:16:03.759
4	1:09.407	+4.873	9:17:13.166
5	1:08.311	+3.777	9:18:21.477
6	1:04.534		9:19:26.011
7	1:20.636	+16.102	9:20:46.647

Lap	Lap Tm	Diff	Time of Day
(58) Robertas Graudinis			
1	1:31.210	+26.552	9:13:41.415
2	1:11.952	+7.294	9:14:53.367
3	1:08.337	+3.679	9:16:01.704
4	1:07.715	+3.057	9:17:09.419
5	1:08.374	+3.716	9:18:17.793
6	1:04.899	+0.241	9:19:22.692
7	1:04.847	+0.189	9:20:27.539
p8	1:29.251	+24.593	9:21:56.790
9	2:21.231	+1:16.573	9:24:18.021
10	1:04.658		9:25:22.679

Lap	Lap Tm	Diff	Time of Day
(46) Martin Seppam			
1	1:36.490	+31.806	9:14:49.349
2	1:14.110	+9.426	9:16:03.459
3	1:09.376	+4.692	9:17:12.835
4	1:09.788	+5.104	9:18:22.623
5	1:04.684		9:19:27.307

Lap	Lap Tm	Diff	Time of Day
(7) Enar-Klaus Kunman			
1	1:36.735	+31.886	9:15:12.903
2	1:14.030	+9.181	9:16:26.933
3	1:10.911	+6.062	9:17:37.844
4	1:13.701	+8.852	9:18:51.545
5	1:07.101	+2.252	9:19:58.646
6	1:04.849		9:21:03.495
p7	3:28.123	+2:23.274	9:24:31.618
8	1:12.345	+7.496	9:25:43.963

Lap	Lap Tm	Diff	Time of Day
(48) Meelis Annus			
1	1:39.466	+28.279	9:16:25.628
2	1:11.891	+0.704	9:17:37.519
3	1:11.187		9:18:48.706

Lap	Lap Tm	Diff	Time of Day
(5) Ott-Joosep Lusik			
1	1:44.467	+27.268	9:16:20.933
2	1:17.199		9:17:38.132
3	1:17.417	+0.218	9:18:55.549
p4	6:03.192	+4:45.993	9:24:58.741
5	1:29.322	+12.123	9:26:28.063

B3 Autorent Võiduajamine ` 11 ERC,LRC,BRC
Sorted on Best Lap time

Super 1600, Super B2000, Baltic Open, Juniors

Audru circuit 2,173 Km

Super 1600,Super B2000,Baltic Open,Juniors - qualification

18.06.2011 11:35

Qualifying started at 11:35:54

Pos	No.	Name	Nat	Make	Entrant/Race Team	Best Tm	Diff	Gap	In Lap	Laps	Best Speed
1	36	Arunas Granskas	LTU	Honda Civic Type R	M-Rally Team	1:00.192			12	13	129,964
2	11	Uldis Timaks	LAT	Opel Astra	Venta Racing	1:00.277	0.085	0.085	5	9	129,781
3	46	Martin Seppam	EST	Volkswagen Golf II	Forss Racing	1:02.252	2.060	1.975	7	8	125,663
4	41	Raul Karu	EST	Volkswagen Golf II	ProRex Racing	1:03.013	2.821	0.761	7	8	124,146
5	4	Roland Feodorov	EST	Honda Integra Type R	Erki Sport	1:03.058	2.866	0.045	6	12	124,057
6	15	Konstantins Calko	LAT	BMW 320	Weis Motorsport	1:03.076	2.884	0.018	7	11	124,022
7	58	Robertas Graudinis	LTU	BMW M3	Rotoma Racing	1:03.426	3.234	0.350	5	10	123,337
8	51	Armands Keiss	LAT	Volkswagen Golf II	Armands Keiss	1:03.629	3.437	0.203	4	5	122,944
9	48	Meelis Annus	EST	Volkswagen Golf II	Vineda Racing	1:03.716	3.524	0.087	16	17	122,776
10	2	Tristan Viidas	EST	BMW 325i	RL Racing	1:03.831	3.639	0.115	4	11	122,555
11	1	Steven Puust	EST	Toyota Yaris	Erki Sport	1:03.897	3.705	0.066	4	8	122,428
12	7	Enar-Klaus Kunman	EST	BMW 325i	Ligur Racing	1:03.932	3.740	0.035	10	12	122,361
13	5	Ott-Joosep Lusik	EST	Toyota Corolla	Erki Sport	1:13.107	12.915	9.175	4	5	107,005

Announcements

nr. 36 - hoiatus! stardi harjutus. ohtliku olukorra tekitamine

nr. 46 - hoiatus! ei läinud parc fermesse. parc ferme reegli eiramine

Race organizer: A2 Management Posted at:

Officialised at:

Orbits

Chief Steward of the meeting: Raul Koov

Secretary of race: Piret Koov

Official timing & results: EAL Timing

B3 Autorent Võiduajamine ` 11 ERC,LRC,BRC

Sorted on Best Lap time

Super 1600, Super B2000, Baltic Open, Juniors

Audru circuit 2,173 Km

Super 1600,Super B2000,Baltic Open,Juniors - qualification

18.06.2011 11:35

Qualifying started at 11:35:54

Pos	No.	Name	Nat	Make	Entrant/Race Team	Best Tm	Diff	Gap	In Lap	Laps	Best Speed
Baltic Open											
1	36	Arunas Granskas	LTU	Honda Civic Type R	M-Rally Team	1:00.192			12	13	129,964
2	15	Konstantins Calko	LAT	BMW 320	Weis Motorsport	1:03.076	2.884	2.884	7	11	124,022
3	58	Robertas Graudinis	LTU	BMW M3	Rotoma Racing	1:03.426	3.234	0.350	5	10	123,337
Juniors											
1	2	Tristan Viidas	EST	BMW 325i	RL Racing	1:03.831			4	11	122,555
2	1	Steven Puust	EST	Toyota Yaris	Erki Sport	1:03.897	0.066	0.066	4	8	122,428
3	7	Enar-Klaus Kunman	EST	BMW 325i	Ligur Racing	1:03.932	0.101	0.035	10	12	122,361
4	5	Ott-Joosep Lusik	EST	Toyota Corolla	Erki Sport	1:13.107	9.276	9.175	4	5	107,005
Super 1600											
1	46	Martin Seppam	EST	Volkswagen Golf II	Forss Racing	1:02.252			7	8	125,663
2	41	Raul Karu	EST	Volkswagen Golf II	ProRex Racing	1:03.013	0.761	0.761	7	8	124,146
3	51	Armands Keiss	LAT	Volkswagen Golf II	Armands Keiss	1:03.629	1.377	0.616	4	5	122,944
4	48	Meelis Annus	EST	Volkswagen Golf II	Vineda Racing	1:03.716	1.464	0.087	16	17	122,776
Super B2000											
1	11	Uldis Timaks	LAT	Opel Astra	Venta Racing	1:00.277			5	9	129,781
2	4	Roland Feodorov	EST	Honda Integra Type R	Erki Sport	1:03.058	2.781	2.781	6	12	124,057

Announcements

nr. 36 - hoiatus! stardi harjutus. ohtliku olukorra tekitamine

nr. 46 - hoiatus! ei läinud parc fermesse. parc ferme reegli eiramine

Race organizer: A2 Management Posted at:

Officialised at:

Orbits

Chief Steward of the meeting: Raul Koov

Secretary of race: Piret Koov

Official timing & results: EAL Timing




B3 Autorent Võiduajamine `11 ERC,LRC,BRC

Super 1600, Super B2000, Baltic Open, Juniors

Audru circuit 2,173 Km

Super 1600, Super B2000, Baltic Open, Juniors - qualification

18.06.2011 11:35

Qualifying started at 11:35:54

Lap	Lap Tm	Diff	Time of Day
(36) Arunas Granskas			
1	1:32.218	+32.026	11:37:52.864
2	1:08.138	+7.946	11:39:01.002
3	1:08.185	+7.993	11:40:09.187
4	1:09.861	+9.669	11:41:19.048
5	1:00.974	+0.782	11:42:20.022
6	1:01.400	+1.208	11:43:21.422
7	1:01.812	+1.620	11:44:23.234
p8	1:24.975	+24.783	11:45:48.209
9	2:02.907	+1:02.715	11:47:51.116
10	1:00.566	+0.374	11:48:51.682
11	1:00.199	+0.007	11:49:51.881
12	1:00.192		11:50:52.073
13	1:00.421	+0.229	11:51:52.494

Lap	Lap Tm	Diff	Time of Day
(11) Uldis Timaks			
1	1:22.523	+22.246	11:38:15.756
2	1:01.817	+1.540	11:39:17.573
3	1:00.842	+0.565	11:40:18.415
4	1:00.755	+0.478	11:41:19.170
5	1:00.277		11:42:19.447
6	1:00.825	+0.548	11:43:20.272
p7	1:35.566	+35.289	11:44:55.838
8	3:20.237	+2:19.960	11:48:16.075
9	1:00.310	+0.033	11:49:16.385

Lap	Lap Tm	Diff	Time of Day
(46) Martin Seppam			
1	1:35.894	+33.642	11:38:49.734
2	1:23.215	+20.963	11:40:12.949
3	1:08.267	+6.015	11:41:21.216
4	1:04.164	+1.912	11:42:25.380
5	1:02.448	+0.196	11:43:27.828
6	1:06.346	+4.094	11:44:34.174
7	1:02.252		11:45:36.426
8	1:03.214	+0.962	11:46:39.640

Lap	Lap Tm	Diff	Time of Day
(41) Raul Karu			
1	2:06.568	+1:03.555	11:39:17.217
2	1:20.474	+17.461	11:40:37.691
3	1:03.333	+0.320	11:41:41.024
4	1:03.940	+0.927	11:42:44.964
5	1:03.433	+0.420	11:43:48.397
6	1:03.299	+0.286	11:44:51.696
7	1:03.013		11:45:54.709
8	1:03.043	+0.030	11:46:57.752

Lap	Lap Tm	Diff	Time of Day
(4) Roland Feodorov			
1	1:50.244	+47.186	11:39:15.481
2	1:21.481	+18.423	11:40:36.962
3	1:03.401	+0.343	11:41:40.363
4	1:03.884	+0.826	11:42:44.247
5	1:03.398	+0.340	11:43:47.645
6	1:03.058		11:44:50.703
7	1:03.120	+0.062	11:45:53.823
8	1:05.881	+2.823	11:46:59.704
p9	1:24.020	+20.962	11:48:23.724
10	1:42.051	+38.993	11:50:05.775
p11	1:25.035	+21.977	11:51:30.810
12	1:08.759	+5.701	11:52:39.569

Lap	Lap Tm	Diff	Time of Day
(15) Konstantins Calko			
1	1:26.977	+23.901	11:37:53.801
2	1:07.062	+3.986	11:39:00.863
3	1:03.509	+0.433	11:40:04.372
4	1:03.497	+0.421	11:41:07.869

Lap	Lap Tm	Diff	Time of Day
p5	1:29.425	+26.349	11:42:37.294
6	1:16.640	+13.564	11:43:53.934
7	1:03.076		11:44:57.010
8	1:03.709	+0.633	11:46:00.719
9	1:03.180	+0.104	11:47:03.899
10	1:03.767	+0.691	11:48:07.666
11	1:03.335	+0.259	11:49:11.001

Lap	Lap Tm	Diff	Time of Day
(58) Robertas Graudinis			
1	1:28.519	+25.093	11:37:53.277
2	1:08.166	+4.740	11:39:01.443
3	1:06.336	+2.910	11:40:07.779
4	1:05.866	+2.440	11:41:13.645
5	1:03.426		11:42:17.071
6	1:04.071	+0.645	11:43:21.142
7	1:09.667	+6.241	11:44:30.809
p8	1:32.406	+28.980	11:46:03.215
9	2:21.577	+1:18.151	11:48:24.792
10	1:04.083	+0.657	11:49:28.875

Lap	Lap Tm	Diff	Time of Day
(51) Armands Keiss			
1	1:37.903	+34.274	11:38:53.384
2	1:07.570	+3.941	11:40:00.954
3	1:03.750	+0.121	11:41:04.704
4	1:03.629		11:42:08.333
5	1:04.405	+0.776	11:43:12.738

Lap	Lap Tm	Diff	Time of Day
(48) Meelis Annus			
1	1:40.659	+36.943	11:38:47.066
2	1:07.311	+3.595	11:39:54.377
3	1:05.137	+1.421	11:40:59.514
4	1:06.519	+2.803	11:42:06.033
5	1:05.104	+1.388	11:43:11.137
6	1:04.313	+0.597	11:44:15.450
7	1:04.313	+0.597	11:45:19.763
8	1:03.931	+0.215	11:46:23.694
9	1:04.088	+0.372	11:47:27.782
10	1:04.098	+0.382	11:48:31.880
11	1:03.851	+0.135	11:49:35.731
12	1:08.864	+5.148	11:50:44.595
13	1:11.827	+8.111	11:51:56.422
14	1:05.552	+1.836	11:53:01.974
15	1:03.740	+0.024	11:54:05.714
16	1:03.716		11:55:09.430
17	1:03.974	+0.258	11:56:13.404

Lap	Lap Tm	Diff	Time of Day
(2) Tristan Viidas			
1	1:21.740	+17.909	11:37:50.897
2	1:08.185	+4.354	11:38:59.082
3	1:04.446	+0.615	11:40:03.528
4	1:03.831		11:41:07.359
5	1:05.470	+1.639	11:42:12.829
p6	1:27.680	+23.849	11:43:40.509
7	2:24.029	+1:20.198	11:46:04.538
8	1:04.438	+0.607	11:47:08.976
9	1:04.257	+0.426	11:48:13.233
10	1:04.427	+0.596	11:49:17.660
11	1:04.703	+0.872	11:50:22.363

Lap	Lap Tm	Diff	Time of Day
(1) Steven Puust			
1	1:33.327	+29.430	11:38:08.912
2	1:08.369	+4.472	11:39:17.281
3	1:08.102	+4.205	11:40:25.383
4	1:03.897		11:41:29.280
5	1:04.435	+0.538	11:42:33.715
6	1:03.920	+0.023	11:43:37.635

Lap	Lap Tm	Diff	Time of Day
7	1:04.353	+0.456	11:44:41.988
8	1:03.987	+0.090	11:45:45.975

Lap	Lap Tm	Diff	Time of Day
(7) Enar-Klaus Kunman			
1	1:38.727	+34.795	11:38:37.988
2	1:04.702	+0.770	11:39:42.690
3	1:06.579	+2.647	11:40:49.269
4	1:04.254	+0.322	11:41:53.523
5	1:09.922	+5.990	11:43:03.445
6	1:04.592	+0.660	11:44:08.037
7	1:15.429	+11.497	11:45:23.466
8	1:03.968	+0.036	11:46:27.434
9	1:18.021	+14.089	11:47:45.455
10	1:03.932		11:48:49.387
11	1:12.937	+9.005	11:50:02.324
12	1:04.069	+0.137	11:51:06.393

Lap	Lap Tm	Diff	Time of Day
(5) Ott-Joosep Lusik			
1	1:33.193	+20.086	11:38:24.907
2	1:13.340	+0.233	11:39:38.247
3	1:15.406	+2.299	11:40:53.653
4	1:13.107		11:42:06.760
5	1:17.183	+4.076	11:43:23.943

B3 Autorent Võiduajamine ` 11 ERC,LRC,BRC

Super 1600, Super B2000, Baltic Open, Juniors

Audru circuit 2,173 Km

Super 1600, Super B2000, Baltic Open, Juniors - qualification

18.06.2011 11:35

Qualifying started at 11:35:54

POLE POSITION

Rolling Start

1

1

36 Arunas Grankas
1:00.192
Honda Civic Type R

2

11 Uldis Timaks
1:00.277
Opel Astra

2

3

46 Martin Seppam
1:02.252
Volkswagen Golf II

4

41 Raul Karu
1:03.013
Volkswagen Golf II

3

5

4 Roland Feodorov
1:03.058
Honda Integra Type R

6

15 Konstantins Calko
1:03.076
BMW 320

4

7

58 Robertas Graudinis
1:03.426
BMW M3

8

51 Armands Keiss
1:03.629
Volkswagen Golf II

5

9

48 Meelis Annus
1:03.716
Volkswagen Golf II

10

2 Tristan Viidas
1:03.831
BMW 325i

6

11

1 Steven Puust
1:03.897
Toyota Yaris

12

7 Enar-Klaus Kunman
1:03.932
BMW 325i

7

13

5 Ott-Joosep Lusik
1:13.107
Toyota Corolla

B3 Autorent Võiduajamine ` 11 ERC,LRC,BRC

Sorted on Laps

Super 1600, Super B2000, Baltic Open, Juniors

Audru circuit 2,173 Km

Super 1600,Super B2000,Baltic Open,Juniors - 1st race, 15 laps

18.06.2011 14:45

Race started at 14:46:42

Pos	No.	Name	Nat	Make	Entrant/Race Team	Laps	Total Tm	Diff	Gap	In Lap	Best Tm	Best Speed	Points
1	36	Arunas Granskas	LTU	Honda Civic Type R	M-Rally Team	15	15:50.136			10	59.407	131,681	25
2	11	Uldis Timaks	LAT	Opel Astra	Venta Racing	15	15:50.909	0.773	0.773	7	59.643	131,160	25
3	15	Konstantins Calko	LAT	BMW 320	Weis Motorsport	15	15:54.395	4.259	3.486	9	1:00.071	130,226	20
4	46	Martin Seppam	EST	Volkswagen Golf II	Forss Racing	15	16:23.481	33.345	29.086	14	1:02.056	126,060	25
5	58	Robertas Graudinis	LTU	BMW M3	Rotoma Racing	15	16:39.371	49.235	15.890	5	1:02.987	124,197	16
6	1	Steven Puust	EST	Toyota Yaris	Erki Sport	15	16:42.106	51.970	2.735	5	1:03.560	123,077	25
7	41	Raul Karu	EST	Volkswagen Golf II	ProRex Racing	15	16:44.994	54.858	2.888	14	1:03.234	123,712	20
8	48	Meelis Annus	EST	Volkswagen Golf II	Vineda Racing	15	16:46.713	56.577	1.719	11	1:03.101	123,973	16
9	7	Enar-Klaus Kunmar	EST	BMW 325i	Ligur Racing	14	15:57.063	1 Lap	1 Lap	5	1:04.802	120,718	20
10	4	Roland Feodorov	EST	Honda Integra Type	Erki Sport	14	16:13.963	1 Lap	16.900	4	1:03.700	122,807	20
11	5	Ott-Joosep Lusik	EST	Toyota Corolla	Erki Sport	13	16:29.032	2 Laps	1 Lap	5	1:11.962	108,707	16

Not classified (75% = 12 Laps)

	2	Tristan Viidas	EST	BMW 325i	RL Racing	9	10:26.760	6 Laps	4 Laps	7	1:03.840	122,538	0
DNF	51	Armands Keiss	LAT	Volkswagen Golf II	Armands Keiss		1.172	DNF	9 Laps	0	-	-	0

Announcements

nr. 1 Steven Puust - 5. ringil uus Noorteklassi rajarekord 1:03.560

Margin of Victory	Avg. Speed	Best Lap Tm	Best Spd	Best Lap by
0.773	123,500	59.407	131,681	36 - Arunas Granskas

Race organizer: A2 Management Posted at:

Officialised at:

Orbits

Chief Steward of the meeting: Raul Koov

Secretary of race: Piret Koov

Official timing & results: EAL Timing

Printed: 21.06.2011 18:42:09

B3 Autorent Võiduajamine `11 ERC,LRC,BRC

Sorted on Laps

Super 1600, Super B2000, Baltic Open, Juniors

Audru circuit 2,173 Km

Super 1600,Super B2000,Baltic Open,Juniors - 1st race, 15 laps

18.06.2011 14:45

Race started at 14:46:42

Pos	No.	Name	Nat	Make	Entrant/Race Team	Laps	Total Tm	Diff	Gap	In Lap	Best Tm	Best Speed	Points
Baltic Open													
1	36	Arunas Granskas	LTU	Honda Civic Type R	M-Rally Team	15	15:50.136			10	59.407	131,681	25
2	15	Konstantins Calko	LAT	BMW 320	Weis Motorsport	15	15:54.395	4.259	4.259	9	1:00.071	130,226	20
3	58	Robertas Graudinis	LTU	BMW M3	Rotoma Racing	15	16:39.371	49.235	44.976	5	1:02.987	124,197	16
Juniors													
1	1	Steven Puust	EST	Toyota Yaris	Erki Sport	15	16:42.106			5	1:03.560	123,077	25
2	7	Enar-Klaus Kunmar	EST	BMW 325i	Ligur Racing	14	15:57.063	1 Lap	1 Lap	5	1:04.802	120,718	20
3	5	Ott-Joosep Lusik	EST	Toyota Corolla	Erki Sport	13	16:29.032	2 Laps	1 Lap	5	1:11.962	108,707	16
Not classified (75% = 12 Laps)													
	2	Tristan Viidas	EST	BMW 325i	RL Racing	9	10:26.760	6 Laps	4 Laps	7	1:03.840	122,538	0
Super 1600													
1	46	Martin Seppam	EST	Volkswagen Golf II	Forss Racing	15	16:23.481			14	1:02.056	126,060	25
2	41	Raul Karu	EST	Volkswagen Golf II	ProRex Racing	15	16:44.994	21.513	21.513	14	1:03.234	123,712	20
3	48	Meelis Annus	EST	Volkswagen Golf II	Vineda Racing	15	16:46.713	23.232	1.719	11	1:03.101	123,973	16
Not classified (75% = 12 Laps)													
DNF	51	Armands Keiss	LAT	Volkswagen Golf II	Armands Keiss		1.172	DNF	15 Laps	0	-		0
Super B2000													
1	11	Uldis Timaks	LAT	Opel Astra	Venta Racing	15	15:50.909			7	59.643	131,160	25
2	4	Roland Feodorov	EST	Honda Integra Type	Erki Sport	14	16:13.963	1 Lap	1 Lap	4	1:03.700	122,807	20

Announcements

nr. 1 Steven Puust - 5. ringil uus Noorteklassi rajarekord 1:03.560

Margin of Victory	Avg. Speed	Best Lap Tm	Best Spd	Best Lap by
0.773	123,500	59.407	131,681	36 - Arunas Granskas

Race organizer: A2 Management Posted at:

Officialised at:

Orbits

Chief Steward of the meeting: Raul Koov

Secretary of race: Piret Koov

Official timing & results: EAL Timing

B3 Autorent Võiduajamine `11 ERC,LRC,BRC

Super 1600, Super B2000, Baltic Open, Juniors

Audru circuit 2,173 Km

Super 1600, Super B2000, Baltic Open, Juniors - 1st race, 15 laps

18.06.2011 14:45

Race started at 14:46:42

Lap	Lap Tm	Diff	Time of Day
(36) Arunas Granskas			
1	1:03.253	+3.846	14:47:46.157
2	1:15.101	+15.694	14:49:01.258
3	1:29.648	+30.241	14:50:30.906
4	1:00.389	+0.982	14:51:31.295
5	1:00.310	+0.903	14:52:31.605
6	59.761	+0.354	14:53:31.366
7	59.412	+0.005	14:54:30.778
8	59.847	+0.440	14:55:30.625
9	1:00.077	+0.670	14:56:30.702
10	59.407		14:57:30.109
11	59.525	+0.118	14:58:29.634
12	1:01.964	+2.557	14:59:31.598
13	1:00.778	+1.371	15:00:32.376
14	1:00.256	+0.849	15:01:32.632
15	1:00.408	+1.001	15:02:33.040

(11) Uldis Timaks			
1	1:02.817	+3.174	14:47:45.818
2	1:14.642	+14.999	14:49:00.460
3	1:29.961	+30.318	14:50:30.421
4	1:00.554	+0.911	14:51:30.975
5	1:00.094	+0.451	14:52:31.069
6	59.846	+0.203	14:53:30.915
7	59.643		14:54:30.558
8	1:00.779	+1.136	14:55:31.337
9	59.913	+0.270	14:56:31.250
10	59.827	+0.184	14:57:31.077
11	1:00.424	+0.781	14:58:31.501
12	1:01.189	+1.546	14:59:32.690
13	1:00.636	+0.993	15:00:33.326
14	1:00.229	+0.586	15:01:33.555
15	1:00.258	+0.615	15:02:33.813

(15) Konstantins Calko			
1	1:03.087	+3.016	14:47:46.625
2	1:16.082	+16.011	14:49:02.707
3	1:29.328	+29.257	14:50:32.035
4	1:00.256	+0.185	14:51:32.291
5	1:00.152	+0.081	14:52:32.443
6	1:00.076	+0.005	14:53:32.519
7	1:00.182	+0.111	14:54:32.701
8	1:00.211	+0.140	14:55:32.912
9	1:00.071		14:56:32.983
10	1:00.569	+0.498	14:57:33.552
11	1:00.296	+0.225	14:58:33.848
12	1:00.861	+0.790	14:59:34.709
13	1:00.711	+0.640	15:00:35.420
14	1:00.616	+0.545	15:01:36.036
15	1:01.263	+1.192	15:02:37.299

(46) Martin Seppam			
1	1:05.791	+3.735	14:47:49.231
2	1:17.706	+15.650	14:49:06.937
3	1:26.827	+24.771	14:50:33.764
4	1:03.037	+0.981	14:51:36.801
5	1:03.393	+1.337	14:52:40.194
6	1:02.582	+0.526	14:53:42.776
7	1:02.656	+0.600	14:54:45.432
8	1:02.604	+0.548	14:55:48.036
9	1:02.614	+0.558	14:56:50.650
10	1:02.467	+0.411	14:57:53.117
11	1:03.079	+1.023	14:58:56.196
12	1:02.397	+0.341	14:59:58.593
13	1:02.320	+0.264	15:01:00.913

(58) Robertas Graudinis			
14	1:02.056		15:02:02.969
15	1:03.416	+1.360	15:03:06.385
1	1:07.869	+4.882	14:47:51.865
2	1:18.467	+15.480	14:49:10.332
3	1:24.834	+21.847	14:50:35.166
4	1:03.838	+0.851	14:51:39.004
5	1:02.987		14:52:41.991
6	1:04.433	+1.446	14:53:46.424
7	1:03.781	+0.794	14:54:50.205
8	1:03.313	+0.326	14:55:53.518
9	1:03.289	+0.302	14:56:56.807
10	1:04.140	+1.153	14:58:00.947
11	1:03.635	+0.648	14:59:04.582
12	1:04.891	+1.904	15:00:09.473
13	1:04.088	+1.101	15:01:13.561
14	1:04.247	+1.260	15:02:17.808
15	1:04.467	+1.480	15:03:22.275

(1) Steven Puust			
1	1:05.571	+2.011	14:47:50.432
2	1:19.045	+15.485	14:49:09.477
3	1:25.187	+21.627	14:50:34.664
4	1:04.978	+1.418	14:51:39.642
5	1:03.560		14:52:43.202
6	1:03.971	+0.411	14:53:47.173
7	1:03.862	+0.302	14:54:51.035
8	1:04.311	+0.751	14:55:55.346
9	1:04.434	+0.874	14:56:59.780
10	1:04.668	+1.108	14:58:04.448
11	1:04.280	+0.720	14:59:08.728
12	1:03.905	+0.345	15:00:12.633
13	1:04.183	+0.623	15:01:16.816
14	1:04.232	+0.672	15:02:21.048
15	1:03.962	+0.402	15:03:25.010

(41) Raul Karu			
1	1:10.713	+7.479	14:47:54.375
2	1:18.956	+15.722	14:49:13.331
3	1:24.497	+21.263	14:50:37.828
4	1:06.530	+3.296	14:51:44.358
5	1:04.372	+1.138	14:52:48.730
6	1:04.362	+1.128	14:53:53.092
7	1:05.217	+1.983	14:54:58.309
8	1:03.875	+0.641	14:56:02.184
9	1:03.298	+0.064	14:57:05.482
10	1:03.556	+0.322	14:58:09.038
11	1:03.431	+0.197	14:59:12.469
12	1:03.988	+0.754	15:00:16.457
13	1:04.237	+1.003	15:01:20.694
14	1:03.234		15:02:23.928
15	1:03.970	+0.736	15:03:27.898

(48) Meelis Annus			
1	1:09.923	+6.822	14:47:54.708
2	1:19.504	+16.403	14:49:14.212
3	1:24.361	+21.260	14:50:38.573
4	1:06.039	+2.938	14:51:44.612
5	1:04.337	+1.236	14:52:48.949
6	1:04.520	+1.419	14:53:53.469
7	1:05.086	+1.985	14:54:58.555
8	1:04.991	+1.890	14:56:03.546
9	1:04.816	+1.715	14:57:08.362
10	1:03.609	+0.508	14:58:11.971
11	1:03.101		14:59:15.072

(7) Enar-Klaus Kunman			
12	1:03.722	+0.621	15:00:18.794
13	1:03.746	+0.645	15:01:22.540
14	1:03.496	+0.395	15:02:26.036
15	1:03.581	+0.480	15:03:29.617
1	1:08.796	+3.994	14:47:53.817
2	1:17.899	+13.097	14:49:11.716
3	1:25.488	+20.686	14:50:37.204
4	1:05.367	+0.565	14:51:42.571
5	1:04.802		14:52:47.373
6	1:05.150	+0.348	14:53:52.523
7	1:05.373	+0.571	14:54:57.896
8	1:05.419	+0.617	14:56:03.315
9	1:06.423	+1.621	14:57:09.738
10	1:06.052	+1.250	14:58:15.790
11	1:05.289	+0.487	14:59:21.079
12	1:05.245	+0.443	15:00:26.324
13	1:05.428	+0.626	15:01:31.752
14	1:08.215	+3.413	15:02:39.967

(4) Roland Feodorov			
1	1:05.031	+1.331	14:47:48.855
2	1:16.807	+13.107	14:49:05.662
3	1:27.293	+23.593	14:50:32.955
4	1:03.700		14:51:36.655
5	1:04.987	+1.287	14:52:41.642
6	1:04.243	+0.543	14:53:45.885
7	1:04.201	+0.501	14:54:50.086
8	1:04.717	+1.017	14:55:54.803
9	1:04.649	+0.949	14:56:59.452
10	1:04.794	+1.094	14:58:04.246
11	1:05.572	+1.872	14:59:09.818
p12	1:27.496	+23.796	15:00:37.314
13	1:12.277	+8.577	15:01:49.591
14	1:07.276	+3.576	15:02:56.867

(5) Ott-Joosep Lusik			
1	1:16.342	+4.380	14:48:03.272
2	1:24.346	+12.384	14:49:27.618
3	1:23.633	+11.671	14:50:51.251
4	1:13.496	+1.534	14:52:04.747
5	1:11.962		14:53:16.709
6	1:13.418	+1.456	14:54:30.127
7	1:14.506	+2.544	14:55:44.633
8	1:16.939	+4.977	14:57:01.572
9	1:17.835	+5.873	14:58:19.407
10	1:12.324	+0.362	14:59:31.731
11	1:14.681	+2.719	15:00:46.412
12	1:12.845	+0.883	15:01:59.257
13	1:12.679	+0.717	15:03:11.936

(2) Tristan Viidas			
1	1:09.674	+5.834	14:47:54.143
2	1:17.997	+14.157	14:49:12.140
3	1:25.268	+21.428	14:50:37.408
4	1:05.411	+1.571	14:51:42.819
5	1:04.759	+0.919	14:52:47.578
6	1:04.128	+0.288	14:53:51.706
7	1:03.840		14:54:55.546
8	1:04.160	+0.320	14:55:59.706
9	1:09.958	+6.118	14:57:09.664

B3 Autorent Võiduajamine `11 ERC,LRC,BRC

Lapchart


Super 1600, Super B2000, Baltic Open, Juniors

Audru circuit 2,173 Km

Super 1600,Super B2000,Baltic Open,Juniors - 1st race, 15 laps

18.06.2011 14:45

Race started at 14:46:42



Competitors	Laps															
	0	1	2	3	4	5	6	7	8	9	10	11	12	13	14	15
Arunas Granskas (36)	1	36	11	11	11	11	11	11	11	36	36	36	36	36	36	36
Uldis Timaks (11)	2	11	36	36	36	36	36	36	36	11	11	11	11	11	11	11
Martin Seppam (46)	3	46	15	15	15	15	15	15	15	15	15	15	15	15	15	15
Konstantins Calko (15)	4	15	4	4	4	4	46	46	46	46	46	46	46	46	46	46
Raul Karu (41)	5	41	46	46	46	46	4	4	4	58	58	58	58	58	58	58
Roland Feodorov (4)	6	4	1	1	1	58	58	58	58	4	4	4	1	1	1	1
Robertas Graudinis (58)	7	58	58	58	58	1	1	1	1	1	1	1	4	41	41	41
Armands Keiss (51)	8	51	7	7	7	7	7	2	2	2	41	41	41	48	48	48
Tristan Viidas (2)	9	2	2	2	2	2	2	7	7	41	48	48	48	7	7	7
Meelis Annus (48)	10	48	41	41	41	41	41	41	41	7	2	7	7	4	4	4
Steven Puust (1)	11	1	48	48	48	48	48	48	48	7	5	5	5	5		
Enar-Klaus Kunman (7)	12	7	5	5	5	5	5	5	5	5						
Ott-Joosep Lusik (5)	13	5														

B3 Autorent Võiduajamine ` 11 ERC,LRC,BRC

Sorted on Laps

Super 1600, Super B2000, Baltic Open, Juniors

Audru circuit 2,173 Km

Super 1600,Super B2000,Baltic Open,Juniors - 2nd race, 15 laps

18.06.2011 17:25

Race (15 Laps) started at 17:25:46

Pos	No.	Name	Nat	Make	Entrant/Race Team	Laps	Total Tm	Diff	Gap	In Lap	Best Tm	Best Speed	Points
1	36	Arunas Granskas	LTU	Honda Civic Type R	M-Rally Team	15	15:02.868			9	59.317	131,881	25
2	11	Uldis Timaks	LAT	Opel Astra	Venta Racing	15	15:03.871	1.003	1.003	4	59.458	131,569	25
3	15	Konstantins Calko	LAT	BMW 320	Weis Motorsport	15	15:17.700	14.832	13.829	2	59.797	130,823	20
4	46	Martin Seppam	EST	Volkswagen Golf II	Forss Racing	15	15:42.513	39.645	24.813	6	1:01.880	126,419	25
5	41	Raul Karu	EST	Volkswagen Golf II	ProRex Racing	15	15:54.390	51.522	11.877	6	1:02.322	125,522	20
6	58	Robertas Graudinis	LTU	BMW M3	Rotoma Racing	15	16:04.878	1:02.010	10.488	6	1:03.032	124,108	16
7	1	Steven Puust	EST	Toyota Yaris	Erki Sport	15	16:06.279	1:03.411	1.401	2	1:03.700	122,807	25
8	2	Tristan Viidas	EST	BMW 325i	RL Racing	14	15:05.571	1 Lap	1 Lap	5	1:03.562	123,074	20
9	48	Meelis Annus	EST	Volkswagen Golf II	Vineda Racing	14	15:16.323	1 Lap	10.752	7	1:03.972	122,285	16
10	7	Enar-Klaus Kunmar	EST	BMW 325i	Ligur Racing	14	15:19.080	1 Lap	2.757	7	1:04.719	120,873	16
11	4	Roland Feodorov	EST	Honda Integra Type	Erki Sport	13	15:50.573	2 Laps	1 Lap	6	1:02.476	125,213	20
12	5	Ott-Joosep Lusik	EST	Toyota Corolla	Erki Sport	13	15:53.351	2 Laps	2.778	13	1:11.587	109,277	14

Not classified (75% = 12 Laps)

DNS	51	Armands Keiss	LAT	Volkswagen Golf II	Armands Keiss		0.000	DNS	13 Laps	0	-		0
-----	----	---------------	-----	--------------------	---------------	--	-------	-----	---------	---	---	--	---

Announcements

nr. 36 Arunas Granskas - 9. ringil uus Baltic Open klassi rajarekord 59.317

nr. 11 Uldis Timaks - 4. ringil uus Super B2000 klassi rajarekord 59.458

Margin of Victory	Avg. Speed	Best Lap Tm	Best Spd	Best Lap by
1.003	129,966	59.317	131,881	36 - Arunas Granskas

Race organizer: A2 Management Posted at: Officialised at: Orbits

Chief Steward of the meeting: Raul Koov

Secretary of race: Piret Koov

Official timing & results: EAL Timing

Printed: 21.06.2011 18:42:44

B3 Autorent Võiduajamine `11 ERC,LRC,BRC

Sorted on Laps

Super 1600, Super B2000, Baltic Open, Juniors

Audru circuit 2,173 Km

Super 1600, Super B2000, Baltic Open, Juniors - 2nd race, 15 laps

18.06.2011 17:25

Race (15 Laps) started at 17:25:46

Pos	No.	Name	Nat	Make	Entrant/Race Team	Laps	Total Tm	Diff	Gap	In Lap	Best Tm	Best Speed	Points
Baltic Open													
1	36	Arunas Grankas	LTU	Honda Civic Type R	M-Rally Team	15	15:02.868			9	59.317	131,881	25
2	15	Konstantins Calko	LAT	BMW 320	Weis Motorsport	15	15:17.700	14.832	14.832	2	59.797	130,823	20
3	58	Robertas Graudinis	LTU	BMW M3	Rotoma Racing	15	16:04.878	1:02.010	47.178	6	1:03.032	124,108	16
Juniors													
1	1	Steven Puust	EST	Toyota Yaris	Erki Sport	15	16:06.279			2	1:03.700	122,807	25
2	2	Tristan Viidas	EST	BMW 325i	RL Racing	14	15:05.571	1 Lap	1 Lap	5	1:03.562	123,074	20
3	7	Enar-Klaus Kunmar	EST	BMW 325i	Ligur Racing	14	15:19.080	1 Lap	13.509	7	1:04.719	120,873	16
4	5	Ott-Joosep Lusik	EST	Toyota Corolla	Erki Sport	13	15:53.351	2 Laps	1 Lap	13	1:11.587	109,277	14
Super 1600													
1	46	Martin Seppam	EST	Volkswagen Golf II	Forss Racing	15	15:42.513			6	1:01.880	126,419	25
2	41	Raul Karu	EST	Volkswagen Golf II	ProRex Racing	15	15:54.390	11.877	11.877	6	1:02.322	125,522	20
3	48	Meelis Annus	EST	Volkswagen Golf II	Vineda Racing	14	15:16.323	1 Lap	1 Lap	7	1:03.972	122,285	16
Not classified (75% = 12 Laps)													
DNS	51	Armands Keiss	LAT	Volkswagen Golf II	Armands Keiss		0.000	DNS	14 Laps	0	-		0
Super B2000													
1	11	Uldis Timaks	LAT	Opel Astra	Venta Racing	15	15:03.871			4	59.458	131,569	25
2	4	Roland Feodorov	EST	Honda Integra Type	Erki Sport	13	15:50.573	2 Laps	2 Laps	6	1:02.476	125,213	20

Announcements

nr. 36 Arunas Grankas - 9. ringil uus Baltic Open klassi rajarekord 59.317

nr. 11 Uldis Timaks - 4. ringil uus Super B2000 klassi rajarekord 59.458

Margin of Victory	Avg. Speed	Best Lap Tm	Best Spd	Best Lap by
1.003	129,966	59.317	131,881	36 - Arunas Grankas

Race organizer: A2 Management Posted at:

Officialised at:

Orbits

Chief Steward of the meeting: Raul Koov

Secretary of race: Piret Koov

Official timing & results: EAL Timing

Printed: 21.06.2011 18:42:52

B3 Autorent Võiduajamine `11 ERC,LRC,BRC

Super 1600, Super B2000, Baltic Open, Juniors

Audru circuit 2,173 Km

Super 1600, Super B2000, Baltic Open, Juniors - 2nd race, 15 laps

18.06.2011 17:25

Race (15 Laps) started at 17:25:46

Lap	Lap Tm	Diff	Time of Day
(36) Arunas Granskas			
1	1:02.835	+3.518	17:26:49.381
2	59.671	+0.354	17:27:49.052
3	59.322	+0.005	17:28:48.374
4	59.690	+0.373	17:29:48.064
5	59.630	+0.313	17:30:47.694
6	1:00.417	+1.100	17:31:48.111
7	59.823	+0.506	17:32:47.934
8	59.658	+0.341	17:33:47.592
9	59.317		17:34:46.909
10	59.983	+0.666	17:35:46.892
11	1:00.142	+0.825	17:36:47.034
12	1:00.751	+1.434	17:37:47.785
13	1:01.165	+1.848	17:38:48.950
14	1:00.284	+0.967	17:39:49.234
15	1:00.180	+0.863	17:40:49.414

Lap	Lap Tm	Diff	Time of Day
(11) Uldis Timaks			
1	1:01.614	+2.156	17:26:48.265
2	59.860	+0.402	17:27:48.125
3	59.684	+0.226	17:28:47.809
4	59.458		17:29:47.267
5	59.603	+0.145	17:30:46.870
6	1:00.064	+0.606	17:31:46.934
7	1:00.002	+0.544	17:32:46.936
8	59.645	+0.187	17:33:46.581
9	59.601	+0.143	17:34:46.182
10	1:00.100	+0.642	17:35:46.282
11	1:00.354	+0.896	17:36:46.636
12	1:00.749	+1.291	17:37:47.385
13	1:01.815	+2.357	17:38:49.200
14	1:00.521	+1.063	17:39:49.721
15	1:00.696	+1.238	17:40:50.417

Lap	Lap Tm	Diff	Time of Day
(15) Konstantins Calko			
1	1:03.067	+3.270	17:26:49.802
2	59.797		17:27:49.599
3	1:00.078	+0.281	17:28:49.677
4	1:00.177	+0.380	17:29:49.854
5	1:00.173	+0.376	17:30:50.027
6	1:00.390	+0.593	17:31:50.417
7	1:00.659	+0.862	17:32:51.076
8	1:01.275	+1.478	17:33:52.351
9	1:01.120	+1.323	17:34:53.471
10	1:02.287	+2.490	17:35:55.758
11	1:01.531	+1.734	17:36:57.289
12	1:02.392	+2.595	17:37:59.681
13	1:01.444	+1.647	17:39:01.125
14	1:01.611	+1.814	17:40:02.736
15	1:01.510	+1.713	17:41:04.246

Lap	Lap Tm	Diff	Time of Day
(46) Martin Seppam			
1	1:07.309	+5.429	17:26:54.392
2	1:03.878	+1.998	17:27:58.270
3	1:03.339	+1.459	17:29:01.609
4	1:02.454	+0.574	17:30:04.063
5	1:01.953	+0.073	17:31:06.016
6	1:01.880		17:32:07.896
7	1:01.883	+0.003	17:33:09.779
8	1:03.333	+1.453	17:34:13.112
9	1:01.959	+0.079	17:35:15.071
10	1:01.952	+0.072	17:36:17.023
11	1:01.934	+0.054	17:37:18.957
12	1:02.229	+0.349	17:38:21.186
13	1:02.192	+0.312	17:39:23.378

Lap	Lap Tm	Diff	Time of Day
14	1:03.167	+1.287	17:40:26.545
15	1:02.514	+0.634	17:41:29.059
(41) Raul Karu			
1	1:06.568	+4.246	17:26:54.828
2	1:03.689	+1.367	17:27:58.517
3	1:04.632	+2.310	17:29:03.149
4	1:03.354	+1.032	17:30:06.503
5	1:04.879	+2.557	17:31:11.382
6	1:02.322		17:32:13.704
7	1:02.637	+0.315	17:33:16.341
8	1:03.468	+1.146	17:34:19.809
9	1:03.324	+1.002	17:35:23.133
10	1:03.106	+0.784	17:36:26.239
11	1:02.848	+0.526	17:37:29.087
12	1:02.590	+0.268	17:38:31.677
13	1:02.969	+0.647	17:39:34.646
14	1:02.742	+0.420	17:40:37.388
15	1:03.548	+1.226	17:41:40.936

Lap	Lap Tm	Diff	Time of Day
(58) Robertas Graudinis			
1	1:06.989	+3.957	17:26:54.118
2	1:03.908	+0.876	17:27:58.026
3	1:03.818	+0.786	17:29:01.844
4	1:03.481	+0.449	17:30:05.325
5	1:06.322	+3.290	17:31:11.647
6	1:03.032		17:32:14.679
7	1:03.739	+0.707	17:33:18.418
8	1:03.777	+0.745	17:34:22.195
9	1:04.586	+1.554	17:35:26.781
10	1:03.842	+0.810	17:36:30.623
11	1:05.713	+2.681	17:37:36.336
12	1:03.450	+0.418	17:38:39.786
13	1:03.416	+0.384	17:39:43.202
14	1:03.559	+0.527	17:40:46.761
15	1:04.663	+1.631	17:41:51.424

Lap	Lap Tm	Diff	Time of Day
(1) Steven Puust			
1	1:05.419	+1.719	17:26:53.280
2	1:03.700		17:27:56.980
3	1:03.839	+0.139	17:29:00.819
4	1:06.139	+2.439	17:30:06.958
5	1:04.846	+1.146	17:31:11.804
6	1:03.998	+0.298	17:32:15.802
7	1:03.984	+0.284	17:33:19.786
8	1:03.957	+0.257	17:34:23.743
9	1:04.221	+0.521	17:35:27.964
10	1:04.387	+0.687	17:36:32.351
11	1:04.469	+0.769	17:37:36.820
12	1:04.118	+0.418	17:38:40.938
13	1:03.833	+0.133	17:39:44.771
14	1:03.942	+0.242	17:40:48.713
15	1:04.112	+0.412	17:41:52.825

Lap	Lap Tm	Diff	Time of Day
(2) Tristan Viidas			
1	1:08.475	+4.913	17:26:56.889
2	1:04.141	+0.579	17:28:01.030
3	1:03.949	+0.387	17:29:04.979
4	1:03.763	+0.201	17:30:08.742
5	1:03.562		17:31:12.304
6	1:04.126	+0.564	17:32:16.430
7	1:03.875	+0.313	17:33:20.305
8	1:03.858	+0.296	17:34:24.163
9	1:04.307	+0.745	17:35:28.470
10	1:04.275	+0.713	17:36:32.745
11	1:04.572	+1.010	17:37:37.317

Lap	Lap Tm	Diff	Time of Day
12	1:04.262	+0.700	17:38:41.579
13	1:04.227	+0.665	17:39:45.806
14	1:06.311	+2.749	17:40:52.117

Lap	Lap Tm	Diff	Time of Day
(48) Meelis Annus			
1	1:07.621	+3.649	17:26:55.656
2	1:05.944	+1.972	17:28:01.600
3	1:04.267	+0.295	17:29:05.867
4	1:04.275	+0.303	17:30:10.142
5	1:04.430	+0.458	17:31:14.572
6	1:03.973	+0.001	17:32:18.545
7	1:03.972		17:33:22.517
8	1:04.526	+0.554	17:34:27.043
9	1:05.311	+1.339	17:35:32.354
10	1:04.319	+0.347	17:36:36.673
11	1:06.501	+2.529	17:37:43.174
12	1:07.650	+3.678	17:38:50.824
13	1:06.252	+2.280	17:39:57.076
14	1:05.793	+1.821	17:41:02.869

Lap	Lap Tm	Diff	Time of Day
(7) Enar-Klaus Kunman			
1	1:08.303	+3.584	17:26:57.403
2	1:04.790	+0.071	17:28:02.193
3	1:04.887	+0.168	17:29:07.080
4	1:04.994	+0.275	17:30:12.074
5	1:04.799	+0.080	17:31:16.873
6	1:05.314	+0.595	17:32:22.187
7	1:04.719		17:33:26.906
8	1:05.098	+0.379	17:34:32.004
9	1:05.617	+0.898	17:35:37.621
10	1:05.482	+0.763	17:36:43.103
11	1:06.479	+1.760	17:37:49.582
12	1:05.148	+0.429	17:38:54.730
13	1:05.178	+0.459	17:39:59.908
14	1:05.718	+0.999	17:41:05.626

Lap	Lap Tm	Diff	Time of Day
(4) Roland Feodorov			
1	1:07.657	+5.181	17:26:56.178
2	1:02.964	+0.488	17:27:59.142
3	1:03.483	+1.007	17:29:02.625
4	1:03.418	+0.942	17:30:06.043
5	1:03.010	+0.534	17:31:09.053
6	1:02.476		17:32:11.529
7	1:02.799	+0.323	17:33:14.328
8	1:03.242	+0.766	17:34:17.570
p9	1:46.196	+43.720	17:36:03.766
10	1:43.641	+41.165	17:37:47.407
11	1:24.392	+21.916	17:39:11.799
12	1:12.400	+9.924	17:40:24.199
13	1:12.920	+10.444	17:41:37.119

Lap	Lap Tm	Diff	Time of Day
(5) Ott-Joosep Lusik			
1	1:13.277	+1.690	17:27:03.166
2	1:11.768	+0.181	17:28:14.934
3	1:12.694	+1.107	17:29:27.628
4	1:12.048	+0.461	17:30:39.676
5	1:15.107	+3.520	17:31:54.783
6	1:12.403	+0.816	17:33:07.186
7	1:14.665	+3.078	17:34:21.851
8	1:16.826	+5.239	17:35:38.677
9	1:12.948	+1.361	17:36:51.625
10	1:12.753	+1.166	17:38:04.378
11	1:12.083	+0.496	17:39:16.461
12	1:11.849	+0.262	17:40:28.310
13	1:11.587		17:41:39.897

B3 Autorent Võiduajamine `11 ERC,LRC,BRC

Lapchart


Super 1600, Super B2000, Baltic Open, Juniors

Audru circuit 2,173 Km

Super 1600,Super B2000,Baltic Open,Juniors - 2nd race, 15 laps

18.06.2011 17:25

Race (15 Laps) started at 17:25:46



Competitors


	Laps																
	0	1	2	3	4	5	6	7	8	9	10	11	12	13	14	15	
Arunas Granskas (36)	1	36	11	11	11	11	11	11	11	11	11	11	11	11	36	36	36
Uldis Timaks (11)	2	11	36	36	36	36	36	36	36	36	36	36	36	36	11	11	11
Konstantins Calko (15)	3	15	15	15	15	15	15	15	15	15	15	15	15	15	15	15	15
Martin Seppam (46)	4	46	1	1	1	46	46	46	46	46	46	46	46	46	46	46	46
Robertas Graudinis (58)	5	58	58	58	46	58	4	4	4	4	41	41	41	41	41	41	41
Steven Puust (1)	6	1	46	46	58	4	41	41	41	41	58	58	58	58	58	58	58
Meelis Annus (48)	7	48	41	41	4	41	58	58	58	58	1	1	1	1	1	1	1
Raul Karu (41)	8	41	48	4	41	1	1	1	1	1	2	2	2	2	2	2	2
Tristan Viidas (2)	9	2	4	2	2	2	2	2	2	2	48	48	48	48	48	48	48
Roland Feodorov (4)	10	4	2	48	48	48	48	48	48	48	7	7	7	7	7	7	7
Enar-Klaus Kunman (7)	11	7	7	7	7	7	7	7	7	7	4	4	4	4	4	4	4
Ott-Joosep Lusik (5)	12	5	5	5	5	5	5	5	5	5	5	5	5	5	5	5	5
Armands Keiss (51)	13	51															

B3 Autorent Võiduajamine ` 11 ERC,LRC,BRC

Super 1600, Super B2000, Baltic Open, Juniors

Audru circuit 2,173 Km

Super B2000 - total



Pos	No.	Name	Entrant/Race Team	Make	R1.	R2.	Total points
1	11	Uldis Timaks	Venta Racing	Opel Astra	25	25	50
2	4	Roland Feodorov	Erki Sport	Honda Integra Type R	20	20	40