

RAHA 24 Eesti MV III etapp kardispordis

Sorted on Best Lap time

Rotax Max DD2; Rotax Max DD2 Masters; KZ2

Kuningamäe karting circuit 0,850 Km

Rotax Max DD2; Rotax Max DD2 Masters; KZ2 - practice 1 - 8 minutes

17.06.2011 09:50

Practice started at 9:50:58

Pos	No.	Name	R	Nat	Entrant/Race Team	Make	Best Tm	Diff	Gap	Laps	In Lap	Best Speed
Rotax DD2												
1	11	Tõnis Liigmann		EST	Max Racing	CRG / Rotax 125 / Mojo	36.732			11	4	83,306
2	12	Anton Zaytsev		UKR	Max Racing	CRG / Rotax 125 / Mojo	37.207	0.475	0.475	12	10	82,243
3	16	Mario Haugas	R	EST	Aix Racing	Intrepid / Rotax 125 / Mojo	38.278	1.546	1.071	11	8	79,941
Rotax Masters												
1	64	Eke Nurm		EST	AGS Racing	Maddox / Rotax 125 / Mojo	37.338			11	10	81,954
2	88	Bruno Paabort	R	EST	Talvar Racing	Energy / Rotax 125 / Mojo	37.605	0.267	0.267	4	3	81,372

RAHA 24 Eesti MV III etapp kardispordis

Rotax Max DD2; Rotax Max DD2 Masters; KZ2

Kuningamäe karting circuit 0,850 Km

Rotax Max DD2; Rotax Max DD2 Masters; KZ2 - practice 1 - 8 minutes

17.06.2011 09:50

Practice started at 9:50:58

Lap	Lap Tm	Diff	Time of Day
<b>(11) Tõnis Liigmann</b>			
1	37.600	+0.868	9:51:56.153
2	37.119	+0.387	9:52:33.272
3	36.872	+0.140	9:53:10.144
4	<b>36.732</b>		9:53:46.876
5	36.936	+0.204	9:54:23.812
6	1:03.560	+26.828	9:55:27.372
7	36.739	+0.007	9:56:04.111
8	36.903	+0.171	9:56:41.014
9	36.828	+0.096	9:57:17.842
10	36.975	+0.243	9:57:54.817
11	37.314	+0.582	9:58:32.131

Lap	Lap Tm	Diff	Time of Day
<b>(12) Anton Zaytsev</b>			
1	38.282	+1.075	9:51:58.362
2	37.953	+0.746	9:52:36.315
3	37.720	+0.513	9:53:14.035
4	37.644	+0.437	9:53:51.679
5	37.230	+0.023	9:54:28.909
6	37.332	+0.125	9:55:06.241
7	37.551	+0.344	9:55:43.792
8	37.394	+0.187	9:56:21.186
9	37.431	+0.224	9:56:58.617
10	<b>37.207</b>		9:57:35.824
11	37.220	+0.013	9:58:13.044
12	38.010	+0.803	9:58:51.054

Lap	Lap Tm	Diff	Time of Day
<b>(64) Eke Nurm</b>			
1	40.565	+3.227	9:52:00.442
2	37.927	+0.589	9:52:38.369
3	37.441	+0.103	9:53:15.810
4	37.387	+0.049	9:53:53.197
5	37.801	+0.463	9:54:30.998
6	37.694	+0.356	9:55:08.692
7	37.431	+0.093	9:55:46.123
8	37.543	+0.205	9:56:23.666
9	37.340	+0.002	9:57:01.006
10	<b>37.338</b>		9:57:38.344
11	43.636	+6.298	9:58:21.980

Lap	Lap Tm	Diff	Time of Day
<b>(88) Bruno Paabort</b>			
1	38.641	+1.036	9:51:58.126
2	39.184	+1.579	9:52:37.310
3	<b>37.605</b>		9:53:14.915
4	38.221	+0.616	9:53:53.136

Lap	Lap Tm	Diff	Time of Day
<b>(16) Mario Haugas</b>			
1	41.122	+2.844	9:52:10.448
2	39.416	+1.138	9:52:49.864
3	39.269	+0.991	9:53:29.133
4	38.872	+0.594	9:54:08.005
5	38.537	+0.259	9:54:46.542
6	38.360	+0.082	9:55:24.902
7	39.821	+1.543	9:56:04.723
8	<b>38.278</b>		9:56:43.001
9	38.730	+0.452	9:57:21.731
10	38.542	+0.264	9:58:00.273
11	39.089	+0.811	9:58:39.362

RAHA 24 Eesti MV III etapp kardisportis

Sorted on Best Lap time

Rotax Max DD2; Rotax Max DD2 Masters; KZ2

Kuningamäe karting circuit 0,850 Km

Rotax Max DD2; Rotax Max DD2 Masters; KZ2 - practice 2 - 8 minutes

17.06.2011 10:50

Practice started at 10:50:35

Pos	No.	Name	R	Nat	Entrant/Race Team	Make	Best Tm	Diff	Gap	Laps	In Lap	Best Speed
<b>Rotax DD2</b>												
1	11	Tõnis Liigmann		EST	Max Racing	CRG / Rotax 125 / Mojo	36.694			12	9	83,392
2	12	Anton Zaytsev		UKR	Max Racing	CRG / Rotax 125 / Mojo	36.735	0.041	0.041	12	9	83,299
3	14	Antti Rammo		EST	Vihur Team	Energy / Rotax 125 / Mojo	36.744	0.050	0.009	11	9	83,279
4	16	Mario Haugas	R	EST	Aix Racing	Intrepid / Rotax 125 / Mojo	36.948	0.254	0.204	12	9	82,819
<b>Rotax Masters</b>												
1	64	Eke Nurm		EST	AGS Racing	Maddox / Rotax 125 / Mojo	37.122			13	4	82,431
2	88	Bruno Paabort	R	EST	Talvar Racing	Energy / Rotax 125 / Mojo	37.588	0.466	0.466	11	7	81,409
3	55	Heigo Hummel	R	EST	R24 Motorsport	Tony Kart / Rotax 125 / Mojo	40.447	3.325	2.859	11	8	75,655

RAHA 24 Eesti MV III etapp kardisportis

Rotax Max DD2; Rotax Max DD2 Masters; KZ2

Kuningamäe karting circuit 0,850 Km

Rotax Max DD2; Rotax Max DD2 Masters; KZ2 - practice 2 - 8 minutes

17.06.2011 10:50

Practice started at 10:50:35

Lap	Lap Tm	Diff	Time of Day
<b>(11) Tõnis Liigmann</b>			
1	37.776	+1.082	10:51:29.015
2	36.888	+0.194	10:52:05.903
3	36.765	+0.071	10:52:42.668
4	45.314	+8.620	10:53:27.982
5	37.084	+0.390	10:54:05.066
6	39.007	+2.313	10:54:44.073
7	36.782	+0.088	10:55:20.855
8	36.925	+0.231	10:55:57.780
9	<b>36.694</b>		10:56:34.474
10	36.980	+0.286	10:57:11.454
11	37.309	+0.615	10:57:48.763
12	37.201	+0.507	10:58:25.964

Lap	Lap Tm	Diff	Time of Day
<b>(12) Anton Zaytsev</b>			
1	38.431	+1.696	10:51:28.438
2	36.859	+0.124	10:52:05.297
3	36.945	+0.210	10:52:42.242
4	37.984	+1.249	10:53:20.226
5	43.002	+6.267	10:54:03.228
6	41.040	+4.305	10:54:44.268
7	36.827	+0.092	10:55:21.095
8	36.885	+0.150	10:55:57.980
9	<b>36.735</b>		10:56:34.715
10	37.164	+0.429	10:57:11.879
11	37.274	+0.539	10:57:49.153
12	37.260	+0.525	10:58:26.413

Lap	Lap Tm	Diff	Time of Day
<b>(14) Antti Rammo</b>			
1	37.320	+0.576	10:51:21.857
2	37.107	+0.363	10:51:58.964
3	37.040	+0.296	10:52:36.004
4	36.863	+0.119	10:53:12.867
5	36.865	+0.121	10:53:49.732
6	36.824	+0.080	10:54:26.556
7	1:27.518	+50.774	10:55:54.074
8	36.766	+0.022	10:56:30.840
9	<b>36.744</b>		10:57:07.584
10	36.924	+0.180	10:57:44.508
11	37.008	+0.264	10:58:21.516

Lap	Lap Tm	Diff	Time of Day
<b>(16) Mario Haugas</b>			
1	37.900	+0.952	10:51:31.295
2	37.237	+0.289	10:52:08.532
3	37.307	+0.359	10:52:45.839
4	37.250	+0.302	10:53:23.089
5	37.675	+0.727	10:54:00.764
6	37.152	+0.204	10:54:37.916
7	36.960	+0.012	10:55:14.876
8	37.033	+0.085	10:55:51.909
9	<b>36.948</b>		10:56:28.857
10	37.722	+0.774	10:57:06.579
11	37.040	+0.092	10:57:43.619
12	37.369	+0.421	10:58:20.988

Lap	Lap Tm	Diff	Time of Day
<b>(64) Eke Nurm</b>			
1	37.456	+0.334	10:51:25.355
2	37.432	+0.310	10:52:02.787
3	38.612	+1.490	10:52:41.399
4	<b>37.122</b>		10:53:18.521
5	37.420	+0.298	10:53:55.941
6	37.293	+0.171	10:54:33.234
7	37.425	+0.303	10:55:10.659
8	37.307	+0.185	10:55:47.966
9	37.585	+0.463	10:56:25.551

Lap	Lap Tm	Diff	Time of Day
10	37.582	+0.460	10:57:03.133
11	37.554	+0.432	10:57:40.687
12	37.389	+0.267	10:58:18.076
13	38.014	+0.892	10:58:56.090

Lap	Lap Tm	Diff	Time of Day
<b>(88) Bruno Paabort</b>			
1	38.109	+0.521	10:51:23.841
2	38.506	+0.918	10:52:02.347
3	37.974	+0.386	10:52:40.321
4	37.643	+0.055	10:53:17.964
5	37.606	+0.018	10:53:55.570
6	38.999	+1.411	10:54:34.569
7	<b>37.588</b>		10:55:12.157
8	37.594	+0.006	10:55:49.751
9	37.745	+0.157	10:56:27.496
10	39.893	+2.305	10:57:07.389
11	39.242	+1.654	10:57:46.631

Lap	Lap Tm	Diff	Time of Day
<b>(55) Heigo Hummel</b>			
1	41.276	+0.829	10:51:34.754
2	42.300	+1.853	10:52:17.054
3	41.090	+0.643	10:52:58.144
4	42.066	+1.619	10:53:40.210
5	41.686	+1.239	10:54:21.896
6	41.433	+0.986	10:55:03.329
7	43.373	+2.926	10:55:46.702
8	<b>40.447</b>		10:56:27.149
9	42.638	+2.191	10:57:09.787
10	42.583	+2.136	10:57:52.370
11	42.966	+2.519	10:58:35.336

Organizer: Saduküla KSP Posted at:

Officialised at:

Orbits

Clerk of the Course: Ants Reinumägi

Secretary of race: Ingrid Kiiver-Riisman

Official Timing: EAL Timing

Printed: 21.06.2011 13:49:00

**RAHA 24 Eesti MV III etapp kardisportis**

**Sorted on Best Lap time**

Rotax Max DD2; Rotax Max DD2 Masters; KZ2

Kuningamäe karting circuit 0,850 Km

Rotax Max DD2; Rotax Max DD2 Masters; KZ2 - practice 3 - 8 minutes

17.06.2011 11:50

Practice started at 11:50:07

Pos	No.	Name	R	Nat	Entrant/Race Team	Make	Best Tm	Diff	Gap	Laps	In Lap	Best Speed
<b>Rotax DD2</b>												
1	2	Mario Vendla		EST	Kartdagö	Birel / Rotax 125 / Mojo	36.607			13	4	83,591
2	12	Anton Zaytsev		UKR	Max Racing	CRG / Rotax 125 / Mojo	36.697	0.090	0.090	13	4	83,386
3	14	Antti Rammo		EST	Vihur Team	Energy / Rotax 125 / Mojo	36.741	0.134	0.044	12	10	83,286
4	11	Tõnis Liigmann		EST	Max Racing	CRG / Rotax 125 / Mojo	36.857	0.250	0.116	12	7	83,024
5	16	Mario Haugas	R	EST	Aix Racing	Intrepid / Rotax 125 / Mojo	36.992	0.385	0.135	12	4	82,721
6	3	Mihkel Maltna		EST	Aix Racing	CRG / Rotax 125 / Mojo	37.031	0.424	0.039	10	9	82,633
7	34	Conrad Hildebrand	R	SWE	R24 Motorsport	Tony Kart / Rotax 125 / Mojo	37.533	0.926	0.502	13	10	81,528
<b>Rotax Masters</b>												
1	88	Bruno Paabort	R	EST	Talvar Racing	Energy / Rotax 125 / Mojo	37.075			12	4	82,535
2	64	Eke Nurm		EST	AGS Racing	Maddox / Rotax 125 / Mojo	37.205	0.130	0.130	13	9	82,247
3	619	Vitalijus Gudzenko		LTU	RKV Racing	Maranello / Rotax 125 / Mojo	37.785	0.710	0.580	14	10	80,985
4	67	Argo Tamm		EST	Max Racing	CRG / Rotax 125 / Mojo	37.896	0.821	0.111	9	5	80,747
5	60	Priit Sei		EST	Talvar Racing	Intrepid / Rotax 125 / Mojo	37.968	0.893	0.072	13	12	80,594
6	55	Heigo Hummel	R	EST	R24 Motorsport	Tony Kart / Rotax 125 / Mojo	39.585	2.510	1.617	12	5	77,302

RAHA 24 Eesti MV III etapp kardisportis

Rotax Max DD2; Rotax Max DD2 Masters; KZ2

Kuningamäe karting circuit 0,850 Km

Rotax Max DD2; Rotax Max DD2 Masters; KZ2 - practice 3 - 8 minutes

17.06.2011 11:50

Practice started at 11:50:07

Lap	Lap Tm	Diff	Time of Day
<b>(2) Mario Vendla</b>			
1	36.916	+0.309	11:51:11.658
2	37.057	+0.450	11:51:48.715
3	36.776	+0.169	11:52:25.491
4	<b>36.607</b>		11:53:02.098
5	36.998	+0.391	11:53:39.096
6	37.295	+0.688	11:54:16.391
7	37.184	+0.577	11:54:53.575
8	36.819	+0.212	11:55:30.394
9	36.883	+0.276	11:56:07.277
10	36.840	+0.233	11:56:44.117
11	36.767	+0.160	11:57:20.884
12	37.186	+0.579	11:57:58.070
13	36.987	+0.380	11:58:35.057

Lap	Lap Tm	Diff	Time of Day
<b>(12) Anton Zaytsev</b>			
1	37.109	+0.412	11:51:01.278
2	36.795	+0.098	11:51:38.073
3	37.712	+1.015	11:52:15.785
4	<b>36.697</b>		11:52:52.482
5	37.169	+0.472	11:53:29.651
6	37.454	+0.757	11:54:07.105
7	37.098	+0.401	11:54:44.203
8	36.948	+0.251	11:55:21.151
9	36.828	+0.131	11:55:57.979
10	37.408	+0.711	11:56:35.387
11	37.003	+0.306	11:57:12.390
12	36.950	+0.253	11:57:49.340
13	37.399	+0.702	11:58:26.739

Lap	Lap Tm	Diff	Time of Day
<b>(14) Antti Rammo</b>			
1	37.356	+0.615	11:50:51.344
2	37.698	+0.957	11:51:29.042
3	37.105	+0.364	11:52:06.147
4	36.984	+0.243	11:52:43.131
5	1:24.989	+48.248	11:54:08.120
6	36.933	+0.192	11:54:45.053
7	37.298	+0.557	11:55:22.351
8	36.931	+0.190	11:55:59.282
9	36.907	+0.166	11:56:36.189
10	<b>36.741</b>		11:57:12.930
11	36.780	+0.039	11:57:49.710
12	37.157	+0.416	11:58:26.867

Lap	Lap Tm	Diff	Time of Day
<b>(11) Tõnis Liigmann</b>			
1	37.356	+0.499	11:50:52.235
2	38.326	+1.469	11:51:30.561
3	37.007	+0.150	11:52:07.568
4	37.028	+0.171	11:52:44.596
5	36.882	+0.025	11:53:21.478
6	36.980	+0.123	11:53:58.458
7	<b>36.857</b>		11:54:35.315
8	43.797	+6.940	11:55:19.112
9	36.964	+0.107	11:55:56.076
10	36.959	+0.102	11:56:33.035
11	1:35.832	+58.975	11:58:08.867
12	37.099	+0.242	11:58:45.966

Lap	Lap Tm	Diff	Time of Day
<b>(16) Mario Haugas</b>			
1	37.432	+0.440	11:50:58.903
2	37.183	+0.191	11:51:36.086
3	37.318	+0.326	11:52:13.404
4	<b>36.992</b>		11:52:50.396
5	37.054	+0.062	11:53:27.450
6	37.036	+0.044	11:54:04.486

Lap	Lap Tm	Diff	Time of Day
7	37.046	+0.054	11:54:41.532
8	37.200	+0.208	11:55:18.732
9	37.420	+0.428	11:55:56.152
10	37.389	+0.397	11:56:33.541
11	<b>36.992</b>		11:57:10.533
12	37.121	+0.129	11:57:47.654

Lap	Lap Tm	Diff	Time of Day
<b>(3) Mihkel Maltna</b>			
1	37.609	+0.578	11:52:07.636
2	37.501	+0.470	11:52:45.137
3	37.166	+0.135	11:53:22.303
4	37.101	+0.070	11:53:59.404
5	37.142	+0.111	11:54:36.546
6	37.384	+0.353	11:55:13.930
7	37.607	+0.576	11:55:51.537
8	37.149	+0.118	11:56:28.686
9	<b>37.031</b>		11:57:05.717
10	42.216	+5.185	11:57:47.933

Lap	Lap Tm	Diff	Time of Day
<b>(88) Bruno Paabort</b>			
1	37.637	+0.562	11:50:53.947
2	37.530	+0.455	11:51:31.477
3	37.368	+0.293	11:52:08.845
4	<b>37.075</b>		11:52:45.920
5	37.357	+0.282	11:53:23.277
6	37.498	+0.423	11:54:00.775
7	37.264	+0.189	11:54:38.039
8	37.643	+0.568	11:55:15.682
9	37.393	+0.318	11:55:53.075
10	37.234	+0.159	11:56:30.309
11	37.106	+0.031	11:57:07.415
12	38.039	+0.964	11:57:45.454

Lap	Lap Tm	Diff	Time of Day
<b>(64) Eke Nurm</b>			
1	37.445	+0.240	11:50:59.552
2	37.303	+0.098	11:51:36.855
3	37.462	+0.257	11:52:14.317
4	37.252	+0.047	11:52:51.569
5	37.821	+0.616	11:53:29.390
6	40.004	+2.799	11:54:09.394
7	37.362	+0.157	11:54:46.756
8	37.397	+0.192	11:55:24.153
9	<b>37.205</b>		11:56:01.358
10	37.383	+0.178	11:56:38.741
11	37.498	+0.293	11:57:16.239
12	37.269	+0.064	11:57:53.508
13	38.774	+1.569	11:58:32.282

Lap	Lap Tm	Diff	Time of Day
<b>(34) Conrad Hildebrand</b>			
1	38.077	+0.544	11:50:56.197
2	37.825	+0.292	11:51:34.022
3	37.579	+0.046	11:52:11.601
4	39.528	+1.995	11:52:51.129
5	37.884	+0.351	11:53:29.013
6	37.696	+0.163	11:54:06.709
7	37.978	+0.445	11:54:44.687
8	37.589	+0.056	11:55:22.276
9	37.673	+0.140	11:55:59.949
10	<b>37.533</b>		11:56:37.482
11	38.166	+0.633	11:57:15.648
12	37.673	+0.140	11:57:53.321
13	38.658	+1.125	11:58:31.979

Lap	Lap Tm	Diff	Time of Day
<b>(619) Vitalijus Gudzenko</b>			
1	38.433	+0.648	11:51:05.068
2	38.238	+0.453	11:51:43.306

Lap	Lap Tm	Diff	Time of Day
3	38.401	+0.616	11:52:21.707
4	38.003	+0.218	11:52:59.710
5	38.127	+0.342	11:53:37.837
6	38.845	+1.060	11:54:16.682
7	38.420	+0.635	11:54:55.102
8	38.659	+0.874	11:55:33.761
9	37.911	+0.126	11:56:11.672
10	<b>37.785</b>		11:56:49.457
11	38.222	+0.437	11:57:27.679
12	37.938	+0.153	11:58:05.617
13	37.838	+0.053	11:58:43.455
14	42.161	+4.376	11:59:25.616

Lap	Lap Tm	Diff	Time of Day
<b>(67) Argo Tamm</b>			
1	39.017	+1.121	11:51:15.945
2	38.577	+0.681	11:51:54.522
3	38.535	+0.639	11:52:33.057
4	38.615	+0.719	11:53:11.672
5	<b>37.896</b>		11:53:49.568
6	37.904	+0.008	11:54:27.472
7	38.381	+0.485	11:55:05.853
8	37.921	+0.025	11:55:43.774
9	38.679	+0.783	11:56:22.453

Lap	Lap Tm	Diff	Time of Day
<b>(60) Prit Sei</b>			
1	39.762	+1.794	11:50:57.087
2	38.343	+0.375	11:51:35.430
3	40.869	+2.901	11:52:16.299
4	38.091	+0.123	11:52:54.390
5	38.040	+0.072	11:53:32.430
6	39.123	+1.155	11:54:11.553
7	38.543	+0.575	11:54:50.096
8	38.089	+0.121	11:55:28.185
9	39.010	+1.042	11:56:07.195
10	38.197	+0.229	11:56:45.392
11	38.197	+0.229	11:57:23.589
12	<b>37.968</b>		11:58:01.557
13	38.637	+0.669	11:58:40.194

Lap	Lap Tm	Diff	Time of Day
<b>(55) Heigo Hummel</b>			
1	40.364	+0.779	11:51:08.712
2	41.675	+2.090	11:51:50.387
3	41.709	+2.124	11:52:32.096
4	41.562	+1.977	11:53:13.658
5	<b>39.585</b>		11:53:53.243
6	39.993	+0.408	11:54:33.236
7	39.889	+0.304	11:55:13.125
8	42.022	+2.437	11:55:55.147
9	41.692	+2.107	11:56:36.839
10	40.981	+1.396	11:57:17.820
11	40.905	+1.320	11:57:58.725
12	41.907	+2.322	11:58:40.632

RAHA 24 Eesti MV III etapp kardisportis

Sorted on Best Lap time

Rotax Max DD2; Rotax Max DD2 Masters; KZ2

Kuningamäe karting circuit 0,850 Km

Rotax Max DD2; Rotax Max DD2 Masters; KZ2 - practice 4 - 8 minutes

17.06.2011 12:50

Practice started at 12:50:12

Pos	No.	Name	R	Nat	Entrant/Race Team	Make	Best Tm	Diff	Gap	Laps	In Lap	Best Speed
Rotax DD2												
1	2	Mario Vendla		EST	Kartdagö	Birel / Rotax 125 / Mojo	36.482			12	7	83,877
2	11	Tõnis Liigmann		EST	Max Racing	CRG / Rotax 125 / Mojo	36.554	0.072	0.072	12	11	83,712
3	621	Georg Vann		EST	R24 Motorsport	CRG / Rotax 125 / Mojo	36.602	0.120	0.048	12	4	83,602
4	16	Mario Haugas	R	EST	Aix Racing	Intrepid / Rotax 125 / Mojo	36.713	0.231	0.111	12	2	83,349
5	3	Mihkel Maltna		EST	Aix Racing	CRG / Rotax 125 / Mojo	36.769	0.287	0.056	11	9	83,222
6	14	Antti Rammo		EST	Vihur Team	Energy / Rotax 125 / Mojo	36.779	0.297	0.010	13	10	83,200
7	12	Anton Zaytsev		UKR	Max Racing	CRG / Rotax 125 / Mojo	36.945	0.463	0.166	12	3	82,826
8	46	Kenneth Hildebrand		SWE	AGS Racing	Zanardi / Rotax 125 / Mojo	36.982	0.500	0.037	12	5	82,743
9	34	Conrad Hildebrand	R	SWE	R24 Motorsport	Tony Kart / Rotax 125 / Mojo	37.368	0.886	0.386	13	11	81,888
10	7	Ott Krigul		EST	R24 Motorsport	Energy / Rotax 125 / Mojo	37.629	1.147	0.261	7	2	81,320

Rotax Masters

1	64	Eke Nurm		EST	AGS Racing	Maddox / Rotax 125 / Mojo	37.009			12	8	82,683
2	88	Bruno Paabort	R	EST	Talvar Racing	Energy / Rotax 125 / Mojo	37.045	0.036	0.036	12	7	82,602
3	67	Argo Tamm		EST	Max Racing	CRG / Rotax 125 / Mojo	37.675	0.666	0.630	11	2	81,221
4	619	Vitalijus Gudzenko		LTU	RKV Racing	Maranello / Rotax 125 / Mojo	38.001	0.992	0.326	11	2	80,524
5	55	Heigo Hummel	R	EST	R24 Motorsport	Tony Kart / Rotax 125 / Mojo	39.654	2.645	1.653	11	5	77,167
6	60	Priit Sei		EST	Talvar Racing	Intrepid / Rotax 125 / Mojo	1:39.112	:02.103	59.458	1	1	30,874

**RAHA 24 Eesti MV III etapp kardisportis**

Rotax Max DD2; Rotax Max DD2 Masters; KZ2

Kuningamäe karting circuit 0,850 Km

Rotax Max DD2; Rotax Max DD2 Masters; KZ2 - practice 4 - 8 minutes

17.06.2011 12:50

Practice started at 12:50:12

Lap	Lap Tm	Diff	Time of Day
<b>(2) Mario Vendla</b>			
1	37.281	+0.799	12:51:05.591
2	36.741	+0.259	12:51:42.332
3	37.910	+1.428	12:52:20.242
4	37.422	+0.940	12:52:57.664
5	36.552	+0.070	12:53:34.216
6	36.571	+0.089	12:54:10.787
7	<b>36.482</b>		12:54:47.269
8	36.617	+0.135	12:55:23.886
9	36.868	+0.386	12:56:00.754
10	37.453	+0.971	12:56:38.207
11	36.655	+0.173	12:57:14.862
12	37.442	+0.960	12:57:52.304

Lap	Lap Tm	Diff	Time of Day
<b>(11) Tõnis Liigmann</b>			
1	36.907	+0.353	12:51:00.074
2	36.595	+0.041	12:51:36.669
3	37.658	+1.104	12:52:14.327
4	44.679	+8.125	12:52:59.006
5	37.270	+0.716	12:53:36.276
6	36.861	+0.307	12:54:13.137
7	39.345	+2.791	12:54:52.482
8	36.925	+0.371	12:55:29.407
9	39.939	+3.385	12:56:09.346
10	36.644	+0.090	12:56:45.990
11	<b>36.554</b>		12:57:22.544
12	37.210	+0.656	12:57:59.754

Lap	Lap Tm	Diff	Time of Day
<b>(621) Georg Vann</b>			
1	37.273	+0.671	12:51:18.624
2	36.854	+0.252	12:51:55.478
3	36.874	+0.272	12:52:32.352
4	<b>36.602</b>		12:53:08.954
5	36.734	+0.132	12:53:45.688
6	36.722	+0.120	12:54:22.410
7	36.821	+0.219	12:54:59.231
8	36.831	+0.229	12:55:36.062
9	36.836	+0.234	12:56:12.898
10	37.153	+0.551	12:56:50.051
11	38.110	+1.508	12:57:28.161
12	36.900	+0.298	12:58:05.061

Lap	Lap Tm	Diff	Time of Day
<b>(16) Mario Haugas</b>			
1	36.983	+0.270	12:51:07.168
2	<b>36.713</b>		12:51:43.881
3	37.105	+0.392	12:52:20.986
4	37.884	+1.171	12:52:58.870
5	37.211	+0.498	12:53:36.081
6	36.919	+0.206	12:54:13.000
7	37.632	+0.919	12:54:50.632
8	36.920	+0.207	12:55:27.552
9	36.928	+0.215	12:56:04.480
10	36.796	+0.083	12:56:41.276
11	37.195	+0.482	12:57:18.471
12	36.902	+0.189	12:57:55.373

Lap	Lap Tm	Diff	Time of Day
<b>(3) Mihkel Maltna</b>			
1	37.580	+0.811	12:51:08.552
2	37.173	+0.404	12:51:45.725
3	36.934	+0.165	12:52:22.659
4	37.180	+0.411	12:52:59.839
5	37.266	+0.497	12:53:37.105
6	36.843	+0.074	12:54:13.948
7	37.228	+0.459	12:54:51.176
8	36.823	+0.054	12:55:27.999

Lap	Lap Tm	Diff	Time of Day
9	<b>36.769</b>		12:56:04.768
10	37.050	+0.281	12:56:41.818
11	37.018	+0.249	12:57:18.836

Lap	Lap Tm	Diff	Time of Day
<b>(14) Antti Rammo</b>			
1	37.804	+1.025	12:50:55.847
2	36.952	+0.173	12:51:32.799
3	36.800	+0.021	12:52:09.599
4	36.929	+0.150	12:52:46.528
5	36.905	+0.126	12:53:23.433
6	36.809	+0.030	12:54:00.242
7	37.093	+0.314	12:54:37.335
8	36.883	+0.104	12:55:14.218
9	36.782	+0.003	12:55:51.000
10	<b>36.779</b>		12:56:27.779
11	37.033	+0.254	12:57:04.812
12	36.889	+0.110	12:57:41.701
13	36.940	+0.161	12:58:18.641

Lap	Lap Tm	Diff	Time of Day
<b>(12) Anton Zaytsev</b>			
1	38.469	+1.524	12:51:00.682
2	36.976	+0.031	12:51:37.658
3	<b>36.945</b>		12:52:14.603
4	37.274	+0.329	12:52:51.877
5	37.102	+0.157	12:53:28.979
6	37.141	+0.196	12:54:06.120
7	37.035	+0.090	12:54:43.155
8	37.203	+0.258	12:55:20.358
9	37.678	+0.733	12:55:58.036
10	37.824	+0.879	12:56:35.860
11	37.061	+0.116	12:57:12.921
12	37.118	+0.173	12:57:50.039

Lap	Lap Tm	Diff	Time of Day
<b>(46) Kenneth Hildebrand</b>			
1	38.086	+1.104	12:51:06.178
2	37.164	+0.182	12:51:43.342
3	37.261	+0.279	12:52:20.603
4	37.750	+0.768	12:52:58.353
5	<b>36.982</b>		12:53:35.335
6	38.239	+1.257	12:54:13.574
7	38.617	+1.635	12:54:52.191
8	37.331	+0.349	12:55:29.522
9	37.316	+0.334	12:56:06.838
10	41.460	+4.478	12:56:48.298
11	37.244	+0.262	12:57:25.542
12	37.302	+0.320	12:58:02.844

Lap	Lap Tm	Diff	Time of Day
<b>(64) Eke Nurm</b>			
1	38.042	+1.033	12:51:08.844
2	37.365	+0.356	12:51:46.209
3	37.230	+0.221	12:52:23.439
4	37.267	+0.258	12:53:00.706
5	37.355	+0.346	12:53:38.061
6	37.833	+0.824	12:54:15.894
7	37.250	+0.241	12:54:53.144
8	<b>37.009</b>		12:55:30.153
9	37.406	+0.397	12:56:07.559
10	37.299	+0.290	12:56:44.858
11	37.153	+0.144	12:57:22.011
12	38.455	+1.446	12:58:00.466

Lap	Lap Tm	Diff	Time of Day
<b>(88) Bruno Paabert</b>			
1	37.619	+0.574	12:50:57.878
2	37.513	+0.468	12:51:35.391
3	38.230	+1.185	12:52:13.621
4	37.369	+0.324	12:52:50.990

Lap	Lap Tm	Diff	Time of Day
5	37.266	+0.221	12:53:28.256
6	37.201	+0.156	12:54:05.457
7	<b>37.045</b>		12:54:42.502
8	37.360	+0.315	12:55:19.862
9	37.969	+0.924	12:55:57.831
10	37.062	+0.017	12:56:34.893
11	38.972	+1.927	12:57:13.865
12	37.222	+0.177	12:57:51.087

Lap	Lap Tm	Diff	Time of Day
<b>(34) Conrad Hildebrand</b>			
1	38.050	+0.682	12:50:57.669
2	37.567	+0.199	12:51:35.236
3	38.785	+1.417	12:52:14.021
4	37.559	+0.191	12:52:51.580
5	37.723	+0.355	12:53:29.303
6	37.450	+0.082	12:54:06.753
7	37.493	+0.125	12:54:44.246
8	37.454	+0.086	12:55:21.700
9	37.630	+0.262	12:55:59.330
10	37.778	+0.410	12:56:37.108
11	<b>37.368</b>		12:57:14.476
12	37.495	+0.127	12:57:51.971
13	39.157	+1.789	12:58:31.128

Lap	Lap Tm	Diff	Time of Day
<b>(7) Ott Krügel</b>			
1	38.246	+0.617	12:51:04.494
2	<b>37.629</b>		12:51:42.123
3	38.322	+0.693	12:52:20.445
4	39.217	+1.588	12:52:59.662
5	38.366	+0.737	12:53:38.028
6	38.783	+1.154	12:54:16.811
7	41.002	+3.373	12:54:57.813

Lap	Lap Tm	Diff	Time of Day
<b>(67) Argo Tamm</b>			
1	38.250	+0.575	12:51:11.374
2	<b>37.675</b>		12:51:49.049
3	37.743	+0.068	12:52:26.792
4	38.052	+0.377	12:53:04.844
5	37.784	+0.109	12:53:42.628
6	38.636	+0.961	12:54:21.264
7	37.897	+0.222	12:54:59.161
8	38.306	+0.631	12:55:37.467
9	37.975	+0.300	12:56:15.442
10	38.108	+0.433	12:56:53.550
11	38.255	+0.580	12:57:31.805

Lap	Lap Tm	Diff	Time of Day
<b>(619) Vitalijus Gudzenko</b>			
1	38.262	+0.261	12:51:02.983
2	<b>38.001</b>		12:51:40.984
3	38.333	+0.332	12:52:19.317
4	40.007	+2.006	12:52:59.324
5	40.184	+2.183	12:53:39.508
6	38.269	+0.268	12:54:17.777
7	38.545	+0.544	12:54:56.322
8	38.281	+0.280	12:55:34.603
9	38.030	+0.029	12:56:12.633
10	38.916	+0.915	12:56:51.549
11	39.244	+1.243	12:57:30.793

Lap	Lap Tm	Diff	Time of Day
<b>(55) Heigo Hummel</b>			
1	40.838	+1.184	12:51:14.742
2	41.725	+2.071	12:51:56.467
3	40.334	+0.680	12:52:36.801
4	39.956	+0.302	12:53:16.757
5	<b>39.654</b>		12:53:56.411
6	41.622	+1.968	12:54:38.033

Organizer: Saduküla KSP Posted at:

Officialised at:

Orbits

Clerk of the Course: Ants Reinumägi

Secretary of race: Ingrid Kiiver-Riisman

Official Timing: EAL Timing

Printed: 21.06.2011 13:49:26



**RAHA 24 Eesti MV III etapp kardispordis**


Rotax Max DD2; Rotax Max DD2 Masters; KZ2

Kuningamäe karting circuit 0,850 Km

Rotax Max DD2; Rotax Max DD2 Masters; KZ2 - practice 4 - 8 minutes

17.06.2011 12:50

Practice started at 12:50:12



Lap	Lap Tm	Diff	Time of Day
7	39.968	+0.314	12:55:18.001
8	41.013	+1.359	12:55:59.014
9	41.088	+1.434	12:56:40.102
10	41.275	+1.621	12:57:21.377
11	41.952	+2.298	12:58:03.329

(60) Priit Sei			
Lap	Lap Tm	Diff	Time of Day
1	<b>1:39.112</b>		12:52:21.455

Lap	Lap Tm	Diff	Time of Day
-----	--------	------	-------------

Lap	Lap Tm	Diff	Time of Day
-----	--------	------	-------------

**RAHA 24 Eesti MV III etapp kardisportis**

**Sorted on Best Lap time**

Rotax Max DD2; Rotax Max DD2 Masters; KZ2

Kuningamäe karting circuit 0,850 Km

Rotax Max DD2; Rotax Max DD2 Masters; KZ2 - practice 5 - 8 minutes

17.06.2011 13:50

Practice started at 13:50:05

Pos	No.	Name	R	Nat	Entrant/Race Team	Make	Best Tm	Diff	Gap	Laps	In Lap	Best Speed
<b>Rotax DD2</b>												
1	3	Mihkel Maltna		EST	Aix Racing	CRG / Rotax 125 / Mojo	36.443			6	2	83,967
2	11	Tõnis Liigmann		EST	Max Racing	CRG / Rotax 125 / Mojo	36.529	0.086	0.086	2	2	83,769
3	2	Mario Vendla		EST	Kartdagö	Birel / Rotax 125 / Mojo	36.541	0.098	0.012	13	4	83,742
4	14	Antti Rammo		EST	Vihur Team	Energy / Rotax 125 / Mojo	36.560	0.117	0.019	14	6	83,698
5	46	Kenneth Hildebrand		SWE	AGS Racing	Zanardi / Rotax 125 / Mojo	36.727	0.284	0.167	13	9	83,317
6	16	Mario Haugas	R	EST	Aix Racing	Intrepid / Rotax 125 / Mojo	36.801	0.358	0.074	14	6	83,150
7	12	Anton Zaytsev		UKR	Max Racing	CRG / Rotax 125 / Mojo	36.842	0.399	0.041	14	6	83,057
8	34	Conrad Hildebrand	R	SWE	R24 Motorsport	Tony Kart / Rotax 125 / Mojo	37.474	1.031	0.632	13	6	81,657
9	7	Ott Krigul		EST	R24 Motorsport	Energy / Rotax 125 / Mojo	41.810	5.367	4.336	1	1	73,188

**Rotax Masters**

1	64	Eke Nurm		EST	AGS Racing	Maddox / Rotax 125 / Mojo	37.241			13	4	82,168
2	88	Bruno Paabort	R	EST	Talvar Racing	Energy / Rotax 125 / Mojo	37.254	0.013	0.013	13	7	82,139
3	67	Argo Tamm		EST	Max Racing	CRG / Rotax 125 / Mojo	37.750	0.509	0.496	9	3	81,060
4	619	Vitalijus Gudzenko		LTU	RKV Racing	Maranello / Rotax 125 / Mojo	37.822	0.581	0.072	13	5	80,905
5	60	Priit Sei		EST	Talvar Racing	Intrepid / Rotax 125 / Mojo	38.571	1.330	0.749	12	9	79,334
6	55	Heigo Hummel	R	EST	R24 Motorsport	Tony Kart / Rotax 125 / Mojo	39.826	2.585	1.255	12	4	76,834

RAHA 24 Eesti MV III etapp kardispordis

Rotax Max DD2; Rotax Max DD2 Masters; KZ2

Kuningamäe karting circuit 0,850 Km

Rotax Max DD2; Rotax Max DD2 Masters; KZ2 - practice 5 - 8 minutes

17.06.2011 13:50

Practice started at 13:50:05

Lap	Lap Tm	Diff	Time of Day
<b>(3) Mihkel Maltna</b>			
1	36.867	+0.424	13:50:48.745
2	<b>36.443</b>		13:51:25.188
3	36.542	+0.099	13:52:01.730
4	36.885	+0.442	13:52:38.615
5	36.525	+0.082	13:53:15.140
6	36.735	+0.292	13:53:51.875

Lap	Lap Tm	Diff	Time of Day
<b>(11) Tõnis Liigmann</b>			
1	37.592	+1.063	13:51:01.329
2	<b>36.529</b>		13:51:37.858

Lap	Lap Tm	Diff	Time of Day
<b>(2) Mario Vendla</b>			
1	37.552	+1.011	13:51:01.639
2	36.727	+0.186	13:51:38.366
3	37.016	+0.475	13:52:15.382
4	<b>36.541</b>		13:52:51.923
5	37.154	+0.613	13:53:29.077
6	37.079	+0.538	13:54:06.156
7	36.587	+0.046	13:54:42.743
8	36.720	+0.179	13:55:19.463
9	36.788	+0.247	13:55:56.251
10	37.389	+0.848	13:56:33.640
11	37.252	+0.711	13:57:10.892
12	36.618	+0.077	13:57:47.510
13	36.858	+0.317	13:58:24.368

Lap	Lap Tm	Diff	Time of Day
<b>(14) Antti Rammo</b>			
1	37.324	+0.764	13:50:49.854
2	36.769	+0.209	13:51:26.623
3	36.597	+0.037	13:52:03.220
4	36.674	+0.114	13:52:39.894
5	36.814	+0.254	13:53:16.708
6	<b>36.560</b>		13:53:53.268
7	36.757	+0.197	13:54:30.025
8	37.550	+0.990	13:55:07.575
9	36.799	+0.239	13:55:44.374
10	36.804	+0.244	13:56:21.178
11	36.763	+0.203	13:56:57.941
12	36.805	+0.245	13:57:34.746
13	37.371	+0.811	13:58:12.117
14	38.542	+1.982	13:58:50.659

Lap	Lap Tm	Diff	Time of Day
<b>(46) Kenneth Hildebrand</b>			
1	37.117	+0.390	13:51:10.192
2	37.116	+0.389	13:51:47.308
3	36.906	+0.179	13:52:24.214
4	36.894	+0.167	13:53:01.108
5	36.902	+0.175	13:53:38.010
6	36.833	+0.106	13:54:14.843
7	37.063	+0.336	13:54:51.906
8	36.957	+0.230	13:55:28.863
9	<b>36.727</b>		13:56:05.590
10	37.025	+0.298	13:56:42.615
11	37.692	+0.965	13:57:20.307
12	37.015	+0.288	13:57:57.322
13	37.353	+0.626	13:58:34.675

Lap	Lap Tm	Diff	Time of Day
<b>(16) Mario Haugas</b>			
1	36.954	+0.153	13:50:54.998
2	36.834	+0.033	13:51:31.832
3	37.105	+0.304	13:52:08.937
4	37.085	+0.284	13:52:46.022
5	37.009	+0.208	13:53:23.031
6	<b>36.801</b>		13:53:59.832

Lap	Lap Tm	Diff	Time of Day
7	36.902	+0.101	13:54:36.734
8	36.961	+0.160	13:55:13.695
9	37.292	+0.491	13:55:50.987
10	38.454	+1.653	13:56:29.441
11	36.891	+0.090	13:57:06.332
12	36.987	+0.186	13:57:43.319
13	36.951	+0.150	13:58:20.270
14	37.950	+1.149	13:58:58.220

Lap	Lap Tm	Diff	Time of Day
<b>(12) Anton Zaytsev</b>			
1	37.652	+0.810	13:50:52.231
2	37.334	+0.492	13:51:29.565
3	37.035	+0.193	13:52:06.600
4	39.162	+2.320	13:52:45.762
5	37.828	+0.986	13:53:23.590
6	<b>36.842</b>		13:54:00.432
7	37.016	+0.174	13:54:37.448
8	37.091	+0.249	13:55:14.539
9	38.160	+1.318	13:55:52.699
10	38.122	+1.280	13:56:30.821
11	37.047	+0.205	13:57:07.868
12	36.998	+0.156	13:57:44.866
13	37.201	+0.359	13:58:22.067
14	37.933	+1.091	13:59:00.000

Lap	Lap Tm	Diff	Time of Day
<b>(64) Eke Nurm</b>			
1	37.664	+0.423	13:50:53.835
2	38.650	+1.409	13:51:32.485
3	37.294	+0.053	13:52:09.779
4	<b>37.241</b>		13:52:47.020
5	39.797	+2.556	13:53:26.817
6	37.341	+0.100	13:54:04.158
7	37.762	+0.521	13:54:41.920
8	37.730	+0.489	13:55:19.650
9	37.628	+0.387	13:55:57.278
10	37.283	+0.042	13:56:34.561
11	37.590	+0.349	13:57:12.151
12	37.473	+0.232	13:57:49.624
13	37.938	+0.697	13:58:27.562

Lap	Lap Tm	Diff	Time of Day
<b>(88) Bruno Paabort</b>			
1	37.449	+0.195	13:50:50.528
2	37.358	+0.104	13:51:27.886
3	37.733	+0.479	13:52:05.619
4	50.593	+13.339	13:52:56.212
5	37.562	+0.308	13:53:33.774
6	37.334	+0.080	13:54:11.108
7	<b>37.254</b>		13:54:48.362
8	38.206	+0.952	13:55:26.568
9	37.601	+0.347	13:56:04.169
10	37.669	+0.415	13:56:41.838
11	38.289	+1.035	13:57:20.127
12	37.851	+0.597	13:57:57.978
13	37.845	+0.591	13:58:35.823

Lap	Lap Tm	Diff	Time of Day
<b>(34) Conrad Hildebrand</b>			
1	39.100	+1.626	13:50:53.528
2	37.630	+0.156	13:51:31.158
3	37.829	+0.355	13:52:08.987
4	37.828	+0.354	13:52:46.815
5	37.586	+0.112	13:53:24.401
6	<b>37.474</b>		13:54:01.875
7	37.576	+0.102	13:54:39.451
8	37.576	+0.102	13:55:17.027
9	38.514	+1.040	13:55:55.541
10	38.882	+1.408	13:56:34.423

Lap	Lap Tm	Diff	Time of Day
11	38.368	+0.894	13:57:12.791
12	37.485	+0.011	13:57:50.276
13	37.869	+0.395	13:58:28.145

Lap	Lap Tm	Diff	Time of Day
<b>(67) Argo Tamm</b>			
1	38.274	+0.524	13:50:57.886
2	37.779	+0.029	13:51:35.665
3	<b>37.750</b>		13:52:13.415
4	37.773	+0.023	13:52:51.188
5	38.741	+0.991	13:53:29.929
6	37.776	+0.026	13:54:07.705
7	38.307	+0.557	13:54:46.012
8	39.260	+1.510	13:55:25.272
9	38.043	+0.293	13:56:03.315

Lap	Lap Tm	Diff	Time of Day
<b>(619) Vitalijus Gudzenko</b>			
1	38.948	+1.126	13:51:04.295
2	43.505	+5.683	13:51:47.800
3	37.932	+0.110	13:52:25.732
4	38.352	+0.530	13:53:04.084
5	<b>37.822</b>		13:53:41.906
6	38.691	+0.869	13:54:20.597
7	38.388	+0.566	13:54:58.985
8	38.414	+0.592	13:55:37.399
9	38.062	+0.240	13:56:15.461
10	39.073	+1.251	13:56:54.534
11	38.491	+0.669	13:57:33.025
12	39.605	+1.783	13:58:12.630
13	45.602	+7.780	13:58:58.232

Lap	Lap Tm	Diff	Time of Day
<b>(60) Priit Sei</b>			
1	41.277	+2.706	13:51:17.592
2	40.190	+1.619	13:51:57.782
3	42.595	+4.024	13:52:40.377
4	44.813	+6.242	13:53:25.190
5	41.211	+2.640	13:54:06.401
6	39.298	+0.727	13:54:45.699
7	40.798	+2.227	13:55:26.497
8	38.606	+0.035	13:56:05.103
9	<b>38.571</b>		13:56:43.674
10	41.281	+2.710	13:57:24.955
11	38.866	+0.295	13:58:03.821
12	38.595	+0.024	13:58:42.416

Lap	Lap Tm	Diff	Time of Day
<b>(55) Heigo Hummel</b>			
1	40.764	+0.938	13:51:09.549
2	40.382	+0.556	13:51:49.931
3	40.197	+0.371	13:52:30.128
4	<b>39.826</b>		13:53:09.954
5	39.917	+0.091	13:53:49.871
6	40.387	+0.561	13:54:30.258
7	40.543	+0.717	13:55:10.801
8	39.984	+0.158	13:55:50.785
9	41.462	+1.636	13:56:32.247
10	42.068	+2.242	13:57:14.315
11	39.916	+0.090	13:57:54.231
12	41.086	+1.260	13:58:35.317

Lap	Lap Tm	Diff	Time of Day
<b>(7) Ott Krigul</b>			
1	<b>41.810</b>		13:51:03.883

Organizer: Saduküla KSP Posted at:

Officialised at:

Orbits

Clerk of the Course: Ants Reinumägi

Secretary of race: Ingrid Kiiver-Riisman

Official Timing: EAL Timing

Printed: 21.06.2011 13:49:39

**RAHA 24 Eesti MV III etapp kardispordis**

**Sorted on Best Lap time**

Rotax Max DD2; Rotax Max DD2 Masters; KZ2

Kuningamäe karting circuit 0,850 Km

Rotax Max DD2; Rotax Max DD2 Masters; KZ2 - practice 6 - 8 minutes

17.06.2011 14:50

Practice started at 14:50:19

Pos	No.	Name	R	Nat	Entrant/Race Team	Make	Best Tm	Diff	Gap	Laps	In Lap	Best Speed
<b>Rotax DD2</b>												
1	14	Antti Rammo		EST	Vihur Team	Energy / Rotax 125 / Mojo	36.524			14	11	83,781
2	3	Mihkel Maltna		EST	Aix Racing	CRG / Rotax 125 / Mojo	36.546	0.022	0.022	5	4	83,730
3	2	Mario Vendla		EST	Kartdagö	Birel / Rotax 125 / Mojo	36.550	0.026	0.004	12	5	83,721
4	621	Georg Vann		EST	R24 Motorsport	CRG / Rotax 125 / Mojo	36.626	0.102	0.076	10	7	83,547
5	11	Tõnis Liigmann		EST	Max Racing	CRG / Rotax 125 / Mojo	36.637	0.113	0.011	10	3	83,522
6	46	Kenneth Hildebrand		SWE	AGS Racing	Zanardi / Rotax 125 / Mojo	36.745	0.221	0.108	13	8	83,277
7	16	Mario Haugas	R	EST	Aix Racing	Intrepid / Rotax 125 / Mojo	36.836	0.312	0.091	12	12	83,071
8	12	Anton Zaytsev		UKR	Max Racing	CRG / Rotax 125 / Mojo	37.016	0.492	0.180	6	3	82,667
9	7	Ott Krigul		EST	R24 Motorsport	Energy / Rotax 125 / Mojo	37.356	0.832	0.340	12	8	81,915
10	34	Conrad Hildebrand	R	SWE	R24 Motorsport	Tony Kart / Rotax 125 / Mojo	37.437	0.913	0.081	12	10	81,737

**Rotax Masters**

1	64	Eke Nurm		EST	AGS Racing	Maddox / Rotax 125 / Mojo	37.043			12	5	82,607
2	88	Bruno Paabort	R	EST	Talvar Racing	Energy / Rotax 125 / Mojo	37.204	0.161	0.161	12	2	82,249
3	67	Argo Tamm		EST	Max Racing	CRG / Rotax 125 / Mojo	37.474	0.431	0.270	7	4	81,657
4	60	Priit Sei		EST	Talvar Racing	Intrepid / Rotax 125 / Mojo	37.498	0.455	0.024	13	2	81,604
5	619	Vitalijus Gudzenko		LTU	RKV Racing	Maranello / Rotax 125 / Mojo	37.925	0.882	0.427	12	2	80,686
6	55	Heigo Hummel	R	EST	R24 Motorsport	Tony Kart / Rotax 125 / Mojo	38.990	1.947	1.065	12	8	78,482

# RAHA 24 Eesti MV III etapp kardisportis

Rotax Max DD2; Rotax Max DD2 Masters; KZ2

Kuningamäe karting circuit 0,850 Km

Rotax Max DD2; Rotax Max DD2 Masters; KZ2 - practice 6 - 8 minutes

17.06.2011 14:50

Practice started at 14:50:19

Lap	Lap Tm	Diff	Time of Day
<b>(14) Antti Rammo</b>			
1	36.954	+0.430	14:51:01.416
2	36.644	+0.120	14:51:38.060
3	36.990	+0.466	14:52:15.050
4	36.662	+0.138	14:52:51.712
5	36.639	+0.115	14:53:28.351
6	36.675	+0.151	14:54:05.026
7	37.043	+0.519	14:54:42.069
8	36.881	+0.357	14:55:18.950
9	36.711	+0.187	14:55:55.661
10	36.671	+0.147	14:56:32.332
11	<b>36.524</b>		14:57:08.856
12	36.546	+0.022	14:57:45.402
13	38.280	+1.756	14:58:23.682
14	36.724	+0.200	14:59:00.406

Lap	Lap Tm	Diff	Time of Day
<b>(3) Mihkel Maltna</b>			
1	36.879	+0.333	14:51:17.900
2	36.735	+0.189	14:51:54.635
3	36.658	+0.112	14:52:31.293
4	<b>36.546</b>		14:53:07.839
5	37.064	+0.518	14:53:44.903

Lap	Lap Tm	Diff	Time of Day
<b>(2) Mario Vendla</b>			
1	36.902	+0.352	14:51:08.863
2	36.800	+0.250	14:51:45.663
3	36.679	+0.129	14:52:22.342
4	37.081	+0.531	14:52:59.423
5	<b>36.550</b>		14:53:35.973
6	37.975	+1.425	14:54:13.948
7	36.582	+0.032	14:54:50.530
8	36.630	+0.080	14:55:27.160
9	36.617	+0.067	14:56:03.777
10	37.088	+0.538	14:56:40.865
11	37.044	+0.494	14:57:17.909
12	36.714	+0.164	14:57:54.623

Lap	Lap Tm	Diff	Time of Day
<b>(621) Georg Vann</b>			
1	36.909	+0.283	14:52:30.884
2	36.698	+0.072	14:53:07.582
3	36.895	+0.269	14:53:44.477
4	37.097	+0.471	14:54:21.574
5	37.684	+1.058	14:54:59.258
6	36.873	+0.247	14:55:36.131
7	<b>36.626</b>		14:56:12.757
8	36.867	+0.241	14:56:49.624
9	36.720	+0.094	14:57:26.344
10	37.141	+0.515	14:58:03.485

Lap	Lap Tm	Diff	Time of Day
<b>(11) Tõnis Liigmann</b>			
1	36.911	+0.274	14:51:05.905
2	36.672	+0.035	14:51:42.577
3	<b>36.637</b>		14:52:19.214
4	36.794	+0.157	14:52:56.008
5	36.840	+0.203	14:53:32.848
6	36.704	+0.067	14:54:09.552
7	36.726	+0.089	14:54:46.278
8	36.871	+0.234	14:55:23.149
9	2:40.229	+2:03.592	14:58:03.378
10	37.182	+0.545	14:58:40.560

Lap	Lap Tm	Diff	Time of Day
<b>(46) Kenneth Hildebrand</b>			
1	37.020	+0.275	14:51:03.884
2	36.906	+0.161	14:51:40.790
3	36.984	+0.239	14:52:17.774

Lap	Lap Tm	Diff	Time of Day
4	36.852	+0.107	14:52:54.626
5	37.057	+0.312	14:53:31.683
6	45.573	+8.828	14:54:17.256
7	36.806	+0.061	14:54:54.062
8	<b>36.745</b>		14:55:30.807
9	36.756	+0.011	14:56:07.563
10	38.748	+2.003	14:56:46.311
11	36.747	+0.002	14:57:23.058
12	38.355	+1.610	14:58:01.413
13	37.089	+0.344	14:58:38.502

Lap	Lap Tm	Diff	Time of Day
<b>(16) Mario Haugas</b>			
1	37.042	+0.206	14:51:07.094
2	37.216	+0.380	14:51:44.310
3	36.881	+0.045	14:52:21.191
4	37.053	+0.217	14:52:58.244
5	37.338	+0.502	14:53:35.582
6	37.188	+0.352	14:54:12.770
7	37.034	+0.198	14:54:49.804
8	37.239	+0.403	14:55:27.043
9	37.202	+0.366	14:56:04.245
10	36.979	+0.143	14:56:41.224
11	37.162	+0.326	14:57:18.386
12	<b>36.836</b>		14:57:55.222

Lap	Lap Tm	Diff	Time of Day
<b>(12) Anton Zaytsev</b>			
1	37.080	+0.064	14:51:06.517
2	37.069	+0.053	14:51:43.586
3	<b>37.016</b>		14:52:20.602
4	37.518	+0.502	14:52:58.120
5	37.659	+0.643	14:53:35.779
6	37.833	+0.817	14:54:13.612

Lap	Lap Tm	Diff	Time of Day
<b>(64) Eke Nurm</b>			
1	39.075	+2.032	14:51:07.596
2	37.292	+0.249	14:51:44.888
3	37.296	+0.253	14:52:22.184
4	37.628	+0.585	14:52:59.812
5	<b>37.043</b>		14:53:36.855
6	37.546	+0.503	14:54:14.401
7	38.267	+1.224	14:54:52.668
8	37.261	+0.218	14:55:29.929
9	37.482	+0.439	14:56:07.411
10	37.396	+0.353	14:56:44.807
11	37.383	+0.340	14:57:22.190
12	39.757	+2.714	14:58:01.947

Lap	Lap Tm	Diff	Time of Day
<b>(88) Bruno Paabort</b>			
1	37.561	+0.357	14:51:03.392
2	<b>37.204</b>		14:51:40.596
3	37.989	+0.785	14:52:18.585
4	37.269	+0.065	14:52:55.854
5	37.770	+0.566	14:53:33.624
6	37.285	+0.081	14:54:10.909
7	37.703	+0.499	14:54:48.612
8	37.306	+0.102	14:55:25.918
9	37.298	+0.094	14:56:03.216
10	37.867	+0.663	14:56:41.083
11	38.523	+1.319	14:57:19.606
12	37.380	+0.176	14:57:56.986

Lap	Lap Tm	Diff	Time of Day
<b>(7) Ott Krigul</b>			
1	37.736	+0.380	14:51:10.571
2	38.070	+0.714	14:51:48.641
3	37.457	+0.101	14:52:26.098
4	37.800	+0.444	14:53:03.898

Lap	Lap Tm	Diff	Time of Day
5	37.580	+0.224	14:53:41.478
6	37.588	+0.232	14:54:19.066
7	38.506	+1.150	14:54:57.572
8	<b>37.356</b>		14:55:34.928
9	37.515	+0.159	14:56:12.443
10	37.984	+0.628	14:56:50.427
11	37.701	+0.345	14:57:28.128
12	38.082	+0.726	14:58:06.210

Lap	Lap Tm	Diff	Time of Day
<b>(34) Conrad Hildebrand</b>			
1	38.231	+0.794	14:51:05.001
2	37.494	+0.057	14:51:42.495
3	37.715	+0.278	14:52:20.210
4	37.481	+0.044	14:52:57.691
5	37.999	+0.562	14:53:35.690
6	38.380	+0.943	14:54:14.070
7	37.595	+0.158	14:54:51.665
8	37.537	+0.100	14:55:29.202
9	37.717	+0.280	14:56:06.919
10	<b>37.437</b>		14:56:44.356
11	37.540	+0.103	14:57:21.896
12	38.786	+1.349	14:58:00.682

Lap	Lap Tm	Diff	Time of Day
<b>(67) Argo Tamm</b>			
1	38.049	+0.575	14:51:12.249
2	38.038	+0.564	14:51:50.287
3	37.859	+0.385	14:52:28.146
4	<b>37.474</b>		14:53:05.620
5	37.825	+0.351	14:53:43.445
6	38.530	+1.056	14:54:21.975
7	38.846	+1.372	14:55:00.821

Lap	Lap Tm	Diff	Time of Day
<b>(60) Priit Sei</b>			
1	37.801	+0.303	14:51:13.025
2	<b>37.498</b>		14:51:50.523
3	37.838	+0.340	14:52:28.361
4	37.549	+0.051	14:53:05.910
5	38.061	+0.563	14:53:43.971
6	38.273	+0.775	14:54:22.244
7	38.713	+1.215	14:55:00.957
8	42.588	+5.090	14:55:43.545
9	39.091	+1.593	14:56:22.636
10	37.954	+0.456	14:57:00.590
11	38.338	+0.840	14:57:38.928
12	37.907	+0.409	14:58:16.835
13	38.319	+0.821	14:58:55.154

Lap	Lap Tm	Diff	Time of Day
<b>(619) Vitalijus Gudzenko</b>			
1	38.133	+0.208	14:51:11.929
2	<b>37.925</b>		14:51:49.854
3	38.666	+0.741	14:52:28.520
4	38.057	+0.132	14:53:06.577
5	38.089	+0.164	14:53:44.666
6	38.192	+0.267	14:54:22.858
7	38.193	+0.268	14:55:01.051
8	39.276	+1.351	14:55:40.327
9	38.690	+0.765	14:56:19.017
10	38.157	+0.232	14:56:57.174
11	37.946	+0.021	14:57:35.120
12	38.635	+0.710	14:58:13.755

Lap	Lap Tm	Diff	Time of Day
<b>(55) Heigo Hummel</b>			
1	40.343	+1.353	14:51:20.082
2	40.230	+1.240	14:52:00.312
3	40.200	+1.210	14:52:40.512
4	40.090	+1.100	14:53:20.602

RAHA 24 Eesti MV III etapp kardispordis

Rotax Max DD2; Rotax Max DD2 Masters; KZ2

Kuningamäe karting circuit 0,850 Km

Rotax Max DD2; Rotax Max DD2 Masters; KZ2 - practice 6 - 8 minutes

17.06.2011 14:50

Practice started at 14:50:19

Lap	Lap Tm	Diff	Time of Day
5	39.666	+0.676	14:54:00.268
6	39.785	+0.795	14:54:40.053
7	40.439	+1.449	14:55:20.492
8	<b>38.990</b>		14:55:59.482
9	39.975	+0.985	14:56:39.457
10	41.608	+2.618	14:57:21.065
11	41.774	+2.784	14:58:02.839
12	43.250	+4.260	14:58:46.089

Lap	Lap Tm	Diff	Time of Day
-----	--------	------	-------------

Lap	Lap Tm	Diff	Time of Day
-----	--------	------	-------------

**RAHA 24 Eesti MV III etapp kardisportis**

**Sorted on Best Lap time**

Rotax Max DD2; Rotax Max DD2 Masters; KZ2

Kuningamäe karting circuit 0,850 Km

Rotax Max DD2; Rotax Max DD2 Masters; KZ2 - practice 7 - 8 minutes

17.06.2011 15:50

Practice started at 15:50:21

Pos	No.	Name	R	Nat	Entrant/Race Team	Make	Best Tm	Diff	Gap	Laps	In Lap	Best Speed
<b>Rotax DD2</b>												
1	2	Mario Vendla		EST	Kartdagö	Birel / Rotax 125 / Mojo	36.069			14	6	84,837
2	11	Tõnis Liigmann		EST	Max Racing	CRG / Rotax 125 / Mojo	36.456	0.387	0.387	14	4	83,937
3	14	Antti Rammo		EST	Vihur Team	Energy / Rotax 125 / Mojo	36.547	0.478	0.091	14	10	83,728
4	621	Georg Vann		EST	R24 Motorsport	CRG / Rotax 125 / Mojo	36.549	0.480	0.002	14	13	83,723
5	16	Mario Haugas	R	EST	Aix Racing	Intrepid / Rotax 125 / Mojo	36.577	0.508	0.028	13	12	83,659
6	46	Kenneth Hildebrand		SWE	AGS Racing	Zanardi / Rotax 125 / Mojo	36.638	0.569	0.061	14	13	83,520
7	12	Anton Zaytsev		UKR	Max Racing	CRG / Rotax 125 / Mojo	36.844	0.775	0.206	14	4	83,053
8	34	Conrad Hildebrand	R	SWE	R24 Motorsport	Tony Kart / Rotax 125 / Mojo	37.361	1.292	0.517	14	12	81,904
9	7	Ott Krigul		EST	R24 Motorsport	Energy / Rotax 125 / Mojo	37.614	1.545	0.253	11	3	81,353

**Rotax Masters**

1	88	Bruno Paabort	R	EST	Talvar Racing	Energy / Rotax 125 / Mojo	36.866			14	5	83,003
2	64	Eke Nurm		EST	AGS Racing	Maddox / Rotax 125 / Mojo	37.156	0.290	0.290	14	6	82,355
3	619	Vitalijus Gudzenko		LTU	RKV Racing	Maranello / Rotax 125 / Mojo	37.359	0.493	0.203	14	13	81,908
4	60	Priit Sei		EST	Talvar Racing	Intrepid / Rotax 125 / Mojo	37.508	0.642	0.149	14	6	81,583
5	55	Heigo Hummel	R	EST	R24 Motorsport	Tony Kart / Rotax 125 / Mojo	39.749	2.883	2.241	13	6	76,983

# RAHA 24 Eesti MV III etapp kardisportis

Rotax Max DD2; Rotax Max DD2 Masters; KZ2

Kuningamäe karting circuit 0,850 Km

Rotax Max DD2; Rotax Max DD2 Masters; KZ2 - practice 7 - 8 minutes

17.06.2011 15:50

Practice started at 15:50:21

Lap	Lap Tm	Diff	Time of Day
<b>(2) Mario Vendla</b>			
1	40.768	+4.699	15:51:27.714
2	36.880	+0.811	15:52:04.594
3	36.866	+0.797	15:52:41.460
4	36.096	+0.027	15:53:17.556
5	36.142	+0.073	15:53:53.698
6	<b>36.069</b>		15:54:29.767
7	36.194	+0.125	15:55:05.961
8	36.465	+0.396	15:55:42.426
9	36.622	+0.553	15:56:19.048
10	36.477	+0.408	15:56:55.525
11	36.576	+0.507	15:57:32.101
12	36.330	+0.261	15:58:08.431
13	36.166	+0.097	15:58:44.597
14	36.190	+0.121	15:59:20.787

Lap	Lap Tm	Diff	Time of Day
<b>(11) Tõnis Liigmann</b>			
1	37.494	+1.038	15:51:11.403
2	36.949	+0.493	15:51:48.352
3	36.929	+0.473	15:52:25.281
4	<b>36.456</b>		15:53:01.737
5	36.678	+0.222	15:53:38.415
6	36.671	+0.215	15:54:15.086
7	37.066	+0.610	15:54:52.152
8	36.601	+0.145	15:55:28.753
9	36.587	+0.131	15:56:05.340
10	36.645	+0.189	15:56:41.985
11	36.520	+0.064	15:57:18.505
12	36.596	+0.140	15:57:55.101
13	36.600	+0.144	15:58:31.701
14	36.524	+0.068	15:59:08.225

Lap	Lap Tm	Diff	Time of Day
<b>(14) Antti Rammo</b>			
1	37.113	+0.566	15:51:04.597
2	37.000	+0.453	15:51:41.597
3	36.660	+0.113	15:52:18.257
4	36.681	+0.134	15:52:54.938
5	37.062	+0.515	15:53:32.000
6	37.491	+0.944	15:54:09.491
7	36.552	+0.005	15:54:46.043
8	37.285	+0.738	15:55:23.328
9	36.585	+0.038	15:55:59.913
10	<b>36.547</b>		15:56:36.460
11	36.653	+0.106	15:57:13.113
12	36.615	+0.068	15:57:49.728
13	36.688	+0.141	15:58:26.416
14	36.680	+0.133	15:59:03.096

Lap	Lap Tm	Diff	Time of Day
<b>(621) Georg Vann</b>			
1	37.079	+0.530	15:51:24.828
2	37.227	+0.678	15:52:02.055
3	36.679	+0.130	15:52:38.734
4	36.677	+0.128	15:53:15.411
5	36.656	+0.107	15:53:52.067
6	36.669	+0.120	15:54:28.736
7	36.812	+0.263	15:55:05.548
8	36.761	+0.212	15:55:42.309
9	37.350	+0.801	15:56:19.659
10	36.959	+0.410	15:56:56.618
11	36.760	+0.211	15:57:33.378
12	37.515	+0.966	15:58:10.893
13	<b>36.549</b>		15:58:47.442
14	36.838	+0.289	15:59:24.280

Lap	Lap Tm	Diff	Time of Day
<b>(16) Mario Haugas</b>			

Lap	Lap Tm	Diff	Time of Day
1	37.460	+0.883	15:51:09.905
2	37.032	+0.455	15:51:46.937
3	36.999	+0.422	15:52:23.936
4	36.880	+0.303	15:53:00.816
5	36.833	+0.256	15:53:37.649
6	37.077	+0.500	15:54:14.726
7	37.636	+1.059	15:54:52.362
8	36.786	+0.209	15:55:29.148
9	36.810	+0.233	15:56:05.958
10	36.686	+0.109	15:56:42.644
11	36.705	+0.128	15:57:19.349
12	<b>36.577</b>		15:57:55.926
13	36.890	+0.313	15:58:32.816

Lap	Lap Tm	Diff	Time of Day
<b>(46) Kenneth Hildebrand</b>			
1	37.143	+0.505	15:51:08.861
2	36.931	+0.293	15:51:45.792
3	36.829	+0.191	15:52:22.621
4	37.134	+0.496	15:52:59.755
5	55.497	+18.859	15:53:55.252
6	36.721	+0.083	15:54:31.973
7	36.653	+0.015	15:55:08.626
8	36.743	+0.105	15:55:45.369
9	36.942	+0.304	15:56:22.311
10	36.659	+0.021	15:56:58.970
11	36.779	+0.141	15:57:35.749
12	37.025	+0.387	15:58:12.774
13	<b>36.638</b>		15:58:49.412
14	38.212	+1.574	15:59:27.624

Lap	Lap Tm	Diff	Time of Day
<b>(12) Anton Zaytsev</b>			
1	37.747	+0.903	15:51:09.726
2	37.428	+0.584	15:51:47.154
3	37.219	+0.375	15:52:24.373
4	<b>36.844</b>		15:53:01.217
5	37.047	+0.203	15:53:38.264
6	37.377	+0.533	15:54:15.641
7	37.207	+0.363	15:54:52.848
8	37.186	+0.342	15:55:30.034
9	37.066	+0.222	15:56:07.100
10	37.099	+0.255	15:56:44.199
11	37.082	+0.238	15:57:21.281
12	37.031	+0.187	15:57:58.312
13	37.037	+0.193	15:58:35.349
14	37.662	+0.818	15:59:13.011

Lap	Lap Tm	Diff	Time of Day
<b>(88) Bruno Paabort</b>			
1	37.635	+0.769	15:51:08.794
2	37.601	+0.735	15:51:46.395
3	37.103	+0.237	15:52:23.498
4	37.042	+0.176	15:53:00.540
5	<b>36.866</b>		15:53:37.406
6	37.126	+0.260	15:54:14.532
7	42.020	+5.154	15:54:56.552
8	37.095	+0.229	15:55:33.647
9	38.646	+1.780	15:56:12.293
10	37.055	+0.189	15:56:49.348
11	37.499	+0.633	15:57:26.847
12	37.153	+0.287	15:58:04.000
13	36.867	+0.001	15:58:40.867
14	37.441	+0.575	15:59:18.308

Lap	Lap Tm	Diff	Time of Day
<b>(64) Eke Nurm</b>			
1	37.649	+0.493	15:51:11.304
2	37.711	+0.555	15:51:49.015
3	37.541	+0.385	15:52:26.556

Lap	Lap Tm	Diff	Time of Day
4	37.369	+0.213	15:53:03.925
5	37.225	+0.069	15:53:41.150
6	<b>37.156</b>		15:54:18.306
7	37.788	+0.632	15:54:56.094
8	39.223	+2.067	15:55:35.317
9	37.354	+0.198	15:56:12.671
10	37.220	+0.064	15:56:49.891
11	38.349	+1.193	15:57:28.240
12	37.341	+0.185	15:58:05.581
13	37.192	+0.036	15:58:42.773
14	38.435	+1.279	15:59:21.208

Lap	Lap Tm	Diff	Time of Day
<b>(619) Vitalijus Gudzenko</b>			
1	38.057	+0.698	15:51:15.576
2	37.967	+0.608	15:51:53.543
3	37.582	+0.223	15:52:31.125
4	37.794	+0.435	15:53:08.919
5	37.696	+0.337	15:53:46.615
6	37.765	+0.406	15:54:24.380
7	37.911	+0.552	15:55:02.291
8	37.649	+0.290	15:55:39.940
9	37.384	+0.025	15:56:17.324
10	38.069	+0.710	15:56:55.393
11	37.753	+0.394	15:57:33.146
12	37.970	+0.611	15:58:11.116
13	<b>37.359</b>		15:58:48.475
14	38.660	+1.301	15:59:27.135

Lap	Lap Tm	Diff	Time of Day
<b>(34) Conrad Hildebrand</b>			
1	38.033	+0.672	15:51:09.629
2	38.169	+0.808	15:51:47.798
3	37.524	+0.163	15:52:25.322
4	37.555	+0.194	15:53:02.877
5	37.412	+0.051	15:53:40.289
6	37.497	+0.136	15:54:17.786
7	37.951	+0.590	15:54:55.737
8	37.679	+0.318	15:55:33.416
9	37.501	+0.140	15:56:10.917
10	38.210	+0.849	15:56:49.127
11	37.419	+0.058	15:57:26.546
12	<b>37.361</b>		15:58:03.907
13	37.765	+0.404	15:58:41.672
14	39.159	+1.798	15:59:20.831

Lap	Lap Tm	Diff	Time of Day
<b>(60) Priit Sei</b>			
1	37.999	+0.491	15:51:13.412
2	40.748	+3.240	15:51:54.160
3	37.666	+0.158	15:52:31.826
4	37.656	+0.148	15:53:09.482
5	37.683	+0.175	15:53:47.165
6	<b>37.508</b>		15:54:24.673
7	37.971	+0.463	15:55:02.644
8	37.843	+0.335	15:55:40.487
9	43.885	+6.377	15:56:24.372
10	37.708	+0.200	15:57:02.080
11	37.804	+0.296	15:57:39.884
12	38.164	+0.656	15:58:18.048
13	38.675	+1.167	15:58:56.723
14	39.060	+1.552	15:59:35.783

Lap	Lap Tm	Diff	Time of Day
<b>(7) Ott Krigul</b>			
1	38.181	+0.567	15:51:14.955
2	38.103	+0.489	15:51:53.058
3	<b>37.614</b>		15:52:30.672
4	37.752	+0.138	15:53:08.424
5	37.859	+0.245	15:53:46.283

Organizer: Saduküla KSP Posted at:

Officialised at:

Orbits

Clerk of the Course: Ants Reinumägi

Secretary of race: Ingrid Kiiver-Riisman

Official Timing: EAL Timing

Printed: 21.06.2011 13:50:06



RAHA 24 Eesti MV III etapp kardispordis

Rotax Max DD2; Rotax Max DD2 Masters; KZ2

Kuningamäe karting circuit 0,850 Km

Rotax Max DD2; Rotax Max DD2 Masters; KZ2 - practice 7 - 8 minutes

17.06.2011 15:50

Practice started at 15:50:21

Lap	Lap Tm	Diff	Time of Day
6	37.834	+0.220	15:54:24.117
7	39.254	+1.640	15:55:03.371
8	37.773	+0.159	15:55:41.144
9	37.699	+0.085	15:56:18.843
10	38.740	+1.126	15:56:57.583
11	38.032	+0.418	15:57:35.615

(55) Heigo Hummel

1	40.613	+0.864	15:51:23.635
2	40.699	+0.950	15:52:04.334
3	40.040	+0.291	15:52:44.374
4	39.975	+0.226	15:53:24.349
5	39.809	+0.060	15:54:04.158
6	<b>39.749</b>		15:54:43.907
7	40.451	+0.702	15:55:24.358
8	41.494	+1.745	15:56:05.852
9	44.824	+5.075	15:56:50.676
10	41.531	+1.782	15:57:32.207
11	43.365	+3.616	15:58:15.572
12	41.849	+2.100	15:58:57.421
13	42.164	+2.415	15:59:39.585

Lap Lap Tm Diff Time of Day

Lap Lap Tm Diff Time of Day

**RAHA 24 Eesti MV III etapp kardisportis**

**Sorted on Best Lap time**

Rotax Max DD2; Rotax Max DD2 Masters; KZ2

Kuningamäe karting circuit 0,850 Km

Rotax Max DD2; Rotax Max DD2 Masters; KZ2 - qualifying - 10 minutes

17.06.2011 18:30

Qualifying started at 18:30:30

Pos	No.	Name	R	Nat	Entrant/Race Team	Make	Best Tm	Diff	Gap	Laps	In Lap	Best Speed
1	2	Mario Vendla		EST	Kartdagõ	Birel / Rotax 125 / Mojo	36.135			8	4	84,682
2	46	Kenneth Hildebrand		SWE	AGS Racing	Zanardi / Rotax 125 / Mojo	36.266	0.131	0.131	9	4	84,377
3	3	Mihkel Maltna		EST	Aix Racing	CRG / Rotax 125 / Mojo	36.301	0.166	0.035	7	5	84,295
4	11	Tõnis Liigmann		EST	Max Racing	CRG / Rotax 125 / Mojo	36.306	0.171	0.005	11	9	84,284
5	621	Georg Vann		EST	R24 Motorsport	CRG / Rotax 125 / Mojo	36.349	0.214	0.043	7	4	84,184
6	14	Antti Rammo		EST	Vihur Team	Energy / Rotax 125 / Mojo	36.410	0.275	0.061	15	3	84,043
7	16	Mario Haugas	R	EST	Aix Racing	Intrepid / Rotax 125 / Mojo	36.445	0.310	0.035	8	3	83,962
8	64	Eke Nurm		EST	AGS Racing	Maddox / Rotax 125 / Mojo	36.622	0.487	0.177	9	8	83,556
9	12	Anton Zaytsev		UKR	Max Racing	CRG / Rotax 125 / Mojo	36.687	0.552	0.065	11	3	83,408
10	34	Conrad Hildebrand	R	SWE	R24 Motorsport	Tony Kart / Rotax 125 / Mojo	36.858	0.723	0.171	9	3	83,021
11	88	Bruno Paabort	R	EST	Talvar Racing	Energy / Rotax 125 / Mojo	36.983	0.848	0.125	14	4	82,741
12	60	Priit Sei		EST	Talvar Racing	Intrepid / Rotax 125 / Mojo	37.051	0.916	0.068	16	12	82,589
13	619	Vitalijus Gudzenko		LTU	RKV Racing	Maranello / Rotax 125 / Mojo	37.105	0.970	0.054	13	3	82,469
14	7	Ott Krigul		EST	R24 Motorsport	Energy / Rotax 125 / Mojo	37.194	1.059	0.089	10	4	82,271
15	67	Argo Tamm		EST	Max Racing	CRG / Rotax 125 / Mojo	37.318	1.183	0.124	7	2	81,998
16	55	Heigo Hummel	R	EST	R24 Motorsport	Tony Kart / Rotax 125 / Mojo	39.789	3.654	2.471	9	8	76,906

**RAHA 24 Eesti MV III etapp kardisportis**

**Sorted on Best Lap time**

Rotax Max DD2; Rotax Max DD2 Masters; KZ2

Kuningamäe karting circuit 0,850 Km

Rotax Max DD2; Rotax Max DD2 Masters; KZ2 - qualifying - 10 minutes

17.06.2011 18:30

Qualifying started at 18:30:30

Pos	No.	Name	R	Nat	Entrant/Race Team	Make	Best Tm	Diff	Gap	Laps	In Lap	Best Speed
<b>Rotax DD2</b>												
1	2	Mario Vendla		EST	Kartdagö	Birel / Rotax 125 / Mojo	36.135			8	4	84,682
2	46	Kenneth Hildebrand		SWE	AGS Racing	Zanardi / Rotax 125 / Mojo	36.266	0.131	0.131	9	4	84,377
3	3	Mihkel Maltna		EST	Aix Racing	CRG / Rotax 125 / Mojo	36.301	0.166	0.035	7	5	84,295
4	11	Tõnis Liigmann		EST	Max Racing	CRG / Rotax 125 / Mojo	36.306	0.171	0.005	11	9	84,284
5	621	Georg Vann		EST	R24 Motorsport	CRG / Rotax 125 / Mojo	36.349	0.214	0.043	7	4	84,184
6	14	Antti Rammo		EST	Vihur Team	Energy / Rotax 125 / Mojo	36.410	0.275	0.061	15	3	84,043
7	16	Mario Haugas	R	EST	Aix Racing	Intrepid / Rotax 125 / Mojo	36.445	0.310	0.035	8	3	83,962
8	12	Anton Zaytsev		UKR	Max Racing	CRG / Rotax 125 / Mojo	36.687	0.552	0.242	11	3	83,408
9	34	Conrad Hildebrand	R	SWE	R24 Motorsport	Tony Kart / Rotax 125 / Mojo	36.858	0.723	0.171	9	3	83,021
10	7	Ott Krigul		EST	R24 Motorsport	Energy / Rotax 125 / Mojo	37.194	1.059	0.336	10	4	82,271

**Rotax Masters**

1	64	Eke Nurm		EST	AGS Racing	Maddox / Rotax 125 / Mojo	36.622			9	8	83,556
2	88	Bruno Paabort	R	EST	Talvar Racing	Energy / Rotax 125 / Mojo	36.983	0.361	0.361	14	4	82,741
3	60	Priit Sei		EST	Talvar Racing	Intrepid / Rotax 125 / Mojo	37.051	0.429	0.068	16	12	82,589
4	619	Vitalijus Gudzenko		LTU	RKV Racing	Maranello / Rotax 125 / Mojo	37.105	0.483	0.054	13	3	82,469
5	67	Argo Tamm		EST	Max Racing	CRG / Rotax 125 / Mojo	37.318	0.696	0.213	7	2	81,998
6	55	Heigo Hummel	R	EST	R24 Motorsport	Tony Kart / Rotax 125 / Mojo	39.789	3.167	2.471	9	8	76,906

# RAHA 24 Eesti MV III etapp kardisportis

Rotax Max DD2; Rotax Max DD2 Masters; KZ2

Kuningamäe karting circuit 0,850 Km

Rotax Max DD2; Rotax Max DD2 Masters; KZ2 - qualifying - 10 minutes

17.06.2011 18:30

Qualifying started at 18:30:30

Lap	Lap Tm	Diff	Time of Day
<b>(2) Mario Vendla</b>			
1	37.616	+1.481	18:31:49.923
2	36.296	+0.161	18:32:26.219
3	36.566	+0.431	18:33:02.785
4	<b>36.135</b>		18:33:38.920
5	36.153	+0.018	18:34:15.073
6	36.190	+0.055	18:34:51.263
7	36.261	+0.126	18:35:27.524
8	36.364	+0.229	18:36:03.888

Lap	Lap Tm	Diff	Time of Day
<b>(46) Kenneth Hildebrand</b>			
1	37.279	+1.013	18:32:02.605
2	36.643	+0.377	18:32:39.248
3	36.308	+0.042	18:33:15.556
4	<b>36.266</b>		18:33:51.822
5	36.362	+0.096	18:34:28.184
6	36.721	+0.455	18:35:04.905
7	36.510	+0.244	18:35:41.415
8	37.015	+0.749	18:36:18.430
9	38.261	+1.995	18:36:56.691

Lap	Lap Tm	Diff	Time of Day
<b>(3) Mihkel Maltna</b>			
1	36.871	+0.570	18:31:38.059
2	36.407	+0.106	18:32:14.466
3	36.332	+0.031	18:32:50.798
4	36.451	+0.150	18:33:27.249
5	<b>36.301</b>		18:34:03.550
6	36.711	+0.410	18:34:40.261
7	36.697	+0.396	18:35:16.958

Lap	Lap Tm	Diff	Time of Day
<b>(11) Tõnis Liigmann</b>			
1	36.949	+0.643	18:31:36.492
2	36.421	+0.115	18:32:12.913
3	36.594	+0.288	18:32:49.507
4	36.429	+0.123	18:33:25.936
5	36.432	+0.126	18:34:02.368
6	48.341	+12.035	18:34:50.709
7	36.622	+0.316	18:35:27.331
8	36.331	+0.025	18:36:03.662
9	<b>36.306</b>		18:36:39.968
10	36.411	+0.105	18:37:16.379
11	36.444	+0.138	18:37:52.823

Lap	Lap Tm	Diff	Time of Day
<b>(621) Georg Vann</b>			
1	44.484	+8.135	18:31:47.650
2	36.497	+0.148	18:32:24.147
3	36.350	+0.001	18:33:00.497
4	<b>36.349</b>		18:33:36.846
5	36.357	+0.008	18:34:13.203
6	37.233	+0.884	18:34:50.436
7	36.506	+0.157	18:35:26.942

Lap	Lap Tm	Diff	Time of Day
<b>(14) Antti Rammo</b>			
1	36.844	+0.434	18:32:36.518
2	36.685	+0.275	18:33:13.203
3	<b>36.410</b>		18:33:49.613
4	36.737	+0.327	18:34:26.350
5	36.615	+0.205	18:35:02.965
6	36.446	+0.036	18:35:39.411
7	37.160	+0.750	18:36:16.571
8	<b>36.410</b>		18:36:52.981
9	36.501	+0.091	18:37:29.482
10	36.536	+0.126	18:38:06.018
11	36.513	+0.103	18:38:42.531
12	36.433	+0.023	18:39:18.964

Lap	Lap Tm	Diff	Time of Day
13	36.470	+0.060	18:39:55.434
14	36.651	+0.241	18:40:32.085
15	36.523	+0.113	18:41:08.608

Lap	Lap Tm	Diff	Time of Day
<b>(16) Mario Haugas</b>			
1	36.886	+0.441	18:31:39.618
2	36.640	+0.195	18:32:16.258
3	<b>36.445</b>		18:32:52.703
4	36.581	+0.136	18:33:29.284
5	37.124	+0.679	18:34:06.408
6	36.745	+0.300	18:34:43.153
7	36.505	+0.060	18:35:19.658
8	37.325	+0.880	18:35:56.983

Lap	Lap Tm	Diff	Time of Day
<b>(64) Eke Nurm</b>			
1	38.434	+1.812	18:31:42.089
2	37.086	+0.464	18:32:19.175
3	37.050	+0.428	18:32:56.225
4	36.794	+0.172	18:33:33.019
5	36.892	+0.270	18:34:09.911
6	36.670	+0.048	18:34:46.581
7	36.657	+0.035	18:35:23.238
8	<b>36.622</b>		18:35:59.860
9	42.846	+6.224	18:36:42.706

Lap	Lap Tm	Diff	Time of Day
<b>(12) Anton Zaytsev</b>			
1	37.547	+0.860	18:31:51.166
2	36.856	+0.169	18:32:28.022
3	<b>36.687</b>		18:33:04.709
4	37.678	+0.991	18:33:42.387
5	39.880	+3.193	18:34:22.267
6	40.830	+4.143	18:35:03.097
7	37.086	+0.399	18:35:40.183
8	37.985	+1.298	18:36:18.168
9	37.029	+0.342	18:36:55.197
10	37.088	+0.401	18:37:32.285
11	37.375	+0.688	18:38:09.660

Lap	Lap Tm	Diff	Time of Day
<b>(34) Conrad Hildebrand</b>			
1	37.521	+0.663	18:31:39.511
2	37.146	+0.288	18:32:16.657
3	<b>36.858</b>		18:32:53.515
4	36.897	+0.039	18:33:30.412
5	37.809	+0.951	18:34:08.221
6	36.990	+0.132	18:34:45.211
7	37.042	+0.184	18:35:22.253
8	37.219	+0.361	18:35:59.472
9	38.589	+1.731	18:36:38.061

Lap	Lap Tm	Diff	Time of Day
<b>(88) Bruno Paabort</b>			
1	41.746	+4.763	18:31:46.564
2	37.928	+0.945	18:32:24.492
3	37.295	+0.312	18:33:01.787
4	<b>36.983</b>		18:33:38.770
5	37.179	+0.196	18:34:15.949
6	38.076	+1.093	18:34:54.025
7	37.123	+0.140	18:35:31.148
8	37.118	+0.135	18:36:08.266
9	37.290	+0.307	18:36:45.556
10	37.098	+0.115	18:37:22.654
11	37.211	+0.228	18:37:59.865
12	38.254	+1.271	18:38:38.119
13	39.756	+2.773	18:39:17.875
14	37.195	+0.212	18:39:55.070

Lap	Lap Tm	Diff	Time of Day
<b>(60) Prit Sei</b>			

Lap	Lap Tm	Diff	Time of Day
1	41.741	+4.690	18:31:47.271
2	38.630	+1.579	18:32:25.901
3	37.585	+0.534	18:33:03.486
4	37.105	+0.054	18:33:40.591
5	37.634	+0.583	18:34:18.225
6	37.718	+0.667	18:34:55.943
7	37.768	+0.717	18:35:33.711
8	37.140	+0.089	18:36:10.851
9	37.139	+0.088	18:36:47.990
10	37.299	+0.248	18:37:25.289
11	37.369	+0.318	18:38:02.658
12	<b>37.051</b>		18:38:39.709
13	37.254	+0.203	18:39:16.963
14	38.242	+1.191	18:39:55.205
15	37.652	+0.601	18:40:32.857
16	37.374	+0.323	18:41:10.231

Lap	Lap Tm	Diff	Time of Day
<b>(619) Vitalijus Gudzenko</b>			
1	39.147	+2.042	18:31:51.073
2	37.732	+0.627	18:32:28.805
3	<b>37.105</b>		18:33:05.910
4	37.429	+0.324	18:33:43.339
5	38.177	+1.072	18:34:21.516
6	37.437	+0.332	18:34:58.953
7	38.044	+0.939	18:35:36.997
8	37.412	+0.307	18:36:14.409
9	37.400	+0.295	18:36:51.809
10	39.987	+2.882	18:37:31.796
11	37.454	+0.349	18:38:09.250
12	37.378	+0.273	18:38:46.628
13	39.150	+2.045	18:39:25.778

Lap	Lap Tm	Diff	Time of Day
<b>(7) Ott Krigul</b>			
1	38.078	+0.884	18:31:52.591
2	37.424	+0.230	18:32:30.015
3	37.416	+0.222	18:33:07.431
4	<b>37.194</b>		18:33:44.625
5	39.491	+2.297	18:34:24.116
6	37.618	+0.424	18:35:01.734
7	37.485	+0.291	18:35:39.219
8	38.763	+1.569	18:36:17.982
9	37.785	+0.591	18:36:55.767
10	37.779	+0.585	18:37:33.546

Lap	Lap Tm	Diff	Time of Day
<b>(67) Argo Tamm</b>			
1	38.430	+1.112	18:31:55.408
2	<b>37.318</b>		18:32:32.726
3	37.479	+0.161	18:33:10.205
4	38.752	+1.434	18:33:48.957
5	37.815	+0.497	18:34:26.772
6	39.636	+2.318	18:35:06.408
7	39.133	+1.815	18:35:45.541

Lap	Lap Tm	Diff	Time of Day
<b>(55) Heigo Hummel</b>			
1	42.693	+2.904	18:32:03.491
2	41.590	+1.801	18:32:45.081
3	41.766	+1.977	18:33:26.847
4	45.598	+5.809	18:34:12.445
5	44.391	+4.602	18:34:56.836
6	40.167	+0.378	18:35:37.003
7	42.227	+2.438	18:36:19.230
8	<b>39.789</b>		18:36:59.019
9	41.902	+2.113	18:37:40.921

**RAHA 24 Eesti MV III etapp kardispordis**

Rotax Max DD2; Rotax Max DD2 Masters; KZ2

Kuningamäe karting circuit 0,850 Km

Rotax Max DD2; Rotax Max DD2 Masters; KZ2 - qualifying - 10 minutes

17.06.2011 18:30

Qualifying started at 18:30:30

POLE POSITION

**Rolling Start**

**1**

**1**

**2 Mario Vendla**  
36.135  
Birel / Rotax 125 / Mojo

**2**

**46 Kenneth Hildebrand**  
36.266  
Zanardi / Rotax 125 / Mojo

**2**

**3**

**3 Mihkel Maltna**  
36.301  
CRG / Rotax 125 / Mojo

**4**

**11 Tõnis Liigmann**  
36.306  
CRG / Rotax 125 / Mojo

**3**

**5**

**621 Georg Vann**  
36.349  
CRG / Rotax 125 / Mojo

**6**

**14 Antti Rammo**  
36.410  
Energy / Rotax 125 / Mojo

**4**

**7**

**16 Mario Haugas**  
36.445  
Intrepid / Rotax 125 / Mojo

**8**

**64 Eke Nurm**  
36.622  
Maddox / Rotax 125 / Mojo

**5**

**9**

**12 Anton Zaytsev**  
36.687  
CRG / Rotax 125 / Mojo

**10**

**34 Conrad Hildebrand**  
36.858  
Tony Kart / Rotax 125 / Mojo

**6**

**11**

**88 Bruno Paabort**  
36.983  
Energy / Rotax 125 / Mojo

**12**

**60 Priit Sei**  
37.051  
Intrepid / Rotax 125 / Mojo

**7**

**13**

**619 Vitalijus Gudzenko**  
37.105  
Maranello / Rotax 125 / Mojo

**14**

**7 Ott Krigul**  
37.194  
Energy / Rotax 125 / Mojo

**8**

**15**

**67 Argo Tamm**  
37.318  
CRG / Rotax 125 / Mojo

**16**

**55 Heigo Hummel**  
39.789  
Tony Kart / Rotax 125 / Mojo

**RAHA 24 Eesti MV III etapp kardispordis**

Rotax Max DD2; Rotax Max DD2 Masters; KZ2

Kuningamäe karting circuit 0,850 Km

Rotax DD2, Rotax Masters - reedese päeva parimate ringiaegade paremus järjestus

Pos	No.	Name	Nat	Entrant/Race Team	Overall BestTm	Diff	Gap In Session
1	2	Mario Vendla	EST	Kartdagö	36.069		Rotax Max DD2; Rotax Max DD2 Maste
2	46	Kenneth Hildebrand	SWE	AGS Racing	36.266	0.197	0.197 Rotax Max DD2; Rotax Max DD2 Maste
3	3	Mihkel Maltna	EST	Aix Racing	36.301	0.232	0.035 Rotax Max DD2; Rotax Max DD2 Maste
4	11	Tõnis Liigmann	EST	Max Racing	36.306	0.237	0.005 Rotax Max DD2; Rotax Max DD2 Maste
5	621	Georg Vann	EST	R24 Motorsport	36.349	0.280	0.043 Rotax Max DD2; Rotax Max DD2 Maste
6	14	Antti Rammo	EST	Vihur Team	36.410	0.341	0.061 Rotax Max DD2; Rotax Max DD2 Maste
7	16	Mario Haugas	EST	Aix Racing	36.445	0.376	0.035 Rotax Max DD2; Rotax Max DD2 Maste
8	64	Eke Nurm	EST	AGS Racing	36.622	0.553	0.177 Rotax Max DD2; Rotax Max DD2 Maste
9	12	Anton Zaytsev	UKR	Max Racing	36.687	0.618	0.065 Rotax Max DD2; Rotax Max DD2 Maste
10	34	Conrad Hildebrand	SWE	R24 Motorsport	36.858	0.789	0.171 Rotax Max DD2; Rotax Max DD2 Maste
11	88	Bruno Paabort	EST	Talvar Racing	36.866	0.797	0.008 Rotax Max DD2; Rotax Max DD2 Maste
12	60	Priit Sei	EST	Talvar Racing	37.051	0.982	0.185 Rotax Max DD2; Rotax Max DD2 Maste
13	619	Vitalijus Gudzenko	LTU	RKV Racing	37.105	1.036	0.054 Rotax Max DD2; Rotax Max DD2 Maste
14	7	Ott Krigul	EST	R24 Motorsport	37.194	1.125	0.089 Rotax Max DD2; Rotax Max DD2 Maste
15	67	Argo Tamm	EST	Max Racing	37.318	1.249	0.124 Rotax Max DD2; Rotax Max DD2 Maste
16	55	Heigo Hummel	EST	R24 Motorsport	38.990	2.921	1.672 Rotax Max DD2; Rotax Max DD2 Maste

RAHA 24 Eesti MV III etapp kardisportis

Sorted on Best Lap time

Rotax Max DD2; Rotax Max DD2 Masters; KZ2

Kuningamäe karting circuit 0,850 Km

Rotax Max DD2; Rotax Max DD2 Masters; KZ2 - warm up - 8 minutes

18.06.2011 08:00

Practice started at 13:46:03

Pos	No.	Name	R	Nat	Entrant/Race Team	Make	Best Tm	Diff	Gap	Laps	In Lap	Best Speed
Rotax DD2												
1	46	Kenneth Hildebrand		SWE	AGS Racing	Zanardi / Rotax 125 / Mojo	36.602			10	9	83,602
2	11	Tõnis Liigmann		EST	Max Racing	CRG / Rotax 125 / Mojo	36.647	0.045	0.045	11	9	83,499
3	16	Mario Haugas	R	EST	Aix Racing	Intrepid / Rotax 125 / Mojo	36.670	0.068	0.023	12	11	83,447
4	14	Antti Rammo		EST	Vihur Team	Energy / Rotax 125 / Mojo	36.698	0.096	0.028	12	11	83,383
5	12	Anton Zaytsev		UKR	Max Racing	CRG / Rotax 125 / Mojo	37.264	0.662	0.566	12	10	82,117
6	3	Mihkel Maltna		EST	Aix Racing	CRG / Rotax 125 / Mojo	37.403	0.801	0.139	3	3	81,812
7	7	Ott Krigul		EST	R24 Motorsport	Energy / Rotax 125 / Mojo	37.965	1.363	0.562	9	7	80,601

Rotax Masters

1	64	Eke Nurm		EST	AGS Racing	Maddox / Rotax 125 / Mojo	37.164			11	9	82,338
2	88	Bruno Paabort	R	EST	Talvar Racing	Energy / Rotax 125 / Mojo	37.452	0.288	0.288	9	9	81,705
3	619	Vitalijus Gudzenko		LTU	RKV Racing	Maranello / Rotax 125 / Mojo	37.466	0.302	0.014	12	8	81,674
4	60	Priit Sei		EST	Talvar Racing	Intrepid / Rotax 125 / Mojo	37.727	0.563	0.261	11	9	81,109

RAHA 24 Eesti MV III etapp kardisportis

Rotax Max DD2; Rotax Max DD2 Masters; KZ2

Kuningamäe karting circuit 0,850 Km

Rotax Max DD2; Rotax Max DD2 Masters; KZ2 - warm up - 8 minutes

18.06.2011 08:00

Practice started at 13:46:03

Lap	Lap Tm	Diff	Time of Day
<b>(46) Kenneth Hildebrand</b>			
1	39.115	+2.513	8:01:47.772
2	37.537	+0.935	8:02:25.309
3	37.014	+0.412	8:03:02.323
4	45.729	+9.127	8:03:48.052
5	37.147	+0.545	8:04:25.199
6	36.819	+0.217	8:05:02.018
7	36.781	+0.179	8:05:38.799
8	37.114	+0.512	8:06:15.913
9	<b>36.602</b>		8:06:52.515
10	36.821	+0.219	8:07:29.336

Lap	Lap Tm	Diff	Time of Day
<b>(11) Tõnis Liigmann</b>			
1	39.200	+2.553	8:01:40.042
2	37.811	+1.164	8:02:17.853
3	37.179	+0.532	8:02:55.032
4	37.068	+0.421	8:03:32.100
5	52.778	+16.131	8:04:24.878
6	36.872	+0.225	8:05:01.750
7	36.682	+0.035	8:05:38.432
8	37.620	+0.973	8:06:16.052
9	<b>36.647</b>		8:06:52.699
10	36.736	+0.089	8:07:29.435
11	37.178	+0.531	8:08:06.613

Lap	Lap Tm	Diff	Time of Day
<b>(16) Mario Haugas</b>			
1	38.662	+1.992	8:01:41.447
2	38.318	+1.648	8:02:19.765
3	37.739	+1.069	8:02:57.504
4	37.434	+0.764	8:03:34.938
5	37.164	+0.494	8:04:12.102
6	37.051	+0.381	8:04:49.153
7	36.922	+0.252	8:05:26.075
8	36.854	+0.184	8:06:02.929
9	36.754	+0.084	8:06:39.683
10	36.766	+0.096	8:07:16.449
11	<b>36.670</b>		8:07:53.119
12	37.129	+0.459	8:08:30.248

Lap	Lap Tm	Diff	Time of Day
<b>(14) Antti Rammo</b>			
1	38.729	+2.031	8:01:44.682
2	38.774	+2.076	8:02:23.456
3	37.713	+1.015	8:03:01.169
4	37.990	+1.292	8:03:39.159
5	37.342	+0.644	8:04:16.501
6	37.251	+0.553	8:04:53.752
7	36.975	+0.277	8:05:30.727
8	37.075	+0.377	8:06:07.802
9	36.806	+0.108	8:06:44.608
10	36.749	+0.051	8:07:21.357
11	<b>36.698</b>		8:07:58.055
12	36.821	+0.123	8:08:34.876

Lap	Lap Tm	Diff	Time of Day
<b>(64) Eke Nurm</b>			
1	44.515	+7.351	8:02:22.837
2	38.820	+1.656	8:03:01.657
3	38.283	+1.119	8:03:39.940
4	38.336	+1.172	8:04:18.276
5	37.611	+0.447	8:04:55.887
6	37.603	+0.439	8:05:33.490
7	37.428	+0.264	8:06:10.918
8	37.951	+0.787	8:06:48.869
9	<b>37.164</b>		8:07:26.033
10	37.653	+0.489	8:08:03.686
11	37.648	+0.484	8:08:41.334

Lap	Lap Tm	Diff	Time of Day
<b>(12) Anton Zaytsev</b>			
1	39.088	+1.824	8:01:41.077
2	38.497	+1.233	8:02:19.574
3	38.585	+1.321	8:02:58.159
4	38.644	+1.380	8:03:36.803
5	37.720	+0.456	8:04:14.523
6	37.574	+0.310	8:04:52.097
7	37.457	+0.193	8:05:29.554
8	39.089	+1.825	8:06:08.643
9	37.472	+0.208	8:06:46.115
10	<b>37.264</b>		8:07:23.379
11	37.496	+0.232	8:08:00.875
12	37.828	+0.564	8:08:38.703

Lap	Lap Tm	Diff	Time of Day
<b>(3) Mihkel Maltna</b>			
1	37.939	+0.536	8:01:42.928
2	38.178	+0.775	8:02:21.106
3	<b>37.403</b>		8:02:58.509

Lap	Lap Tm	Diff	Time of Day
<b>(88) Bruno Paabort</b>			
1	58.493	+21.041	8:03:37.651
2	39.058	+1.606	8:04:16.709
3	38.112	+0.660	8:04:54.821
4	38.064	+0.612	8:05:32.885
5	37.824	+0.372	8:06:10.709
6	38.848	+1.396	8:06:49.557
7	37.535	+0.083	8:07:27.092
8	37.500	+0.048	8:08:04.592
9	<b>37.452</b>		8:08:42.044

Lap	Lap Tm	Diff	Time of Day
<b>(619) Vitalijus Gudzenko</b>			
1	44.913	+7.447	8:02:23.687
2	38.293	+0.827	8:03:01.980
3	38.310	+0.844	8:03:40.290
4	38.748	+1.282	8:04:19.038
5	37.997	+0.531	8:04:57.035
6	38.125	+0.659	8:05:35.160
7	37.480	+0.014	8:06:12.640
8	<b>37.466</b>		8:06:50.106
9	38.246	+0.780	8:07:28.352
10	37.550	+0.084	8:08:05.902
11	37.704	+0.238	8:08:43.606
12	40.928	+3.462	8:09:24.534

Lap	Lap Tm	Diff	Time of Day
<b>(60) Priit Sei</b>			
1	40.421	+2.694	8:02:21.305
2	38.971	+1.244	8:03:00.276
3	39.546	+1.819	8:03:39.822
4	39.009	+1.282	8:04:18.831
5	37.833	+0.106	8:04:56.664
6	38.785	+1.058	8:05:35.449
7	37.977	+0.250	8:06:13.426
8	37.944	+0.217	8:06:51.370
9	<b>37.727</b>		8:07:29.097
10	38.305	+0.578	8:08:07.402
11	38.989	+1.262	8:08:46.391

Lap	Lap Tm	Diff	Time of Day
<b>(7) Ott Krigul</b>			
1	39.297	+1.332	8:03:22.462
2	38.960	+0.995	8:04:01.422
3	38.192	+0.227	8:04:39.614
4	38.346	+0.381	8:05:17.960
5	38.314	+0.349	8:05:56.274
6	38.123	+0.158	8:06:34.397
7	<b>37.965</b>		8:07:12.362

Organizer: Saduküla KSP Posted at:

Officialised at:

Orbits

Clerk of the Course: Ants Reinumägi

Secretary of race: Ingrid Kiiver-Riisman

Official Timing: EAL Timing

Printed: 21.06.2011 13:51:27



RAHA 24 Eesti MV III etapp kardisportis

Sorted on Laps

Rotax Max DD2; Rotax Max DD2 Masters; KZ2

Kuningamäe karting circuit 0,850 Km

Rotax Max DD2, Rotax Max DD2 Masters - prefinal race - 18 laps

18.06.2011 11:10

Race (18 Laps) started at 11:11:32

Pos	No.	Name	R	Nat	Entrant/Race Team	Make	Laps	Total Tm	Diff	Gap	Best Tm	In Lap Points
Rotax DD2												
1	11	Tõnis Liigmann		EST	Max Racing	CRG / Rotax 125 / Mojo	18	10:59.426			36.377	6 15
2	621	Georg Vann		EST	R24 Motorsport	CRG / Rotax 125 / Mojo	18	11:02.562	3.136	3.136	36.311	5 12
3	46	Kenneth Hildebrand		SWE	AGS Racing	Zanardi / Rotax 125 / Mojo	18	11:03.260	3.834	0.698	36.461	11 10
4	3	Mihkel Maltna		EST	Aix Racing	CRG / Rotax 125 / Mojo	18	11:03.661	4.235	0.401	36.480	5 9
5	16	Mario Haugas	R	EST	Aix Racing	Intrepid / Rotax 125 / Mojo	18	11:03.735	4.309	0.074	36.409	7 8
6	14	Antti Rammo		EST	Vihur Team	Energy / Rotax 125 / Mojo	18	11:04.024	4.598	0.289	36.414	17 7
7	2	Mario Vendla		EST	Kartdagö	Birel / Rotax 125 / Mojo	18	11:04.529	5.103	0.505	36.428	5 6
8	34	Conrad Hildebrand	R	SWE	R24 Motorsport	Tony Kart / Rotax 125 / Mojo	18	11:12.762	13.336	8.233	36.929	16 5
9	7	Ott Krigul		EST	R24 Motorsport	Energy / Rotax 125 / Mojo	18	11:19.800	20.374	7.038	37.248	6 4
10	12	Anton Zaytsev		UKR	Max Racing	CRG / Rotax 125 / Mojo	7	4:34.451	11 Laps	11 Laps	37.528	3 3

Rotax Masters												
1	64	Eke Nurm		EST	AGS Racing	Maddox / Rotax 125 / Mojo	18	11:09.137			36.593	6 15
2	88	Bruno Paabort	R	EST	Talvar Racing	Energy / Rotax 125 / Mojo	18	11:14.470	5.333	5.333	37.056	8 12
3	619	Vitalijus Gudzenko		LTU	RKV Racing	Maranello / Rotax 125 / Mojo	18	11:16.094	6.957	1.624	37.066	10 10
4	60	Priit Sei		EST	Talvar Racing	Intrepid / Rotax 125 / Mojo	18	11:23.961	14.824	7.867	37.339	18 9
5	67	Argo Tamm		EST	Max Racing	CRG / Rotax 125 / Mojo	18	11:25.744	16.607	1.783	37.266	4 8
6	55	Heigo Hummel	R	EST	R24 Motorsport	Tony Kart / Rotax 125 / Mojo	14	9:45.741	4 Laps	4 Laps	39.361	8 7

Margin of Victory	Avg. Speed	Best Lap Tm	Best Speed	Best Lap by
3.136	83,527	36.311	84,272	621 - Georg Vann

Organizer: Saduküla KSP Posted at:

Officialised at:

Orbits

Clerk of the Course: Ants Reinumägi

Secretary of race: Ingrid Kiiver-Riisman

Official Timing: EAL Timing

EAL TIMING

MYLAPS  
SPORTS TIMING

# RAHA 24 Eesti MV III etapp kardisportis

Rotax Max DD2; Rotax Max DD2 Masters; KZ2

Kuningamäe karting circuit 0,850 Km

Rotax Max DD2, Rotax Max DD2 Masters - prefinal race - 18 laps

18.06.2011 11:10

Race (18 Laps) started at 11:11:32

Lap	Lap Tm	Diff	Time of Day
<b>(11) Tõnis Liigmann</b>			
1	38.037	+1.660	11:12:10.498
2	36.717	+0.340	11:12:47.215
3	36.602	+0.225	11:13:23.817
4	36.471	+0.094	11:14:00.288
5	36.381	+0.004	11:14:36.669
6	<b>36.377</b>		11:15:13.046
7	36.633	+0.256	11:15:49.679
8	36.431	+0.054	11:16:26.110
9	36.759	+0.382	11:17:02.869
10	36.706	+0.329	11:17:39.575
11	36.505	+0.128	11:18:16.080
12	36.624	+0.247	11:18:52.704
13	36.550	+0.173	11:19:29.254
14	36.577	+0.200	11:20:05.831
15	36.502	+0.125	11:20:42.333
16	36.462	+0.085	11:21:18.795
17	36.513	+0.136	11:21:55.308
18	36.389	+0.012	11:22:31.697

Lap	Lap Tm	Diff	Time of Day
<b>(621) Georg Vann</b>			
1	38.291	+1.980	11:12:11.457
2	37.067	+0.756	11:12:48.524
3	37.169	+0.858	11:13:25.693
4	36.438	+0.127	11:14:02.131
5	<b>36.311</b>		11:14:38.442
6	36.542	+0.231	11:15:14.984
7	36.443	+0.132	11:15:51.427
8	36.357	+0.046	11:16:27.784
9	37.234	+0.923	11:17:05.018
10	36.599	+0.288	11:17:41.617
11	36.372	+0.061	11:18:17.989
12	36.491	+0.180	11:18:54.480
13	36.581	+0.270	11:19:31.061
14	36.711	+0.400	11:20:07.772
15	36.797	+0.486	11:20:44.569
16	36.518	+0.207	11:21:21.087
17	36.900	+0.589	11:21:57.987
18	36.846	+0.535	11:22:34.833

Lap	Lap Tm	Diff	Time of Day
<b>(46) Kenneth Hildebrand</b>			
1	38.309	+1.848	11:12:10.665
2	37.258	+0.797	11:12:47.923
3	36.628	+0.167	11:13:24.551
4	36.547	+0.086	11:14:01.098
5	36.510	+0.049	11:14:37.608
6	36.820	+0.359	11:15:14.428
7	36.626	+0.165	11:15:51.054
8	36.569	+0.108	11:16:27.623
9	37.790	+1.329	11:17:05.413
10	36.757	+0.296	11:17:42.170
11	<b>36.461</b>		11:18:18.631
12	36.557	+0.096	11:18:55.188
13	36.589	+0.128	11:19:31.777
14	36.521	+0.060	11:20:08.298
15	36.739	+0.278	11:20:45.037
16	36.509	+0.048	11:21:21.546
17	36.694	+0.233	11:21:58.240
18	37.291	+0.830	11:22:35.531

Lap	Lap Tm	Diff	Time of Day
<b>(3) Mihkel Maltna</b>			
1	38.422	+1.942	11:12:10.862
2	36.694	+0.214	11:12:47.556
3	36.597	+0.117	11:13:24.153
4	36.539	+0.059	11:14:00.692

Lap	Lap Tm	Diff	Time of Day
<b>(16) Mario Haugas</b>			
5	<b>36.480</b>		11:14:37.172
6	37.028	+0.548	11:15:14.200
7	36.626	+0.146	11:15:50.826
8	36.589	+0.109	11:16:27.415
9	36.638	+0.158	11:17:04.053
10	36.546	+0.066	11:17:40.599
11	36.570	+0.090	11:18:17.169
12	36.587	+0.107	11:18:53.756
13	36.783	+0.303	11:19:30.539
14	36.650	+0.170	11:20:07.189
15	36.797	+0.317	11:20:43.986
16	36.659	+0.179	11:21:20.645
17	37.417	+0.937	11:21:58.062
18	37.870	+1.390	11:22:35.932

Lap	Lap Tm	Diff	Time of Day
<b>(14) Antti Rammo</b>			
1	38.788	+2.379	11:12:12.038
2	36.993	+0.584	11:12:49.031
3	37.573	+1.164	11:13:26.604
4	36.602	+0.193	11:14:03.206
5	36.441	+0.032	11:14:39.647
6	36.579	+0.170	11:15:16.226
7	<b>36.409</b>		11:15:52.635
8	36.493	+0.084	11:16:29.128
9	37.172	+0.763	11:17:06.300
10	36.764	+0.355	11:17:43.064
11	36.849	+0.440	11:18:19.913
12	36.574	+0.165	11:18:56.487
13	36.633	+0.224	11:19:33.120
14	36.568	+0.159	11:20:09.688
15	36.488	+0.079	11:20:46.176
16	36.595	+0.186	11:21:22.771
17	36.465	+0.056	11:21:59.236
18	36.770	+0.361	11:22:36.006

Lap	Lap Tm	Diff	Time of Day
<b>(2) Mario Vendla</b>			
1	37.595	+1.167	11:12:09.866
2	36.834	+0.406	11:12:46.700
3	36.507	+0.079	11:13:23.207
4	36.499	+0.071	11:13:59.706
5	<b>36.428</b>		11:14:36.134
6	36.490	+0.062	11:15:12.624
7	36.803	+0.375	11:15:49.427
8	36.543	+0.115	11:16:25.970
9	37.268	+0.840	11:17:03.238
10	36.857	+0.429	11:17:40.095

Lap	Lap Tm	Diff	Time of Day
<b>(64) Eke Nurm</b>			
11	36.623	+0.195	11:18:16.718
12	36.801	+0.373	11:18:53.519
13	37.219	+0.791	11:19:30.738
14	36.904	+0.476	11:20:07.642
15	37.624	+1.196	11:20:45.266
16	36.723	+0.295	11:21:21.989
17	36.796	+0.368	11:21:58.785
18	38.015	+1.587	11:22:36.800

Lap	Lap Tm	Diff	Time of Day
<b>(34) Conrad Hildebrand</b>			
1	38.909	+2.316	11:12:11.837
2	37.589	+0.996	11:12:49.426
3	37.632	+1.039	11:13:27.058
4	36.745	+0.152	11:14:03.803
5	36.667	+0.074	11:14:40.470
6	<b>36.593</b>		11:15:17.063
7	36.798	+0.205	11:15:53.861
8	37.108	+0.515	11:16:30.969
9	36.904	+0.311	11:17:07.873
10	37.288	+0.695	11:17:45.161
11	36.653	+0.060	11:18:21.814
12	36.724	+0.131	11:18:58.538
13	36.832	+0.239	11:19:35.370
14	36.894	+0.301	11:20:12.264
15	37.081	+0.488	11:20:49.345
16	36.873	+0.280	11:21:26.218
17	37.108	+0.515	11:22:03.326
18	38.082	+1.489	11:22:41.408

Lap	Lap Tm	Diff	Time of Day
<b>(88) Bruno Paabort</b>			
1	39.450	+2.521	11:12:13.315
2	37.351	+0.422	11:12:50.666
3	37.318	+0.389	11:13:27.984
4	37.478	+0.549	11:14:05.462
5	37.041	+0.112	11:14:42.503
6	37.105	+0.176	11:15:19.608
7	37.150	+0.221	11:15:56.758
8	37.133	+0.204	11:16:33.891
9	37.045	+0.116	11:17:10.936
10	37.236	+0.307	11:17:48.172
11	37.112	+0.183	11:18:25.284
12	37.486	+0.557	11:19:02.770
13	37.137	+0.208	11:19:39.907
14	37.037	+0.108	11:20:16.944
15	37.108	+0.179	11:20:54.052
16	<b>36.929</b>		11:21:30.981
17	37.013	+0.084	11:22:07.994
18	37.039	+0.110	11:22:45.033

Lap	Lap Tm	Diff	Time of Day
<b>(88) Bruno Paabort</b>			
1	39.013	+1.957	11:12:12.992
2	37.403	+0.347	11:12:50.395
3	37.439	+0.383	11:13:27.834
4	38.179	+1.123	11:14:06.013
5	37.528	+0.472	11:14:43.541
6	37.132	+0.076	11:15:20.673
7	37.104	+0.048	11:15:57.777
8	<b>37.056</b>		11:16:34.833
9	37.177	+0.121	11:17:12.010
10	37.189	+0.133	11:17:49.199
11	37.363	+0.307	11:18:26.562
12	37.110	+0.054	11:19:03.672
13	37.062	+0.006	11:19:40.734
14	37.170	+0.114	11:20:17.904
15	37.109	+0.053	11:20:55.013
16	37.249	+0.193	11:21:32.262

Organizer: Saduküla KSP Posted at:

Officialised at:

Orbits

Clerk of the Course: Ants Reinumägi

Secretary of race: Ingrid Kiiver-Riisman

Official Timing: EAL Timing

# RAHA 24 Eesti MV III etapp kardispordis

Rotax Max DD2; Rotax Max DD2 Masters; KZ2

Kuningamäe karting circuit 0,850 Km

Rotax Max DD2, Rotax Max DD2 Masters - prefinal race - 18 laps

18.06.2011 11:10

Race (18 Laps) started at 11:11:32

Lap	Lap Tm	Diff	Time of Day
17	37.309	+0.253	11:22:09.571
18	37.170	+0.114	11:22:46.741

(619) Vitalijus Gudzenko

Lap	Lap Tm	Diff	Time of Day
1	39.714	+2.648	11:12:13.834
2	37.582	+0.516	11:12:51.416
3	37.535	+0.469	11:13:28.951
4	37.749	+0.683	11:14:06.700
5	37.706	+0.640	11:14:44.406
6	37.186	+0.120	11:15:21.592
7	37.334	+0.268	11:15:58.926
8	37.334	+0.268	11:16:36.260
9	37.128	+0.062	11:17:13.388
10	<b>37.066</b>		11:17:50.454
11	37.505	+0.439	11:18:27.959
12	37.235	+0.169	11:19:05.194
13	37.145	+0.079	11:19:42.339
14	37.102	+0.036	11:20:19.441
15	37.068	+0.002	11:20:56.509
16	37.345	+0.279	11:21:33.854
17	37.280	+0.214	11:22:11.134
18	37.231	+0.165	11:22:48.365

(7) Ott Krigul

Lap	Lap Tm	Diff	Time of Day
1	39.364	+2.116	11:12:14.007
2	37.570	+0.322	11:12:51.577
3	37.553	+0.305	11:13:29.130
4	37.956	+0.708	11:14:07.086
5	37.669	+0.421	11:14:44.755
6	<b>37.248</b>		11:15:22.003
7	<b>37.248</b>		11:15:59.251
8	37.285	+0.037	11:16:36.536
9	37.346	+0.098	11:17:13.882
10	37.343	+0.095	11:17:51.225
11	37.353	+0.105	11:18:28.578
12	37.466	+0.218	11:19:06.044
13	37.622	+0.374	11:19:43.666
14	37.352	+0.104	11:20:21.018
15	38.066	+0.818	11:20:59.084
16	37.822	+0.574	11:21:36.906
17	37.638	+0.390	11:22:14.544
18	37.527	+0.279	11:22:52.071

(60) Priit Sei

Lap	Lap Tm	Diff	Time of Day
1	40.257	+2.918	11:12:14.461
2	37.949	+0.610	11:12:52.410
3	38.749	+1.410	11:13:31.159
4	37.856	+0.517	11:14:09.015
5	37.906	+0.567	11:14:46.921
6	37.863	+0.524	11:15:24.784
7	37.422	+0.083	11:16:02.206
8	37.523	+0.184	11:16:39.729
9	37.736	+0.397	11:17:17.465
10	37.555	+0.216	11:17:55.020
11	37.561	+0.222	11:18:32.581
12	38.234	+0.895	11:19:10.815
13	38.066	+0.727	11:19:48.881
14	37.420	+0.081	11:20:26.301
15	37.551	+0.212	11:21:03.852
16	37.397	+0.058	11:21:41.249
17	37.644	+0.305	11:22:18.893
18	<b>37.339</b>		11:22:56.232

(67) Argo Tamm

Lap	Lap Tm	Diff	Time of Day
1	40.020	+2.754	11:12:14.782
2	37.810	+0.544	11:12:52.592

Lap	Lap Tm	Diff	Time of Day
3	38.332	+1.066	11:13:30.924
4	<b>37.266</b>		11:14:08.190
5	38.751	+1.485	11:14:46.941
6	38.939	+1.673	11:15:25.880
7	38.651	+1.385	11:16:04.531
8	37.469	+0.203	11:16:42.000
9	37.366	+0.100	11:17:19.366
10	37.484	+0.218	11:17:56.850
11	37.697	+0.431	11:18:34.547
12	38.071	+0.805	11:19:12.618
13	37.596	+0.330	11:19:50.214
14	37.632	+0.366	11:20:27.846
15	37.402	+0.136	11:21:05.248
16	37.834	+0.568	11:21:43.082
17	37.324	+0.058	11:22:20.406
18	37.609	+0.343	11:22:58.015

(55) Heigo Hummel

Lap	Lap Tm	Diff	Time of Day
1	41.675	+2.314	11:12:16.505
2	40.127	+0.766	11:12:56.632
3	40.394	+1.033	11:13:37.026
4	40.146	+0.785	11:14:17.172
5	40.183	+0.822	11:14:57.355
6	40.890	+1.529	11:15:38.245
7	40.269	+0.908	11:16:18.514
8	<b>39.361</b>		11:16:57.875
9	49.315	+9.954	11:17:47.190
10	43.862	+4.501	11:18:31.052
11	41.478	+2.117	11:19:12.530
12	41.461	+2.100	11:19:53.991
13	40.371	+1.010	11:20:34.362
14	43.650	+4.289	11:21:18.012

(12) Anton Zaytsev

Lap	Lap Tm	Diff	Time of Day
1	38.611	+1.083	11:12:12.357
2	37.540	+0.012	11:12:49.897
3	<b>37.528</b>		11:13:27.425
4	38.750	+1.222	11:14:06.175
5	40.142	+2.614	11:14:46.317
6	39.197	+1.669	11:15:25.514
7	41.208	+3.680	11:16:06.722

**RAHA 24 Eesti MV III etapp kardispordis**

**Lapchart**

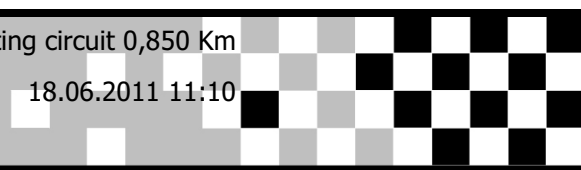
Rotax Max DD2; Rotax Max DD2 Masters; KZ2

Kuningamäe karting circuit 0,850 Km

Rotax Max DD2, Rotax Max DD2 Masters - prefinal race - 18 laps

18.06.2011 11:10

Race (18 Laps) started at 11:11:32



Competitors	Laps																			
	0	1	2	3	4	5	6	7	8	9	10	11	12	13	14	15	16	17	18	
Mario Vendla (2)	1	2	2	2	2	2	2	2	2	2	11	11	11	11	11	11	11	11	11	
Kenneth Hildebrand (46)	2	46	11	11	11	11	11	11	11	11	2	2	2	2	3	3	3	3	621	621
Mihkel Maltna (3)	3	3	46	3	3	3	3	3	3	3	3	3	3	3	2	2	621	621	3	46
Tõnis Liigmann (11)	4	11	3	46	46	46	46	46	46	46	621	621	621	621	621	621	46	46	46	3
Antti Rammo (14)	5	14	621	621	621	621	621	621	621	621	46	46	46	46	46	46	2	2	2	16
Eke Nurm (64)	6	64	14	14	16	16	16	16	16	16	16	16	16	16	16	16	16	16	16	14
Georg Vann (621)	7	621	64	16	14	14	14	14	14	14	14	14	14	14	14	14	14	14	14	2
Mario Haugas (16)	8	16	16	64	64	64	64	64	64	64	64	64	64	64	64	64	64	64	64	64
Anton Zaytsev (12)	9	12	12	12	12	34	34	34	34	34	34	34	34	34	34	34	34	34	34	34
Conrad Hildebrand (34)	10	34	88	88	88	88	88	88	88	88	88	88	88	88	88	88	88	88	88	88
Bruno Paabort (88)	11	88	34	34	34	12	619	619	619	619	619	619	619	619	619	619	619	619	619	619
Vitalijus Gudzenko (619)	12	619	619	619	619	619	7	7	7	7	7	7	7	7	7	7	7	7	7	7
Priit Sei (60)	13	60	7	7	7	7	12	60	60	60	60	60	60	60	60	60	60	60	60	60
Ott Krigul (7)	14	7	60	60	67	67	60	12	67	67	67	67	67	67	67	67	67	67	67	67
Argo Tamm (67)	15	67	67	67	60	60	67	67	12	55	55	55	55	55	55	55	55	55	55	55
Heigo Hummel (55)	16	55	55	55	55	55	55	55	55	55	55	55	55	55	55	55	55	55	55	55

RAHA 24 Eesti MV III etapp kardisportis

Sorted on Laps

Rotax Max DD2; Rotax Max DD2 Masters; KZ2

Kuningamäe karting circuit 0,850 Km

Rotax Max DD2, Rotax Max DD2 Masters - final race - 20 laps

18.06.2011 15:05

Race (20 Laps) started at 15:06:34

Pos	No.	Name	R	Nat	Entrant/Race Team	Make	Laps	Total Tm	Diff	Gap	Best Tm	In Lap Points
Rotax DD2												
1	11	Tõnis Liigmann		EST	Max Racing	CRG / Rotax 125 / Mojo	20	12:11.634			36.391	17 30
2	621	Georg Vann		EST	R24 Motorsport	CRG / Rotax 125 / Mojo	20	12:12.589	0.955	0.955	36.322	9 24
3	46	Kenneth Hildebrand		SWE	AGS Racing	Zanardi / Rotax 125 / Mojo	20	12:14.003	2.369	1.414	36.307	15 20
4	14	Antti Rammo		EST	Vihur Team	Energy / Rotax 125 / Mojo	20	12:17.359	5.725	3.356	36.325	15 18
5	16	Mario Haugas	R	EST	Aix Racing	Intrepid / Rotax 125 / Mojo	20	12:17.962	6.328	0.603	36.465	15 16
6	3	Mihkel Maltna		EST	Aix Racing	CRG / Rotax 125 / Mojo	20	12:18.114	6.480	0.152	36.402	6 14
7	2	Mario Vendla		EST	Kartdagö	Birel / Rotax 125 / Mojo	20	12:20.503	8.869	2.389	36.572	7 12
8	12	Anton Zaytsev		UKR	Max Racing	CRG / Rotax 125 / Mojo	20	12:23.430	11.796	2.927	36.579	15 10
9	34	Conrad Hildebrand	R	SWE	R24 Motorsport	Tony Kart / Rotax 125 / Mojo	20	12:25.321	13.687	1.891	36.816	19 8
10	7	Ott Krigul		EST	R24 Motorsport	Energy / Rotax 125 / Mojo	20	12:35.266	23.632	9.945	37.061	18 6

Rotax Masters												
1	64	Eke Nurm		EST	AGS Racing	Maddox / Rotax 125 / Mojo	20	12:20.897			36.607	9 30
2	88	Bruno Paabort	R	EST	Talvar Racing	Energy / Rotax 125 / Mojo	20	12:28.416	7.519	7.519	36.902	10 24
3	60	Priit Sei		EST	Talvar Racing	Intrepid / Rotax 125 / Mojo	20	12:29.863	8.966	1.447	36.956	19 20
4	619	Vitalijus Gudzenko		LTU	RKV Racing	Maranello / Rotax 125 / Mojo	20	12:36.089	15.192	6.226	37.189	20 18
5	67	Argo Tamm		EST	Max Racing	CRG / Rotax 125 / Mojo	20	12:39.122	18.225	3.033	37.285	7 16
6	55	Heigo Hummel	R	EST	R24 Motorsport	Tony Kart / Rotax 125 / Mojo	10	7:14.767	10 Laps	10 Laps	39.221	3 14

Margin of Victory	Avg. Speed	Best Lap Tm	Best Speed	Best Lap by
0.955	83,648	36.307	84,281	46 - Kenneth Hildebrand

Organizer: Saduküla KSP Posted at: Officialised at: Orbits

Clerk of the Course: Ants Reinumägi

Secretary of race: Ingrid Kiiver-Riisman

Official Timing: EAL Timing

Printed: 21.06.2011 13:51:59

RAHA 24 Eesti MV III etapp kardisportis

Rotax Max DD2; Rotax Max DD2 Masters; KZ2

Kuningamäe karting circuit 0,850 Km

Rotax Max DD2, Rotax Max DD2 Masters - final race - 20 laps

18.06.2011 15:05

Race (20 Laps) started at 15:06:34

Lap	Lap Tm	Diff	Time of Day
<b>(11) Tõnis Liigmann</b>			
1	37.790	+1.399	15:07:12.101
2	36.857	+0.466	15:07:48.958
3	36.641	+0.250	15:08:25.599
4	36.709	+0.318	15:09:02.308
5	36.569	+0.178	15:09:38.877
6	36.540	+0.149	15:10:15.417
7	36.700	+0.309	15:10:52.117
8	36.417	+0.026	15:11:28.534
9	36.577	+0.186	15:12:05.111
10	36.552	+0.161	15:12:41.663
11	36.450	+0.059	15:13:18.113
12	36.454	+0.063	15:13:54.567
13	36.412	+0.021	15:14:30.979
14	36.435	+0.044	15:15:07.414
15	36.396	+0.005	15:15:43.810
16	36.416	+0.025	15:16:20.226
17	<b>36.391</b>		15:16:56.617
18	36.413	+0.022	15:17:33.030
19	36.469	+0.078	15:18:09.499
20	36.446	+0.055	15:18:45.945

Lap	Lap Tm	Diff	Time of Day
<b>(621) Georg Vann</b>			
1	38.466	+2.144	15:07:12.841
2	36.966	+0.644	15:07:49.807
3	37.604	+1.282	15:08:27.411
4	36.673	+0.351	15:09:04.084
5	36.692	+0.370	15:09:40.776
6	36.447	+0.125	15:10:17.223
7	36.475	+0.153	15:10:53.698
8	36.514	+0.192	15:11:30.212
9	<b>36.322</b>		15:12:06.534
10	36.367	+0.045	15:12:42.901
11	36.440	+0.118	15:13:19.341
12	36.385	+0.063	15:13:55.726
13	36.490	+0.168	15:14:32.216
14	36.381	+0.059	15:15:08.597
15	36.365	+0.043	15:15:44.962
16	36.327	+0.005	15:16:21.289
17	36.386	+0.064	15:16:57.675
18	36.453	+0.131	15:17:34.128
19	36.402	+0.080	15:18:10.530
20	36.370	+0.048	15:18:46.900

Lap	Lap Tm	Diff	Time of Day
<b>(46) Kenneth Hildebrand</b>			
1	38.616	+2.309	15:07:13.060
2	36.882	+0.575	15:07:49.942
3	37.240	+0.933	15:08:27.182
4	37.140	+0.833	15:09:04.322
5	36.680	+0.373	15:09:41.002
6	36.539	+0.232	15:10:17.541
7	36.459	+0.152	15:10:54.000
8	36.488	+0.181	15:11:30.488
9	36.400	+0.093	15:12:06.888
10	36.449	+0.142	15:12:43.337
11	36.479	+0.172	15:13:19.816
12	36.449	+0.142	15:13:56.265
13	36.465	+0.158	15:14:32.730
14	36.598	+0.291	15:15:09.328
15	<b>36.307</b>		15:15:45.635
16	36.441	+0.134	15:16:22.076
17	36.583	+0.276	15:16:58.659
18	36.521	+0.214	15:17:35.180
19	36.608	+0.301	15:18:11.788
20	36.526	+0.219	15:18:48.314

Lap	Lap Tm	Diff	Time of Day
<b>(14) Antti Rammo</b>			
1	39.053	+2.728	15:07:13.646
2	36.842	+0.517	15:07:50.488
3	37.527	+1.202	15:08:28.015
4	37.193	+0.868	15:09:05.208
5	36.919	+0.594	15:09:42.127
6	36.766	+0.441	15:10:18.893
7	36.579	+0.254	15:10:55.472
8	36.368	+0.043	15:11:31.840
9	36.601	+0.276	15:12:08.441
10	36.439	+0.114	15:12:44.880
11	37.212	+0.887	15:13:22.092
12	36.576	+0.251	15:13:58.668
13	36.362	+0.037	15:14:35.030
14	36.401	+0.076	15:15:11.431
15	<b>36.325</b>		15:15:47.756
16	36.809	+0.484	15:16:24.565
17	36.474	+0.149	15:17:01.039
18	37.027	+0.702	15:17:38.066
19	36.511	+0.186	15:18:14.577
20	37.093	+0.768	15:18:51.670

Lap	Lap Tm	Diff	Time of Day
<b>(16) Mario Haugas</b>			
1	38.756	+2.291	15:07:13.337
2	36.921	+0.456	15:07:50.258
3	37.566	+1.101	15:08:27.824
4	36.869	+0.404	15:09:04.693
5	36.705	+0.240	15:09:41.398
6	36.699	+0.234	15:10:18.097
7	36.710	+0.245	15:10:54.807
8	36.492	+0.027	15:11:31.299
9	36.541	+0.076	15:12:07.840
10	36.695	+0.230	15:12:44.535
11	36.882	+0.417	15:13:21.417
12	36.503	+0.038	15:13:57.920
13	36.502	+0.037	15:14:34.422
14	36.589	+0.124	15:15:11.011
15	<b>36.465</b>		15:15:47.476
16	36.777	+0.312	15:16:24.253
17	36.624	+0.159	15:17:00.877
18	36.998	+0.533	15:17:37.875
19	36.517	+0.052	15:18:14.392
20	37.881	+1.416	15:18:52.273

Lap	Lap Tm	Diff	Time of Day
<b>(3) Mihkel Maltna</b>			
1	39.537	+3.135	15:07:14.019
2	36.719	+0.317	15:07:50.738
3	37.385	+0.983	15:08:28.123
4	37.109	+0.707	15:09:05.232
5	36.708	+0.306	15:09:41.940
6	<b>36.402</b>		15:10:18.342
7	36.885	+0.483	15:10:55.227
8	36.456	+0.054	15:11:31.683
9	36.556	+0.154	15:12:08.239
10	36.470	+0.068	15:12:44.709
11	37.712	+1.310	15:13:22.421
12	36.476	+0.074	15:13:58.897
13	36.552	+0.150	15:14:35.449
14	36.437	+0.035	15:15:11.886
15	36.407	+0.005	15:15:48.293
16	36.536	+0.134	15:16:24.829
17	36.520	+0.118	15:17:01.349
18	37.051	+0.649	15:17:38.400
19	36.553	+0.151	15:18:14.953
20	37.472	+1.070	15:18:52.425

Lap	Lap Tm	Diff	Time of Day
<b>(2) Mario Vendra</b>			
1	39.507	+2.935	15:07:14.222
2	37.093	+0.521	15:07:51.315
3	37.263	+0.691	15:08:28.578
4	36.908	+0.336	15:09:05.486
5	36.850	+0.278	15:09:42.336
6	36.807	+0.235	15:10:19.143
7	<b>36.572</b>		15:10:55.715
8	36.631	+0.059	15:11:32.346
9	36.686	+0.114	15:12:09.032
10	36.662	+0.090	15:12:45.694
11	36.985	+0.413	15:13:22.679
12	36.699	+0.127	15:13:59.378
13	36.712	+0.140	15:14:36.090
14	36.960	+0.388	15:15:13.050
15	37.622	+1.050	15:15:50.672
16	36.742	+0.170	15:16:27.414
17	36.781	+0.209	15:17:04.195
18	36.736	+0.164	15:17:40.931
19	36.820	+0.248	15:18:17.751
20	37.063	+0.491	15:18:54.814

Lap	Lap Tm	Diff	Time of Day
<b>(64) Eke Nurm</b>			
1	39.856	+3.249	15:07:14.531
2	36.985	+0.378	15:07:51.516
3	37.697	+1.090	15:08:29.213
4	36.673	+0.066	15:09:05.886
5	36.688	+0.081	15:09:42.574
6	36.861	+0.254	15:10:19.435
7	36.673	+0.066	15:10:56.108
8	36.782	+0.175	15:11:32.890
9	<b>36.607</b>		15:12:09.497
10	36.719	+0.112	15:12:46.216
11	36.953	+0.346	15:13:23.169
12	36.708	+0.101	15:13:59.877
13	36.617	+0.010	15:14:36.494
14	36.831	+0.224	15:15:13.325
15	37.015	+0.408	15:15:50.340
16	36.725	+0.118	15:16:27.065
17	37.598	+0.991	15:17:04.663
18	36.835	+0.228	15:17:41.498
19	36.857	+0.250	15:18:18.355
20	36.853	+0.246	15:18:55.208

Lap	Lap Tm	Diff	Time of Day
<b>(12) Anton Zaytsev</b>			
1	41.081	+4.502	15:07:16.782
2	37.974	+1.395	15:07:54.756
3	36.949	+0.370	15:08:31.705
4	36.765	+0.186	15:09:08.470
5	36.931	+0.352	15:09:45.401
6	36.855	+0.276	15:10:22.256
7	36.667	+0.088	15:10:58.923
8	36.714	+0.135	15:11:35.637
9	37.277	+0.698	15:12:12.914
10	36.887	+0.308	15:12:49.801
11	37.051	+0.472	15:13:26.852
12	37.080	+0.501	15:14:03.932
13	36.631	+0.052	15:14:40.563
14	36.968	+0.389	15:15:17.531
15	<b>36.579</b>		15:15:54.110
16	36.788	+0.209	15:16:30.898
17	36.707	+0.128	15:17:07.605
18	36.692	+0.113	15:17:44.297
19	36.742	+0.163	15:18:21.039
20	36.702	+0.123	15:18:57.741

Organizer: Saduküla KSP Posted at:

Officialised at:

Orbits

Clerk of the Course: Ants Reinumägi

Secretary of race: Ingrid Kiiver-Riisman

Official Timing: EAL Timing

# RAHA 24 Eesti MV III etapp kardisportis


Rotax Max DD2; Rotax Max DD2 Masters; KZ2

Kuningamäe karting circuit 0,850 Km

Rotax Max DD2, Rotax Max DD2 Masters - final race - 20 laps

18.06.2011 15:05

Race (20 Laps) started at 15:06:34



Lap	Lap Tm	Diff	Time of Day
<b>(34) Conrad Hildebrand</b>			
1	39.735	+2.919	15:07:14.755
2	37.392	+0.576	15:07:52.147
3	37.417	+0.601	15:08:29.564
4	37.229	+0.413	15:09:06.793
5	37.199	+0.383	15:09:43.992
6	37.107	+0.291	15:10:21.099
7	37.150	+0.334	15:10:58.249
8	37.043	+0.227	15:11:35.292
9	37.783	+0.967	15:12:13.075
10	36.962	+0.146	15:12:50.037
11	37.143	+0.327	15:13:27.180
12	37.148	+0.332	15:14:04.328
13	36.951	+0.135	15:14:41.279
14	36.965	+0.149	15:15:18.244
15	36.839	+0.023	15:15:55.083
16	37.016	+0.200	15:16:32.099
17	36.954	+0.138	15:17:09.053
18	36.855	+0.039	15:17:45.908
19	<b>36.816</b>		15:18:22.724
20	36.908	+0.092	15:18:59.632

Lap	Lap Tm	Diff	Time of Day
<b>(7) Ott Krigul</b>			
1	41.232	+4.171	15:07:16.573
2	37.838	+0.777	15:07:54.411
3	37.651	+0.590	15:08:32.062
4	37.984	+0.923	15:09:10.046
5	37.632	+0.571	15:09:47.678
6	37.514	+0.453	15:10:25.192
7	37.249	+0.188	15:11:02.441
8	37.168	+0.107	15:11:39.609
9	37.476	+0.415	15:12:17.085
10	37.365	+0.304	15:12:54.450
11	38.604	+1.543	15:13:33.054
12	37.388	+0.327	15:14:10.442
13	37.911	+0.850	15:14:48.353
14	37.493	+0.432	15:15:25.846
15	37.286	+0.225	15:16:03.132
16	37.440	+0.379	15:16:40.572
17	37.444	+0.383	15:17:18.016
18	<b>37.061</b>		15:17:55.077
19	37.183	+0.122	15:18:32.260
20	37.317	+0.256	15:19:09.577

Lap	Lap Tm	Diff	Time of Day
<b>(55) Heigo Hummel</b>			
1	42.080	+2.859	15:07:18.067
2	40.030	+0.809	15:07:58.097
3	<b>39.221</b>		15:08:37.318
4	40.167	+0.946	15:09:17.485
5	40.148	+0.927	15:09:57.633
6	40.100	+0.879	15:10:37.733
7	40.049	+0.828	15:11:17.782
8	40.059	+0.838	15:11:57.841
9	40.794	+1.573	15:12:38.635
10	1:10.443	+31.222	15:13:49.078

Lap	Lap Tm	Diff	Time of Day
<b>(88) Bruno Paabort</b>			
1	40.135	+3.233	15:07:15.166
2	37.319	+0.417	15:07:52.485
3	37.392	+0.490	15:08:29.877
4	37.158	+0.256	15:09:07.035
5	37.258	+0.356	15:09:44.293
6	37.366	+0.464	15:10:21.659
7	37.135	+0.233	15:10:58.794
8	37.471	+0.569	15:11:36.265
9	37.300	+0.398	15:12:13.565
10	<b>36.902</b>		15:12:50.467
11	37.301	+0.399	15:13:27.768
12	37.065	+0.163	15:14:04.833
13	37.012	+0.110	15:14:41.845
14	37.121	+0.219	15:15:18.966
15	37.522	+0.620	15:15:56.488
16	37.045	+0.143	15:16:33.533
17	37.306	+0.404	15:17:10.839
18	37.246	+0.344	15:17:48.085
19	37.280	+0.378	15:18:25.365
20	37.362	+0.460	15:19:02.727

Lap	Lap Tm	Diff	Time of Day
<b>(619) Vitalijus Gudzenko</b>			
1	40.961	+3.772	15:07:16.076
2	37.723	+0.534	15:07:53.799
3	38.126	+0.937	15:08:31.925
4	38.181	+0.992	15:09:10.106
5	38.043	+0.854	15:09:48.149
6	37.827	+0.638	15:10:25.976
7	37.282	+0.093	15:11:03.258
8	37.250	+0.061	15:11:40.508
9	37.393	+0.204	15:12:17.901
10	37.288	+0.099	15:12:55.189
11	38.320	+1.131	15:13:33.509
12	37.253	+0.064	15:14:10.762
13	38.062	+0.873	15:14:48.824
14	37.347	+0.158	15:15:26.171
15	37.336	+0.147	15:16:03.507
16	37.415	+0.226	15:16:40.922
17	37.649	+0.460	15:17:18.571
18	37.299	+0.110	15:17:55.870
19	37.341	+0.152	15:18:33.211
20	<b>37.189</b>		15:19:10.400

Lap	Lap Tm	Diff	Time of Day
<b>(60) Prit Sei</b>			
1	40.279	+3.323	15:07:15.572
2	37.636	+0.680	15:07:53.208
3	37.260	+0.304	15:08:30.468
4	37.513	+0.557	15:09:07.981
5	37.531	+0.575	15:09:45.512
6	37.308	+0.352	15:10:22.820
7	37.516	+0.560	15:11:00.336
8	37.407	+0.451	15:11:37.743
9	37.282	+0.326	15:12:15.025
10	37.056	+0.100	15:12:52.081
11	37.112	+0.156	15:13:29.193
12	37.275	+0.319	15:14:06.468
13	37.095	+0.139	15:14:43.563
14	37.088	+0.132	15:15:20.651
15	37.131	+0.175	15:15:57.782
16	37.685	+0.729	15:16:35.467
17	37.239	+0.283	15:17:12.706
18	37.252	+0.296	15:17:49.958
19	<b>36.956</b>		15:18:26.914
20	37.260	+0.304	15:19:04.174

Lap	Lap Tm	Diff	Time of Day
<b>(67) Argo Tamm</b>			
1	40.981	+3.696	15:07:16.489
2	39.008	+1.723	15:07:55.497
3	38.046	+0.761	15:08:33.543
4	38.295	+1.010	15:09:11.838
5	37.933	+0.648	15:09:49.771
6	37.367	+0.082	15:10:27.138
7	<b>37.285</b>		15:11:04.423
8	37.334	+0.049	15:11:41.757
9	37.524	+0.239	15:12:19.281
10	37.503	+0.218	15:12:56.784
11	37.790	+0.505	15:13:34.574
12	37.599	+0.314	15:14:12.173
13	37.472	+0.187	15:14:49.645
14	37.305	+0.020	15:15:26.950
15	37.522	+0.237	15:16:04.472
16	37.615	+0.330	15:16:42.087
17	37.726	+0.441	15:17:19.813
18	37.950	+0.665	15:17:57.763
19	37.587	+0.302	15:18:35.350
20	38.083	+0.798	15:19:13.433

Organizer: Saduküla KSP Posted at:

Officialised at:

Orbits

Clerk of the Course: Ants Reinumägi

Secretary of race: Ingrid Kiiver-Riisman

Official Timing: EAL Timing

Printed: 21.06.2011 13:52:03

# RAHA 24 Eesti MV III etapp kardispordis

## Lapchart

Rotax Max DD2; Rotax Max DD2 Masters; KZ2

Kuningamäe karting circuit 0,850 Km

Rotax Max DD2, Rotax Max DD2 Masters - final race - 20 laps

18.06.2011 15:05

Race (20 Laps) started at 15:06:34

Competitors	Laps																				
	0	1	2	3	4	5	6	7	8	9	10	11	12	13	14	15	16	17	18	19	20
Tõnis Liigmann (11)	1	11	11	11	11	11	11	11	11	11	11	11	11	11	11	11	11	11	11	11	11
Georg Vann (621)	2	621	621	621	46	621	621	621	621	621	621	621	621	621	621	621	621	621	621	621	621
Kenneth Hildebrand (46)	3	46	46	46	621	46	46	46	46	46	46	46	46	46	46	46	46	46	46	46	46
Mihkel Maltna (3)	4	3	16	16	16	16	16	16	16	16	16	16	16	16	16	16	16	16	16	16	14
Mario Haugas (16)	5	16	14	14	14	14	3	3	3	3	3	3	14	14	14	14	14	14	14	14	16
Antti Rammo (14)	6	14	3	3	3	3	14	14	14	14	14	14	3	3	3	3	3	3	3	3	3
Eke Nurm (64)	7	64	2	2	2	2	2	2	2	2	2	2	2	2	2	2	64	64	2	2	2
Mario Vendla (2)	8	2	64	64	64	64	64	64	64	64	64	64	64	64	64	2	2	64	64	64	64
Conrad Hildebrand (34)	9	34	34	34	34	34	34	34	34	12	12	12	12	12	12	12	12	12	12	12	12
Bruno Paabort (88)	10	88	88	88	88	88	88	88	88	12	34	34	34	34	34	34	34	34	34	34	34
Vitalijus Gudzenko (619)	11	619	60	60	60	60	12	12	12	88	88	88	88	88	88	88	88	88	88	88	88
Priit Sei (60)	12	60	619	619	12	12	60	60	60	60	60	60	60	60	60	60	60	60	60	60	60
Ott Krigul (7)	13	7	67	7	619	7	7	7	7	7	7	7	7	7	7	7	7	7	7	7	7
Argo Tamm (67)	14	67	7	12	7	619	619	619	619	619	619	619	619	619	619	619	619	619	619	619	619
Anton Zaytsev (12)	15	12	12	67	67	67	67	67	67	67	67	67	67	67	67	67	67	67	67	67	67
Heigo Hummel (55)	16	55	55	55	55	55	55	55	55	55	55	55	55	55	55	55	55	55	55	55	55




**RAHA 24 Eesti MV III etapp kardisportis**

Rotax Max DD2; Rotax Max DD2 Masters; KZ2

Kuningamäe karting circuit 0,850 Km

Rotax DD2, Rotax Masters - laupäeva parimate ringiaegade paremus järjestus



Pos	No.	Name	Nat	Entrant/Race Team	Overall BestTm	Diff	Gap In Session
1	46	Kenneth Hildebrand	SWE	AGS Racing	36.307		Rotax Max DD2, Rotax Max DD2 Maste
2	621	Georg Vann	EST	R24 Motorsport	36.311	0.004	0.004 Rotax Max DD2, Rotax Max DD2 Maste
3	14	Antti Rammo	EST	Vihur Team	36.325	0.018	0.014 Rotax Max DD2, Rotax Max DD2 Maste
4	11	Tõnis Liigmann	EST	Max Racing	36.377	0.070	0.052 Rotax Max DD2, Rotax Max DD2 Maste
5	3	Mihkel Maltna	EST	Aix Racing	36.402	0.095	0.025 Rotax Max DD2, Rotax Max DD2 Maste
6	16	Mario Haugas	EST	Aix Racing	36.409	0.102	0.007 Rotax Max DD2, Rotax Max DD2 Maste
7	2	Mario Vendla	EST	Kartdagö	36.428	0.121	0.019 Rotax Max DD2, Rotax Max DD2 Maste
8	12	Anton Zaytsev	UKR	Max Racing	36.579	0.272	0.151 Rotax Max DD2, Rotax Max DD2 Maste
9	64	Eke Nurm	EST	AGS Racing	36.593	0.286	0.014 Rotax Max DD2, Rotax Max DD2 Maste
10	34	Conrad Hildebrand	SWE	R24 Motorsport	36.816	0.509	0.223 Rotax Max DD2, Rotax Max DD2 Maste
11	88	Bruno Paabort	EST	Talvar Racing	36.902	0.595	0.086 Rotax Max DD2, Rotax Max DD2 Maste
12	60	Priit Sei	EST	Talvar Racing	36.956	0.649	0.054 Rotax Max DD2, Rotax Max DD2 Maste
13	7	Ott Krigul	EST	R24 Motorsport	37.061	0.754	0.105 Rotax Max DD2, Rotax Max DD2 Maste
14	619	Vitalijus Gudzenko	LTU	RKV Racing	37.066	0.759	0.005 Rotax Max DD2, Rotax Max DD2 Maste
15	67	Argo Tamm	EST	Max Racing	37.266	0.959	0.200 Rotax Max DD2, Rotax Max DD2 Maste
16	55	Heigo Hummel	EST	R24 Motorsport	39.221	2.914	1.955 Rotax Max DD2, Rotax Max DD2 Maste

## RAHA 24 Eesti MV III etapp kardispordis

Rotax Max DD2; Rotax Max DD2 Masters; KZ2

Kuningamäe karting circuit 0,850 Km

Rotax Masters - kokkuvõte

Pos	No.	Name	Nat	Entrant/Race Team	Make	R1.	R2.	Total points
1	64	Eke Nurm	EST	AGS Racing	Maddox / Rotax 125 / Mojo	15	30	45
2	88	Bruno Paabort	EST	Talvar Racing	Energy / Rotax 125 / Mojo	12	24	36
3	60	Priit Sei	EST	Talvar Racing	Intrepid / Rotax 125 / Mojo	9	20	29
4	619	Vitalijus Gudzenko	LTU	RKV Racing	Maranello / Rotax 125 / Mojo	10	18	28
5	67	Argo Tamm	EST	Max Racing	CRG / Rotax 125 / Mojo	8	16	24
6	55	Heigo Hummel	EST	R24 Motorsport	Tony Kart / Rotax 125 / Mojo	7	14	21

**Rotax Masters Eesti MV kardispordis 2011**

2011

Pos	No.	Name	Total	Diff	Gap	#1			#2			#3		
						R1	R2	Total	R1	R2	Total	R1	R2	Total
<b>1</b>	64	Eke Num	<b>129</b>	0	0	15	24	<b>39</b>	15	30	<b>45</b>	15	30	<b>45</b>
<b>2</b>	67	Argo Tamm	<b>84</b>	45	45	10	18	<b>28</b>	12	20	<b>32</b>	8	16	<b>24</b>
<b>3</b>	60	Priit Sei	<b>82</b>	47	2	9	20	<b>29</b>	8	16	<b>24</b>	9	20	<b>29</b>
<b>4</b>	77	Eiki Lehiste	<b>75</b>	54	7	12	30	<b>42</b>	9	24	<b>33</b>	x	x	<b>x</b>
<b>5</b>	88	Bruno Paabot	<b>64</b>	65	11	x	x	<b>x</b>	10	18	<b>28</b>	12	24	<b>36</b>
<b>6</b>	55	Heigo Hummel	<b>45</b>	84	19	8	16	<b>24</b>	0	0	<b>0</b>	7	14	<b>21</b>
<b>7</b>	619	Vitalijus Gudzenko	<b>28</b>	101	17	x	x	<b>x</b>	x	x	<b>x</b>	10	18	<b>28</b>

**Event Legend**

<b>#1</b>	<b>7.05.2011</b>	RAHA 24 Eesti MV I etapp kardispordis - Rapla	<b>#3</b>	<b>18.06.2011</b>	RAHA 24 Eesti MV III etapp kardispordis - Põltsa
<b>#2</b>	<b>21.05.2011</b>	RAHA 24 Eesti MV II etapp kardispordis - Aravete			