



B3 Autorent Võiduajamine 2011
Audru Circuit, Pärnu, Estonia
18.06.2011

Estonian Racing Championship
Baltic Racing Championship
Latvian Racing Championship

Timing and results by EAL Timing



<http://www.mylaps.ee>





One lap distance: 2173 m

Track records:

Juniors

1:03.560 (123,077 km/h) Steven Puust, EST, Erki Sport, Toyota Yaris 18.06.2011 (RACE)

1:03.831 (122,555 km/h) Tristan Viidas, EST, RL Racing, BMW 325i 18.06.2011 (QUALIFY)

1:04.100 (122,041 km/h) Tristan Viidas, EST, RL Racing, BMW 325i 18.06.2011 (PRACTICE)

Latvian National

1:03.506 (123,182 km/h) Vitalijs Kalmi, LAT, BMW 320, E36 28.06.2009 (RACE)

1:05.151 (120,072 km/h) Didzis Pope, LAT, Venta Racing, VW Golf III, 18.06.2011
(PRACTICE)

BMW 325 Cup

1:03.281 (123,620 km/h) Ruve Veski, EST, Erki Sport, BMW 325i, E36 18.06.2011 (RACE)

1:03.178 (123,822 km/h) Indrek Nilson, EST, Erki Sport, BMW 325i, E36 19.06.2010
(QUALIFY)

1:03.437 (123,316 km/h) Ruve Veski, EST, M.K.E Motorsport, BMW 325i, E36 19.06.2010
(PRACTICE)

Super 1600

1:00.606 (130,680 km/h) Raimo Kulli, EST, Liiwi Racing, VW Golf III 14.08.2005 (RACE)

1:00.935 (128,379 km/h) Kaspar Aruvee, EST, A2 Racing, Lada 2101 09.07.2010 (QUALIFY)

1:00.521 (130,864 km/h) Raimo Kulli, EST, Liiwi Racing, VW Golf III 03.07.2005 (PRACTICE)

Super B2000

59.458 (131,569 km/h) Uldis Timaks, LAT, Venta Racing, Opel Astra 18.06.2011 (RACE)

58.930 (132,747 km/h) Marcis Birkens, LAT, Papa`s Racing, Honda Civic Type R 19.06.2010
(QUALIFY)

1:00.071 (130,226 km/h) Uldis Timaks, LAT, Opel Astra 18.06.2011 (PRACTICE)

Baltic Open

59.317 (131,881 km/h) Arunas Grankas, LTU, M Rally Team, Honda Civic Type R 18.06.2011
(RACE)

59.641 (131,165 km/h) Arunas Grankas, LTU, M Rally Team, Honda Civic Type R 19.06.2010
(QUALIFY)

1:00.165 (135,826 km/h) Arturs Ribko, LAT, BMW 27.06.2008 (PRACTICE)

Formula Baltic

50.404 (157,130 km/h) Jegor Popov, EST, Saksa Auto AMK, Dallara F394 14.08.2005 (RACE)

50.326 (157,374 km/h) Jegor Popov, EST, Saksa Auto AMK, Dallara F394 13.08.2005
(QUALIFY)

50.906 (153,601 km/h) Jegor Popov, EST, Saksa Auto AMK, Dallara F394 10.06.2006
(PRACTICE)

B3 Autorent Võiduajamine `11 ERC,LRC,BRC

Sorted on Best Lap time

BMW 325

Audru circuit 2,173 Km

BMW 325 - free practice, 15 minutes

18.06.2011 09:50

Practice started at 9:50:44

Pos	No.	Name	Nat	Make	Entrant/Race Team	Best Tm	Diff	Gap	In Lap	Laps	Best Speed
1	96	Marek Saar	EST	BMW 325i	A2 Racing	1:03.527			7	13	123,141
2	77	Raimo Kulli	EST	BMW 325i	Forss Racing	1:03.608	0.081	0.081	5	6	122,985
3	88	Ruve Veski	EST	BMW 325i	Erki Sport	1:03.692	0.165	0.084	8	12	122,822
4	99	Indrek Nilson	EST	BMW 325i	Erki Sport	1:03.843	0.316	0.151	6	12	122,532
5	98	Keijo Kaasik	EST	BMW 325i	Forss Racing	1:04.040	0.513	0.197	8	11	122,155
6	84	Taavi Klooren	EST	BMW 325i	RL Racing	1:04.188	0.661	0.148	6	11	121,873
7	82	Kristo Krinpus	EST	BMW 325i	RL Racing	1:04.241	0.714	0.053	6	11	121,773
8	95	Allan Tigane	EST	BMW 325i	Vineda Racing	1:04.338	0.811	0.097	8	9	121,589
9	71	Tõnis Hommik	EST	BMW 325i	ProRex Racing	1:04.451	0.924	0.113	3	8	121,376
10	87	Peep Pihotalo	EST	BMW 325i	A2 Racing	1:04.671	1.144	0.220	6	12	120,963
11	74	Rene Vinnal	EST	BMW 325i	ProRex Racing	1:04.860	1.333	0.189	3	12	120,611
12	91	Raido Ivalo	EST	BMW 325i	RL Racing	1:05.172	1.645	0.312	11	11	120,033
13	89	Henri Kalmist	EST	BMW 325i	A2 Racing	1:05.382	1.855	0.210	9	11	119,648
14	92	Teet Nurmeoja	EST	BMW 325i	ProRex Racing	1:06.540	3.013	1.158	9	11	117,565
15	83	Kersti Lang	EST	BMW 325i	RL Racing	1:06.555	3.028	0.015	6	10	117,539
16	70	Margus Pihlak	EST	BMW 325i	ProRex Racing	1:06.571	3.044	0.016	3	5	117,511
17	75	Ruben Lend	EST	BMW 325i	Vineda Racing				0	1	-

B3 Autorent Võiduajamine `11 ERC,LRC,BRC

BMW 325

Audru circuit 2,173 Km

BMW 325 - free practice, 15 minutes

18.06.2011 09:50

Practice started at 9:50:44

Lap	Lap Tm	Diff	Time of Day
(96) Marek Saar			
1	1:12.730	+9.203	9:53:04.247
2	1:06.993	+3.466	9:54:11.240
3	1:04.720	+1.193	9:55:15.960
4	1:04.332	+0.805	9:56:20.292
5	1:03.653	+0.126	9:57:23.945
6	1:04.117	+0.590	9:58:28.062
7	1:03.527		9:59:31.589
8	1:03.835	+0.308	10:00:35.424
9	1:03.650	+0.123	10:01:39.074
10	1:04.088	+0.561	10:02:43.162
11	1:04.078	+0.551	10:03:47.240
12	1:03.805	+0.278	10:04:51.045
13	1:03.729	+0.202	10:05:54.774

(77) Raimo Kulli			
1	1:11.951	+8.343	9:52:35.689
2	1:04.149	+0.541	9:53:39.838
3	1:03.798	+0.190	9:54:43.636
4	1:03.621	+0.013	9:55:47.257
5	1:03.608		9:56:50.865
p6	1:35.502	+31.894	9:58:26.367

(88) Ruve Veski			
1	1:18.931	+15.239	9:54:05.413
2	1:04.189	+0.497	9:55:09.602
3	1:03.853	+0.161	9:56:13.455
4	1:03.854	+0.162	9:57:17.309
5	1:04.602	+0.910	9:58:21.911
6	1:04.273	+0.581	9:59:26.184
7	1:04.352	+0.660	10:00:30.536
8	1:03.692		10:01:34.228
9	1:04.020	+0.328	10:02:38.248
10	1:03.915	+0.223	10:03:42.163
11	1:03.905	+0.213	10:04:46.068
12	1:03.832	+0.140	10:05:49.900

(99) Indrek Nilson			
1	1:27.201	+23.358	9:54:15.769
2	1:05.297	+1.454	9:55:21.066
3	1:04.125	+0.282	9:56:25.191
4	1:03.852	+0.009	9:57:29.043
5	1:03.982	+0.139	9:58:33.025
6	1:03.843		9:59:36.868
7	1:03.934	+0.091	10:00:40.802
8	1:04.354	+0.511	10:01:45.156
9	1:04.252	+0.409	10:02:49.408
10	1:04.158	+0.315	10:03:53.566
11	1:04.511	+0.668	10:04:58.077
12	1:04.095	+0.252	10:06:02.172

(98) Keijo Kaasik			
1	1:12.276	+8.236	9:52:38.726
2	1:04.602	+0.562	9:53:43.328
3	1:04.408	+0.368	9:54:47.736
4	1:04.592	+0.552	9:55:52.328
5	1:04.295	+0.255	9:56:56.623
6	1:04.473	+0.433	9:58:01.096
7	1:04.285	+0.245	9:59:05.381
8	1:04.040		10:00:09.421
9	1:04.984	+0.944	10:01:14.405
10	1:07.437	+3.397	10:02:21.842
11	1:04.813	+0.773	10:03:26.655

(84) Taavi Klooren			
---------------------------	--	--	--

(82) Kristo Krinpus			
1	1:14.163	+9.975	9:53:03.316
2	1:07.349	+3.161	9:54:10.665
p3	2:22.206	+11.8018	9:56:32.871
4	1:15.556	+11.368	9:57:48.427
5	1:05.277	+1.089	9:58:53.704
6	1:04.188		9:59:57.892
7	1:06.398	+2.210	10:01:04.290
8	1:04.913	+0.725	10:02:09.203
9	1:05.241	+1.053	10:03:14.444
10	1:06.121	+1.933	10:04:20.565
11	1:05.741	+1.553	10:05:26.306

(82) Kristo Krinpus			
1	1:19.703	+15.462	9:54:24.999
2	1:07.987	+3.746	9:55:32.986
3	1:12.314	+8.073	9:56:45.300
4	1:04.899	+0.658	9:57:50.199
5	1:05.875	+1.634	9:58:56.074
6	1:04.241		10:00:00.315
7	1:05.798	+1.557	10:01:06.113
8	1:04.534	+0.293	10:02:10.647
9	1:04.446	+0.205	10:03:15.093
10	1:04.669	+0.428	10:04:19.762
11	1:04.458	+0.217	10:05:24.220

(95) Allan Tigane			
1	1:12.950	+8.612	9:52:41.604
2	1:05.671	+1.333	9:53:47.275
3	1:04.832	+0.494	9:54:52.107
4	1:04.358	+0.020	9:55:56.465
5	1:04.761	+0.423	9:57:01.226
6	1:05.611	+1.273	9:58:06.837
7	1:04.795	+0.457	9:59:11.632
8	1:04.338		10:00:15.970
9	1:12.946	+8.608	10:01:28.916

(71) Tõnis Hommik			
1	1:25.776	+21.325	9:53:57.378
2	1:05.337	+0.886	9:55:02.715
3	1:04.451		9:56:07.166
4	1:09.409	+4.958	9:57:16.575
5	1:05.102	+0.651	9:58:21.677
6	1:05.645	+1.194	9:59:27.322
7	1:05.341	+0.890	10:00:32.663
8	1:07.579	+3.128	10:01:40.242

(87) Peep Pihotalo			
1	1:19.634	+14.963	9:53:30.339
2	1:07.188	+2.517	9:54:37.527
3	1:05.304	+0.633	9:55:42.831
4	1:05.424	+0.753	9:56:48.255
5	1:05.257	+0.586	9:57:53.512
6	1:04.671		9:58:58.183
7	1:04.735	+0.064	10:00:02.918
8	1:04.733	+0.062	10:01:07.651
9	1:06.418	+1.747	10:02:14.069
10	1:05.830	+1.159	10:03:19.899
11	1:04.791	+0.120	10:04:24.690
12	1:04.814	+0.143	10:05:29.504

(74) Rene Vinnal			
1	1:20.927	+16.067	9:53:59.295
2	1:06.271	+1.411	9:55:05.566
3	1:04.860		9:56:10.426
4	1:05.698	+0.838	9:57:16.124
5	1:04.900	+0.040	9:58:21.024

(91) Raido Ivalo			
1	1:04.894	+0.034	9:59:25.918
2	1:06.150	+1.290	10:00:32.068
3	1:05.191	+0.331	10:01:37.259
4	1:05.203	+0.343	10:02:42.462
5	1:06.443	+1.583	10:03:48.905
6	1:05.051	+0.191	10:04:53.956
7	1:04.984	+0.124	10:05:58.940

(91) Raido Ivalo			
1	1:34.711	+29.539	9:54:17.270
2	1:12.586	+7.414	9:55:29.856
3	1:05.878	+0.706	9:56:35.734
4	1:06.513	+1.341	9:57:42.247
5	1:05.743	+0.571	9:58:47.990
6	1:05.581	+0.409	9:59:53.571
7	1:05.648	+0.476	10:00:59.219
8	1:05.598	+0.426	10:02:04.817
9	1:05.608	+0.436	10:03:10.425
10	1:05.375	+0.203	10:04:15.800
11	1:05.172		10:05:20.972

(89) Henri Kalmist			
1	1:17.544	+12.162	9:54:09.282
2	1:06.183	+0.801	9:55:15.465
3	1:08.776	+3.394	9:56:24.241
4	1:07.380	+1.998	9:57:31.621
5	1:05.537	+0.155	9:58:37.158
6	1:05.601	+0.219	9:59:42.759
7	1:05.681	+0.299	10:00:48.440
8	1:06.210	+0.828	10:01:54.650
9	1:05.382		10:03:00.032
10	1:05.638	+0.256	10:04:05.670
11	1:05.670	+0.288	10:05:11.340

(92) Teet Nurmeoja			
1	1:22.765	+16.225	9:53:01.450
2	1:13.972	+7.432	9:54:15.422
3	1:11.854	+5.314	9:55:27.276
4	1:07.374	+0.834	9:56:34.650
5	1:08.462	+1.922	9:57:43.112
6	1:07.360	+0.820	9:58:50.472
7	1:06.961	+0.421	9:59:57.433
8	1:09.784	+3.244	10:01:07.217
9	1:06.540		10:02:13.757
10	1:09.024	+2.484	10:03:22.781
11	1:10.442	+3.902	10:04:33.223

(83) Kersti Lang			
1	1:36.371	+29.816	9:55:30.788
2	1:08.858	+2.303	9:56:39.646
3	1:07.709	+1.154	9:57:47.355
4	1:10.085	+3.530	9:58:57.440
5	1:08.232	+1.677	10:00:05.672
6	1:06.555		10:01:12.227
7	1:07.143	+0.588	10:02:19.370
8	1:06.650	+0.095	10:03:26.020
9	1:09.778	+3.223	10:04:35.798
10	1:06.959	+0.404	10:05:42.757

(70) Margus Pihlak			
1	1:35.096	+28.525	9:58:44.006
2	1:08.450	+1.879	9:59:52.456
3	1:06.571		10:00:59.027
4	1:10.330	+3.759	10:02:09.357
5	1:11.544	+4.973	10:03:20.901

B3 Autorent Võiduajamine ` 11 ERC,LRC,BRC

BMW 325 Audru circuit 2,173 Km
 BMW 325 - free practice, 15 minutes 18.06.2011 09:50
 Practice started at 9:50:44

Lap	Lap Tm	Diff	Time of Day	Lap	Lap Tm	Diff	Time of Day	Lap	Lap Tm	Diff	Time of Day
<i>(75) Ruben Lend</i>											
1	2:12.488	-3:58:42.287	10:07:25.879								

B3 Autorent Võiduajamine ` 11 ERC,LRC,BRC

Sorted on Best Lap time

BMW 325

Audru circuit 2,173 Km

BMW 325 - qualification, 20 minutes

18.06.2011 12:00

Qualifying started at 12:00:55

Pos	No.	Name	Nat	Make	Entrant/Race Team	Best Tm	Diff	Gap	In Lap	Laps	Best Speed
1	77	Raimo Kulli	EST	BMW 325i	Forss Racing	1:03.378			15	15	123,431
2	88	Ruve Veski	EST	BMW 325i	Erki Sport	1:03.451	0.073	0.073	14	15	123,289
3	99	Indrek Nilson	EST	BMW 325i	Erki Sport	1:03.848	0.470	0.397	7	17	122,522
4	98	Keijo Kaasik	EST	BMW 325i	Forss Racing	1:03.935	0.557	0.087	14	16	122,356
5	95	Allan Tigane	EST	BMW 325i	Vineda Racing	1:04.014	0.636	0.079	6	10	122,205
6	96	Marek Saar	EST	BMW 325i	A2 Racing	1:04.056	0.678	0.042	17	17	122,124
7	82	Kristo Krinpus	EST	BMW 325i	RL Racing	1:04.118	0.740	0.062	17	18	122,006
8	87	Peep Pihotalo	EST	BMW 325i	A2 Racing	1:04.188	0.810	0.070	17	17	121,873
9	71	Tõnis Hommik	EST	BMW 325i	ProRex Racing	1:04.458	1.080	0.270	6	12	121,363
10	84	Taavi Klooren	EST	BMW 325i	RL Racing	1:04.553	1.175	0.095	15	17	121,184
11	91	Raido Ivalo	EST	BMW 325i	RL Racing	1:04.616	1.238	0.063	11	12	121,066
12	70	Margus Pihlak	EST	BMW 325i	ProRex Racing	1:04.778	1.400	0.162	14	14	120,763
13	74	Rene Vinnal	EST	BMW 325i	ProRex Racing	1:04.797	1.419	0.019	3	16	120,728
14	89	Henri Kalmist	EST	BMW 325i	A2 Racing	1:05.583	2.205	0.786	10	15	119,281
15	92	Teet Nurmeoja	EST	BMW 325i	ProRex Racing	1:05.995	2.617	0.412	5	16	118,536
16	83	Kersti Lang	EST	BMW 325i	RL Racing	1:06.231	2.853	0.236	12	16	118,114
17	75	Ruben Lend	EST	BMW 325i	Vineda Racing	1:07.318	3.940	1.087	4	7	116,207

Announcements

nr. 88 - hoiatus. pitlane väljasõidu koha eiramine

nr. 89 - hoiatus. pitlane väljasõidu koha eiramine

Race organizer: A2 Management Posted at:

Officialised at:

Orbits

Chief Steward of the meeting: Raul Koov

Secretary of race: Piret Koov

Official timing & results: EAL Timing

Printed: 21.06.2011 18:53:18

B3 Autorent Võiduajamine `11 ERC,LRC,BRC

BMW 325

Audru circuit 2,173 Km

BMW 325 - qualification, 20 minutes

18.06.2011 12:00

Qualifying started at 12:00:55

Lap	Lap Tm	Diff	Time of Day
(77) Raimo Kulli			
1	1:14.765	+11.387	12:02:33.725
2	1:04.804	+1.426	12:03:38.529
3	1:04.775	+1.397	12:04:43.304
4	1:04.996	+1.618	12:05:48.300
5	1:04.172	+0.794	12:06:52.472
6	1:04.001	+0.623	12:07:56.473
7	1:04.083	+0.705	12:09:00.556
8	1:03.868	+0.490	12:10:04.424
9	1:03.534	+0.156	12:11:07.958
p10	1:29.900	+26.522	12:12:37.858
11	2:31.117	+1:27.739	12:15:08.975
12	1:03.536	+0.158	12:16:12.511
13	1:05.327	+1.949	12:17:17.838
14	1:03.635	+0.257	12:18:21.473
15	1:03.378		12:19:24.851

Lap	Lap Tm	Diff	Time of Day
(88) Ruve Veski			
1	1:33.912	+30.461	12:04:18.962
2	1:04.343	+0.892	12:05:23.305
3	1:04.199	+0.748	12:06:27.504
4	1:03.892	+0.441	12:07:31.396
5	1:03.791	+0.340	12:08:35.187
6	1:03.977	+0.526	12:09:39.164
7	1:03.922	+0.471	12:10:43.086
8	1:04.142	+0.691	12:11:47.228
9	1:03.891	+0.440	12:12:51.119
p10	1:28.353	+24.902	12:14:19.472
11	2:07.536	+1:04.085	12:16:27.008
12	1:04.278	+0.827	12:17:31.286
13	1:04.370	+0.919	12:18:35.656
14	1:03.451		12:19:39.107
15	1:03.694	+0.243	12:20:42.801

Lap	Lap Tm	Diff	Time of Day
(99) Indrek Nilson			
1	1:12.347	+8.499	12:03:31.271
2	1:06.182	+2.334	12:04:37.453
3	1:04.531	+0.683	12:05:41.984
4	1:04.345	+0.497	12:06:46.329
5	1:04.302	+0.454	12:07:50.631
6	1:04.035	+0.187	12:08:54.666
7	1:03.848		12:09:58.514
8	1:04.215	+0.367	12:11:02.729
9	1:05.520	+1.672	12:12:08.249
10	1:10.171	+6.323	12:13:18.420
11	1:04.233	+0.385	12:14:22.653
12	1:04.321	+0.473	12:15:26.974
13	1:04.978	+1.130	12:16:31.952
14	1:04.703	+0.855	12:17:36.655
15	1:04.619	+0.771	12:18:41.274
16	1:04.734	+0.886	12:19:46.008
17	1:06.692	+2.844	12:20:52.700

Lap	Lap Tm	Diff	Time of Day
(98) Keijo Kaasik			
1	1:13.832	+9.897	12:02:34.656
2	1:05.045	+1.110	12:03:39.701
3	1:04.450	+0.515	12:04:44.151
4	1:05.125	+1.190	12:05:49.276
5	1:04.033	+0.098	12:06:53.309
6	1:04.075	+0.140	12:07:57.384
7	1:04.450	+0.515	12:09:01.834
p8	1:35.952	+32.017	12:10:37.786
9	2:05.802	+1:01.867	12:12:43.588
10	1:07.001	+3.066	12:13:50.589
11	1:04.901	+0.966	12:14:55.490

Lap	Lap Tm	Diff	Time of Day
p12	1:29.377	+25.442	12:16:24.867
13	1:14.268	+10.333	12:17:39.135
14	1:03.935		12:18:43.070
15	1:04.275	+0.340	12:19:47.345
16	1:04.965	+1.030	12:20:52.310

Lap	Lap Tm	Diff	Time of Day
(95) Allan Tigane			
1	1:17.751	+13.737	12:03:14.737
2	1:17.322	+13.308	12:04:32.059
3	1:04.699	+0.685	12:05:36.758
4	1:07.512	+3.498	12:06:44.270
5	1:04.404	+0.390	12:07:48.674
6	1:04.014		12:08:52.688
7	1:05.027	+1.013	12:09:57.715
8	1:12.285	+8.271	12:11:10.000
9	1:06.000	+1.986	12:12:16.000
10	1:09.587	+5.573	12:13:25.587

Lap	Lap Tm	Diff	Time of Day
(96) Marek Saar			
1	1:13.013	+8.957	12:03:00.311
2	1:05.434	+1.378	12:04:05.745
3	1:04.318	+0.262	12:05:10.063
4	1:04.670	+0.614	12:06:14.733
5	1:04.485	+0.429	12:07:19.218
6	1:04.411	+0.355	12:08:23.629
7	1:04.617	+0.561	12:09:28.246
8	1:04.150	+0.094	12:10:32.396
9	1:04.641	+0.585	12:11:37.037
10	1:05.662	+1.606	12:12:42.699
11	1:05.140	+1.084	12:13:47.839
12	1:04.659	+0.603	12:14:52.498
13	1:05.032	+0.976	12:15:57.530
14	1:04.641	+0.585	12:17:02.171
15	1:04.870	+0.814	12:18:07.041
16	1:05.547	+1.491	12:19:12.588
17	1:04.056		12:20:16.644

Lap	Lap Tm	Diff	Time of Day
(82) Kristo Krinpus			
1	1:18.470	+14.352	12:02:36.166
2	1:11.425	+7.307	12:03:47.591
3	1:04.616	+0.498	12:04:52.207
4	1:05.852	+1.734	12:05:58.059
5	1:04.320	+0.202	12:07:02.379
6	1:04.815	+0.697	12:08:07.194
7	1:04.521	+0.403	12:09:11.715
8	1:04.431	+0.313	12:10:16.146
9	1:06.523	+2.405	12:11:22.669
10	1:04.418	+0.300	12:12:27.087
11	1:06.431	+2.313	12:13:33.518
12	1:04.316	+0.198	12:14:37.834
13	1:04.195	+0.077	12:15:42.029
14	1:04.255	+0.137	12:16:46.284
15	1:04.847	+0.729	12:17:51.131
16	1:04.459	+0.341	12:18:55.590
17	1:04.118		12:19:59.708
18	1:04.832	+0.714	12:21:04.540

Lap	Lap Tm	Diff	Time of Day
(87) Peep Pihotalo			
1	1:13.569	+9.381	12:02:45.000
2	1:05.935	+1.747	12:03:50.935
3	1:05.183	+0.995	12:04:56.118
4	1:05.014	+0.826	12:06:01.132
5	1:04.572	+0.384	12:07:05.704
6	1:04.436	+0.248	12:08:10.140
7	1:05.348	+1.160	12:09:15.488
8	1:04.424	+0.236	12:10:19.912

Lap	Lap Tm	Diff	Time of Day
9	1:04.844	+0.656	12:11:24.756
10	1:04.902	+0.714	12:12:29.658
11	1:04.729	+0.541	12:13:34.387
12	1:23.230	+19.042	12:14:57.617
13	1:09.614	+5.426	12:16:07.231
14	1:04.556	+0.368	12:17:11.787
15	1:05.052	+0.864	12:18:16.839
16	1:04.593	+0.405	12:19:21.432
17	1:04.188		12:20:25.620

Lap	Lap Tm	Diff	Time of Day
(71) Tõnis Hommik			
1	1:16.502	+12.044	12:02:59.463
2	1:06.978	+2.520	12:04:06.441
3	1:04.646	+0.188	12:05:11.087
4	1:05.035	+0.577	12:06:16.122
5	1:05.196	+0.738	12:07:21.318
6	1:04.458		12:08:25.776
p7	1:32.476	+28.018	12:09:58.252
8	2:37.959	+1:33.501	12:12:36.211
9	1:04.494	+0.036	12:13:40.705
10	1:04.641	+0.183	12:14:45.346
11	1:15.741	+11.283	12:16:01.087
12	1:04.989	+0.531	12:17:06.076

Lap	Lap Tm	Diff	Time of Day
(84) Taavi Klooren			
1	1:11.425	+6.872	12:02:36.804
2	1:07.141	+2.588	12:03:43.945
3	1:04.894	+0.341	12:04:48.839
4	1:04.761	+0.208	12:05:53.600
p5	1:27.987	+23.434	12:07:21.587
6	1:56.088	+51.535	12:09:17.675
7	1:05.485	+0.932	12:10:23.160
8	1:04.706	+0.153	12:11:27.866
9	1:05.028	+0.475	12:12:32.894
10	1:04.655	+0.102	12:13:37.549
11	1:04.910	+0.357	12:14:42.459
12	1:04.897	+0.344	12:15:47.356
13	1:05.596	+1.043	12:16:52.952
14	1:04.956	+0.403	12:17:57.908
15	1:04.553		12:19:02.461
16	1:05.880	+1.327	12:20:08.341
17	1:04.721	+0.168	12:21:13.062

Lap	Lap Tm	Diff	Time of Day
(91) Raido Ivalo			
1	1:13.358	+8.742	12:03:02.428
2	1:05.810	+1.194	12:04:08.238
3	1:05.282	+0.666	12:05:13.520
4	1:05.591	+0.975	12:06:19.111
5	1:07.014	+2.398	12:07:26.125
6	1:05.174	+0.558	12:08:31.299
7	1:05.390	+0.774	12:09:36.689
8	1:07.598	+2.982	12:10:44.287
9	1:04.638	+0.022	12:11:48.925
10	1:05.036	+0.420	12:12:53.961
11	1:04.616		12:13:58.577
12	1:11.589	+6.973	12:15:10.166

Lap	Lap Tm	Diff	Time of Day
(70) Margus Pihlak			
1	1:29.560	+24.782	12:04:25.515
2	1:08.337	+3.559	12:05:33.852
3	1:06.940	+2.162	12:06:40.792
4	1:05.462	+0.684	12:07:46.254
5	1:05.560	+0.782	12:08:51.814
6	1:05.373	+0.595	12:09:57.187
7	1:05.183	+0.405	12:11:02.370
8	1:05.470	+0.692	12:12:07.840

B3 Autorent Võiduajamine `11 ERC,LRC,BRC

BMW 325

Audru circuit 2,173 Km

BMW 325 - qualification, 20 minutes

18.06.2011 12:00

Qualifying started at 12:00:55

Lap	Lap Tm	Diff	Time of Day
9	1:05.277	+0.499	12:13:13.117
10	1:05.067	+0.289	12:14:18.184
11	1:04.989	+0.211	12:15:23.173
p12	1:28.437	+23.659	12:16:51.610
13	2:43.928	+1:39.150	12:19:35.538
14	1:04.778		12:20:40.316

(74) Rene Vinnal

Lap	Lap Tm	Diff	Time of Day
1	1:16.824	+12.027	12:04:41.947
2	1:09.674	+4.877	12:05:51.621
3	1:04.797		12:06:56.418
4	1:05.138	+0.341	12:08:01.556
5	1:05.326	+0.529	12:09:06.882
6	1:04.907	+0.110	12:10:11.789
7	1:05.766	+0.969	12:11:17.555
8	1:05.129	+0.332	12:12:22.684
9	1:04.903	+0.106	12:13:27.587
10	1:05.316	+0.519	12:14:32.903
11	1:05.391	+0.594	12:15:38.294
12	1:05.206	+0.409	12:16:43.500
13	1:05.111	+0.314	12:17:48.611
14	1:04.902	+0.105	12:18:53.513
15	1:07.526	+2.729	12:20:01.039
16	1:06.139	+1.342	12:21:07.178

(89) Henri Kalmist

Lap	Lap Tm	Diff	Time of Day
1	1:33.541	+27.958	12:04:20.141
2	1:07.953	+2.370	12:05:28.094
3	1:06.142	+0.559	12:06:34.236
4	1:06.146	+0.563	12:07:40.382
5	1:06.659	+1.076	12:08:47.041
6	1:05.946	+0.363	12:09:52.987
7	1:06.107	+0.524	12:10:59.094
8	1:06.398	+0.815	12:12:05.492
9	1:05.721	+0.138	12:13:11.213
10	1:05.583		12:14:16.796
p11	1:25.583	+20.000	12:15:42.379
12	2:13.822	+1:08.239	12:17:56.201
13	1:05.898	+0.315	12:19:02.099
14	1:07.420	+1.837	12:20:09.519
15	1:05.776	+0.193	12:21:15.295

(92) Teet Nurmeoja

Lap	Lap Tm	Diff	Time of Day
1	1:23.133	+17.138	12:03:26.306
2	1:08.256	+2.261	12:04:34.562
3	1:06.508	+0.513	12:05:41.070
4	1:08.981	+2.986	12:06:50.051
5	1:05.995		12:07:56.046
6	1:08.462	+2.467	12:09:04.508
7	1:06.331	+0.336	12:10:10.839
8	1:07.132	+1.137	12:11:17.971
9	1:06.963	+0.968	12:12:24.934
10	1:06.863	+0.868	12:13:31.797
11	1:08.261	+2.266	12:14:40.058
12	1:06.755	+0.760	12:15:46.813
13	1:07.922	+1.927	12:16:54.735
14	1:13.864	+7.869	12:18:08.599
15	1:06.435	+0.440	12:19:15.034
16	1:06.371	+0.376	12:20:21.405

(83) Kersti Lang

Lap	Lap Tm	Diff	Time of Day
1	1:15.591	+9.360	12:02:53.826
2	1:07.056	+0.825	12:04:00.882
3	1:06.707	+0.476	12:05:07.589
4	1:06.370	+0.139	12:06:13.959
5	1:13.111	+6.880	12:07:27.070

Lap	Lap Tm	Diff	Time of Day
6	1:06.960	+0.729	12:08:34.030
7	1:07.929	+1.698	12:09:41.959
8	1:06.401	+0.170	12:10:48.360
9	1:07.315	+1.084	12:11:55.675
10	1:06.966	+0.735	12:13:02.641
11	1:06.888	+0.657	12:14:09.529
12	1:06.231		12:15:15.760
13	1:07.817	+1.586	12:16:23.577
14	1:06.464	+0.233	12:17:30.041
15	1:08.672	+2.441	12:18:38.713
16	1:06.760	+0.529	12:19:45.473

(75) Ruben Lend

Lap	Lap Tm	Diff	Time of Day
1	1:16.195	+8.877	12:03:30.908
2	1:11.909	+4.591	12:04:42.817
3	1:09.546	+2.228	12:05:52.363
4	1:07.318		12:06:59.681
5	1:08.302	+0.984	12:08:07.983
6	1:08.576	+1.258	12:09:16.559
7	1:09.234	+1.916	12:10:25.793

B3 Autorent Võiduajamine `11 ERC,LRC,BRC

BMW 325

Audru circuit 2,173 Km

BMW 325 - qualification, 20 minutes

18.06.2011 12:00

Qualifying started at 12:00:55

POLE POSITION

Rolling Start

1

1

77 Raimo Kulli
1:03.378
BMW 325i

2

88 Ruve Veski
1:03.451
BMW 325i

2

3

99 Indrek Nilson
1:03.848
BMW 325i

4

98 Keijo Kaasik
1:03.935
BMW 325i

3

5

95 Allan Tigane
1:04.014
BMW 325i

6

96 Marek Saar
1:04.056
BMW 325i

4

7

82 Kristo Krinpus
1:04.118
BMW 325i

8

87 Peep Pihotalo
1:04.188
BMW 325i

5

9

71 Tõnis Hommik
1:04.458
BMW 325i

10

84 Taavi Klooren
1:04.553
BMW 325i

6

11

91 Raido Ivalo
1:04.616
BMW 325i

12

70 Margus Pihlak
1:04.778
BMW 325i

7

13

74 Rene Vinnal
1:04.797
BMW 325i

14

89 Henri Kalmist
1:05.583
BMW 325i

8

15

92 Teet Nurmeoja
1:05.995
BMW 325i

16

83 Kersti Lang
1:06.231
BMW 325i

9

17

75 Ruben Lend
1:07.318
BMW 325i

B3 Autorent Võiduajamine `11 ERC,LRC,BRC

Sorted on Laps

BMW 325

Audru circuit 2,173 Km

BMW 325 - 1st race, 15 laps

18.06.2011 15:25

Race started at 15:26:02

Pos	No.	Name	Nat	Make	Entrant/Race Team	Laps	Total Tm	Diff	Gap	In Lap	Best Tm	Best Speed	Points
1	77	Raimo Kulli	EST	BMW 325i	Forss Racing	15	15:58.716			6	1:03.318	123,548	30
2	88	Ruve Veski	EST	BMW 325i	Erki Sport	15	16:01.025	2.309	2.309	6	1:03.543	123,110	25
3	98	Keijo Kaasik	EST	BMW 325i	Forss Racing	15	16:05.843	7.127	4.818	6	1:03.822	122,572	21
4	99	Indrek Nilson	EST	BMW 325i	Erki Sport	15	16:12.964	14.248	7.121	6	1:04.123	121,997	18
5	95	Allan Tigane	EST	BMW 325i	Vineda Racing	15	16:15.649	16.933	2.685	2	1:04.222	121,809	16
6	96	Marek Saar	EST	BMW 325i	A2 Racing	15	16:16.668	17.952	1.019	13	1:04.355	121,557	15
7	71	Tõnis Hommik	EST	BMW 325i	ProRex Racing	15	16:18.698	19.982	2.030	5	1:04.230	121,794	14
8	74	Rene Vinnal	EST	BMW 325i	ProRex Racing	15	16:28.149	29.433	9.451	7	1:04.783	120,754	13
9	70	Margus Pihlak	EST	BMW 325i	ProRex Racing	15	16:28.734	30.018	0.585	13	1:04.781	120,758	12
10	87	Peep Pihotalo	EST	BMW 325i	A2 Racing	15	16:29.609	30.893	0.875	8	1:04.339	121,587	11
11	91	Raido Ivalo	EST	BMW 325i	RL Racing	15	16:30.635	31.919	1.026	14	1:04.556	121,179	10
12	82	Kristo Krinpus	EST	BMW 325i	RL Racing	15	16:31.051	32.335	0.416	14	1:03.741	122,728	9
13	92	Teet Nurmeoja	EST	BMW 325i	ProRex Racing	15	16:47.393	48.677	16.342	11	1:05.496	119,439	8
14	89	Henri Kalmist	EST	BMW 325i	A2 Racing	15	16:48.372	49.656	0.979	5	1:05.730	119,014	7
15	83	Kersti Lang	EST	BMW 325i	RL Racing	15	16:58.093	59.377	9.721	11	1:05.308	119,783	6
Not classified (75% = 12 Laps)													
	84	Taavi Klooren	EST	BMW 325i	RL Racing	6	6:47.120	9 Laps	9 Laps	2	1:05.215	119,954	0
DNS	75	Ruben Lend	EST	BMW 325i	Vineda Racing		0.000	DNS	6 Laps	0	-	-	0

Margin of Victory	Avg. Speed	Best Lap Tm	Best Spd	Best Lap by
2.309	122,395	1:03.318	123,548	77 - Raimo Kulli

Race organizer: A2 Management Posted at:

Officialised at:

Orbits

Chief Steward of the meeting: Raul Koov

Secretary of race: Piret Koov

Official timing & results: EAL Timing

B3 Autorent Võiduajamine `11 ERC,LRC,BRC

BMW 325

Audru circuit 2,173 Km

BMW 325 - 1st race, 15 laps

18.06.2011 15:25

Race started at 15:26:02

Lap	Lap Tm	Diff	Time of Day
<u>(77) Raimo Kulli</u>			
1	1:05.289	+1.971	15:27:08.121
2	1:03.994	+0.676	15:28:12.115
3	1:03.558	+0.240	15:29:15.673
4	1:03.596	+0.278	15:30:19.269
5	1:03.698	+0.380	15:31:22.967
6	1:03.318		15:32:26.285
7	1:03.791	+0.473	15:33:30.076
8	1:03.726	+0.408	15:34:33.802
9	1:03.816	+0.498	15:35:37.618
10	1:03.987	+0.669	15:36:41.605
11	1:03.871	+0.553	15:37:45.476
12	1:03.972	+0.654	15:38:49.448
13	1:03.486	+0.168	15:39:52.934
14	1:03.824	+0.506	15:40:56.758
15	1:04.790	+1.472	15:42:01.548

<u>(88) Ruve Veski</u>			
1	1:05.470	+1.927	15:27:08.463
2	1:04.217	+0.674	15:28:12.680
3	1:03.686	+0.143	15:29:16.366
4	1:03.917	+0.374	15:30:20.283
5	1:03.694	+0.151	15:31:23.977
6	1:03.543		15:32:27.520
7	1:03.799	+0.256	15:33:31.319
8	1:03.785	+0.242	15:34:35.104
9	1:03.917	+0.374	15:35:39.021
10	1:04.052	+0.509	15:36:43.073
11	1:03.999	+0.456	15:37:47.072
12	1:03.729	+0.186	15:38:50.801
13	1:03.833	+0.290	15:39:54.634
14	1:04.314	+0.771	15:40:58.948
15	1:04.909	+1.366	15:42:03.857

<u>(98) Keijo Kaasik</u>			
1	1:05.464	+1.642	15:27:09.111
2	1:04.405	+0.583	15:28:13.516
3	1:03.985	+0.163	15:29:17.501
4	1:04.220	+0.398	15:30:21.721
5	1:04.006	+0.184	15:31:25.727
6	1:03.822		15:32:29.549
7	1:04.128	+0.306	15:33:33.677
8	1:04.101	+0.279	15:34:37.778
9	1:04.082	+0.260	15:35:41.860
10	1:04.306	+0.484	15:36:46.166
11	1:04.248	+0.426	15:37:50.414
12	1:04.152	+0.330	15:38:54.566
13	1:04.165	+0.343	15:39:58.731
14	1:04.695	+0.873	15:41:03.426
15	1:05.249	+1.427	15:42:08.675

<u>(99) Indrek Nilson</u>			
1	1:05.633	+1.510	15:27:09.355
2	1:04.508	+0.385	15:28:13.863
3	1:04.407	+0.284	15:29:18.270
4	1:04.163	+0.040	15:30:22.433
5	1:04.205	+0.082	15:31:26.638
6	1:04.123		15:32:30.761
7	1:04.536	+0.413	15:33:35.297
8	1:04.545	+0.422	15:34:39.842
9	1:04.480	+0.357	15:35:44.322
10	1:04.808	+0.685	15:36:49.130
11	1:04.757	+0.634	15:37:53.887
12	1:05.312	+1.189	15:38:59.199
13	1:04.650	+0.527	15:40:03.849

Lap	Lap Tm	Diff	Time of Day
14	1:05.303	+1.180	15:41:09.152
15	1:06.644	+2.521	15:42:15.796

<u>(95) Allan Tigane</u>			
1	1:08.692	+4.470	15:27:13.045
2	1:04.222		15:28:17.267
3	1:04.787	+0.565	15:29:22.054
4	1:04.258	+0.036	15:30:26.312
5	1:05.084	+0.862	15:31:31.396
6	1:04.602	+0.380	15:32:35.998
7	1:04.865	+0.643	15:33:40.863
8	1:04.728	+0.506	15:34:45.591
9	1:04.553	+0.331	15:35:50.144
10	1:04.705	+0.483	15:36:54.849
11	1:04.451	+0.229	15:37:59.300
12	1:04.655	+0.433	15:39:03.955
13	1:05.010	+0.788	15:40:08.965
14	1:04.696	+0.474	15:41:13.661
15	1:04.820	+0.598	15:42:18.481

<u>(96) Marek Saar</u>			
1	1:09.039	+4.684	15:27:13.492
2	1:05.306	+0.951	15:28:18.798
3	1:04.671	+0.316	15:29:23.469
4	1:04.547	+0.192	15:30:28.016
5	1:05.345	+0.990	15:31:33.361
6	1:04.631	+0.276	15:32:37.992
7	1:04.499	+0.144	15:33:42.491
8	1:04.616	+0.261	15:34:47.107
9	1:04.441	+0.086	15:35:51.548
10	1:04.575	+0.220	15:36:56.123
11	1:04.925	+0.570	15:38:01.048
12	1:04.392	+0.037	15:39:05.440
13	1:04.355		15:40:09.795
14	1:04.843	+0.488	15:41:14.638
15	1:04.862	+0.507	15:42:19.500

<u>(71) Tõnis Hommik</u>			
1	1:08.696	+4.466	15:27:14.386
2	1:05.419	+1.189	15:28:19.805
3	1:06.302	+2.072	15:29:26.107
4	1:05.389	+1.159	15:30:31.496
5	1:04.230		15:31:35.726
6	1:04.260	+0.030	15:32:39.986
7	1:04.558	+0.328	15:33:44.544
8	1:04.652	+0.422	15:34:49.196
9	1:04.453	+0.223	15:35:53.649
10	1:04.582	+0.352	15:36:58.231
11	1:04.571	+0.341	15:38:02.802
12	1:04.464	+0.234	15:39:07.266
13	1:04.335	+0.105	15:40:11.601
14	1:04.987	+0.757	15:41:16.588
15	1:04.942	+0.712	15:42:21.530

<u>(74) Rene Vinnal</u>			
1	1:09.306	+4.523	15:27:15.321
2	1:05.959	+1.176	15:28:21.280
3	1:05.118	+0.335	15:29:26.398
4	1:06.501	+1.718	15:30:32.899
5	1:05.096	+0.313	15:31:37.995
6	1:04.973	+0.190	15:32:42.968
7	1:04.783		15:33:47.751
8	1:05.146	+0.363	15:34:52.897
9	1:05.677	+0.894	15:35:58.574
10	1:05.221	+0.438	15:37:03.795
11	1:06.035	+1.252	15:38:09.830

Lap	Lap Tm	Diff	Time of Day
12	1:05.180	+0.397	15:39:15.010
13	1:05.129	+0.346	15:40:20.139
14	1:05.029	+0.246	15:41:25.168
15	1:05.813	+1.030	15:42:30.981

<u>(70) Margus Pihlak</u>			
1	1:09.532	+4.751	15:27:15.023
2	1:06.982	+2.201	15:28:22.005
3	1:05.629	+0.848	15:29:27.634
4	1:06.210	+1.429	15:30:33.844
5	1:05.812	+1.031	15:31:39.656
6	1:05.000	+0.219	15:32:44.656
7	1:05.341	+0.560	15:33:49.997
8	1:06.090	+1.309	15:34:56.087
9	1:04.807	+0.026	15:36:00.894
10	1:05.234	+0.453	15:37:06.128
11	1:05.133	+0.352	15:38:11.261
12	1:05.211	+0.430	15:39:16.472
13	1:04.781		15:40:21.253
14	1:04.952	+0.171	15:41:26.205
15	1:05.361	+0.580	15:42:31.566

<u>(87) Peep Pihotalo</u>			
1	1:10.743	+6.404	15:27:15.753
2	1:07.038	+2.699	15:28:22.791
3	1:05.463	+1.124	15:29:28.254
4	1:05.961	+1.622	15:30:34.215
5	1:05.978	+1.639	15:31:40.193
6	1:09.426	+5.087	15:32:49.619
7	1:04.923	+0.584	15:33:54.542
8	1:04.339		15:34:58.881
9	1:04.572	+0.233	15:36:03.453
10	1:04.861	+0.522	15:37:08.314
11	1:04.658	+0.319	15:38:12.972
12	1:04.365	+0.026	15:39:17.337
13	1:04.659	+0.320	15:40:21.996
14	1:04.878	+0.539	15:41:26.874
15	1:05.567	+1.228	15:42:32.441

<u>(91) Raido Ivalo</u>			
1	1:10.884	+6.328	15:27:16.632
2	1:06.419	+1.863	15:28:23.051
3	1:05.718	+1.162	15:29:28.769
4	1:05.872	+1.316	15:30:34.641
5	1:05.883	+1.327	15:31:40.524
6	1:09.383	+4.827	15:32:49.907
7	1:05.070	+0.514	15:33:54.977
8	1:04.765	+0.209	15:34:59.742
9	1:05.011	+0.455	15:36:04.753
10	1:04.958	+0.402	15:37:09.711
11	1:05.248	+0.692	15:38:14.959
12	1:04.704	+0.148	15:39:19.663
13	1:04.563	+0.007	15:40:24.226
14	1:04.556		15:41:28.782
15	1:04.685	+0.129	15:42:33.467

<u>(82) Kristo Krinpus</u>			
1	1:09.168	+5.427	15:27:14.111
2	1:06.886	+3.145	15:28:20.997
3	1:05.911	+2.170	15:29:26.908
4	1:06.564	+2.823	15:30:33.472
5	1:05.885	+2.144	15:31:39.357
6	1:04.676	+0.935	15:32:44.033
7	1:04.216	+0.475	15:33:48.249
8	1:04.761	+1.020	15:34:53.010
9	1:04.512	+0.771	15:35:57.522

Race organizer: A2 Management Posted at:

Officialised at:

Orbits

Chief Steward of the meeting: Raul Koov

Secretary of race: Piret Koov

Official timing & results: EAL Timing

Printed: 21.06.2011 18:54:07

B3 Autorent Võiduajamine `11 ERC,LRC,BRC

BMW 325

Audru circuit 2,173 Km

BMW 325 - 1st race, 15 laps

18.06.2011 15:25

Race started at 15:26:02

Lap	Lap Tm	Diff	Time of Day
10	1:04.364	+0.623	15:37:01.886
11	1:14.727	+10.986	15:38:16.613
12	1:04.838	+1.097	15:39:21.451
13	1:04.009	+0.268	15:40:25.460
14	1:03.741		15:41:29.201
15	1:04.682	+0.941	15:42:33.883

(92) Teet Nurmeoja

1	1:11.776	+6.280	15:27:19.018
2	1:06.819	+1.323	15:28:25.837
3	1:06.505	+1.009	15:29:32.342
4	1:06.123	+0.627	15:30:38.465
5	1:06.006	+0.510	15:31:44.471
6	1:06.809	+1.313	15:32:51.280
7	1:07.814	+2.318	15:33:59.094
8	1:06.577	+1.081	15:35:05.671
9	1:05.745	+0.249	15:36:11.416
10	1:06.205	+0.709	15:37:17.621
11	1:05.496		15:38:23.117
12	1:06.287	+0.791	15:39:29.404
13	1:07.246	+1.750	15:40:36.650
14	1:07.102	+1.606	15:41:43.752
15	1:06.473	+0.977	15:42:50.225

(89) Henri Kalmist

1	1:10.816	+5.086	15:27:16.992
2	1:06.648	+0.918	15:28:23.640
3	1:06.094	+0.364	15:29:29.734
4	1:06.018	+0.288	15:30:35.752
5	1:05.730		15:31:41.482
6	1:08.759	+3.029	15:32:50.241
7	1:07.357	+1.627	15:33:57.598
8	1:06.597	+0.867	15:35:04.195
9	1:06.489	+0.759	15:36:10.684
10	1:06.117	+0.387	15:37:16.801
11	1:05.816	+0.086	15:38:22.617
12	1:06.246	+0.516	15:39:28.863
13	1:07.957	+2.227	15:40:36.820
14	1:08.640	+2.910	15:41:45.460
15	1:05.744	+0.014	15:42:51.204

(83) Kersti Lang

1	1:10.793	+5.485	15:27:17.935
2	1:06.620	+1.312	15:28:24.555
3	1:06.455	+1.147	15:29:31.010
4	1:06.199	+0.891	15:30:37.209
5	1:06.323	+1.015	15:31:43.532
6	1:07.257	+1.949	15:32:50.789
7	1:07.224	+1.916	15:33:58.013
8	1:06.881	+1.573	15:35:04.894
9	1:06.376	+1.068	15:36:11.270
10	1:07.090	+1.782	15:37:18.360
11	1:05.308		15:38:23.668
12	1:06.288	+0.980	15:39:29.956
13	1:07.298	+1.990	15:40:37.254
14	1:17.076	+11.768	15:41:54.330
15	1:06.595	+1.287	15:43:00.925

(84) Taavi Klooren

1	1:08.816	+3.601	15:27:14.116
2	1:05.215		15:28:19.331
3	1:06.089	+0.874	15:29:25.420
4	1:07.033	+1.818	15:30:32.453
5	1:07.562	+2.347	15:31:40.015
6	1:09.937	+4.722	15:32:49.952

B3 Autorent Võiduajamine `11 ERC,LRC,BRC

Lapchart


BMW 325

Audru circuit 2,173 Km

BMW 325 - 1st race, 15 laps

18.06.2011 15:25

Race started at 15:26:02



Competitors

	Laps															
	0	1	2	3	4	5	6	7	8	9	10	11	12	13	14	15
Raimo Kulli (77)	1	77	77	77	77	77	77	77	77	77	77	77	77	77	77	77
Ruve Veski (88)	2	88	88	88	88	88	88	88	88	88	88	88	88	88	88	88
Keijo Kaasik (98)	3	98	98	98	98	98	98	98	98	98	98	98	98	98	98	98
Indrek Nilson (99)	4	99	99	99	99	99	99	99	99	99	99	99	99	99	99	99
Allan Tigane (95)	5	95	95	95	95	95	95	95	95	95	95	95	95	95	95	95
Marek Saar (96)	6	96	96	96	96	96	96	96	96	96	96	96	96	96	96	96
Kristo Krinpus (82)	7	82	82	84	84	71	71	71	71	71	71	71	71	71	71	71
Peep Pihotalo (87)	8	87	84	71	71	84	74	74	74	74	82	82	74	74	74	74
Taavi Klooren (84)	9	84	71	82	74	74	82	82	82	82	74	74	70	70	70	70
Margus Pihlak (70)	10	70	70	74	82	82	70	70	70	70	70	87	87	87	87	87
Tõnis Hommik (71)	11	71	74	70	70	70	84	87	87	87	87	87	91	91	91	91
Raido Ivalo (91)	12	91	87	87	87	87	87	91	91	91	91	91	82	82	82	82
Rene Vinnal (74)	13	74	91	91	91	91	91	84	89	89	89	89	89	92	92	92
Henri Kalmist (89)	14	89	89	89	89	89	89	89	83	83	83	92	92	92	89	89
Kersti Lang (83)	15	83	83	83	83	83	83	83	92	92	92	83	83	83	83	83
Teet Nurmeoja (92)	16	92	92	92	92	92	92	92								
Ruben Lend (75)	17	75														

B3 Autorent Võiduajamine `11 ERC,LRC,BRC

Sorted on Laps

BMW 325

Audru circuit 2,173 Km

BMW 325 - 2nd race, 15 laps

18.06.2011 18:05

Race (15 Laps) started at 18:06:02

Pos	No.	Name	Nat	Make	Entrant/Race Team	Laps	Total Tm	Diff	Gap	In Lap	Best Tm	Best Speed	Points
1	77	Raimo Kulli	EST	BMW 325i	Forss Racing	15	15:55.977			7	1:03.455	123,281	30
2	88	Ruve Veski	EST	BMW 325i	Erki Sport	15	15:57.081	1.104	1.104	4	1:03.281	123,620	25
3	98	Keijo Kaasik	EST	BMW 325i	Forss Racing	15	16:04.012	8.035	6.931	8	1:03.879	122,463	21
4	82	Kristo Krinpus	EST	BMW 325i	RL Racing	15	16:05.987	10.010	1.975	10	1:03.936	122,354	18
5	71	Tõnis Hommik	EST	BMW 325i	ProRex Racing	15	16:10.930	14.953	4.943	4	1:03.810	122,595	16
6	99	Indrek Nilson	EST	BMW 325i	Erki Sport	15	16:12.447	16.470	1.517	6	1:04.068	122,102	15
7	95	Allan Tigane	EST	BMW 325i	Vineda Racing	15	16:13.143	17.166	0.696	11	1:04.108	122,025	14
8	96	Marek Saar	EST	BMW 325i	A2 Racing	15	16:16.100	20.123	2.957	3	1:04.275	121,708	13
9	74	Rene Vinnal	EST	BMW 325i	ProRex Racing	15	16:21.450	25.473	5.350	8	1:04.726	120,860	12
10	87	Peep Pihotalo	EST	BMW 325i	A2 Racing	15	16:22.107	26.130	0.657	8	1:04.463	121,353	11
11	91	Raido Ivalo	EST	BMW 325i	RL Racing	15	16:22.142	26.165	0.035	9	1:04.434	121,408	10
12	70	Margus Pihlak	EST	BMW 325i	ProRex Racing	15	16:24.475	28.498	2.333	8	1:04.418	121,438	9
13	89	Henri Kalmist	EST	BMW 325i	A2 Racing	15	16:35.829	39.852	11.354	8	1:05.418	119,582	8
14	83	Kersti Lang	EST	BMW 325i	RL Racing	15	16:43.281	47.304	7.452	11	1:05.844	118,808	7
15	75	Ruben Lend	EST	BMW 325i	Vineda Racing	15	16:47.317	51.340	4.036	13	1:05.568	119,308	6
16	92	Teet Nurmeoja	EST	BMW 325i	ProRex Racing	12	13:28.807	3 Laps	3 Laps	8	1:05.608	119,235	5

Not classified (75% = 12 Laps)

DNS	84	Taavi Klooren	EST	BMW 325i	RL Racing		0.000	DNS	12 Laps	0	-		0
-----	----	---------------	-----	----------	-----------	--	-------	-----	---------	---	---	--	---

Announcements

nr. 88 Ruve Veski - 4. ringil uus BMW 325 klassi rajarekord 1:03.281

Margin of Victory	Avg. Speed	Best Lap Tm	Best Spd	Best Lap by
1.104	122,746	1:03.281	123,620	88 - Ruve Veski

Race organizer: A2 Management Posted at:

Officialised at:

Orbits

Chief Steward of the meeting: Raul Koov

Secretary of race: Piret Koov

Official timing & results: EAL Timing

Printed: 21.06.2011 18:54:28

B3 Autorent Võiduajamine `11 ERC,LRC,BRC

BMW 325

Audru circuit 2,173 Km

BMW 325 - 2nd race, 15 laps

18.06.2011 18:05

Race (15 Laps) started at 18:06:02

Lap	Lap Tm	Diff	Time of Day
(77) Raimo Kulli			
1	1:05.166	+1.711	18:07:08.060
2	1:03.503	+0.048	18:08:11.563
3	1:03.457	+0.002	18:09:15.020
4	1:03.520	+0.065	18:10:18.540
5	1:03.459	+0.004	18:11:21.999
6	1:03.590	+0.135	18:12:25.589
7	1:03.455		18:13:29.044
8	1:03.571	+0.116	18:14:32.615
9	1:03.491	+0.036	18:15:36.106
10	1:03.572	+0.117	18:16:39.678
11	1:03.677	+0.222	18:17:43.355
12	1:03.758	+0.303	18:18:47.113
13	1:03.983	+0.528	18:19:51.096
14	1:03.974	+0.519	18:20:55.070
15	1:03.801	+0.346	18:21:58.871

Lap	Lap Tm	Diff	Time of Day
(88) Ruve Veski			
1	1:05.468	+2.187	18:07:08.676
2	1:03.539	+0.258	18:08:12.215
3	1:03.724	+0.443	18:09:15.939
4	1:03.281		18:10:19.220
5	1:03.937	+0.656	18:11:23.157
6	1:03.783	+0.502	18:12:26.940
7	1:03.417	+0.136	18:13:30.357
8	1:03.496	+0.215	18:14:33.853
9	1:03.849	+0.568	18:15:37.702
10	1:03.593	+0.312	18:16:41.295
11	1:03.984	+0.703	18:17:45.279
12	1:03.868	+0.587	18:18:49.147
13	1:03.724	+0.443	18:19:52.871
14	1:03.727	+0.446	18:20:56.598
15	1:03.377	+0.096	18:21:59.975

Lap	Lap Tm	Diff	Time of Day
(98) Keijo Kaasik			
1	1:06.081	+2.202	18:07:09.113
2	1:04.209	+0.330	18:08:13.322
3	1:04.023	+0.144	18:09:17.345
4	1:04.299	+0.420	18:10:21.644
5	1:04.030	+0.151	18:11:25.674
6	1:04.255	+0.376	18:12:29.929
7	1:04.065	+0.186	18:13:33.994
8	1:03.879		18:14:37.873
9	1:03.986	+0.107	18:15:41.859
10	1:04.396	+0.517	18:16:46.255
11	1:03.922	+0.043	18:17:50.177
12	1:04.200	+0.321	18:18:54.377
13	1:04.124	+0.245	18:19:58.501
14	1:04.111	+0.232	18:21:02.612
15	1:04.294	+0.415	18:22:06.906

Lap	Lap Tm	Diff	Time of Day
(82) Kristo Krinpus			
1	1:06.122	+2.186	18:07:09.725
2	1:04.621	+0.685	18:08:14.346
3	1:04.152	+0.216	18:09:18.498
4	1:04.442	+0.506	18:10:22.940
5	1:04.180	+0.244	18:11:27.120
6	1:04.040	+0.104	18:12:31.160
7	1:04.207	+0.271	18:13:35.367
8	1:04.296	+0.360	18:14:39.663
9	1:03.966	+0.030	18:15:43.629
10	1:03.936		18:16:47.565
11	1:04.344	+0.408	18:17:51.909
12	1:04.188	+0.252	18:18:56.097
13	1:04.432	+0.496	18:20:00.529

Lap	Lap Tm	Diff	Time of Day
14	1:03.972	+0.036	18:21:04.501
15	1:04.380	+0.444	18:22:08.881
(71) Tõnis Hommik			
1	1:06.851	+3.041	18:07:12.504
2	1:04.524	+0.714	18:08:17.028
3	1:03.889	+0.079	18:09:20.917
4	1:03.810		18:10:24.727
5	1:04.317	+0.507	18:11:29.044
6	1:04.495	+0.685	18:12:33.539
7	1:04.301	+0.491	18:13:37.840
8	1:04.089	+0.279	18:14:41.929
9	1:04.186	+0.376	18:15:46.115
10	1:03.981	+0.171	18:16:50.096
11	1:04.393	+0.583	18:17:54.489
12	1:03.931	+0.121	18:18:58.420
13	1:04.428	+0.618	18:20:02.848
14	1:06.792	+2.982	18:21:09.640
15	1:04.184	+0.374	18:22:13.824

Lap	Lap Tm	Diff	Time of Day
(99) Indrek Nilson			
1	1:05.611	+1.543	18:07:10.282
2	1:04.309	+0.241	18:08:14.591
3	1:04.233	+0.165	18:09:18.824
4	1:04.940	+0.872	18:10:23.764
5	1:04.178	+0.110	18:11:27.942
6	1:04.068		18:12:32.010
7	1:04.138	+0.070	18:13:36.148
8	1:04.203	+0.135	18:14:40.351
9	1:04.425	+0.357	18:15:44.776
10	1:04.137	+0.069	18:16:48.913
11	1:04.481	+0.413	18:17:53.394
12	1:04.376	+0.308	18:18:57.770
13	1:04.909	+0.841	18:20:02.679
14	1:07.504	+3.436	18:21:10.183
15	1:05.158	+1.090	18:22:15.341

Lap	Lap Tm	Diff	Time of Day
(95) Allan Tigane			
1	1:06.653	+2.545	18:07:10.777
2	1:04.665	+0.557	18:08:15.442
3	1:04.250	+0.142	18:09:19.692
4	1:04.518	+0.410	18:10:24.210
5	1:05.265	+1.157	18:11:29.475
6	1:04.559	+0.451	18:12:34.034
7	1:04.131	+0.023	18:13:38.165
8	1:04.415	+0.307	18:14:42.580
9	1:04.531	+0.423	18:15:47.111
10	1:05.123	+1.015	18:16:52.234
11	1:04.108		18:17:56.342
12	1:04.376	+0.268	18:19:00.718
13	1:04.750	+0.642	18:20:05.468
14	1:05.243	+1.135	18:21:10.711
15	1:05.326	+1.218	18:22:16.037

Lap	Lap Tm	Diff	Time of Day
(96) Marek Saar			
1	1:06.443	+2.168	18:07:12.882
2	1:05.462	+1.187	18:08:18.344
3	1:04.275		18:09:22.619
4	1:04.473	+0.198	18:10:27.092
5	1:04.510	+0.235	18:11:31.602
6	1:04.684	+0.409	18:12:36.286
7	1:04.802	+0.527	18:13:41.088
8	1:04.712	+0.437	18:14:45.800
9	1:04.901	+0.626	18:15:50.701
10	1:04.940	+0.665	18:16:55.641
11	1:04.513	+0.238	18:18:00.154

Lap	Lap Tm	Diff	Time of Day
12	1:04.460	+0.185	18:19:04.614
13	1:04.553	+0.278	18:20:09.167
14	1:04.927	+0.652	18:21:14.094
15	1:04.900	+0.625	18:22:18.994
(74) Rene Vinnal			
1	1:06.536	+1.810	18:07:13.416
2	1:05.147	+0.421	18:08:18.563
3	1:05.245	+0.519	18:09:23.808
4	1:05.103	+0.377	18:10:28.911
5	1:04.953	+0.227	18:11:33.864
6	1:05.051	+0.325	18:12:38.915
7	1:04.916	+0.190	18:13:43.831
8	1:04.726		18:14:48.557
9	1:05.084	+0.358	18:15:53.641
10	1:04.965	+0.239	18:16:58.606
11	1:04.840	+0.114	18:18:03.446
12	1:04.988	+0.262	18:19:08.434
13	1:05.259	+0.533	18:20:13.693
14	1:05.411	+0.685	18:21:19.104
15	1:05.240	+0.514	18:22:24.344

Lap	Lap Tm	Diff	Time of Day
(87) Peep Pihotalo			
1	1:06.845	+2.382	18:07:12.193
2	1:06.462	+1.999	18:08:18.655
3	1:06.413	+1.950	18:09:25.068
4	1:04.541	+0.078	18:10:29.609
5	1:05.016	+0.553	18:11:34.625
6	1:04.776	+0.313	18:12:39.401
7	1:05.331	+0.868	18:13:44.732
8	1:04.463		18:14:49.195
9	1:04.824	+0.361	18:15:54.019
10	1:05.044	+0.581	18:16:59.063
11	1:05.035	+0.572	18:18:04.098
12	1:04.910	+0.447	18:19:09.008
13	1:05.124	+0.661	18:20:14.132
14	1:05.353	+0.890	18:21:19.485
15	1:05.516	+1.053	18:22:25.001

Lap	Lap Tm	Diff	Time of Day
(91) Raido Ivalo			
1	1:08.232	+3.798	18:07:14.588
2	1:05.415	+0.981	18:08:20.003
3	1:05.806	+1.372	18:09:25.809
4	1:04.902	+0.468	18:10:30.711
5	1:05.804	+1.370	18:11:36.515
6	1:04.812	+0.378	18:12:41.327
7	1:04.823	+0.389	18:13:46.150
8	1:04.571	+0.137	18:14:50.721
9	1:04.434		18:15:55.155
10	1:04.845	+0.411	18:17:00.000
11	1:04.935	+0.501	18:18:04.935
12	1:04.759	+0.325	18:19:09.694
13	1:04.997	+0.563	18:20:14.691
14	1:05.409	+0.975	18:21:20.100
15	1:04.936	+0.502	18:22:25.036

Lap	Lap Tm	Diff	Time of Day
(70) Margus Pihlak			
1	1:07.419	+3.001	18:07:14.494
2	1:05.397	+0.979	18:08:19.891
3	1:05.500	+1.082	18:09:25.391
4	1:04.702	+0.284	18:10:30.093
5	1:06.639	+2.221	18:11:36.732
6	1:04.982	+0.564	18:12:41.714
7	1:05.030	+0.612	18:13:46.744
8	1:04.418		18:14:51.162
9	1:04.581	+0.163	18:15:55.743

B3 Autorent Võiduajamine `11 ERC,LRC,BRC

BMW 325

Audru circuit 2,173 Km

BMW 325 - 2nd race, 15 laps

18.06.2011 18:05

Race (15 Laps) started at 18:06:02

Lap	Lap Tm	Diff	Time of Day
10	1:05.687	+1.269	18:17:01.430
11	1:05.745	+1.327	18:18:07.175
12	1:05.253	+0.835	18:19:12.428
13	1:05.199	+0.781	18:20:17.627
14	1:04.860	+0.442	18:21:22.487
15	1:04.882	+0.464	18:22:27.369

(89) Henri Kalmist

1	1:08.691	+3.273	18:07:16.392
2	1:06.248	+0.830	18:08:22.640
3	1:05.848	+0.430	18:09:28.488
4	1:06.291	+0.873	18:10:34.779
5	1:06.780	+1.362	18:11:41.559
6	1:05.576	+0.158	18:12:47.135
7	1:05.704	+0.286	18:13:52.839
8	1:05.418		18:14:58.257
9	1:05.558	+0.140	18:16:03.815
10	1:05.928	+0.510	18:17:09.743
11	1:05.783	+0.365	18:18:15.526
12	1:05.900	+0.482	18:19:21.426
13	1:05.651	+0.233	18:20:27.077
14	1:05.862	+0.444	18:21:32.939
15	1:05.784	+0.366	18:22:38.723

(83) Kersti Lang

1	1:08.535	+2.691	18:07:16.058
2	1:06.019	+0.175	18:08:22.077
3	1:05.868	+0.024	18:09:27.945
4	1:06.384	+0.540	18:10:34.329
5	1:08.343	+2.499	18:11:42.672
6	1:06.631	+0.787	18:12:49.303
7	1:06.417	+0.573	18:13:55.720
8	1:06.272	+0.428	18:15:01.992
9	1:05.936	+0.092	18:16:07.928
10	1:06.523	+0.679	18:17:14.451
11	1:05.844		18:18:20.295
12	1:06.016	+0.172	18:19:26.311
13	1:06.312	+0.468	18:20:32.623
14	1:06.269	+0.425	18:21:38.892
15	1:07.283	+1.439	18:22:46.175

(75) Ruben Lend

1	1:09.798	+4.230	18:07:18.128
2	1:06.639	+1.071	18:08:24.767
3	1:07.153	+1.585	18:09:31.920
4	1:06.464	+0.896	18:10:38.384
5	1:06.056	+0.488	18:11:44.440
6	1:05.611	+0.043	18:12:50.051
7	1:07.769	+2.201	18:13:57.820
8	1:06.114	+0.546	18:15:03.934
9	1:05.856	+0.288	18:16:09.790
10	1:05.629	+0.061	18:17:15.419
11	1:06.402	+0.834	18:18:21.821
12	1:06.220	+0.652	18:19:28.041
13	1:05.568		18:20:33.609
14	1:05.911	+0.343	18:21:39.520
15	1:10.691	+5.123	18:22:50.211

(92) Teet Nurmeoja

1	1:09.717	+4.109	18:07:18.198
2	1:07.626	+2.018	18:08:25.824
3	1:06.275	+0.667	18:09:32.099
4	1:06.687	+1.079	18:10:38.786
5	1:06.508	+0.900	18:11:45.294
6	1:05.991	+0.383	18:12:51.285
7	1:05.955	+0.347	18:13:57.240

Lap	Lap Tm	Diff	Time of Day
8	1:05.608		18:15:02.848
9	1:06.713	+1.105	18:16:09.561
10	1:06.463	+0.855	18:17:16.024
11	1:06.474	+0.866	18:18:22.498
12	1:09.203	+3.595	18:19:31.701

Lap	Lap Tm	Diff	Time of Day
-----	--------	------	-------------

B3 Autorent Võiduajamine `11 ERC,LRC,BRC

Lapchart


BMW 325

Audru circuit 2,173 Km

BMW 325 - 2nd race, 15 laps

18.06.2011 18:05

Race (15 Laps) started at 18:06:02



Competitors


	Laps															
	0	1	2	3	4	5	6	7	8	9	10	11	12	13	14	15
Raimo Kulli (77)	1	77	77	77	77	77	77	77	77	77	77	77	77	77	77	77
Keijo Kaasik (98)	2	98	88	88	88	88	88	88	88	88	88	88	88	88	88	88
Ruve Veski (88)	3	88	98	98	98	98	98	98	98	98	98	98	98	98	98	98
Kristo Krinpus (82)	4	82	82	82	82	82	82	82	82	82	82	82	82	82	82	82
Allan Tigane (95)	5	95	99	99	99	99	99	99	99	99	99	99	99	99	99	71
Indrek Nilson (99)	6	99	95	95	95	95	71	71	71	71	71	71	71	71	71	99
Peep Pihotalo (87)	7	87	87	71	71	71	95	95	95	95	95	95	95	95	95	95
Tõnis Hommik (71)	8	71	71	96	96	96	96	96	96	96	96	96	96	96	96	96
Raido Ivalo (91)	9	91	96	74	74	74	74	74	74	74	74	74	74	74	74	74
Marek Saar (96)	10	96	74	87	87	87	87	87	87	87	87	87	87	87	87	87
Rene Vinnal (74)	11	74	70	70	70	70	91	91	91	91	91	91	91	91	91	91
Margus Pihlak (70)	12	70	91	91	91	91	70	70	70	70	70	70	70	70	70	70
Kersti Lang (83)	13	83	83	83	83	83	89	89	89	89	89	89	89	89	89	89
Henri Kalmist (89)	14	89	89	89	89	89	83	83	83	83	83	83	83	83	83	83
Ruben Lend (75)	15	75	75	75	75	75	75	92	92	92	92	75	75	75	75	75
Teet Nurmeoja (92)	16	92	92	92	92	92	92	92	75	75	75	92	92	92	92	92
Taavi Klooren (84)	17	84														

B3 Autorent Võiduajamine `11 ERC,LRC,BRC

BMW 325

Audru circuit 2,173 Km

BMW 325 - total



Pos	No.	Name	Entrant/Race Team	Make	R1.	R2.	Total points
1	77	Raimo Kulli	Forss Racing	BMW 325i	30	30	60
2	88	Ruve Veski	Erki Sport	BMW 325i	25	25	50
3	98	Keijo Kaasik	Forss Racing	BMW 325i	21	21	42
4	99	Indrek Nilson	Erki Sport	BMW 325i	18	15	33
5	71	Tõnis Hommik	ProRex Racing	BMW 325i	14	16	30
6	95	Allan Tigane	Vineda Racing	BMW 325i	16	14	30
7	96	Marek Saar	A2 Racing	BMW 325i	15	13	28
8	82	Kristo Krinpus	RL Racing	BMW 325i	9	18	27
9	74	Rene Vinnal	ProRex Racing	BMW 325i	13	12	25
10	87	Peep Pihotalo	A2 Racing	BMW 325i	11	11	22
11	70	Margus Pihlak	ProRex Racing	BMW 325i	12	9	21
12	91	Raido Ivalo	RL Racing	BMW 325i	10	10	20
13	89	Henri Kalmist	A2 Racing	BMW 325i	7	8	15
14	83	Kersti Lang	RL Racing	BMW 325i	6	7	13
15	92	Teet Nurmeoja	ProRex Racing	BMW 325i	8	5	13
16	75	Ruben Lend	Vineda Racing	BMW 325i	0	6	6
17	84	Taavi Klooren	RL Racing	BMW 325i	0	0	0