



**Summer Race '10**  
10-11. JUUNI



**SUMMER RACING**

**ESTONIAN RACING CHAMPIONSHIP  
FINNISH RACING CHAMPIONSHIP  
NEZ RACING CHAMPIONSHIP  
BALTIC SEA CUP**

**Summer Race 2010**


**Audru Circuit, Pärnu, Estonia  
09-10.07.2010**

**EAL** TIMING  
SPORTS TIMING

**MYLAPS**  
SPORTS TIMING

**Timing and Results by EAL Timing**

<http://autosport.mylaps.com>



**One lap distance:** 2173 m

**Track records:**

### **Nordic F-3 Masters**

11.08.2007 Jegor Popov, (Dallara 304) EST 50.019 RACE  
10.08.2007 Jesse Krohn, (Dallara 397) FIN 49.937 QUALIFY  
10.08.2007 Jegor Popov, (Dallara 304) EST 50.166 PRACTICE

### **Formula Renault 2,0**

29.06.2008 Jesse Krohn, FIN 50.054 RACE  
09.07.2010 Miika Kunranta, FIN 50.095 QUALIFY  
27.06.2008 Kevin Korjus, EST 50.181 PRACTICE

### **Formula Baltic**

14.08.2005 Jegor Popov, EST (Dallara 394) 50.404 RACE  
13.08.2005 Jegor Popov, EST (Dallara 394) 50.326 QUALIFY  
10.06.2006 Jegor Popov, EST (Dallara 394) 50.906 PRACTICE

### **NEZ GT Super Nordic**

09.08.2008 Pertti A. Kuismanen, FIN (Dodge Viper) 52.568 RACE  
09.07.2010 Petri Lappalainen, FIN (Porsche 911 GT3 R) 52.253 QUALIFY  
08.08.2008 Pertti A. Kuismanen, FIN (Dodge Viper) 52.917 PRACTICE

### **Formula Ford**

10.07.2010 Antti Buri, FIN 54.431 RACE  
09.07.2010 Antti Buri, FIN 54.067 QUALIFY  
09.07.2010 Antti Buri, FIN 54.992 PRACTICE

### **Super B2000**

10.07.2010 Uldis Timaks, LAT (Opel Astra) 59.464 RACE  
19.06.2010 Marcis Birkens, LAT (Honda Civic Type R) 58.930 QUALIFY  
09.07.2010 Uldis Timaks, LAT (Opel Astra) 1:00.460 PRACTICE

### **Super 1600**

14.08.2005 Raimo Kulli, EST (VW Golf III) 1:00.606 RACE  
09.07.2010 Kaspar Aruvee, EST (Lada 2101) 1:00.935 QUALIFY  
03.07.2005 Raimo Kulli, EST (VW Golf III) 1:00.521 PRACTICE

### **Honda Civic Type R - Honda Challenge**

09.07.2010 Alexander Antonov, RUS 1:00.020 RACE  
09.07.2010 Alexander Antonov, RUS 1:00.459 QUALIFY  
09.07.2010 Alexander Antonov, RUS 1:00.994 PRACTICE

### **BMW Xtreme**

09.07.2010 Heikki Liiri-Ralf Floman, FIN 1:02.520 RACE  
09.07.2010 Heikki Liiri-Ralf Floman, FIN 1:02.249 QUALIFY  
09.07.2010 Sami Grönthal-Jari Nuoramo, FIN 1:02.657 PRACTICE

### **Juniors**

12.07.2009 Martin Seppam, EST (VW Golf II) 1:04.135 RACE  
29.08.2009 Karl Raudsepp, EST (Honda Civic) 1:04.576 QUALIFY  
12.07.2009 Martin Seppam, EST (VW Golf II) 1:04.201 PRACTICE

### **BMW 325 Cup**

10.07.2010 Ruve Veski, EST (BMW 325, E36) 1:03.365 RACE  
19.06.2010 Indrek Nilson, EST (BMW 325, E36) 1:03.178 QUALIFY  
19.06.2010 Ruve Veski, EST (BMW 325, E36) 1:03.437 PRACTICE

### **V1600**

09.07.2010 Aku Pellinen, FIN (Alfa Romeo 147) 1:07.282 RACE  
09.07.2010 Aku Pellinen, FIN (Alfa Romeo 147) 1:06.326 QUALIFY  
09.07.2010 Aku Pellinen, FIN (Alfa Romeo 147) 1:06.458 PRACTICE

## Summer Race 2010 (FRC,ERC,NEZ RC,BS Cup)

Sorted on Best Lap time

Super 1600, Super B2000

Audru circuit 2,173 Km

Super 1600, Super B2000 - free practice

9.07.2010 09:40

Practice started at 9:46:30

Pos	No.	Name	Nat	Entrant/Race Team	Make	Best Tm	Diff	Gap	Laps	In Lap	Best Speed
1	11	Uldis Timaks	LAT		Opel Astra	1:00.460			7	4	129,388
2	1	Marcis Birkens	LAT	Papa`s Racing	Honda Civic Type R	1:00.691	0.231	0.231	10	3	128,896
3	44	Andres Hall	EST	A2 Racing	VW Golf IV	1:01.625	1.165	0.934	5	5	126,942
4	47	Toomas Sirg	EST	ProRex Racing	VW Golf III	1:02.031	1.571	0.406	10	9	126,111
5	42	Kaspar Aruvee	EST	A2 Racing	Lada 2101	1:02.188	1.728	0.157	10	7	125,793
6	46	Martin Seppam	EST	Saksa Auto AMK	VW Golf II	1:02.372	1.912	0.184	6	5	125,422
7	41	Raul Karu	EST	ProRex Racing	VW Golf II	1:02.983	2.523	0.611	6	5	124,205
8	51	Armands Keiss	LAT		VW Golf II	1:04.041	3.581	1.058	7	5	122,153
9	48	Meelis Annus	EST	A2 Racing	VW Golf II	1:04.608	4.148	0.567	10	9	121,081
10	9	Ernesta Globyte	LAT	Tva Racing	BMW 318	1:06.256	5.796	1.648	10	10	118,069
11	43	Stanislav Zhukov	RUS	Papa`s Racing	Honda Civic Type-R	1:07.785	7.325	1.529	4	4	115,406
12	14	Oleg Kvitka	RUS	M.K.E Motorsport	Honda Civic Type R				1	0	-

## Summer Race 2010 (FRC,ERC,NEZ RC,BS Cup)

Sorted on Best Lap time

Super 1600, Super B2000

Audru circuit 2,173 Km

Super 1600, Super B2000 - free practice

9.07.2010 09:40

Practice started at 9:46:30

Pos	No.	Name	Nat	Entrant/Race Team	Make	Best Tm	Diff	Gap	Laps	In Lap	Best Speed
Super 1600											
1	44	Andres Hall	EST	A2 Racing	VW Golf IV	1:01.625			5	5	126,942
2	47	Toomas Sirg	EST	ProRex Racing	VW Golf III	1:02.031	0.406	0.406	10	9	126,111
3	42	Kaspar Aruvee	EST	A2 Racing	Lada 2101	1:02.188	0.563	0.157	10	7	125,793
4	46	Martin Seppam	EST	Saksa Auto AMK	VW Golf II	1:02.372	0.747	0.184	6	5	125,422
5	41	Raul Karu	EST	ProRex Racing	VW Golf II	1:02.983	1.358	0.611	6	5	124,205
6	51	Armands Keiss	LAT		VW Golf II	1:04.041	2.416	1.058	7	5	122,153
7	48	Meelis Annus	EST	A2 Racing	VW Golf II	1:04.608	2.983	0.567	10	9	121,081
Super B2000											
1	11	Uldis Timaks	LAT		Opel Astra	1:00.460			7	4	129,388
2	1	Marcis Birkens	LAT	Papa`s Racing	Honda Civic Type R	1:00.691	0.231	0.231	10	3	128,896
3	9	Ernesta Globyte	LAT	Tva Racing	BMW 318	1:06.256	5.796	5.565	10	10	118,069
4	43	Stanislav Zhukov	RUS	Papa`s Racing	Honda Civic Type-R	1:07.785	7.325	1.529	4	4	115,406
5	14	Oleg Kvitka	RUS	M.K.E Motorsport	Honda Civic Type R				1	0	-

## Summer Race 2010 (FRC,ERC,NEZ RC,BS Cup)

Super 1600, Super B2000

Audru circuit 2,173 Km

Super 1600, Super B2000 - free practice

9.07.2010 09:40

Practice started at 9:46:30

Lap	Lap Tm	Diff	Time of Day
(11) Uldis Timaks			
1	1:26.095	+25.635	9:48:57.053
2	1:04.692	+4.232	9:50:01.745
3	1:01.250	+0.790	9:51:02.995
4	<b>1:00.460</b>		9:52:03.455
5	1:00.489	+0.029	9:53:03.944
6	1:01.362	+0.902	9:54:05.306
7	1:00.918	+0.458	9:55:06.224

Lap	Lap Tm	Diff	Time of Day
(1) Marcis Birkens			
1	1:29.415	+28.724	9:48:21.463
2	1:01.354	+0.663	9:49:22.817
3	<b>1:00.691</b>		9:50:23.508
4	1:01.873	+1.182	9:51:25.381
5	1:01.387	+0.696	9:52:26.768
6	1:01.328	+0.637	9:53:28.096
p7	1:21.898	+21.207	9:54:49.994
8	2:07.671	+1:06.980	9:56:57.665
9	1:00.935	+0.244	9:57:58.600
10	1:01.136	+0.445	9:58:59.736

Lap	Lap Tm	Diff	Time of Day
(44) Andres Hall			
1	1:37.973	+36.348	9:48:46.999
2	1:05.882	+4.257	9:49:52.881
3	1:04.122	+2.497	9:50:57.003
4	1:01.993	+0.368	9:51:58.996
5	<b>1:01.625</b>		9:53:00.621

Lap	Lap Tm	Diff	Time of Day
(47) Toomas Sirg			
1	1:59.611	+57.580	9:48:53.959
2	1:15.946	+13.915	9:50:09.905
3	1:08.742	+6.711	9:51:18.647
4	1:06.559	+4.528	9:52:25.206
5	1:05.332	+3.301	9:53:30.538
6	1:04.371	+2.340	9:54:34.909
7	1:13.831	+11.800	9:55:48.740
8	1:02.994	+0.963	9:56:51.734
9	<b>1:02.031</b>		9:57:53.765
10	1:02.542	+0.511	9:58:56.307

Lap	Lap Tm	Diff	Time of Day
(42) Kaspar Aruvee			
1	1:34.296	+32.108	9:48:45.487
2	1:06.460	+4.272	9:49:51.947
3	1:06.407	+4.219	9:50:58.354
4	1:03.097	+0.909	9:52:01.451
5	1:02.860	+0.672	9:53:04.311
6	1:03.989	+1.801	9:54:08.300
7	<b>1:02.188</b>		9:55:10.488
8	1:02.371	+0.183	9:56:12.859
9	1:05.323	+3.135	9:57:18.182
10	1:05.866	+3.678	9:58:24.048

Lap	Lap Tm	Diff	Time of Day
(46) Martin Seppam			
1	1:35.065	+32.693	9:48:48.087
2	1:05.204	+2.832	9:49:53.291
3	1:04.291	+1.919	9:50:57.582
4	1:02.918	+0.546	9:52:00.500
5	<b>1:02.372</b>		9:53:02.872
6	1:04.116	+1.744	9:54:06.988

Lap	Lap Tm	Diff	Time of Day
(41) Raul Karu			
1	1:56.769	+53.786	9:48:54.676
2	1:15.931	+12.948	9:50:10.607
3	1:07.320	+4.337	9:51:17.927
4	1:04.453	+1.470	9:52:22.380

Lap	Lap Tm	Diff	Time of Day
5	<b>1:02.983</b>		9:53:25.363
6	1:03.409	+0.426	9:54:28.772

Lap	Lap Tm	Diff	Time of Day
(51) Armands Keiss			
1	1:43.985	+39.944	9:49:05.947
2	1:06.205	+2.164	9:50:12.152
3	1:06.939	+2.898	9:51:19.091
4	1:04.956	+0.915	9:52:24.047
5	<b>1:04.041</b>		9:53:28.088
6	1:05.027	+0.986	9:54:33.115
7	1:19.492	+15.451	9:55:52.607

Lap	Lap Tm	Diff	Time of Day
(48) Meelis Annus			
1	1:38.905	+34.297	9:48:57.000
2	1:16.709	+12.101	9:50:13.709
3	1:13.987	+9.379	9:51:27.696
4	1:09.203	+4.595	9:52:36.899
5	1:06.751	+2.143	9:53:43.650
6	1:05.526	+0.918	9:54:49.176
7	1:07.071	+2.463	9:55:56.247
8	1:06.159	+1.551	9:57:02.406
9	<b>1:04.608</b>		9:58:07.014
10	1:05.623	+1.015	9:59:12.637

Lap	Lap Tm	Diff	Time of Day
(9) Ernesta Globyte			
1	1:30.317	+24.061	9:48:58.697
2	1:15.927	+9.671	9:50:14.624
3	1:08.583	+2.327	9:51:23.207
4	1:07.623	+1.367	9:52:30.830
5	1:06.541	+0.285	9:53:37.371
6	1:06.842	+0.586	9:54:44.213
7	1:07.811	+1.555	9:55:52.024
8	1:06.769	+0.513	9:56:58.793
9	1:06.737	+0.481	9:58:05.530
10	<b>1:06.256</b>		9:59:11.786

Lap	Lap Tm	Diff	Time of Day
(43) Stanislav Zhukov			
1	2:11.894	+1:04.109	9:49:01.969
2	1:13.242	+5.457	9:50:15.211
3	1:10.059	+2.274	9:51:25.270
4	<b>1:07.785</b>		9:52:33.055

Lap	Lap Tm	Diff	Time of Day
(14) Oleg Kvitka			
1	1:34.447	-3:59:20.328	9:48:20.308

## Summer Race 2010 (FRC,ERC,NEZ RC,BS Cup)

Sorted on Best Lap time

Super 1600, Super B2000

Audru circuit 2,173 Km

Super 1600, Super B2000 - qualification

9.07.2010 12:50

Qualifying started at 13:04:07

Pos	No.	Name	Nat	Entrant/Race Team	Make	Best Tm	Diff	Gap	Laps	In Lap	Best Speed
1	14	Oleg Kvitka	RUS	M.K.E Motorsport	Honda Civic Type R	59.396			7	7	131,706
2	1	Marcis Birkens	LAT	Papa`s Racing	Honda Civic Type R	59.726	0.330	0.330	11	3	130,978
3	11	Uldis Timaks	LAT		Opel Astra	59.907	0.511	0.181	8	4	130,582
4	42	Kaspar Aruvee	EST	A2 Racing	Lada 2101	1:00.935	1.539	1.028	8	8	128,379
5	47	Toomas Sirg	EST	ProRex Racing	VW Golf III	1:01.401	2.005	0.466	8	7	127,405
6	46	Martin Seppam	EST	Saksa Auto AMK	VW Golf II	1:02.053	2.657	0.652	10	9	126,066
7	44	Andres Hall	EST	A2 Racing	VW Golf IV	1:02.126	2.730	0.073	7	4	125,918
8	41	Raul Karu	EST	ProRex Racing	VW Golf II	1:02.941	3.545	0.815	6	6	124,288
9	48	Meelis Annus	EST	A2 Racing	VW Golf II	1:03.439	4.043	0.498	9	9	123,312
10	51	Armands Keiss	LAT		VW Golf II	1:04.354	4.958	0.915	5	3	121,559
11	9	Ernesta Globyte	LAT	Tva Racing	BMW 318	1:04.561	5.165	0.207	9	8	121,169
12	43	Stanislav Zhukov	RUS	Papa`s Racing	Honda Civic Type-R	1:13.234	13.838	8.673	11	10	106,819

## Summer Race 2010 (FRC,ERC,NEZ RC,BS Cup)

Sorted on Best Lap time

Super 1600, Super B2000

Audru circuit 2,173 Km

Super 1600, Super B2000 - qualification

9.07.2010 12:50

Qualifying started at 13:04:07

Pos	No.	Name	Nat	Entrant/Race Team	Make	Best Tm	Diff	Gap	Laps	In Lap	Best Speed
Super 1600											
1	42	Kaspar Aruvee	EST	A2 Racing	Lada 2101	1:00.935			8	8	128,379
2	47	Toomas Sirg	EST	ProRex Racing	VW Golf III	1:01.401	0.466	0.466	8	7	127,405
3	46	Martin Seppam	EST	Saksa Auto AMK	VW Golf II	1:02.053	1.118	0.652	10	9	126,066
4	44	Andres Hall	EST	A2 Racing	VW Golf IV	1:02.126	1.191	0.073	7	4	125,918
5	41	Raul Karu	EST	ProRex Racing	VW Golf II	1:02.941	2.006	0.815	6	6	124,288
6	48	Meelis Annus	EST	A2 Racing	VW Golf II	1:03.439	2.504	0.498	9	9	123,312
7	51	Armands Keiss	LAT		VW Golf II	1:04.354	3.419	0.915	5	3	121,559

Super B2000											
1	<b>14</b>	Oleg Kvitka	<b>RUS</b>	<b>M.K.E Motorsport</b>	<b>Honda Civic Type R</b>	59.396			7	7	131,706
2	1	Marcis Birkens	LAT	Papa`s Racing	Honda Civic Type R	59.726	0.330	0.330	11	3	130,978
3	11	Uldis Timaks	LAT		Opel Astra	59.907	0.511	0.181	8	4	130,582
4	9	Ernesta Globyte	LAT	Tva Racing	BMW 318	1:04.561	5.165	4.654	9	8	121,169
5	43	Stanislav Zhukov	RUS	Papa`s Racing	Honda Civic Type-R	1:13.234	13.838	8.673	11	10	106,819



## Summer Race 2010 (FRC,ERC,NEZ RC,BS Cup)

Super 1600, Super B2000

Audru circuit 2,173 Km

Super 1600, Super B2000 - qualification

9.07.2010 12:50

Qualifying started at 13:04:07

Lap	Lap Tm	Diff	Time of Day
<b>(14) Oleg Kvitka</b>			
1	1:56.152	+56.756	13:06:29.668
2	59.661	+0.265	13:07:29.329
3	59.706	+0.310	13:08:29.035
4	59.874	+0.478	13:09:28.909
p5	1:35.291	+35.895	13:11:04.200
6	4:09.617	+3:10.221	13:15:13.817
7	<b>59.396</b>		13:16:13.213

Lap	Lap Tm	Diff	Time of Day
<b>(1) Marcis Birkens</b>			
1	1:39.944	+40.218	13:06:05.664
2	1:00.174	+0.448	13:07:05.838
3	<b>59.726</b>		13:08:05.564
4	1:00.825	+1.099	13:09:06.389
5	59.843	+0.117	13:10:06.232
6	1:00.297	+0.571	13:11:06.529
7	1:00.122	+0.396	13:12:06.651
8	1:00.665	+0.939	13:13:07.316
9	1:00.197	+0.471	13:14:07.513
10	1:00.776	+1.050	13:15:08.289
p11	1:22.197	+22.471	13:16:30.486

Lap	Lap Tm	Diff	Time of Day
<b>(11) Uldis Timaks</b>			
1	1:25.344	+25.437	13:08:35.031
2	1:01.706	+1.799	13:09:36.737
3	1:00.981	+1.074	13:10:37.718
4	<b>59.907</b>		13:11:37.625
5	1:00.501	+0.594	13:12:38.126
6	1:06.323	+6.416	13:13:44.449
7	1:05.927	+6.020	13:14:50.376
8	1:00.736	+0.829	13:15:51.112

Lap	Lap Tm	Diff	Time of Day
<b>(42) Kaspar Aruvee</b>			
1	1:24.534	+23.599	13:08:37.550
2	1:02.479	+1.544	13:09:40.029
3	1:02.556	+1.621	13:10:42.585
4	1:01.361	+0.426	13:11:43.946
5	1:06.761	+5.826	13:12:50.707
6	1:07.622	+6.687	13:13:58.329
7	1:01.827	+0.892	13:15:00.156
8	<b>1:00.935</b>		13:16:01.091

Lap	Lap Tm	Diff	Time of Day
<b>(47) Toomas Sirg</b>			
1	1:48.105	+46.704	13:11:10.587
2	1:25.804	+24.403	13:12:36.391
3	1:03.069	+1.668	13:13:39.460
4	1:02.731	+1.330	13:14:42.191
5	1:01.647	+0.246	13:15:43.838
6	1:07.689	+6.288	13:16:51.527
7	<b>1:01.401</b>		13:17:52.928
8	1:01.759	+0.358	13:18:54.687

Lap	Lap Tm	Diff	Time of Day
<b>(46) Martin Seppam</b>			
1	1:26.854	+24.801	13:09:07.466
2	1:03.259	+1.206	13:10:10.725
3	1:02.208	+0.155	13:11:12.933
4	1:02.634	+0.581	13:12:15.567
5	1:02.185	+0.132	13:13:17.752
6	1:03.909	+1.856	13:14:21.661
7	1:02.506	+0.453	13:15:24.167
8	1:14.591	+12.538	13:16:38.758
9	<b>1:02.053</b>		13:17:40.811
10	1:02.360	+0.307	13:18:43.171

Lap	Lap Tm	Diff	Time of Day
<b>(44) Andres Hall</b>			

Lap	Lap Tm	Diff	Time of Day
1	1:23.476	+21.350	13:06:55.513
2	1:02.189	+0.063	13:07:57.702
3	1:02.675	+0.549	13:09:00.377
4	<b>1:02.126</b>		13:10:02.503
5	1:03.840	+1.714	13:11:06.343
6	1:02.493	+0.367	13:12:08.836
7	1:03.331	+1.205	13:13:12.167

Lap	Lap Tm	Diff	Time of Day
<b>(41) Raul Karu</b>			
1	1:48.114	+45.173	13:11:09.238
2	1:09.471	+6.530	13:12:18.709
3	1:04.228	+1.287	13:13:22.937
4	1:03.820	+0.879	13:14:26.757
5	1:03.366	+0.425	13:15:30.123
6	<b>1:02.941</b>		13:16:33.064

Lap	Lap Tm	Diff	Time of Day
<b>(48) Meelis Annus</b>			
1	1:20.569	+17.130	13:10:37.876
2	1:05.034	+1.595	13:11:42.910
3	1:04.075	+0.636	13:12:46.985
4	1:04.268	+0.829	13:13:51.253
5	1:03.728	+0.289	13:14:54.981
6	1:03.442	+0.003	13:15:58.423
7	1:03.473	+0.034	13:17:01.896
8	1:05.432	+1.993	13:18:07.328
9	<b>1:03.439</b>		13:19:10.767

Lap	Lap Tm	Diff	Time of Day
<b>(51) Armands Keiss</b>			
1	1:28.359	+24.005	13:09:11.111
2	1:05.751	+1.397	13:10:16.862
3	<b>1:04.354</b>		13:11:21.216
4	1:04.763	+0.409	13:12:25.979
5	1:08.117	+3.763	13:13:34.096

Lap	Lap Tm	Diff	Time of Day
<b>(9) Ernesta Globyte</b>			
1	1:32.827	+28.266	13:10:57.997
2	1:06.307	+1.746	13:12:04.304
3	1:08.371	+3.810	13:13:12.675
4	1:05.990	+1.429	13:14:18.665
5	1:04.914	+0.353	13:15:23.579
6	1:05.196	+0.635	13:16:28.775
7	1:05.163	+0.602	13:17:33.938
8	<b>1:04.561</b>		13:18:38.499
9	1:05.046	+0.485	13:19:43.545

Lap	Lap Tm	Diff	Time of Day
<b>(43) Stanislav Zhukov</b>			
1	2:00.315	+47.081	13:06:31.683
2	1:17.992	+4.758	13:07:49.675
3	1:16.669	+3.435	13:09:06.344
4	1:13.323	+0.089	13:10:19.667
5	1:36.864	+23.630	13:11:56.531
6	1:17.574	+4.340	13:13:14.105
7	1:14.417	+1.183	13:14:28.522
8	1:13.461	+0.227	13:15:41.983
9	1:15.805	+2.571	13:16:57.788
10	<b>1:13.234</b>		13:18:11.022
11	1:15.183	+1.949	13:19:26.205

## Summer Race 2010 (FRC,ERC,NEZ RC,BS Cup)

Super 1600, Super B2000

Audru circuit 2,173 Km

Super 1600, Super B2000 - qualification

9.07.2010 12:50

Qualifying started at 13:04:07

POLE POSITION

## Standing Start

1

1

**14 Oleg Kvitka**  
59.396  
Honda Civic Type R

2

3

**11 Uldis Timaks**  
59.907  
Opel Astra

3

5

**47 Toomas Sirg**  
1:01.401  
VW Golf III

4

7

**44 Andres Hall**  
1:02.126  
VW Golf IV

5

9

**48 Meelis Annus**  
1:03.439  
VW Golf II

6

11

**9 Ernesta Globyte**  
1:04.561  
BMW 318

2

**1 Marcis Birkens**  
59.726  
Honda Civic Type R

4

**42 Kaspar Aruvee**  
1:00.935  
Lada 2101

6

**46 Martin Seppam**  
1:02.053  
VW Golf II

8

**41 Raul Karu**  
1:02.941  
VW Golf II

10

**51 Armands Keiss**  
1:04.354  
VW Golf II

12

**43 Stanislav Zhukov**  
1:13.234  
Honda Civic Type-R

## Summer Race 2010 (FRC,ERC,NEZ RC,BS Cup)

Sorted on Laps

Super 1600, Super B2000

Audru circuit 2,173 Km

Super 1600, Super B2000 - 1st Race 12 laps

9.07.2010 18:05

Race started at 18:08:09

Pos	No.	Name	Nat	Entrant/Race Team	Make	Laps	Total Tm	Diff	Gap	Best Tm	Best Speed
Super 1600											
1	44	Andres Hall	EST	A2 Racing	VW Golf IV	12	12:25.447			1:00.650	128,983
2	42	Kaspar Aruvee	EST	A2 Racing	Lada 2101	12	12:27.335	1.888	1.888	1:01.323	127,567
3	47	Toomas Sirg	EST	ProRex Racing	VW Golf III	12	12:33.050	7.603	5.715	1:01.630	126,932
4	46	Martin Seppam	EST	Saksa Auto AMK	VW Golf II	12	12:34.858	9.411	1.808	1:01.940	126,296
5	48	Meelis Annus	EST	A2 Racing	VW Golf II	12	12:48.551	23.104	3.693	1:02.839	124,490
6	41	Raul Karu	EST	ProRex Racing	VW Golf II	12	13:13.759	48.312	5.208	1:02.414	125,337
7	51	Armands Keiss	LAT		VW Golf II	7	7:28.319	5 Laps	5 Laps	1:02.659	124,847
Super B2000											
1	14	Oleg Kvitka	RUS	M.K.E Motorsport	Honda Civic Type R	12	12:12.266			59.798	130,820
2	11	Uldis Timaks	LAT		Opel Astra	12	12:17.507	5.241	5.241	1:00.146	130,064
3	9	Ernesta Globyte	LAT	Tva Racing	BMW 318	11	12:23.819	1 Lap	1 Lap	1:05.902	118,704
4	1	Marcis Birkens	LAT	Papa`s Racing	Honda Civic Type R	10	12:12.634	2 Laps	1 Lap	1:00.273	129,789
5	43	Stanislav Zhukov	RUS	Papa`s Racing	Honda Civic Type-R	10	12:41.679	2 Laps	9.045	1:09.880	111,946

## Announcements

Nr. 41 jump start + 30 sek

Margin of Victory	Avg. Speed	Best Lap Tm	Best Speed	Best Lap by
5.241	128,196	59.798	130,820	14 - Oleg Kvitka

Race organizer: A2 Management Posted at:

Officialised at:

Orbits

Chief Steward of the meeting: Marek Kiisa

Clerk of the Course: Avo Elme

Chief of Timing &amp; Scoring: Asper Leppik

Printed: 9.07.2010 22:40:04

## Summer Race 2010 (FRC,ERC,NEZ RC,BS Cup)

Super 1600, Super B2000

Audru circuit 2,173 Km

Super 1600, Super B2000 - 1st Race 12 laps

9.07.2010 18:05

Race started at 18:08:09

Lap	Lap Tm	Diff	Time of Day
<b>(14) Oleg Kvitka</b>			
1	1:03.325	+3.527	18:09:12.612
2	1:01.157	+1.359	18:10:13.769
3	1:00.913	+1.115	18:11:14.682
4	1:00.063	+0.265	18:12:14.745
5	1:00.846	+1.048	18:13:15.591
6	<b>59.798</b>		18:14:15.389
7	59.925	+0.127	18:15:15.314
8	1:01.615	+1.817	18:16:16.929
9	1:01.343	+1.545	18:17:18.272
10	1:01.119	+1.321	18:18:19.391
11	1:01.667	+1.869	18:19:21.058
12	1:00.495	+0.697	18:20:21.553

Lap	Lap Tm	Diff	Time of Day
<b>(11) Uldis Timaks</b>			
1	1:03.028	+2.882	18:09:13.353
2	1:00.999	+0.853	18:10:14.352
3	1:00.723	+0.577	18:11:15.075
4	1:00.286	+0.140	18:12:15.361
5	1:00.975	+0.829	18:13:16.336
6	<b>1:00.146</b>		18:14:16.482
7	1:00.797	+0.651	18:15:17.279
8	1:00.817	+0.671	18:16:18.096
9	1:00.707	+0.561	18:17:18.803
10	1:01.429	+1.283	18:18:20.232
11	1:01.890	+1.744	18:19:22.122
12	1:04.672	+4.526	18:20:26.794

Lap	Lap Tm	Diff	Time of Day
<b>(44) Andres Hall</b>			
1	1:06.025	+5.375	18:09:18.152
2	1:02.692	+2.042	18:10:20.844
3	1:01.393	+0.743	18:11:22.237
4	<b>1:00.650</b>		18:12:22.887
5	1:01.791	+1.141	18:13:24.678
6	1:01.066	+0.416	18:14:25.744
7	1:01.426	+0.776	18:15:27.170
8	1:01.631	+0.981	18:16:28.801
9	1:00.916	+0.266	18:17:29.717
10	1:01.427	+0.777	18:18:31.144
11	1:02.077	+1.427	18:19:33.221
12	1:01.513	+0.863	18:20:34.734

Lap	Lap Tm	Diff	Time of Day
<b>(42) Kaspar Arupee</b>			
1	1:05.191	+3.868	18:09:15.598
2	1:02.471	+1.148	18:10:18.069
3	1:01.810	+0.487	18:11:19.879
4	1:01.671	+0.348	18:12:21.550
5	1:01.692	+0.369	18:13:23.242
6	1:01.703	+0.380	18:14:24.945
7	1:02.759	+1.436	18:15:27.704
8	1:02.189	+0.866	18:16:29.893
9	1:01.828	+0.505	18:17:31.721
10	1:01.715	+0.392	18:18:33.436
11	1:01.863	+0.540	18:19:35.299
12	<b>1:01.323</b>		18:20:36.622

Lap	Lap Tm	Diff	Time of Day
<b>(47) Toomas Sirg</b>			
1	1:05.584	+3.954	18:09:16.537
2	1:02.450	+0.820	18:10:18.987
3	<b>1:01.630</b>		18:11:20.617
4	1:01.731	+0.101	18:12:22.348
5	1:02.746	+1.116	18:13:25.094
6	1:01.887	+0.257	18:14:26.981
7	1:02.187	+0.557	18:15:29.168
8	1:04.731	+3.101	18:16:33.899

Lap	Lap Tm	Diff	Time of Day
9	1:01.904	+0.274	18:17:35.803
10	1:01.642	+0.012	18:18:37.445
11	1:02.488	+0.858	18:19:39.933
12	1:02.404	+0.774	18:20:42.337

Lap	Lap Tm	Diff	Time of Day
<b>(46) Martin Seppam</b>			
1	1:07.251	+5.311	18:09:18.679
2	1:02.626	+0.686	18:10:21.305
3	1:02.224	+0.284	18:11:23.529
4	1:01.991	+0.051	18:12:25.520
5	1:02.088	+0.148	18:13:27.608
6	1:02.627	+0.687	18:14:30.235
7	1:02.122	+0.182	18:15:32.357
8	1:03.152	+1.212	18:16:35.509
9	1:02.170	+0.230	18:17:37.679
10	1:02.312	+0.372	18:18:39.991
11	<b>1:01.940</b>		18:19:41.931
12	1:02.214	+0.274	18:20:44.145

Lap	Lap Tm	Diff	Time of Day
<b>(48) Meelis Annus</b>			
1	1:07.009	+4.170	18:09:19.789
2	1:04.763	+1.924	18:10:24.552
3	1:04.244	+1.405	18:11:28.796
4	1:03.534	+0.695	18:12:32.330
5	1:03.041	+0.202	18:13:35.371
6	1:03.475	+0.636	18:14:38.846
7	1:03.572	+0.733	18:15:42.418
8	1:03.512	+0.673	18:16:45.930
9	1:02.869	+0.030	18:17:48.799
10	1:03.307	+0.468	18:18:52.106
11	1:02.893	+0.054	18:19:54.999
12	<b>1:02.839</b>		18:20:57.838

Lap	Lap Tm	Diff	Time of Day
<b>(41) Raul Karu</b>			
1	1:07.305	+4.891	18:09:18.973
2	1:04.583	+2.169	18:10:23.556
3	1:03.219	+0.805	18:11:26.775
4	1:03.097	+0.683	18:12:29.872
5	1:02.730	+0.316	18:13:32.602
6	1:03.637	+1.223	18:14:36.239
7	1:02.511	+0.097	18:15:38.750
8	1:03.163	+0.749	18:16:41.913
9	1:03.682	+1.268	18:17:45.595
10	<b>1:02.414</b>		18:18:48.009
11	1:02.539	+0.125	18:19:50.548
12	1:02.498	+0.084	18:20:53.046

Lap	Lap Tm	Diff	Time of Day
<b>(9) Ernesta Globyte</b>			
1	1:08.713	+2.811	18:09:22.831
2	1:06.031	+0.129	18:10:28.862
3	1:05.944	+0.042	18:11:34.806
4	1:06.007	+0.105	18:12:40.813
5	1:06.328	+0.426	18:13:47.141
6	<b>1:05.902</b>		18:14:53.043
7	1:08.321	+2.419	18:16:01.364
8	1:09.332	+3.430	18:17:10.696
9	1:06.589	+0.687	18:18:17.285
10	1:09.305	+3.403	18:19:26.590
11	1:06.516	+0.614	18:20:33.106

Lap	Lap Tm	Diff	Time of Day
<b>(1) Marcis Birkens</b>			
1	1:02.421	+2.148	18:09:12.000
2	1:00.327	+0.054	18:10:12.327
3	1:00.383	+0.110	18:11:12.710
4	1:00.314	+0.041	18:12:13.024
5	<b>1:00.273</b>		18:13:13.297

Lap	Lap Tm	Diff	Time of Day
6	1:00.311	+0.038	18:14:13.608
7	1:01.311	+1.038	18:15:14.919
p8	1:42.023	+41.750	18:16:56.942
9	2:24.008	+1:23.735	18:19:20.950
10	1:00.971	+0.698	18:20:21.921

Lap	Lap Tm	Diff	Time of Day
<b>(43) Stanislav Zhukov</b>			
1	1:30.032	+20.152	18:09:44.037
2	1:11.628	+1.748	18:10:55.665
3	1:11.679	+1.799	18:12:07.344
4	1:14.849	+4.969	18:13:22.193
5	1:15.294	+5.414	18:14:37.487
6	1:11.717	+1.837	18:15:49.204
7	1:21.760	+11.880	18:17:10.964
8	1:12.534	+2.654	18:18:23.498
9	1:17.588	+7.708	18:19:41.086
10	<b>1:09.880</b>		18:20:50.966

Lap	Lap Tm	Diff	Time of Day
<b>(51) Armands Keiss</b>			
1	1:06.227	+3.568	18:09:19.038
2	1:03.917	+1.258	18:10:22.955
3	1:02.898	+0.239	18:11:25.853
4	1:03.160	+0.501	18:12:29.013
5	1:03.176	+0.517	18:13:32.189
6	1:02.758	+0.099	18:14:34.947
7	<b>1:02.659</b>		18:15:37.606

# Summer Race 2010 (FRC,ERC,NEZ RC,BS Cup)

## Lapchart


Super 1600, Super B2000

Audru circuit 2,173 Km

Super 1600, Super B2000 - 1st Race 12 laps

9.07.2010 18:05

Race started at 18:08:09



### Competitors

	Laps													
	0	1	2	3	4	5	6	7	8	9	10	11	12	
Oleg Kvitka (14)	1	14	1	1	1	1	1	1	1	14	14	14	14	14
Marcis Birkens (1)	2	1	14	14	14	14	14	14	14	11	11	11	11	11
Uldis Timaks (11)	3	11	11	11	11	11	11	11	11	44	44	44	44	44
Kaspar Aruvee (42)	4	42	42	42	42	42	42	42	44	42	42	42	42	42
Toomas Sirg (47)	5	47	47	47	47	47	44	44	42	47	47	47	47	47
Martin Seppam (46)	6	46	44	44	44	44	47	47	47	46	46	46	46	46
Raul Karu (41)	7	41	46	46	46	46	46	46	46	41	41	41	41	41
Andres Hall (44)	8	44	41	51	51	51	51	51	51	48	48	48	48	48
Meelis Annus (48)	9	48	51	41	41	41	41	41	41	1	9	9	9	9
Armands Keiss (51)	10	51	48	48	48	48	48	48	48	9	1	1	1	1
Stanislav Zhukov (43)	11	43	9	9	9	9	9	9	9	43	43	43	43	43
Ernesta Globyte (9)	12	9	43	43	43	43	43	43	43	43	43	43	43	43

## Summer Race 2010 (FRC,ERC,NEZ RC,BS Cup)

Sorted on Laps

Super 1600, Super B2000

Audru circuit 2,173 Km

Super 1600, Super B2000 - 2nd Race, 12 laps

10.07.2010 11:50

Race (12 Laps) started at 12:01:54

Pos	No.	Name	Nat	Entrant/Race Team	Make	Laps	Total Tm	Diff	Gap	Best Tm	Best Speed
<b>Super 1600</b>											
1	42	Kaspar Aruvee	EST	A2 Racing	Lada 2101	12	12:30.253			1:01.331	127,551
2	46	Martin Seppam	EST	Saksa Auto AMK	VW Golf II	12	12:34.805	4.552	4.552	1:02.038	126,097
3	41	Raul Karu	EST	ProRex Racing	VW Golf II	12	12:35.253	5.000	0.448	1:01.859	126,462
4	48	Meelis Annus	EST	A2 Racing	VW Golf II	12	12:52.767	22.514	7.514	1:02.359	125,448
5	47	Toomas Sirg	EST	ProRex Racing	VW Golf III	11	12:38.876	1 Lap	1 Lap	1:01.859	126,462

Not classified (75% = 9 Laps)

44	Andres Hall	EST	A2 Racing	VW Golf IV	5	5:11.513	7 Laps	0 Laps	1:00.961	128,325
51	Armands Keiss	LAT		VW Golf II	3	3:11.956	9 Laps	0 Laps	1:02.412	125,341

**Super B2000**

1	1	Marcis Birkens	LAT	Papa`s Racing	Honda Civic Type R	12	12:05.039			59.726	130,978
2	11	Uldis Timaks	LAT		Opel Astra	12	12:05.566	0.527	0.527	59.464	131,555
3	9	Ernesta Globyte	LAT	Tva Racing	BMW 318	11	12:14.467	1 Lap	1 Lap	1:05.352	119,703
4	43	Stanislav Zhukov	RUS	Papa`s Racing	Honda Civic Type-R	10	12:17.671	2 Laps	1 Lap	1:07.732	115,496

Not classified (75% = 9 Laps)

14	Oleg Kvitka	RUS	M.K.E Motorsport	Honda Civic Type R	3	3:05.312	9 Laps	0 Laps	1:01.420	127,366
----	-------------	-----	------------------	--------------------	---	----------	--------	--------	----------	---------

Margin of Victory	Avg. Speed	Best Lap Tm	Best Speed	Best Lap by
0.527	129,474	59.464	131,555	11 - Uldis Timaks

Race organizer: A2 Management Posted at: Officialised at: Orbits

Chief Steward of the meeting: Marek Kiisa

Clerk of the Course: Avo Elme

Chief of Timing & Scoring: Asper Leppik

Printed: 10.07.2010 17:45:32

# Summer Race 2010 (FRC,ERC,NEZ RC,BS Cup)

Super 1600, Super B2000

Audru circuit 2,173 Km

Super 1600, Super B2000 - 2nd Race, 12 laps

10.07.2010 11:50

Race (12 Laps) started at 12:01:54

Lap	Lap Tm	Diff	Time of Day
<b>(1) Marcis Birkens</b>			
1	1:01.805	+2.079	12:02:57.792
2	1:00.547	+0.821	12:03:58.339
3	59.885	+0.159	12:04:58.224
4	1:00.183	+0.457	12:05:58.407
5	1:00.368	+0.642	12:06:58.775
6	59.747	+0.021	12:07:58.522
7	<b>59.726</b>		12:08:58.248
8	59.869	+0.143	12:09:58.117
9	59.840	+0.114	12:10:57.957
10	1:00.933	+1.207	12:11:58.890
11	1:00.440	+0.714	12:12:59.330
12	1:00.594	+0.868	12:13:59.924

Lap	Lap Tm	Diff	Time of Day
<b>(11) Uldis Timaks</b>			
1	1:04.118	+4.654	12:02:59.687
2	1:00.753	+1.289	12:04:00.440
3	59.555	+0.091	12:04:59.995
4	1:00.018	+0.554	12:06:00.013
5	59.760	+0.296	12:06:59.773
6	<b>59.464</b>		12:07:59.237
7	59.664	+0.200	12:08:58.901
8	59.761	+0.297	12:09:58.662
9	59.813	+0.349	12:10:58.475
10	1:00.852	+1.388	12:11:59.327
11	1:00.562	+1.098	12:12:59.889
12	1:00.562	+1.098	12:14:00.451

Lap	Lap Tm	Diff	Time of Day
<b>(42) Kaspar Aruvee</b>			
1	1:04.527	+3.196	12:03:01.060
2	1:03.768	+2.437	12:04:04.828
3	1:02.162	+0.831	12:05:06.990
4	1:02.200	+0.869	12:06:09.190
5	<b>1:01.331</b>		12:07:10.521
6	1:02.467	+1.136	12:08:12.988
7	1:01.584	+0.253	12:09:14.572
8	1:01.396	+0.065	12:10:15.968
9	1:01.501	+0.170	12:11:17.469
10	1:01.650	+0.319	12:12:19.119
11	1:02.115	+0.784	12:13:21.234
12	1:03.904	+2.573	12:14:25.138

Lap	Lap Tm	Diff	Time of Day
<b>(46) Martin Seppam</b>			
1	1:05.921	+3.883	12:03:03.664
2	1:03.176	+1.138	12:04:06.840
3	1:02.910	+0.872	12:05:09.750
4	1:02.073	+0.035	12:06:11.823
5	1:02.105	+0.067	12:07:13.928
6	1:02.462	+0.424	12:08:16.390
7	<b>1:02.038</b>		12:09:18.428
8	1:02.264	+0.226	12:10:20.692
9	1:02.139	+0.101	12:11:22.831
10	1:02.249	+0.211	12:12:25.080
11	1:02.427	+0.389	12:13:27.507
12	1:02.183	+0.145	12:14:29.690

Lap	Lap Tm	Diff	Time of Day
<b>(41) Raul Karu</b>			
1	1:05.248	+3.389	12:03:02.770
2	1:03.862	+2.003	12:04:06.632
3	1:02.525	+0.666	12:05:09.157
4	<b>1:01.859</b>		12:06:11.016
5	1:02.935	+1.076	12:07:13.951
6	1:03.557	+1.698	12:08:17.508
7	1:01.985	+0.126	12:09:19.493
8	1:02.017	+0.158	12:10:21.510

Lap	Lap Tm	Diff	Time of Day
9	1:01.997	+0.138	12:11:23.507
10	1:01.872	+0.013	12:12:25.379
11	1:02.472	+0.613	12:13:27.851
12	1:02.287	+0.428	12:14:30.138

Lap	Lap Tm	Diff	Time of Day
<b>(48) Meelis Annus</b>			
1	1:08.490	+6.131	12:03:07.078
2	1:06.087	+3.728	12:04:13.165
3	1:05.197	+2.838	12:05:18.362
4	1:02.760	+0.401	12:06:21.122
5	1:02.723	+0.364	12:07:23.845
6	1:03.276	+0.917	12:08:27.121
7	<b>1:02.359</b>		12:09:29.480
8	1:03.687	+1.328	12:10:33.167
9	1:03.753	+1.394	12:11:36.920
10	1:02.657	+0.298	12:12:39.577
11	1:03.629	+1.270	12:13:43.206
12	1:04.446	+2.087	12:14:47.652

Lap	Lap Tm	Diff	Time of Day
<b>(9) Ernesta Globyte</b>			
1	1:07.668	+2.316	12:03:06.513
2	1:06.233	+0.881	12:04:12.746
3	1:07.088	+1.736	12:05:19.834
4	1:06.093	+0.741	12:06:25.927
5	1:07.189	+1.837	12:07:33.116
6	1:06.486	+1.134	12:08:39.602
7	1:05.870	+0.518	12:09:45.472
8	1:06.822	+1.470	12:10:52.294
9	<b>1:05.352</b>		12:11:57.646
10	1:06.249	+0.897	12:13:03.895
11	1:05.457	+0.105	12:14:09.352

Lap	Lap Tm	Diff	Time of Day
<b>(47) Toomas Sirg</b>			
1	1:04.967	+3.108	12:03:02.168
2	1:03.691	+1.832	12:04:05.859
3	<b>1:01.859</b>		12:05:07.718
4	1:02.370	+0.511	12:06:10.088
5	1:08.405	+6.546	12:07:18.493
6	1:11.260	+9.401	12:08:29.753
7	1:10.876	+9.017	12:09:40.629
8	1:13.183	+11.324	12:10:53.812
9	1:16.893	+15.034	12:12:10.705
10	1:11.535	+9.676	12:13:22.240
11	1:11.521	+9.662	12:14:33.761

Lap	Lap Tm	Diff	Time of Day
<b>(43) Stanislav Zhukov</b>			
1	1:30.990	+23.258	12:03:31.297
2	1:11.913	+4.181	12:04:43.210
3	1:12.658	+4.926	12:05:55.868
4	1:11.866	+4.134	12:07:07.734
5	1:11.321	+3.589	12:08:19.055
6	<b>1:07.732</b>		12:09:26.787
7	1:09.681	+1.949	12:10:36.468
8	1:07.931	+0.199	12:11:44.399
9	1:07.799	+0.067	12:12:52.198
10	1:20.358	+12.626	12:14:12.556

Lap	Lap Tm	Diff	Time of Day
<b>(44) Andres Hall</b>			
1	1:03.785	+2.824	12:03:00.701
2	1:01.175	+0.214	12:04:01.876
3	1:01.011	+0.050	12:05:02.887
4	<b>1:00.961</b>		12:06:03.848
5	1:02.550	+1.589	12:07:06.398

Lap	Lap Tm	Diff	Time of Day
<b>(14) Oleg Kvitka</b>			
1	1:02.442	+1.022	12:02:57.327

Lap	Lap Tm	Diff	Time of Day
2	1:01.450	+0.030	12:03:58.777
3	<b>1:01.420</b>		12:05:00.197

Lap	Lap Tm	Diff	Time of Day
<b>(51) Armands Keiss</b>			
1	1:03.277	+0.865	12:03:01.229
2	1:03.200	+0.788	12:04:04.429
3	<b>1:02.412</b>		12:05:06.841

## Summer Race 2010 (FRC,ERC,NEZ RC,BS Cup)

## Lapchart


Super 1600, Super B2000

Audru circuit 2,173 Km

Super 1600, Super B2000 - 2nd Race, 12 laps

10.07.2010 11:50

Race (12 Laps) started at 12:01:54



### Competitors

	Laps												
	0	1	2	3	4	5	6	7	8	9	10	11	12
Oleg Kvitka (14)	1	14	14	1	1	1	1	1	1	1	1	1	1
Uldis Timaks (11)	2	11	1	14	11	11	11	11	11	11	11	11	11
Marcis Birkens (1)	3	1	11	11	14	44	44	42	42	42	42	42	42
Kaspar Aruvee (42)	4	42	44	44	44	42	42	46	46	46	46	46	46
Andres Hall (44)	5	44	42	51	51	47	46	41	41	41	41	41	41
Toomas Sirg (47)	6	47	51	42	42	41	41	48	48	48	48	48	48
Raul Karu (41)	7	41	47	47	47	46	47	47	47	9	9	9	9
Martin Seppam (46)	8	46	41	41	41	48	48	9	9	47	47	47	47
Armands Keiss (51)	9	51	46	46	46	9	9	43	43	43	43	43	43
Meelis Annus (48)	10	48	9	9	48	43	43						
Ernesta Globyte (9)	11	9	48	48	9								
Stanislav Zhukov (43)	12	43	43	43	43								