



**Summer Race '10**  
10-11. JUUNI



**SUMMER RACING**

**ESTONIAN RACING CHAMPIONSHIP  
FINNISH RACING CHAMPIONSHIP  
NEZ RACING CHAMPIONSHIP  
BALTIC SEA CUP**

**Summer Race 2010**


**Audru Circuit, Pärnu, Estonia  
09-10.07.2010**

**EAL** TIMING  
SPORTS TIMING

**MYLAPS**  
SPORTS TIMING

**Timing and Results by EAL Timing**

**<http://autosport.mylaps.com>**



**One lap distance:** 2173 m

**Track records:**

### **Nordic F-3 Masters**

11.08.2007 Jegor Popov, (Dallara 304) EST 50.019 RACE  
10.08.2007 Jesse Krohn, (Dallara 397) FIN 49.937 QUALIFY  
10.08.2007 Jegor Popov, (Dallara 304) EST 50.166 PRACTICE

### **Formula Renault 2,0**

29.06.2008 Jesse Krohn, FIN 50.054 RACE  
09.07.2010 Miika Kunranta, FIN 50.095 QUALIFY  
27.06.2008 Kevin Korjus, EST 50.181 PRACTICE

### **Formula Baltic**

14.08.2005 Jegor Popov, EST (Dallara 394) 50.404 RACE  
13.08.2005 Jegor Popov, EST (Dallara 394) 50.326 QUALIFY  
10.06.2006 Jegor Popov, EST (Dallara 394) 50.906 PRACTICE

### **NEZ GT Super Nordic**

09.08.2008 Pertti A. Kuismanen, FIN (Dodge Viper) 52.568 RACE  
09.07.2010 Petri Lappalainen, FIN (Porsche 911 GT3 R) 52.253 QUALIFY  
08.08.2008 Pertti A. Kuismanen, FIN (Dodge Viper) 52.917 PRACTICE

### **Formula Ford**

10.07.2010 Antti Buri, FIN 54.431 RACE  
09.07.2010 Antti Buri, FIN 54.067 QUALIFY  
09.07.2010 Antti Buri, FIN 54.992 PRACTICE

### **Super B2000**

10.07.2010 Uldis Timaks, LAT (Opel Astra) 59.464 RACE  
19.06.2010 Marcis Birkens, LAT (Honda Civic Type R) 58.930 QUALIFY  
09.07.2010 Uldis Timaks, LAT (Opel Astra) 1:00.460 PRACTICE

### **Super 1600**

14.08.2005 Raimo Kulli, EST (VW Golf III) 1:00.606 RACE  
09.07.2010 Kaspar Aruvee, EST (Lada 2101) 1:00.935 QUALIFY  
03.07.2005 Raimo Kulli, EST (VW Golf III) 1:00.521 PRACTICE

### **Honda Civic Type R - Honda Challenge**

09.07.2010 Alexander Antonov, RUS 1:00.020 RACE  
09.07.2010 Alexander Antonov, RUS 1:00.459 QUALIFY  
09.07.2010 Alexander Antonov, RUS 1:00.994 PRACTICE

### **BMW Xtreme**

09.07.2010 Heikki Liiri-Ralf Floman, FIN 1:02.520 RACE  
09.07.2010 Heikki Liiri-Ralf Floman, FIN 1:02.249 QUALIFY  
09.07.2010 Sami Grönthal-Jari Nuoramo, FIN 1:02.657 PRACTICE

### **Juniors**

12.07.2009 Martin Seppam, EST (VW Golf II) 1:04.135 RACE  
29.08.2009 Karl Raudsepp, EST (Honda Civic) 1:04.576 QUALIFY  
12.07.2009 Martin Seppam, EST (VW Golf II) 1:04.201 PRACTICE

### **BMW 325 Cup**

10.07.2010 Ruve Veski, EST (BMW 325, E36) 1:03.365 RACE  
19.06.2010 Indrek Nilson, EST (BMW 325, E36) 1:03.178 QUALIFY  
19.06.2010 Ruve Veski, EST (BMW 325, E36) 1:03.437 PRACTICE

### **V1600**

09.07.2010 Aku Pellinen, FIN (Alfa Romeo 147) 1:07.282 RACE  
09.07.2010 Aku Pellinen, FIN (Alfa Romeo 147) 1:06.326 QUALIFY  
09.07.2010 Aku Pellinen, FIN (Alfa Romeo 147) 1:06.458 PRACTICE

## Summer Race 2010 (FRC,ERC,NEZ RC,BS Cup)

Sorted on Best Lap time

F-3, F-Renault, F-Baltic

Audru circuit 2,173 Km

Nordic F3 Masters, Formula Renault, Formula Baltic - free practice

9.07.2010 11:00

Practice started at 10:56:42

Pos	No.	Name	Nat	Entrant/Race Team	Make	Best Tm	Diff	Gap	Laps	In Lap	Best Speed
1	2	Daniel Roos	SWE	Team BS Motorsport	Formula Renault 2,0	50.311			16	8	155,489
2	24	Johannes Moor	EST	T.T. Racing	Formula Renault 2,0	50.534	0.223	0.223	17	15	154,803
3	5	Miika Kunranta	FIN	Koiranen Bros.	Formula Renault 2,0	50.782	0.471	0.248	18	9	154,047
4	3	Kevin Kleveros	SWE	Trackstar Racing	Formula Renault 2,0	50.861	0.550	0.079	15	13	153,807
5	15	Jani Tammi	FIN	500-K	Dallara F301	51.073	0.762	0.212	8	5	153,169
6	4	Eimantas Siaurys	LIT	Trackstar Racing	Formula Renault 2,0	51.073	0.762		15	15	153,169
7	1	John Bryant-Meisner	SWE	Team BS Motorsport	Formula Renault 2,0	51.116	0.805	0.043	16	11	153,040
8	9	Antti Rammo	EST	P1 Motorsport	Formula Renault 2,0	51.190	0.879	0.074	17	7	152,819
9	14	Kimmo Joutvuo	FIN	AAU	Dallara F396	51.195	0.884	0.005	8	8	152,804
10	78	Toomas Kallasmaa	EST	Yellow Racing	Reynard 893	51.249	0.938	0.054	4	4	152,643
11	6	Marcus Nykopp	FIN	Koiranen Bros.	Formula Renault 2,0	51.417	1.106	0.168	18	15	152,144
12	17	Mattias Lindberg	SWE	Team BS Motorsport	Formula Renault 2,0	51.434	1.123	0.017	8	8	152,094
13	11	Oskari Kurki-Suonio	FIN	XON SC	Formula Renault 2,0	51.494	1.183	0.060	16	15	151,917
14	21	Ronnie Lundströmer	SWE	Trackstar Racing	Formula Renault 2,0	51.773	1.462	0.279	15	9	151,098
15	8	Risto Tonteri	FIN	500-K	Dallara F399	52.237	1.926	0.464	14	6	149,756
16	16	Henri Rajala	FIN	EPUA	Formula Renault 2,0	52.776	2.465	0.539	10	10	148,226
17	77	Erko Vallbaum	EST	M.K.E Motorsport	Formula Renault 2,0	53.250	2.939	0.474	14	13	146,907

## Summer Race 2010 (FRC,ERC,NEZ RC,BS Cup)

Sorted on Best Lap time

F-3, F-Renault, F-Baltic

Audru circuit 2,173 Km

Nordic F3 Masters, Formula Renault, Formula Baltic - free practice

9.07.2010 11:00

Practice started at 10:56:42

Pos	No.	Name	Nat	Entrant/Race Team	Make	Best Tm	Diff	Gap	Laps	In Lap	Best Speed
Formula Baltic											
1	78	Toomas Kallasmaa	EST	Yellow Racing	Reynard 893	51.249			4	4	152,643
2	77	Erko Vallbaum	EST	M.K.E Motorsport	Formula Renault 2,0	53.250	2.001	2.001	14	13	146,907
Formula Renault 2,0											
1	2	Daniel Roos	SWE	Team BS Motorsport	Formula Renault 2,0	50.311			16	8	155,489
2	24	Johannes Moor	EST	T.T. Racing	Formula Renault 2,0	50.534	0.223	0.223	17	15	154,803
3	5	Miika Kunranta	FIN	Koiranen Bros.	Formula Renault 2,0	50.782	0.471	0.248	18	9	154,047
4	3	Kevin Kleveros	SWE	Trackstar Racing	Formula Renault 2,0	50.861	0.550	0.079	15	13	153,807
5	4	Eimantas Siaurys	LIT	Trackstar Racing	Formula Renault 2,0	51.073	0.762	0.212	15	15	153,169
6	1	John Bryant-Meisner	SWE	Team BS Motorsport	Formula Renault 2,0	51.116	0.805	0.043	16	11	153,040
7	9	Antti Rammo	EST	P1 Motorsport	Formula Renault 2,0	51.190	0.879	0.074	17	7	152,819
8	6	Marcus Nykopp	FIN	Koiranen Bros.	Formula Renault 2,0	51.417	1.106	0.227	18	15	152,144
9	17	Mattias Lindberg	SWE	Team BS Motorsport	Formula Renault 2,0	51.434	1.123	0.017	8	8	152,094
10	11	Oskari Kurki-Suonio	FIN	XON SC	Formula Renault 2,0	51.494	1.183	0.060	16	15	151,917
11	21	Ronnie Lundströmer	SWE	Trackstar Racing	Formula Renault 2,0	51.773	1.462	0.279	15	9	151,098
12	16	Henri Rajala	FIN	EPUA	Formula Renault 2,0	52.776	2.465	1.003	10	10	148,226
Nordic F3 Masters											
1	15	Jani Tammi	FIN	500-K	Dallara F301	51.073			8	5	153,169
2	14	Kimmo Joutvuuo	FIN	AAU	Dallara F396	51.195	0.122	0.122	8	8	152,804
3	8	Risto Tonteri	FIN	500-K	Dallara F399	52.237	1.164	1.042	14	6	149,756

## Summer Race 2010 (FRC,ERC,NEZ RC,BS Cup)

F-3, F-Renault, F-Baltic

Audru circuit 2,173 Km

Nordic F3 Masters, Formula Renault, Formula Baltic - free practice

9.07.2010 11:00

Practice started at 10:56:42

Lap	Lap Tm	Diff	Time of Day
<b>(2) Daniel Roos</b>			
1	1:03.355	+13.044	10:58:12.627
2	51.320	+1.009	10:59:03.947
3	50.649	+0.338	10:59:54.596
4	50.977	+0.666	11:00:45.573
5	50.628	+0.317	11:01:36.201
p6	1:09.710	+19.399	11:02:45.911
7	1:27.753	+37.442	11:04:13.664
8	<b>50.311</b>		11:05:03.975
9	51.107	+0.796	11:05:55.082
10	50.627	+0.316	11:06:45.709
11	50.531	+0.220	11:07:36.240
12	50.701	+0.390	11:08:26.941
13	1:16.665	+26.354	11:09:43.606
14	50.516	+0.205	11:10:34.122
15	50.696	+0.385	11:11:24.818
16	1:01.416	+11.105	11:12:26.234

Lap	Lap Tm	Diff	Time of Day
<b>(24) Johannes Moor</b>			
1	1:13.626	+23.092	10:58:07.598
2	55.404	+4.870	10:59:03.002
3	54.851	+4.317	10:59:57.853
4	51.326	+0.792	11:00:49.179
5	50.972	+0.438	11:01:40.151
6	51.074	+0.540	11:02:31.225
7	57.885	+7.351	11:03:29.110
8	50.852	+0.318	11:04:19.962
9	50.560	+0.026	11:05:10.522
10	50.587	+0.053	11:06:01.109
p11	1:07.600	+17.066	11:07:08.709
12	1:38.713	+48.179	11:08:47.422
13	50.580	+0.046	11:09:38.002
14	50.795	+0.261	11:10:28.797
15	<b>50.534</b>		11:11:19.331
16	51.283	+0.749	11:12:10.614
p17	1:05.532	+14.998	11:13:16.146

Lap	Lap Tm	Diff	Time of Day
<b>(5) Miika Kunranta</b>			
1	1:11.885	+21.103	10:58:13.496
2	52.685	+1.903	10:59:06.181
3	54.114	+3.332	11:00:00.295
4	51.745	+0.963	11:00:52.040
5	51.407	+0.625	11:01:43.447
6	51.441	+0.659	11:02:34.888
7	51.060	+0.278	11:03:25.948
8	52.135	+1.353	11:04:18.083
9	<b>50.782</b>		11:05:08.865
10	51.035	+0.253	11:05:59.900
11	51.143	+0.361	11:06:51.043
12	50.966	+0.184	11:07:42.009
13	51.757	+0.975	11:08:33.766
14	51.053	+0.271	11:09:24.819
15	51.397	+0.615	11:10:16.216
16	51.395	+0.613	11:11:07.611
17	51.356	+0.574	11:11:58.967
18	51.057	+0.275	11:12:50.024

Lap	Lap Tm	Diff	Time of Day
<b>(3) Kevin Kleveros</b>			
1	1:11.065	+20.204	10:58:40.532
2	52.912	+2.051	10:59:33.444
3	52.271	+1.410	11:00:25.715
4	51.940	+1.079	11:01:17.655
5	51.397	+0.536	11:02:09.052
6	51.405	+0.544	11:03:00.457
7	51.203	+0.342	11:03:51.660

Lap	Lap Tm	Diff	Time of Day
8	50.993	+0.132	11:04:42.653
p9	1:14.582	+23.721	11:05:57.235
10	2:29.422	+1:38.561	11:08:26.657
11	51.204	+0.343	11:09:17.861
12	51.107	+0.246	11:10:08.968
13	<b>50.861</b>		11:10:59.829
14	51.032	+0.171	11:11:50.861
15	51.947	+1.086	11:12:42.808

Lap	Lap Tm	Diff	Time of Day
<b>(15) Jani Tammi</b>			
1	2:43.096	+1:52.023	11:00:54.265
2	55.794	+4.721	11:01:50.059
3	53.639	+2.566	11:02:43.698
4	51.239	+0.166	11:03:34.937
5	<b>51.073</b>		11:04:26.010
6	51.995	+0.922	11:05:18.005
7	51.714	+0.641	11:06:09.719
8	51.500	+0.427	11:07:01.219

Lap	Lap Tm	Diff	Time of Day
<b>(4) Eimantas Saurys</b>			
1	1:09.831	+18.758	10:58:48.862
2	54.930	+3.857	10:59:43.792
3	53.284	+2.211	11:00:37.076
4	51.603	+0.530	11:01:28.679
5	51.460	+0.387	11:02:20.139
6	51.282	+0.209	11:03:11.421
7	52.013	+0.940	11:04:03.434
8	52.028	+0.955	11:04:55.462
9	53.947	+2.874	11:05:49.409
p10	1:18.329	+27.256	11:07:07.738
11	2:25.312	+1:34.239	11:09:33.050
12	51.447	+0.374	11:10:24.497
13	51.338	+0.265	11:11:15.835
14	51.391	+0.318	11:12:07.226
15	<b>51.073</b>		11:12:58.299

Lap	Lap Tm	Diff	Time of Day
<b>(1) John Bryant-Meisner</b>			
1	1:06.584	+15.468	10:58:17.482
2	52.629	+1.513	10:59:10.111
3	52.352	+1.236	11:00:02.463
4	52.154	+1.038	11:00:54.617
5	52.392	+1.276	11:01:47.009
6	51.901	+0.785	11:02:38.910
7	51.654	+0.538	11:03:30.564
8	51.776	+0.660	11:04:22.340
9	52.239	+1.123	11:05:14.579
10	51.409	+0.293	11:06:05.988
11	<b>51.116</b>		11:06:57.104
12	51.447	+0.331	11:07:48.551
13	51.257	+0.141	11:08:39.808
14	51.833	+0.717	11:09:31.641
p15	1:09.104	+17.988	11:10:40.745
16	1:34.304	+43.188	11:12:15.049

Lap	Lap Tm	Diff	Time of Day
<b>(9) Antti Rammo</b>			
1	1:05.876	+14.686	10:58:23.746
2	53.373	+2.183	10:59:17.119
3	54.727	+3.537	11:00:11.846
4	51.525	+0.335	11:01:03.371
5	51.397	+0.207	11:01:54.768
6	51.775	+0.585	11:02:46.543
7	<b>51.190</b>		11:03:37.733
8	51.312	+0.122	11:04:29.045
9	51.372	+0.182	11:05:20.417
10	54.408	+3.218	11:06:14.825
11	54.186	+2.996	11:07:09.011

Lap	Lap Tm	Diff	Time of Day
12	52.127	+0.937	11:08:01.138
13	51.354	+0.164	11:08:52.492
14	52.100	+0.910	11:09:44.592
15	51.414	+0.224	11:10:36.006
16	51.394	+0.204	11:11:27.400
17	51.428	+0.238	11:12:18.828

Lap	Lap Tm	Diff	Time of Day
<b>(14) Kimmo Joutvuo</b>			
1	1:09.677	+18.482	10:58:44.035
2	53.856	+2.661	10:59:37.891
3	52.793	+1.598	11:00:30.684
4	51.683	+0.488	11:01:22.367
5	51.962	+0.767	11:02:14.329
6	51.577	+0.382	11:03:05.906
7	51.565	+0.370	11:03:57.471
8	<b>51.195</b>		11:04:48.666

Lap	Lap Tm	Diff	Time of Day
<b>(78) Toomas Kallasmaa</b>			
1	1:13.525	+22.276	11:03:24.676
2	57.063	+5.814	11:04:21.739
3	53.309	+2.060	11:05:15.048
4	<b>51.249</b>		11:06:06.297

Lap	Lap Tm	Diff	Time of Day
<b>(6) Marcus Nykopp</b>			
1	1:10.031	+18.614	10:58:08.991
2	55.855	+4.438	10:59:04.846
3	56.066	+4.649	11:00:00.912
4	52.867	+1.450	11:00:53.779
5	52.617	+1.200	11:01:46.396
6	51.566	+0.149	11:02:37.962
7	52.478	+1.061	11:03:30.440
8	52.619	+1.202	11:04:23.059
9	53.213	+1.796	11:05:16.272
10	51.799	+0.382	11:06:08.071
11	51.815	+0.398	11:06:59.886
12	51.427	+0.010	11:07:51.313
13	52.335	+0.918	11:08:43.648
14	52.122	+0.705	11:09:35.770
15	<b>51.417</b>		11:10:27.187
16	53.569	+2.152	11:11:20.756
17	51.458	+0.041	11:12:12.214
18	51.418	+0.001	11:13:03.632

Lap	Lap Tm	Diff	Time of Day
<b>(17) Mattias Lindberg</b>			
1	1:06.780	+15.346	10:58:20.998
2	53.639	+2.205	10:59:14.637
3	53.389	+1.955	11:00:08.026
4	52.214	+0.780	11:01:00.240
5	51.636	+0.202	11:01:51.876
6	57.108	+5.674	11:02:48.984
7	1:00.220	+8.786	11:03:49.204
8	<b>51.434</b>		11:04:40.638

Lap	Lap Tm	Diff	Time of Day
<b>(11) Oskari Kurki-Suonio</b>			
1	1:11.556	+20.062	10:58:42.896
2	55.684	+4.190	10:59:38.580
3	53.580	+2.086	11:00:32.160
4	52.936	+1.442	11:01:25.096
5	52.368	+0.874	11:02:17.464
6	53.182	+1.688	11:03:10.646
7	51.879	+0.385	11:04:02.525
8	51.899	+0.405	11:04:54.424
p9	1:15.104	+23.610	11:06:09.528
10	1:31.263	+39.769	11:07:40.791
11	53.635	+2.141	11:08:34.426
12	51.843	+0.349	11:09:26.269

Race organizer: A2 Management Posted at:

Officialised at:

Orbits

Chief Steward of the meeting: Marek Kiisa

Clerk of the Course: Avo Elme

Chief of Timing &amp; Scoring: Asper Leppik

Printed: 9.07.2010 23:02:50



# Summer Race 2010 (FRC,ERC,NEZ RC,BS Cup)

F-3, F-Renault, F-Baltic

Audru circuit 2,173 Km

Nordic F3 Masters, Formula Renault, Formula Baltic - free practice

9.07.2010 11:00

Practice started at 10:56:42

Lap	Lap Tm	Diff	Time of Day
13	51.731	+0.237	11:10:18.000
14	51.815	+0.321	11:11:09.815
15	<b>51.494</b>		11:12:01.309
16	51.825	+0.331	11:12:53.134

(21) Ronnie Lundströmer

Lap	Lap Tm	Diff	Time of Day
1	1:05.614	+13.841	10:58:21.820
2	54.021	+2.248	10:59:15.841
3	53.600	+1.827	11:00:09.441
4	55.343	+3.570	11:01:04.784
5	52.687	+0.914	11:01:57.471
6	52.334	+0.561	11:02:49.805
7	52.097	+0.324	11:03:41.902
8	52.018	+0.245	11:04:33.920
9	<b>51.773</b>		11:05:25.693
10	52.193	+0.420	11:06:17.886
11	52.367	+0.594	11:07:10.253
12	53.113	+1.340	11:08:03.366
p13	1:15.248	+23.475	11:09:18.614
14	2:33.450	+1:41.677	11:11:52.064
15	53.150	+1.377	11:12:45.214

(8) Risto Tonteri

Lap	Lap Tm	Diff	Time of Day
1	1:15.114	+22.877	11:00:16.385
2	55.938	+3.701	11:01:12.323
3	53.987	+1.750	11:02:06.310
4	55.048	+2.811	11:03:01.358
5	52.953	+0.716	11:03:54.311
6	<b>52.237</b>		11:04:46.548
7	52.503	+0.266	11:05:39.051
8	52.567	+0.330	11:06:31.618
9	53.039	+0.802	11:07:24.657
10	54.903	+2.666	11:08:19.560
11	52.428	+0.191	11:09:11.988
12	52.763	+0.526	11:10:04.751
13	52.252	+0.015	11:10:57.003
14	53.350	+1.113	11:11:50.353

(16) Henri Rajala

Lap	Lap Tm	Diff	Time of Day
1	1:09.325	+16.549	10:58:46.704
p2	1:38.078	+45.302	11:00:24.782
p3	5:24.555	+4:31.779	11:05:49.337
4	1:06.318	+13.542	11:06:55.655
5	54.238	+1.462	11:07:49.893
6	53.512	+0.736	11:08:43.405
7	54.186	+1.410	11:09:37.591
8	54.682	+1.906	11:10:32.273
9	53.122	+0.346	11:11:25.395
10	<b>52.776</b>		11:12:18.171

(77) Erko Vallbaum

Lap	Lap Tm	Diff	Time of Day
1	1:12.932	+19.682	11:00:38.446
2	56.099	+2.849	11:01:34.545
3	54.637	+1.387	11:02:29.182
4	55.494	+2.244	11:03:24.676
5	55.894	+2.644	11:04:20.570
6	57.252	+4.002	11:05:17.822
7	55.934	+2.684	11:06:13.756
8	55.173	+1.923	11:07:08.929
9	56.554	+3.304	11:08:05.483
10	53.770	+0.520	11:08:59.253
11	54.160	+0.910	11:09:53.413
12	53.780	+0.530	11:10:47.193
13	<b>53.250</b>		11:11:40.443
14	53.366	+0.116	11:12:33.809

## Summer Race 2010 (FRC,ERC,NEZ RC,BS Cup)

Sorted on Best Lap time

F-3, F-Renault, F-Baltic

Audru circuit 2,173 Km

Nordic F3 Masters, Formula Renault, Formula Baltic - qualification

9.07.2010 15:10

Qualifying started at 15:09:50

Pos	No.	Name	Nat	Entrant/Race Team	Make	Best Tm	Diff	Gap	Laps	In Lap	Best Speed
1	5	Miika Kunranta	FIN	Koiranen Bros.	Formula Renault 2,0	50.095			13	8	156,159
2	2	Daniel Roos	SWE	Team BS Motorsport	Formula Renault 2,0	50.152	0.057	0.057	16	3	155,982
3	14	Kimmo Joutvu	FIN	AAU	Dallara F396	50.292	0.197	0.140	16	13	155,548
4	15	Jani Tammi	FIN	500-K	Dallara F301	50.308	0.213	0.016	8	8	155,498
5	3	Kevin Kleveros	SWE	Trackstar Racing	Formula Renault 2,0	50.344	0.249	0.036	17	5	155,387
6	6	Marcus Nykopp	FIN	Koiranen Bros.	Formula Renault 2,0	50.475	0.380	0.131	21	21	154,984
7	90	Raivo Tamm	EST	T.T. Racing	Dallara F399	50.536	0.441	0.061	17	8	154,797
8	17	Mattias Lindberg	SWE	Team BS Motorsport	Formula Renault 2,0	50.544	0.449	0.008	19	8	154,772
9	24	Johannes Moor	EST	T.T. Racing	Formula Renault 2,0	50.546	0.451	0.002	21	14	154,766
10	11	Oskari Kurki-Suonio	FIN	XON SC	Formula Renault 2,0	50.794	0.699	0.248	22	8	154,010
11	9	Antti Rammo	EST	P1 Motorsport	Formula Renault 2,0	50.949	0.854	0.155	21	6	153,542
12	21	Ronnie Lundströmer	SWE	Trackstar Racing	Formula Renault 2,0	50.995	0.900	0.046	21	14	153,403
13	1	John Bryant-Meisner	SWE	Team BS Motorsport	Formula Renault 2,0	51.094	0.999	0.099	21	21	153,106
14	4	Eimantas Siaurys	LIT	Trackstar Racing	Formula Renault 2,0	51.108	1.013	0.014	19	9	153,064
15	8	Risto Tonteri	FIN	500-K	Dallara F399	51.533	1.438	0.425	20	14	151,802
16	78	Toomas Kallasmaa	EST	Yellow Racing	Reynard 893	51.671	1.576	0.138	7	6	151,396
17	16	Henri Rajala	FIN	EPUA	Formula Renault 2,0	51.740	1.645	0.069	22	11	151,194
18	77	Erko Vallbaum	EST	M.K.E Motorsport	Formula Renault 2,0	51.888	1.793	0.148	20	17	150,763



## Summer Race 2010 (FRC,ERC,NEZ RC,BS Cup)

Sorted on Best Lap time

F-3, F-Renault, F-Baltic

Audru circuit 2,173 Km

Nordic F3 Masters, Formula Renault, Formula Baltic - qualification

9.07.2010 15:10

Qualifying started at 15:09:50

Pos	No.	Name	Nat	Entrant/Race Team	Make	Best Tm	Diff	Gap	Laps	In Lap	Best Speed
Formula Baltic											
1	90	Raivo Tamm	EST	T.T. Racing	Dallara F399	50.536			17	8	154,797
2	78	Toomas Kallasmaa	EST	Yellow Racing	Reynard 893	51.671	1.135	1.135	7	6	151,396
3	77	Erko Vallbaum	EST	M.K.E Motorsport	Formula Renault 2,0	51.888	1.352	0.217	20	17	150,763
Formula Renault 2,0											
1	5	Miika Kunnranta	FIN	Koiranen Bros.	Formula Renault 2,0	50.095			13	8	156,159
2	2	Daniel Roos	SWE	Team BS Motorsport	Formula Renault 2,0	50.152	0.057	0.057	16	3	155,982
3	3	Kevin Kleveros	SWE	Trackstar Racing	Formula Renault 2,0	50.344	0.249	0.192	17	5	155,387
4	6	Marcus Nykopp	FIN	Koiranen Bros.	Formula Renault 2,0	50.475	0.380	0.131	21	21	154,984
5	17	Mattias Lindberg	SWE	Team BS Motorsport	Formula Renault 2,0	50.544	0.449	0.069	19	8	154,772
6	24	Johannes Moor	EST	T.T. Racing	Formula Renault 2,0	50.546	0.451	0.002	21	14	154,766
7	11	Oskari Kurki-Suonio	FIN	XON SC	Formula Renault 2,0	50.794	0.699	0.248	22	8	154,010
8	9	Antti Rammo	EST	P1 Motorsport	Formula Renault 2,0	50.949	0.854	0.155	21	6	153,542
9	21	Ronnie Lundströmer	SWE	Trackstar Racing	Formula Renault 2,0	50.995	0.900	0.046	21	14	153,403
10	1	John Bryant-Meisner	SWE	Team BS Motorsport	Formula Renault 2,0	51.094	0.999	0.099	21	21	153,106
11	4	Eimantas Siaurys	LIT	Trackstar Racing	Formula Renault 2,0	51.108	1.013	0.014	19	9	153,064
12	16	Henri Rajala	FIN	EPUA	Formula Renault 2,0	51.740	1.645	0.632	22	11	151,194
Nordic F3 Masters											
1	14	Kimmo Joutvuuo	FIN	AAU	Dallara F396	50.292			16	13	155,548
2	15	Jani Tammi	FIN	500-K	Dallara F301	50.308	0.016	0.016	8	8	155,498
3	8	Risto Tonteri	FIN	500-K	Dallara F399	51.533	1.241	1.225	20	14	151,802

## Summer Race 2010 (FRC,ERC,NEZ RC,BS Cup)

F-3, F-Renault, F-Baltic

Audru circuit 2,173 Km

Nordic F3 Masters, Formula Renault, Formula Baltic - qualification

9.07.2010 15:10

Qualifying started at 15:09:50

Lap	Lap Tm	Diff	Time of Day	Lap	Lap Tm	Diff	Time of Day	Lap	Lap Tm	Diff	Time of Day
(5) Miika Kunranta											
1	1:16.900	+26.805	15:11:42.925	4	50.926	+0.582	15:17:24.023	9	57.410	+6.866	15:18:32.714
2	54.370	+4.275	15:12:37.295	5	<b>50.344</b>		15:18:14.367	10	50.704	+0.160	15:19:23.418
3	51.055	+0.960	15:13:28.350	6	50.836	+0.492	15:19:05.203	p11	1:18.161	+27.617	15:20:41.579
4	50.504	+0.409	15:14:18.854	7	1:02.088	+11.744	15:20:07.291	12	2:27.683	+1:37.139	15:23:09.262
5	51.240	+1.145	15:15:10.094	8	50.790	+0.446	15:20:58.081	13	50.602	+0.058	15:23:59.864
6	50.330	+0.235	15:16:00.424	9	50.396	+0.052	15:21:48.477	14	52.343	+1.799	15:24:52.207
7	50.183	+0.088	15:16:50.607	10	50.360	+0.016	15:22:38.837	15	50.843	+0.299	15:25:43.050
8	<b>50.095</b>		15:17:40.702	p11	1:19.209	+28.865	15:23:58.046	16	51.556	+1.012	15:26:34.606
9	50.801	+0.706	15:18:31.503	12	1:43.745	+53.401	15:25:41.791	17	50.952	+0.408	15:27:25.558
10	50.502	+0.407	15:19:22.005	13	50.614	+0.270	15:26:32.405	18	51.422	+0.878	15:28:16.980
11	50.450	+0.355	15:20:12.455	14	51.059	+0.715	15:27:23.464	p19	1:18.647	+28.103	15:29:35.627
12	50.726	+0.631	15:21:03.181	15	51.802	+1.458	15:28:15.266	(24) Johannes Moor			
13	51.527	+1.432	15:21:54.708	16	50.412	+0.068	15:29:05.678	1	1:18.592	+28.046	15:11:38.512
(2) Daniel Roos											
1	5:03.696	+4:13.544	15:15:58.921	17	50.544	+0.200	15:29:56.222	2	1:10.214	+19.668	15:12:48.726
2	50.264	+0.112	15:16:49.185	(6) Marcus Nykopp				3	51.940	+1.394	15:13:40.666
3	<b>50.152</b>		15:17:39.337	1	1:11.344	+20.869	15:11:30.100	4	1:01.247	+10.701	15:14:41.913
4	50.282	+0.130	15:18:29.619	2	53.668	+3.193	15:12:23.768	5	51.983	+1.437	15:15:33.896
5	50.547	+0.395	15:19:20.166	3	51.454	+0.979	15:13:15.222	6	50.877	+0.331	15:16:24.773
6	50.597	+0.445	15:20:10.763	4	51.252	+0.777	15:14:06.474	7	50.565	+0.019	15:17:15.338
7	1:01.024	+10.872	15:21:11.787	5	50.964	+0.489	15:14:57.438	8	50.668	+0.122	15:18:06.006
8	50.334	+0.182	15:22:02.121	6	50.792	+0.317	15:15:48.230	p9	1:09.033	+18.487	15:19:15.039
9	50.267	+0.115	15:22:52.388	7	52.082	+1.607	15:16:40.312	10	1:38.577	+48.031	15:20:53.616
10	56.445	+6.293	15:23:48.833	8	50.923	+0.448	15:17:31.235	11	51.135	+0.589	15:21:44.751
11	53.116	+2.964	15:24:41.949	p9	1:13.697	+23.222	15:18:44.932	12	50.977	+0.431	15:22:35.728
12	51.159	+1.007	15:25:33.108	10	2:14.389	+1:23.914	15:20:59.321	13	50.591	+0.045	15:23:26.319
13	53.181	+3.029	15:26:26.289	11	51.211	+0.736	15:21:50.532	14	<b>50.546</b>		15:24:16.865
p14	1:16.027	+25.875	15:27:42.316	12	51.556	+1.081	15:22:42.088	15	57.584	+7.038	15:25:14.449
15	1:38.793	+48.641	15:29:21.109	13	50.940	+0.465	15:23:33.028	16	50.619	+0.073	15:26:05.068
16	50.603	+0.451	15:30:11.712	14	51.537	+1.062	15:24:24.565	17	53.310	+2.764	15:26:58.378
(14) Kimmo Joutvuo											
1	1:09.899	+19.607	15:12:08.289	15	55.459	+4.984	15:25:20.024	18	50.624	+0.078	15:27:49.002
2	52.550	+2.258	15:13:00.839	16	50.920	+0.445	15:26:10.944	19	50.553	+0.007	15:28:39.555
3	51.330	+1.038	15:13:52.169	17	54.548	+4.073	15:27:05.492	20	50.608	+0.062	15:29:30.163
4	51.046	+0.754	15:14:43.215	18	57.375	+6.900	15:28:02.867	21	52.940	+2.394	15:30:23.103
5	51.280	+0.988	15:15:34.495	19	50.907	+0.432	15:28:53.774	(11) Oskari Kurki-Suonio			
p6	1:11.646	+21.354	15:16:46.141	20	50.846	+0.371	15:29:44.620	1	1:16.698	+25.904	15:11:40.755
7	1:39.642	+49.350	15:18:25.783	21	<b>50.475</b>		15:30:35.095	2	57.124	+6.330	15:12:37.879
8	50.522	+0.230	15:19:16.305	(90) Raivo Tamm				3	52.916	+2.122	15:13:30.795
9	1:12.077	+21.785	15:20:28.382	1	1:18.619	+28.083	15:11:40.483	4	53.575	+2.781	15:14:24.370
10	51.878	+1.586	15:21:20.260	2	57.827	+7.291	15:12:38.310	5	51.567	+0.773	15:15:15.937
11	50.986	+0.694	15:22:11.246	3	52.867	+2.331	15:13:31.177	6	51.292	+0.498	15:16:07.229
12	52.703	+2.411	15:23:03.949	4	53.531	+2.995	15:14:24.708	7	51.965	+1.171	15:16:59.194
13	<b>50.292</b>		15:23:54.241	5	51.625	+1.089	15:15:16.333	8	<b>50.794</b>		15:17:49.988
14	1:28.517	+38.225	15:25:22.758	6	55.314	+4.778	15:16:11.647	9	51.421	+0.627	15:18:41.409
15	51.224	+0.932	15:26:13.982	7	50.950	+0.414	15:17:02.597	10	51.271	+0.477	15:19:32.680
16	50.841	+0.549	15:27:04.823	8	<b>50.536</b>		15:17:53.133	11	51.373	+0.579	15:20:24.053
(15) Jani Tammi											
1	1:18.517	+28.209	15:13:02.729	9	53.848	+3.312	15:18:46.981	12	51.469	+0.675	15:21:15.522
2	57.501	+7.193	15:14:00.230	10	51.738	+1.202	15:19:38.719	13	51.270	+0.476	15:22:06.792
3	52.723	+2.415	15:14:52.953	11	54.394	+3.858	15:20:33.113	p14	1:09.059	+18.265	15:23:15.851
4	50.642	+0.334	15:15:43.595	12	51.256	+0.720	15:21:24.369	15	1:37.935	+47.141	15:24:53.786
5	50.624	+0.316	15:16:34.219	p13	1:20.757	+30.221	15:22:45.126	16	51.259	+0.465	15:25:45.045
6	50.641	+0.333	15:17:24.860	14	2:44.899	+1:54.363	15:25:30.025	17	51.467	+0.673	15:26:36.512
7	50.510	+0.202	15:18:15.370	15	51.301	+0.765	15:26:21.326	18	51.303	+0.509	15:27:27.815
8	<b>50.308</b>		15:19:05.678	16	51.516	+0.980	15:27:12.842	19	51.270	+0.476	15:28:19.085
(3) Kevin Kleveros											
1	3:39.750	+2:49.406	15:14:46.228	p17	1:19.782	+29.246	15:28:32.624	20	51.542	+0.748	15:29:10.627
2	51.347	+1.003	15:15:37.575	(17) Mattias Lindberg				21	51.213	+0.419	15:30:01.840
3	55.522	+5.178	15:16:33.097	1	1:11.143	+20.599	15:11:28.671	22	51.553	+0.759	15:30:53.393
(9) Antti Rammo											
1	1:30.713	+39.764	15:13:38.387	2	53.602	+3.058	15:12:22.273	1	1:30.713	+39.764	15:13:38.387
2	54.899	+3.950	15:14:33.286	3	51.435	+0.891	15:13:13.708	2	54.899	+3.950	15:14:33.286
3	50.831	+0.882	15:15:25.117	4	50.874	+0.330	15:14:04.582	3	50.831	+0.882	15:15:25.117
4	57.227	+6.278	15:16:22.344	5	50.863	+0.319	15:14:55.445	4	57.227	+6.278	15:16:22.344
5	51.289	+0.340	15:17:13.633	6	50.561	+0.017	15:15:46.006	5	51.289	+0.340	15:17:13.633
6	<b>50.949</b>		15:18:04.582	7	58.754	+8.210	15:16:44.760	6	<b>50.949</b>		15:18:04.582

Race organizer: A2 Management Posted at:

Officialised at:

Orbits

Chief Steward of the meeting: Marek Kiisa

Clerk of the Course: Avo Elme

Chief of Timing &amp; Scoring: Asper Leppik

Printed: 9.07.2010 23:03:50

## Summer Race 2010 (FRC,ERC,NEZ RC,BS Cup)

F-3, F-Renault, F-Baltic

Audru circuit 2,173 Km

Nordic F3 Masters, Formula Renault, Formula Baltic - qualification

9.07.2010 15:10

Qualifying started at 15:09:50

Lap	Lap Tm	Diff	Time of Day	Lap	Lap Tm	Diff	Time of Day	Lap	Lap Tm	Diff	Time of Day
7	53.842	+2.893	15:18:58.424	4	55.425	+4.317	15:14:32.209	18	1:20.233	+28.493	15:27:23.232
8	51.458	+0.509	15:19:49.882	5	51.788	+0.680	15:15:23.997	19	55.035	+3.295	15:28:18.267
9	51.968	+1.019	15:20:41.850	6	52.429	+1.321	15:16:16.426	20	52.963	+1.223	15:29:11.230
10	51.454	+0.505	15:21:33.304	7	52.127	+1.019	15:17:08.553	21	53.698	+1.958	15:30:04.928
11	51.175	+0.226	15:22:24.479	8	51.124	+0.016	15:17:59.677	22	52.319	+0.579	15:30:57.247
12	51.153	+0.204	15:23:15.632	9	<b>51.108</b>		15:18:50.785				
13	51.073	+0.124	15:24:06.705	p10	1:18.523	+27.415	15:20:09.308	(77) Erko Vallbaum			
14	51.426	+0.477	15:24:58.131	11	2:01.585	+1:10.477	15:22:10.893	1	1:19.305	+27.417	15:12:33.965
15	50.994	+0.045	15:25:49.125	12	51.360	+0.252	15:23:02.253	2	55.975	+4.087	15:13:29.940
16	52.691	+1.742	15:26:41.816	13	51.376	+0.268	15:23:53.629	3	57.210	+5.322	15:14:27.150
17	51.477	+0.528	15:27:33.293	14	51.488	+0.380	15:24:45.117	4	54.404	+2.516	15:15:21.554
18	51.204	+0.255	15:28:24.497	15	52.580	+1.472	15:25:37.697	5	54.222	+2.334	15:16:15.776
19	51.498	+0.549	15:29:15.995	16	1:03.757	+12.649	15:26:41.454	6	53.731	+1.843	15:17:09.507
20	51.428	+0.479	15:30:07.423	17	52.787	+1.679	15:27:34.241	7	52.948	+1.060	15:18:02.455
21	51.097	+0.148	15:30:58.520	p18	1:14.281	+23.173	15:28:48.522	8	52.897	+1.009	15:18:55.352
				19	1:52.651	+1:01.543	15:30:41.173	9	53.265	+1.377	15:19:48.617
(21) Ronnie Lundströmer								10	53.918	+2.030	15:20:42.535
1	1:15.547	+24.552	15:11:44.125	(8) Risto Tonteri				11	53.682	+1.794	15:21:36.217
2	54.567	+3.572	15:12:38.692	1	1:16.695	+25.162	15:12:24.835	12	52.343	+0.455	15:22:28.560
3	53.197	+2.202	15:13:31.889	2	57.078	+5.545	15:13:21.913	13	52.051	+0.163	15:23:20.611
4	59.065	+8.070	15:14:30.954	3	55.800	+4.267	15:14:17.713	14	52.422	+0.534	15:24:13.033
5	51.679	+0.684	15:15:22.633	4	56.152	+4.619	15:15:13.865	15	52.908	+1.020	15:25:05.941
6	51.594	+0.599	15:16:14.227	5	53.072	+1.539	15:16:06.937	16	52.167	+0.279	15:25:58.108
7	51.358	+0.363	15:17:05.585	6	53.203	+1.670	15:17:00.140	17	<b>51.888</b>		15:26:49.996
8	51.410	+0.415	15:17:56.995	7	52.143	+0.610	15:17:52.283	18	52.002	+0.114	15:27:41.998
9	51.746	+0.751	15:18:48.741	8	53.663	+2.130	15:18:45.946	19	51.991	+0.103	15:28:33.989
10	51.301	+0.306	15:19:40.042	9	52.597	+1.064	15:19:38.543	20	52.036	+0.148	15:29:26.025
11	53.628	+2.633	15:20:33.670	10	55.681	+4.148	15:20:34.224				
p12	1:14.683	+23.688	15:21:48.353	11	52.838	+1.305	15:21:27.062				
13	1:46.958	+55.963	15:23:35.311	12	52.367	+0.834	15:22:19.429				
14	<b>50.995</b>		15:24:26.306	13	52.063	+0.530	15:23:11.492				
15	51.996	+1.001	15:25:18.302	14	<b>51.533</b>		15:24:03.025				
16	53.883	+2.888	15:26:12.185	p15	1:12.556	+21.023	15:25:15.581				
17	52.280	+1.285	15:27:04.465	16	1:48.116	+56.583	15:27:03.697				
18	51.987	+0.992	15:27:56.452	17	53.705	+2.172	15:27:57.402				
19	51.108	+0.113	15:28:47.560	18	52.357	+0.824	15:28:49.759				
20	51.425	+0.430	15:29:38.985	19	52.061	+0.528	15:29:41.820				
21	51.698	+0.703	15:30:30.683	20	51.612	+0.079	15:30:33.432				
(1) John Bryant-Meisner				(78) Toomas Kallasmaa							
1	1:11.309	+20.215	15:11:57.448	1	1:19.188	+27.517	15:12:32.312				
2	52.640	+1.546	15:12:50.088	2	53.325	+1.654	15:13:25.637				
3	51.850	+0.756	15:13:41.938	3	52.185	+0.514	15:14:17.822				
4	57.669	+6.575	15:14:39.607	4	53.533	+1.862	15:15:11.355				
5	57.633	+6.539	15:15:37.240	5	52.485	+0.814	15:16:03.840				
6	51.989	+0.895	15:16:29.229	6	<b>51.671</b>		15:16:55.511				
7	51.323	+0.229	15:17:20.552	7	51.842	+0.171	15:17:47.353				
8	51.366	+0.272	15:18:11.918								
9	1:20.892	+29.798	15:19:32.810	(16) Henri Rajala							
10	53.374	+2.280	15:20:26.184	1	1:13.950	+22.210	15:11:49.094				
11	51.678	+0.584	15:21:17.862	2	53.471	+1.731	15:12:42.565				
12	51.543	+0.449	15:22:09.405	3	53.020	+1.280	15:13:35.585				
13	51.439	+0.345	15:23:00.844	4	59.054	+7.314	15:14:34.639				
p14	1:15.708	+24.614	15:24:16.552	5	52.370	+0.630	15:15:27.009				
15	1:30.292	+39.198	15:25:46.844	6	52.204	+0.464	15:16:19.213				
16	52.239	+1.145	15:26:39.083	7	51.747	+0.007	15:17:10.960				
17	51.306	+0.212	15:27:30.389	8	55.747	+4.007	15:18:06.707				
18	51.254	+0.160	15:28:21.643	9	52.263	+0.523	15:18:58.970				
19	51.240	+0.146	15:29:12.883	10	51.948	+0.208	15:19:50.918				
20	51.254	+0.160	15:30:04.137	11	<b>51.740</b>		15:20:42.658				
21	<b>51.094</b>		15:30:55.231	12	51.990	+0.250	15:21:34.648				
(4) Eimantas Siaurys				13	52.558	+0.818	15:22:27.206				
1	1:06.915	+15.807	15:11:51.368	14	52.560	+0.820	15:23:19.766				
2	52.537	+1.429	15:12:43.905	15	56.571	+4.831	15:24:16.337				
3	52.879	+1.771	15:13:36.784	16	54.886	+3.146	15:25:11.223				
				17	51.776	+0.036	15:26:02.999				

Race organizer: A2 Management Posted at:

Officialised at:

Orbits

Chief Steward of the meeting: Marek Kiisa

Clerk of the Course: Avo Elme

Chief of Timing &amp; Scoring: Asper Leppik

Printed: 9.07.2010 23:03:50

## Summer Race 2010 (FRC,ERC,NEZ RC,BS Cup)

Sorted on Laps

F-3, F-Renault, F-Baltic

Audru circuit 2,173 Km

Nordic F3 Masters, Formula Renault, Formula Baltic - 1st Race, 20 min

10.07.2010 10:15

Race started at 10:16:33

Pos	No.	Name	Nat	Entrant/Race Team	Make	Laps	Total Tm	Diff	Gap	Best Tm	Best Speed
1	5	Miika Kunranta	FIN	Koiranen Bros.	Formula Renault 2,0	24	20:23.683			50.150	155,988
2	2	Daniel Roos	SWE	Team BS Motorsport	Formula Renault 2,0	24	20:38.195	14.512	4.512	50.271	155,613
3	24	Johannes Moor	EST	T.T. Racing	Formula Renault 2,0	24	20:38.333	14.650	0.138	50.720	154,235
4	6	Marcus Nykopp	FIN	Koiranen Bros.	Formula Renault 2,0	24	20:40.771	17.088	2.438	50.644	154,466
5	1	John Bryant-Meisner	SWE	Team BS Motorsport	Formula Renault 2,0	24	20:41.611	17.928	0.840	50.890	153,720
6	78	Toomas Kallasmaa	EST	Yellow Racing	Reynard 893	24	20:43.218	19.535	1.607	50.346	155,381
7	90	Raivo Tamm	EST	T.T. Racing	Dallara F399	24	20:44.862	21.179	1.644	50.752	154,138
8	15	Jani Tammi	FIN	500-K	Dallara F301	24	20:51.774	28.091	6.912	50.649	154,451
9	21	Ronnie Lundströmer	SWE	Trackstar Racing	Formula Renault 2,0	24	21:29.417	:05.734	:7.643	51.014	153,346
10	4	Eimantas Siaurus	LIT	Trackstar Racing	Formula Renault 2,0	23	20:17.021	1 Lap	1 Lap	50.946	153,551
11	11	Oskari Kurki-Suonio	FIN	XON SC	Formula Renault 2,0	23	20:31.556	1 Lap	4.535	51.197	152,798
12	77	Erko Vallbaum	EST	M.K.E Motorsport	Formula Renault 2,0	23	20:31.725	1 Lap	0.169	51.887	150,766
13	3	Kevin Kleveros	SWE	Trackstar Racing	Formula Renault 2,0	23	21:03.342	1 Lap	1.617	50.822	153,925
14	8	Risto Tonteri	FIN	500-K	Dallara F399	21	18:34.945	3 Laps	! Laps	51.012	153,352
15	16	Henri Rajala	FIN	EPUA	Formula Renault 2,0	18	16:31.841	6 Laps	! Laps	51.606	151,587
16	9	Antti Rammo	EST	P1 Motorsport	Formula Renault 2,0	18	16:40.743	6 Laps	8.902	51.457	152,026
17	17	Mattias Lindberg	SWE	Team BS Motorsport	Formula Renault 2,0	14	13:13.060	10 Laps	! Laps	50.833	153,892
Not classified											
NS	14	Kimmo Joutvuo	FIN	AAU	Dallara F396		0.000	DNS	! Laps		-

Margin of Victory	Avg. Speed	Best Lap Tm	Best Speed	Best Lap by
14.512	153,428	50.150	155,988	5 - Miika Kunranta

Race organizer: A2 Management Posted at:

Officialised at:

Orbits

Chief Steward of the meeting: Marek Kiisa

Clerk of the Course: Avo Elme

Chief of Timing &amp; Scoring: Asper Leppik



## Summer Race 2010 (FRC,ERC,NEZ RC,BS Cup)

Sorted on Laps

F-3, F-Renault, F-Baltic

Audru circuit 2,173 Km

Nordic F3 Masters, Formula Renault, Formula Baltic - 1st Race, 20 min

10.07.2010 10:15

Race started at 10:16:33

Pos	No.	Name	Nat	Entrant/Race Team	Make	Laps	Total Tm	Diff	Gap	Best Tm	Best Speed
Formula Baltic											
1	78	Toomas Kallasmaa	EST	Yellow Racing	Reynard 893	24	20:43.218			50.346	155,381
2	90	Raivo Tamm	EST	T.T. Racing	Dallara F399	24	20:44.862	1.644	1.644	50.752	154,138
3	77	Erko Vallbaum	EST	M.K.E Motorsport	Formula Renault 2,0	23	20:31.725	1 Lap	1 Lap	51.887	150,766
Formula Renault 2,0											
1	5	Miika Kunranta	FIN	Koiranen Bros.	Formula Renault 2,0	24	20:23.683			50.150	155,988
2	2	Daniel Roos	SWE	Team BS Motorsport	Formula Renault 2,0	24	20:38.195	14.512	4.512	50.271	155,613
3	24	Johannes Moor	EST	T.T. Racing	Formula Renault 2,0	24	20:38.333	14.650	0.138	50.720	154,235
4	6	Marcus Nykopp	FIN	Koiranen Bros.	Formula Renault 2,0	24	20:40.771	17.088	2.438	50.644	154,466
5	1	John Bryant-Meisner	SWE	Team BS Motorsport	Formula Renault 2,0	24	20:41.611	17.928	0.840	50.890	153,720
6	21	Ronnie Lundströmer	SWE	Trackstar Racing	Formula Renault 2,0	24	21:29.417	:05.734	:7.806	51.014	153,346
7	4	Eimantas Siaurus	LIT	Trackstar Racing	Formula Renault 2,0	23	20:17.021	1 Lap	1 Lap	50.946	153,551
8	11	Oskari Kurki-Suonio	FIN	XON SC	Formula Renault 2,0	23	20:31.556	1 Lap	4.535	51.197	152,798
9	3	Kevin Kleveros	SWE	Trackstar Racing	Formula Renault 2,0	23	21:03.342	1 Lap	1.786	50.822	153,925
10	16	Henri Rajala	FIN	EPUA	Formula Renault 2,0	18	16:31.841	6 Laps	3 Laps	51.606	151,587
11	9	Antti Rammo	EST	P1 Motorsport	Formula Renault 2,0	18	16:40.743	6 Laps	8.902	51.457	152,026
12	17	Mattias Lindberg	SWE	Team BS Motorsport	Formula Renault 2,0	14	13:13.060	10 Laps	1 Laps	50.833	153,892
Nordic F3 Masters											
1	15	Jani Tammi	FIN	500-K	Dallara F301	24	20:51.774			50.649	154,451
2	8	Risto Tonteri	FIN	500-K	Dallara F399	21	18:34.945	3 Laps	3 Laps	51.012	153,352
Not classified											
DNS	14	Kimmo Joutvuuo	FIN	AAU	Dallara F396		0.000	DNS	1 Laps		-

Margin of Victory	Avg. Speed	Best Lap Tm	Best Speed	Best Lap by
14.512	153,428	50.150	155,988	5 - Miika Kunranta

Race organizer: A2 Management Posted at:

Officialised at:

Orbits

Chief Steward of the meeting: Marek Kiisa

Clerk of the Course: Avo Elme

Chief of Timing &amp; Scoring: Asper Leppik

## Summer Race 2010 (FRC,ERC,NEZ RC,BS Cup)

F-3, F-Renault, F-Baltic

Audru circuit 2,173 Km

Nordic F3 Masters, Formula Renault, Formula Baltic - 1st Race, 20 min

10.07.2010 10:15

Race started at 10:16:33

Lap	Lap Tm	Diff	Time of Day	Lap	Lap Tm	Diff	Time of Day	Lap	Lap Tm	Diff	Time of Day
<b>(5) Miika Kunranta</b>				13	50.975	+0.255	10:27:50.696	1	58.850	+8.504	10:17:37.362
1	53.974	+3.824	10:17:27.457	14	50.881	+0.161	10:28:41.577	2	53.409	+3.063	10:18:30.771
2	51.907	+1.757	10:18:19.364	15	50.798	+0.078	10:29:32.375	3	52.595	+2.249	10:19:23.366
3	51.690	+1.540	10:19:11.054	16	50.908	+0.188	10:30:23.283	4	51.991	+1.645	10:20:15.357
4	50.830	+0.680	10:20:01.884	17	<b>50.720</b>		10:31:14.003	5	51.736	+1.390	10:21:07.093
5	50.428	+0.278	10:20:52.312	18	50.993	+0.273	10:32:04.996	6	51.243	+0.897	10:21:58.336
6	50.478	+0.328	10:21:42.790	19	50.903	+0.183	10:32:55.899	7	52.921	+2.575	10:22:51.257
7	50.519	+0.369	10:22:33.309	20	51.186	+0.466	10:33:47.085	8	52.096	+1.750	10:23:43.353
8	50.352	+0.202	10:23:23.661	21	51.630	+0.910	10:34:38.715	9	50.941	+0.595	10:24:34.294
9	50.428	+0.278	10:24:14.089	22	50.854	+0.134	10:35:29.569	10	50.841	+0.495	10:25:25.135
10	<b>50.150</b>		10:25:04.239	23	50.929	+0.209	10:36:20.498	11	50.646	+0.300	10:26:15.781
11	50.416	+0.266	10:25:54.655	24	51.318	+0.598	10:37:11.816	12	51.123	+0.777	10:27:06.904
12	50.602	+0.452	10:26:45.257	<b>(6) Marcus Nykopp</b>				13	50.865	+0.519	10:27:57.769
13	50.417	+0.267	10:27:35.674	1	56.043	+5.399	10:17:30.876	14	50.686	+0.340	10:28:48.455
14	51.380	+1.230	10:28:27.054	2	53.466	+2.822	10:18:24.342	15	50.490	+0.144	10:29:38.945
15	50.503	+0.353	10:29:17.557	3	51.569	+0.925	10:19:15.911	16	50.569	+0.223	10:30:29.514
16	52.400	+2.250	10:30:09.957	4	51.491	+0.847	10:20:07.402	17	50.419	+0.073	10:31:19.933
17	50.562	+0.412	10:31:00.519	5	51.814	+1.170	10:20:59.216	18	<b>50.346</b>		10:32:10.279
18	50.413	+0.263	10:31:50.932	6	50.919	+0.275	10:21:50.135	19	51.032	+0.686	10:33:01.311
19	50.926	+0.776	10:32:41.858	7	51.334	+0.690	10:22:41.469	20	50.846	+0.500	10:33:52.157
20	50.787	+0.637	10:33:32.645	8	51.610	+0.966	10:23:33.079	21	50.604	+0.258	10:34:42.761
21	50.592	+0.442	10:34:23.237	9	51.146	+0.502	10:24:24.225	22	51.223	+0.877	10:35:33.984
22	51.565	+1.415	10:35:14.802	10	52.095	+1.451	10:25:16.320	23	51.548	+1.202	10:36:25.532
23	51.345	+1.195	10:36:06.147	11	51.683	+1.039	10:26:08.003	24	51.169	+0.823	10:37:16.701
24	51.019	+0.869	10:36:57.166	12	50.810	+0.166	10:26:58.813	<b>(90) Raivo Tamm</b>			
<b>(2) Daniel Roos</b>				13	50.752	+0.108	10:27:49.565	1	58.110	+7.358	10:17:35.941
1	55.825	+5.554	10:17:30.028	14	51.377	+0.733	10:28:40.942	2	52.616	+1.864	10:18:28.557
2	52.361	+2.090	10:18:22.389	15	<b>50.644</b>		10:29:31.586	3	52.395	+1.643	10:19:20.952
3	51.245	+0.974	10:19:13.634	16	50.962	+0.318	10:30:22.548	4	52.264	+1.512	10:20:13.216
4	50.989	+0.718	10:20:04.623	17	50.723	+0.079	10:31:13.271	5	51.702	+0.950	10:21:04.918
5	50.907	+0.636	10:20:55.530	18	50.774	+0.130	10:32:04.045	6	51.899	+1.147	10:21:56.817
6	50.579	+0.308	10:21:46.109	19	51.464	+0.820	10:32:55.509	7	50.847	+0.095	10:22:47.664
7	50.480	+0.209	10:22:36.589	20	51.272	+0.628	10:33:46.781	8	50.784	+0.032	10:23:38.448
8	50.347	+0.076	10:23:26.936	21	52.344	+1.700	10:34:39.125	9	51.027	+0.275	10:24:29.475
9	<b>50.271</b>		10:24:17.207	22	52.137	+1.493	10:35:31.262	10	51.086	+0.334	10:25:20.561
10	50.273	+0.002	10:25:07.480	23	51.649	+1.005	10:36:22.911	11	50.826	+0.074	10:26:11.387
11	50.344	+0.073	10:25:57.824	24	51.343	+0.699	10:37:14.254	12	51.951	+1.199	10:27:03.338
12	50.583	+0.312	10:26:48.407	<b>(1) John Bryant-Meisner</b>				13	50.978	+0.226	10:27:54.316
13	50.467	+0.196	10:27:38.874	1	56.958	+6.068	10:17:33.216	14	50.910	+0.158	10:28:45.226
14	54.435	+4.164	10:28:33.309	2	52.308	+1.418	10:18:25.524	15	50.834	+0.082	10:29:36.060
15	52.436	+2.165	10:29:25.745	3	52.164	+1.274	10:19:17.688	16	50.827	+0.075	10:30:26.887
16	52.060	+1.789	10:30:17.805	4	51.698	+0.808	10:20:09.386	17	51.066	+0.314	10:31:17.953
17	51.650	+1.379	10:31:09.455	5	51.531	+0.641	10:21:00.917	18	51.079	+0.327	10:32:09.032
18	51.804	+1.533	10:32:01.259	6	51.229	+0.339	10:21:52.146	19	51.585	+0.833	10:33:00.617
19	51.891	+1.620	10:32:53.150	7	51.159	+0.269	10:22:43.305	20	51.097	+0.345	10:33:51.714
20	51.610	+1.339	10:33:44.760	8	51.150	+0.260	10:23:34.455	21	<b>50.752</b>		10:34:42.466
21	51.527	+1.256	10:34:36.287	9	51.093	+0.203	10:24:25.548	22	51.382	+0.630	10:35:33.848
22	51.739	+1.468	10:35:28.026	10	52.482	+1.592	10:25:18.030	23	52.654	+1.902	10:36:26.502
23	51.859	+1.588	10:36:19.885	11	51.315	+0.425	10:26:09.345	24	51.843	+1.091	10:37:18.345
24	51.793	+1.522	10:37:11.678	12	51.366	+0.476	10:27:00.711	<b>(15) Jani Tammi</b>			
<b>(24) Johannes Moor</b>				13	<b>50.890</b>		10:27:51.601	1	59.060	+8.411	10:17:36.965
1	55.590	+4.870	10:17:30.963	14	51.387	+0.497	10:28:42.988	2	53.930	+3.281	10:18:30.895
2	52.615	+1.895	10:18:23.578	15	51.229	+0.339	10:29:34.217	3	53.339	+2.690	10:19:24.234
3	51.559	+0.839	10:19:15.137	16	51.138	+0.248	10:30:25.355	4	51.994	+1.345	10:20:16.228
4	51.734	+1.014	10:20:06.871	17	51.173	+0.283	10:31:16.528	5	52.437	+1.788	10:21:08.665
5	51.691	+0.971	10:20:58.562	18	51.202	+0.312	10:32:07.730	6	50.932	+0.283	10:21:59.597
6	51.094	+0.374	10:21:49.656	19	51.671	+0.781	10:32:59.401	7	52.028	+1.379	10:22:51.625
7	51.244	+0.524	10:22:40.900	20	51.004	+0.114	10:33:50.405	8	52.644	+1.995	10:23:44.269
8	50.879	+0.159	10:23:31.779	21	51.221	+0.331	10:34:41.626	9	<b>50.649</b>		10:24:34.918
9	51.214	+0.494	10:24:22.993	22	51.098	+0.208	10:35:32.724	10	51.204	+0.555	10:25:26.122
10	54.196	+3.476	10:25:17.189	23	51.058	+0.168	10:36:23.782	11	50.792	+0.143	10:26:16.914
11	51.658	+0.938	10:26:08.847	24	51.312	+0.422	10:37:15.094	12	50.879	+0.230	10:27:07.793
12	50.874	+0.154	10:26:59.721	<b>(78) Toomas Kallasmaa</b>				13	50.936	+0.287	10:27:58.729
				1	56.958	+6.068	10:17:33.216	14	51.014	+0.365	10:28:49.743

Race organizer: A2 Management Posted at:

Officialised at:

Orbits

Chief Steward of the meeting: Marek Kiisa

Clerk of the Course: Avo Elme

Chief of Timing &amp; Scoring: Asper Leppik

Printed: 10.07.2010 17:39:29



# Summer Race 2010 (FRC,ERC,NEZ RC,BS Cup)

F-3, F-Renault, F-Baltic

Audru circuit 2,173 Km

Nordic F3 Masters, Formula Renault, Formula Baltic - 1st Race, 20 min

10.07.2010 10:15

Race started at 10:16:33

Lap	Lap Tm	Diff	Time of Day
15	50.988	+0.339	10:29:40.731
16	51.068	+0.419	10:30:31.799
17	51.409	+0.760	10:31:23.208
18	51.279	+0.630	10:32:14.487
19	51.687	+1.038	10:33:06.174
20	51.672	+1.023	10:33:57.846
21	51.428	+0.779	10:34:49.274
22	51.420	+0.771	10:35:40.694
23	52.023	+1.374	10:36:32.717
24	52.540	+1.891	10:37:25.257

(21) Ronnie Lundströmer

Lap	Lap Tm	Diff	Time of Day
1	1:09.484	+18.470	10:17:45.464
2	53.907	+2.893	10:18:39.371
3	52.710	+1.696	10:19:32.081
4	51.644	+0.630	10:20:23.725
5	51.267	+0.253	10:21:14.992
6	51.924	+0.910	10:22:06.916
7	51.047	+0.033	10:22:57.963
8	51.354	+0.340	10:23:49.317
9	51.700	+0.686	10:24:41.017
10	52.987	+1.973	10:25:34.004
11	51.239	+0.225	10:26:25.243
12	51.892	+0.878	10:27:17.135
13	51.411	+0.397	10:28:08.546
14	<b>51.014</b>		10:28:59.560
15	55.780	+4.766	10:29:55.340
16	52.135	+1.121	10:30:47.475
17	51.708	+0.694	10:31:39.183
18	53.530	+2.516	10:32:32.713
19	52.507	+1.493	10:33:25.220
20	52.578	+1.564	10:34:17.798
21	52.113	+1.099	10:35:09.911
22	53.153	+2.139	10:36:03.064
23	53.301	+2.287	10:36:56.365
24	1:06.535	+15.521	10:38:02.900

(4) Eimantas Siaurys

Lap	Lap Tm	Diff	Time of Day
1	58.215	+7.269	10:17:34.606
2	53.303	+2.357	10:18:27.909
3	52.798	+1.852	10:19:20.707
4	52.256	+1.310	10:20:12.963
5	52.342	+1.396	10:21:05.305
6	52.751	+1.805	10:21:58.056
7	53.414	+2.468	10:22:51.470
8	53.138	+2.192	10:23:44.608
9	52.409	+1.463	10:24:37.017
10	52.190	+1.244	10:25:29.207
11	52.071	+1.125	10:26:21.278
12	51.568	+0.622	10:27:12.846
13	52.348	+1.402	10:28:05.194
14	52.668	+1.722	10:28:57.862
15	51.593	+0.647	10:29:49.455
16	51.095	+0.149	10:30:40.550
17	51.268	+0.322	10:31:31.818
18	<b>50.946</b>		10:32:22.764
19	51.631	+0.685	10:33:14.395
20	51.454	+0.508	10:34:05.849
21	51.444	+0.498	10:34:57.293
22	51.209	+0.263	10:35:48.502
23	1:02.002	+11.056	10:36:50.504

(11) Oskari Kurki-Suonio

Lap	Lap Tm	Diff	Time of Day
1	1:08.761	+17.564	10:17:44.582
2	52.472	+1.275	10:18:37.054
3	52.170	+0.973	10:19:29.224

Lap	Lap Tm	Diff	Time of Day
4	52.226	+1.029	10:20:21.450
5	51.806	+0.609	10:21:13.256
6	51.652	+0.455	10:22:04.908
7	51.641	+0.444	10:22:56.549
8	52.304	+1.107	10:23:48.853
9	51.702	+0.505	10:24:40.555
10	53.046	+1.849	10:25:33.601
11	51.427	+0.230	10:26:25.028
12	51.463	+0.266	10:27:16.491
13	51.305	+0.108	10:28:07.796
14	<b>51.197</b>		10:28:58.993
15	55.623	+4.426	10:29:54.616
16	51.874	+0.677	10:30:46.490
17	51.574	+0.377	10:31:38.064
18	54.428	+3.231	10:32:32.492
19	54.930	+3.733	10:33:27.422
20	54.388	+3.191	10:34:21.810
21	54.956	+3.759	10:35:16.766
22	54.102	+2.905	10:36:10.868
23	54.171	+2.974	10:37:05.039

(77) Erko Vallbaum

Lap	Lap Tm	Diff	Time of Day
1	1:01.127	+9.240	10:17:39.510
2	54.262	+2.375	10:18:33.772
3	53.461	+1.574	10:19:27.233
4	54.463	+2.576	10:20:21.696
5	52.972	+1.085	10:21:14.668
6	53.496	+1.609	10:22:08.164
7	52.603	+0.716	10:23:00.767
8	52.017	+0.130	10:23:52.784
9	<b>51.887</b>		10:24:44.671
10	52.582	+0.695	10:25:37.253
11	54.611	+2.724	10:26:31.864
12	52.419	+0.532	10:27:24.283
13	52.151	+0.264	10:28:16.434
14	52.350	+0.463	10:29:08.784
15	53.010	+1.123	10:30:01.794
16	52.152	+0.265	10:30:53.946
17	52.046	+0.159	10:31:45.992
18	52.228	+0.341	10:32:38.220
19	51.926	+0.039	10:33:30.146
20	52.009	+0.122	10:34:22.155
21	54.817	+2.930	10:35:16.972
22	54.171	+2.284	10:36:11.143
23	54.065	+2.178	10:37:05.208

(3) Kevin Kleveros

Lap	Lap Tm	Diff	Time of Day
1	1:08.342	+17.520	10:17:42.642
2	52.802	+1.980	10:18:35.444
3	51.935	+1.113	10:19:27.379
4	52.127	+1.305	10:20:19.506
5	52.138	+1.316	10:21:11.644
6	51.999	+1.177	10:22:03.643
7	51.971	+1.149	10:22:55.614
8	<b>50.822</b>		10:23:46.436
9	51.260	+0.438	10:24:37.696
10	52.085	+1.263	10:25:29.781
11	52.414	+1.592	10:26:22.195
12	51.465	+0.643	10:27:13.660
13	52.268	+1.446	10:28:05.928
14	52.165	+1.343	10:28:58.093
15	51.818	+0.996	10:29:49.911
16	51.927	+1.105	10:30:41.838
17	51.827	+1.005	10:31:33.665
18	51.738	+0.916	10:32:25.403
19	57.178	+6.356	10:33:22.581

Lap	Lap Tm	Diff	Time of Day
20	55.878	+5.056	10:34:18.459
21	55.047	+4.225	10:35:13.506
22	1:06.629	+15.807	10:36:20.135
23	1:16.690	+25.868	10:37:36.825

(8) Risto Tonteri

Lap	Lap Tm	Diff	Time of Day
1	1:00.451	+9.439	10:17:38.652
2	54.267	+3.255	10:18:32.919
3	53.392	+2.380	10:19:26.311
4	52.838	+1.826	10:20:19.149
5	52.185	+1.173	10:21:11.334
6	51.963	+0.951	10:22:03.297
7	52.745	+1.733	10:22:56.042
8	52.287	+1.275	10:23:48.329
9	51.930	+0.918	10:24:40.259
10	54.460	+3.448	10:25:34.719
11	51.751	+0.739	10:26:26.470
12	51.635	+0.623	10:27:18.105
13	51.132	+0.120	10:28:09.237
14	<b>51.012</b>		10:29:00.249
15	54.843	+3.831	10:29:55.092
16	51.855	+0.843	10:30:46.947
17	51.455	+0.443	10:31:38.402
18	53.875	+2.863	10:32:32.277
19	51.628	+0.616	10:33:23.905
20	52.540	+1.528	10:34:16.445
21	51.983	+0.971	10:35:08.428

(16) Henri Rajala

Lap	Lap Tm	Diff	Time of Day
1	57.242	+5.636	10:17:33.870
2	53.379	+1.773	10:18:27.249
3	52.443	+0.837	10:19:19.692
4	52.412	+0.806	10:20:12.104
5	52.217	+0.611	10:21:04.321
6	53.537	+1.931	10:21:57.858
7	53.117	+1.511	10:22:50.975
8	53.170	+1.564	10:23:44.145
9	52.623	+1.017	10:24:36.768
10	52.250	+0.644	10:25:29.018
11	52.004	+0.398	10:26:21.022
12	51.663	+0.057	10:27:12.685
13	52.319	+0.713	10:28:05.004
14	52.676	+1.070	10:28:57.680
15	56.577	+4.971	10:29:54.257
16	51.950	+0.344	10:30:46.207
17	<b>51.606</b>		10:31:37.813
p18	1:27.511	+35.905	10:33:05.324

(9) Antti Rammo

Lap	Lap Tm	Diff	Time of Day
1	1:00.751	+9.294	10:17:36.475
2	53.832	+2.375	10:18:30.307
3	52.719	+1.262	10:19:23.026
4	52.395	+0.938	10:20:15.421
5	53.007	+1.550	10:21:08.428
6	52.326	+0.869	10:22:00.754
7	51.782	+0.325	10:22:52.536
8	52.387	+0.930	10:23:44.923
9	52.447	+0.990	10:24:37.370
10	52.065	+0.608	10:25:29.435
11	52.405	+0.948	10:26:21.840
12	<b>51.457</b>		10:27:13.297
13	53.124	+1.667	10:28:06.421
14	51.848	+0.391	10:28:58.269
15	1:11.752	+20.295	10:30:10.021
16	53.153	+1.696	10:31:03.174
17	52.763	+1.306	10:31:55.937

# Summer Race 2010 (FRC,ERC,NEZ RC,BS Cup)


F-3, F-Renault, F-Baltic

Audru circuit 2,173 Km

Nordic F3 Masters, Formula Renault, Formula Baltic - 1st Race, 20 min

10.07.2010 10:15

Race started at 10:16:33



Lap	Lap Tm	Diff	Time of Day
p18	1:18.289	+26.832	10:33:14.226
<b>(17) Mattias Lindberg</b>			
1	55.633	+4.800	10:17:30.505
2	52.633	+1.800	10:18:23.138
3	51.716	+0.883	10:19:14.854
4	51.847	+1.014	10:20:06.701
5	51.632	+0.799	10:20:58.333
6	51.003	+0.170	10:21:49.336
7	51.216	+0.383	10:22:40.552
8	<b>50.833</b>		10:23:31.385
9	51.489	+0.656	10:24:22.874
10	1:13.782	+22.949	10:25:36.656
11	58.364	+7.531	10:26:35.020
12	56.760	+5.927	10:27:31.780
13	56.928	+6.095	10:28:28.708
p14	1:17.835	+27.002	10:29:46.543

Lap Lap Tm Diff Time of Day

Lap Lap Tm Diff Time of Day

## Summer Race 2010 (FRC,ERC,NEZ RC,BS Cup)

Sorted on Laps

F-3, F-Renault, F-Baltic

Audru circuit 2,173 Km

Nordic F3 Masters, Formula Renault, Formula Baltic - 2nd Race, 20 min

10.07.2010 16:00

Race started at 16:04:08

Pos	No.	Name	Nat	Entrant/Race Team	Make	Laps	Total Tm	Diff	Gap	Best Tm	Best Speed
1	5	Miika Kunranta	FIN	Koiranen Bros.	Formula Renault 2,0	24	20:26.383			50.621	154,537
2	3	Kevin Kleveros	SWE	Trackstar Racing	Formula Renault 2,0	24	20:26.759	0.376	0.376	50.520	154,846
3	24	Johannes Moor	EST	T.T. Racing	Formula Renault 2,0	24	20:42.074	15.691	5.315	50.840	153,871
4	15	Jani Tammi	FIN	500-K	Dallara F301	24	20:45.196	18.813	3.122	50.883	153,741
5	17	Mattias Lindberg	SWE	Team BS Motorsport	Formula Renault 2,0	24	20:51.553	25.170	6.357	51.355	152,328
6	11	Oskari Kurki-Suonio	FIN	XON SC	Formula Renault 2,0	24	20:52.399	26.016	0.846	51.278	152,557
7	9	Antti Rammo	EST	P1 Motorsport	Formula Renault 2,0	24	20:59.585	33.202	7.186	51.403	152,186
8	1	John Bryant-Meisner	SWE	Team BS Motorsport	Formula Renault 2,0	24	21:07.791	41.408	8.206	51.275	152,566
9	77	Erko Vallbaum	EST	M.K.E Motorsport	Formula Renault 2,0	24	21:10.473	44.090	2.682	51.756	151,148
10	6	Marcus Nykopp	FIN	Koiranen Bros.	Formula Renault 2,0	24	21:11.021	44.638	0.548	51.216	152,741
11	8	Risto Tonteri	FIN	500-K	Dallara F399	24	21:16.276	49.893	5.255	50.957	153,518
12	90	Raivo Tamm	EST	T.T. Racing	Dallara F399	20	17:31.452	4 Laps	↑ Laps	51.211	152,756
13	2	Daniel Roos	SWE	Team BS Motorsport	Formula Renault 2,0	20	17:42.122	4 Laps	0.670	50.505	154,892
14	21	Ronnie Lundströmer	SWE	Trackstar Racing	Formula Renault 2,0	19	16:53.812	5 Laps	1 Lap	50.993	153,409
15	4	Eimantas Siaurys	LIT	Trackstar Racing	Formula Renault 2,0	19	17:15.975	5 Laps	2.163	52.060	150,265

Not classified (75% = 18 Laps)

78	Toomas Kallasmaa	EST	Yellow Racing	Reynard 893	17	15:08.350	7 Laps	↓ Laps	51.632	151,511
16	Henri Rajala	FIN	EPUA	Formula Renault 2,0	11	9:49.283	13 Laps	↓ Laps	52.110	150,121
14	Kimmo Joutvuo	FIN	AAU	Dallara F396	9	8:19.874	15 Laps	↓ Laps	50.485	154,953

## Announcements

Nr. 2 jump start - stop &amp; go , + 10 sek

Margin of Victory	Avg. Speed	Best Lap Tm	Best Speed	Best Lap by
0.376	153,090	50.485	154,953	14 - Kimmo Joutvuo

Race organizer: A2 Management Posted at:

Officialised at:

Orbits

Chief Steward of the meeting: Marek Kiisa

Clerk of the Course: Avo Elme

Chief of Timing &amp; Scoring: Asper Leppik

Printed: 10.07.2010 17:39:47

## Summer Race 2010 (FRC,ERC,NEZ RC,BS Cup)

Sorted on Laps

F-3, F-Renault, F-Baltic

Audru circuit 2,173 Km

Nordic F3 Masters, Formula Renault, Formula Baltic - 2nd Race, 20 min

10.07.2010 16:00

Race started at 16:04:08

Pos	No.	Name	Nat	Entrant/Race Team	Make	Laps	Total Tm	Diff	Gap	Best Tm	Best Speed
Formula Baltic											
1	77	Erko Vallbaum	EST	M.K.E Motorsport	Formula Renault 2,0	24	21:10.473			51.756	151,148
2	90	Raivo Tamm	EST	T.T. Racing	Dallara F399	20	17:31.452	4 Laps	1 Laps	51.211	152,756
Not classified (75% = 18 Laps)											
	78	Toomas Kallasmaa	EST	Yellow Racing	Reynard 893	17	15:08.350	7 Laps	3 Laps	51.632	151,511
Formula Renault 2,0											
1	5	Miika Kunranta	FIN	Koiranen Bros.	Formula Renault 2,0	24	20:26.383			50.621	154,537
2	3	Kevin Kleveros	SWE	Trackstar Racing	Formula Renault 2,0	24	20:26.759	0.376	0.376	50.520	154,846
3	24	Johannes Moor	EST	T.T. Racing	Formula Renault 2,0	24	20:42.074	15.691	5.315	50.840	153,871
4	17	Mattias Lindberg	SWE	Team BS Motorsport	Formula Renault 2,0	24	20:51.553	25.170	9.479	51.355	152,328
5	11	Oskari Kurki-Suonio	FIN	XON SC	Formula Renault 2,0	24	20:52.399	26.016	0.846	51.278	152,557
6	9	Antti Rammo	EST	P1 Motorsport	Formula Renault 2,0	24	20:59.585	33.202	7.186	51.403	152,186
7	1	John Bryant-Meisner	SWE	Team BS Motorsport	Formula Renault 2,0	24	21:07.791	41.408	8.206	51.275	152,566
8	6	Marcus Nykopp	FIN	Koiranen Bros.	Formula Renault 2,0	24	21:11.021	44.638	3.230	51.216	152,741
9	2	Daniel Roos	SWE	Team BS Motorsport	Formula Renault 2,0	20	17:42.122	4 Laps	1 Laps	50.505	154,892
10	21	Ronnie Lundströmer	SWE	Trackstar Racing	Formula Renault 2,0	19	16:53.812	5 Laps	1 Lap	50.993	153,409
11	4	Eimantas Siaurys	LIT	Trackstar Racing	Formula Renault 2,0	19	17:15.975	5 Laps	2.163	52.060	150,265
Not classified (75% = 18 Laps)											
	16	Henri Rajala	FIN	EPUA	Formula Renault 2,0	11	9:49.283	13 Laps	3 Laps	52.110	150,121
Nordic F3 Masters											
1	15	Jani Tammi	FIN	500-K	Dallara F301	24	20:45.196			50.883	153,741
2	8	Risto Tonteri	FIN	500-K	Dallara F399	24	21:16.276	31.080	1.080	50.957	153,518
Not classified (75% = 18 Laps)											
	14	Kimmo Joutvuo	FIN	AAU	Dallara F396	9	8:19.874	15 Laps	3 Laps	50.485	154,953

## Announcements

Nr. 2 jump start - stop &amp; go , + 10 sek

Margin of Victory	Avg. Speed	Best Lap Tm	Best Speed	Best Lap by
0.376	153,090	50.485	154,953	14 - Kimmo Joutvuo

Race organizer: A2 Management Posted at:

Officialised at:

Orbits

Chief Steward of the meeting: Marek Kiisa

Clerk of the Course: Avo Elme

Chief of Timing &amp; Scoring: Asper Leppik



## Summer Race 2010 (FRC,ERC,NEZ RC,BS Cup)

F-3, F-Renault, F-Baltic

Audru circuit 2,173 Km

Nordic F3 Masters, Formula Renault, Formula Baltic - 2nd Race, 20 min

10.07.2010 16:00

Race started at 16:04:08

Lap	Lap Tm	Diff	Time of Day
<b>(5) Miika Kunranta</b>			
1	54.264	+3.643	16:05:03.129
2	52.061	+1.440	16:05:55.190
3	51.609	+0.988	16:06:46.799
4	51.328	+0.707	16:07:38.127
5	51.223	+0.602	16:08:29.350
6	50.984	+0.363	16:09:20.334
7	50.903	+0.282	16:10:11.237
8	50.794	+0.173	16:11:02.031
9	50.784	+0.163	16:11:52.815
10	50.722	+0.101	16:12:43.537
11	50.752	+0.131	16:13:34.289
12	50.719	+0.098	16:14:25.008
13	50.770	+0.149	16:15:15.778
14	<b>50.621</b>		16:16:06.399
15	50.652	+0.031	16:16:57.051
16	50.777	+0.156	16:17:47.828
17	51.015	+0.394	16:18:38.843
18	50.646	+0.025	16:19:29.489
19	50.815	+0.194	16:20:20.304
20	50.647	+0.026	16:21:10.951
21	50.847	+0.226	16:22:01.798
22	50.669	+0.048	16:22:52.467
23	50.745	+0.124	16:23:43.212
24	52.036	+1.415	16:24:35.248

Lap	Lap Tm	Diff	Time of Day
<b>(3) Kevin Kleveros</b>			
1	53.987	+3.467	16:05:04.168
2	52.315	+1.795	16:05:56.483
3	51.362	+0.842	16:06:47.845
4	51.240	+0.720	16:07:39.085
5	51.187	+0.667	16:08:30.272
6	51.294	+0.774	16:09:21.566
7	51.115	+0.595	16:10:12.681
8	51.034	+0.514	16:11:03.715
9	50.824	+0.304	16:11:54.539
10	50.732	+0.212	16:12:45.271
11	50.778	+0.258	16:13:36.049
12	50.748	+0.228	16:14:26.797
13	50.692	+0.172	16:15:17.489
14	50.770	+0.250	16:16:08.259
15	50.675	+0.155	16:16:58.934
16	50.551	+0.031	16:17:49.485
17	50.564	+0.044	16:18:40.049
18	<b>50.520</b>		16:19:30.569
19	50.657	+0.137	16:20:21.226
20	50.675	+0.155	16:21:11.901
21	50.681	+0.161	16:22:02.582
22	50.851	+0.331	16:22:53.433
23	50.546	+0.026	16:23:43.979
24	51.645	+1.125	16:24:35.624

Lap	Lap Tm	Diff	Time of Day
<b>(24) Johannes Moor</b>			
1	55.546	+4.706	16:05:05.695
2	52.642	+1.802	16:05:58.337
3	52.150	+1.310	16:06:50.487
4	51.574	+0.734	16:07:42.061
5	52.662	+1.822	16:08:34.723
6	51.779	+0.939	16:09:26.502
7	52.674	+1.834	16:10:19.176
8	51.515	+0.675	16:11:10.691
9	51.364	+0.524	16:12:02.055
10	51.195	+0.355	16:12:53.250
11	51.276	+0.436	16:13:44.526
12	51.046	+0.206	16:14:35.572

Lap	Lap Tm	Diff	Time of Day
13	51.206	+0.366	16:15:26.778
14	<b>50.840</b>		16:16:17.618
15	50.893	+0.053	16:17:08.511
16	51.034	+0.194	16:17:59.545
17	50.904	+0.064	16:18:50.449
18	51.108	+0.268	16:19:41.557
19	51.358	+0.518	16:20:32.915
20	50.989	+0.149	16:21:23.904
21	51.257	+0.417	16:22:15.161
22	51.617	+0.777	16:23:06.778
23	51.495	+0.655	16:23:58.273
24	52.666	+1.826	16:24:50.939

Lap	Lap Tm	Diff	Time of Day
<b>(15) Jani Tammi</b>			
1	56.467	+5.584	16:05:09.205
2	52.489	+1.606	16:06:01.694
3	52.105	+1.222	16:06:53.799
4	52.249	+1.366	16:07:46.048
5	51.536	+0.653	16:08:37.584
6	51.469	+0.586	16:09:29.053
7	51.130	+0.247	16:10:20.183
8	51.472	+0.589	16:11:11.655
9	51.093	+0.210	16:12:02.748
10	50.943	+0.060	16:12:53.691
11	51.188	+0.305	16:13:44.879
12	51.168	+0.285	16:14:36.047
13	51.059	+0.176	16:15:27.106
14	51.219	+0.336	16:16:18.325
15	<b>50.883</b>		16:17:09.208
16	51.076	+0.193	16:18:00.284
17	51.252	+0.369	16:18:51.536
18	51.284	+0.401	16:19:42.820
19	51.348	+0.465	16:20:34.168
20	51.269	+0.386	16:21:25.437
21	51.419	+0.536	16:22:16.856
22	51.654	+0.771	16:23:08.510
23	51.868	+0.985	16:24:00.378
24	53.683	+2.800	16:24:54.061

Lap	Lap Tm	Diff	Time of Day
<b>(17) Mattias Lindberg</b>			
1	56.135	+4.780	16:05:06.516
2	53.030	+1.675	16:05:59.546
3	52.573	+1.218	16:06:52.119
4	52.223	+0.868	16:07:44.342
5	51.871	+0.516	16:08:36.213
6	51.668	+0.313	16:09:27.881
7	51.675	+0.320	16:10:19.556
8	51.947	+0.592	16:11:11.503
9	52.405	+1.050	16:12:03.908
10	51.642	+0.287	16:12:55.550
11	51.800	+0.445	16:13:47.350
12	<b>51.355</b>		16:14:38.705
13	51.679	+0.324	16:15:30.384
14	51.757	+0.402	16:16:22.141
15	51.715	+0.360	16:17:13.856
16	51.777	+0.422	16:18:05.633
17	51.687	+0.332	16:18:57.320
18	51.911	+0.556	16:19:49.231
19	52.108	+0.753	16:20:41.339
20	51.653	+0.298	16:21:32.992
21	51.410	+0.055	16:22:24.402
22	51.574	+0.219	16:23:15.976
23	51.576	+0.221	16:24:07.552
24	52.866	+1.511	16:25:00.418

Lap	Lap Tm	Diff	Time of Day
<b>(11) Oskari Kurki-Suonio</b>			
1	56.306	+5.031	16:05:07.026
2	52.971	+1.696	16:05:59.997
3	52.436	+1.161	16:06:52.433
4	53.482	+2.207	16:07:45.915
5	52.949	+1.674	16:08:38.864
6	51.932	+0.657	16:09:30.796
7	51.925	+0.650	16:10:22.721
8	51.839	+0.564	16:11:14.560
9	51.839	+0.564	16:12:06.399
10	51.860	+0.585	16:12:58.259
11	51.752	+0.477	16:13:50.011
12	51.594	+0.319	16:14:41.605
13	51.386	+0.111	16:15:32.991
14	51.488	+0.213	16:16:24.479

Lap	Lap Tm	Diff	Time of Day
1	55.919	+4.641	16:05:07.454
2	52.920	+1.642	16:06:00.374
3	52.486	+1.208	16:06:52.860
4	52.372	+1.094	16:07:45.232
5	52.090	+0.812	16:08:37.322
6	52.901	+1.623	16:09:30.223
7	52.070	+0.792	16:10:22.293
8	51.856	+0.578	16:11:14.149
9	51.996	+0.718	16:12:06.145
10	51.664	+0.386	16:12:57.809
11	51.430	+0.152	16:13:49.239
12	51.521	+0.243	16:14:40.760
13	51.539	+0.261	16:15:32.299
14	51.592	+0.314	16:16:23.891
15	51.542	+0.264	16:17:15.433
16	51.558	+0.280	16:18:06.991
17	51.294	+0.016	16:18:58.285
18	<b>51.278</b>		16:19:49.563
19	52.102	+0.824	16:20:41.665
20	51.719	+0.441	16:21:33.384
21	51.471	+0.193	16:22:24.855
22	51.867	+0.589	16:23:16.722
23	51.678	+0.400	16:24:08.400
24	52.864	+1.586	16:25:01.264

Lap	Lap Tm	Diff	Time of Day
<b>(9) Antti Rammo</b>			
1	56.976	+5.573	16:05:08.369
2	53.241	+1.838	16:06:01.610
3	53.212	+1.809	16:06:54.822
4	52.958	+1.555	16:07:47.780
5	52.782	+1.379	16:08:40.562
6	52.493	+1.090	16:09:33.055
7	52.295	+0.892	16:10:25.350
8	51.940	+0.537	16:11:17.290
9	52.218	+0.815	16:12:09.508
10	52.362	+0.959	16:13:01.870
11	51.899	+0.496	16:13:53.769
12	52.031	+0.628	16:14:45.800
13	52.494	+1.091	16:15:38.294
14	51.708	+0.305	16:16:30.002
15	51.408	+0.005	16:17:21.410
16	51.857	+0.454	16:18:13.267
17	<b>51.403</b>		16:19:04.670
18	51.507	+0.104	16:19:56.177
19	51.963	+0.560	16:20:48.140
20	51.718	+0.315	16:21:39.858
21	51.510	+0.107	16:22:31.368
22	51.685	+0.282	16:23:23.053
23	52.433	+1.030	16:24:15.486
24	52.964	+1.561	16:25:08.450

Lap	Lap Tm	Diff	Time of Day
<b>(1) John Bryant-Meisner</b>			
1	56.306	+5.031	16:05:07.026
2	52.971	+1.696	16:05:59.997
3	52.436	+1.161	16:06:52.433
4	53.482	+2.207	16:07:45.915
5	52.949	+1.674	16:08:38.864
6	51.932	+0.657	16:09:30.796
7	51.925	+0.650	16:10:22.721
8	51.839	+0.564	16:11:14.560
9	51.839	+0.564	16:12:06.399
10	51.860	+0.585	16:12:58.259
11	51.752	+0.477	16:13:50.011
12	51.594	+0.319	16:14:41.605
13	51.386	+0.111	16:15:32.991
14	51.488	+0.213	16:16:24.479

Race organizer: A2 Management Posted at:

Officialised at:

Orbits

Chief Steward of the meeting: Marek Kiisa

Clerk of the Course: Avo Elme

Chief of Timing &amp; Scoring: Asper Leppik

Printed: 10.07.2010 17:40:11

# Summer Race 2010 (FRC,ERC,NEZ RC,BS Cup)

F-3, F-Renault, F-Baltic

Audru circuit 2,173 Km

Nordic F3 Masters, Formula Renault, Formula Baltic - 2nd Race, 20 min

10.07.2010 16:00

Race started at 16:04:08

Lap	Lap Tm	Diff	Time of Day
15	<b>51.275</b>		16:17:15.754
16	51.540	+0.265	16:18:07.294
17	51.326	+0.051	16:18:58.620
18	51.324	+0.049	16:19:49.944
19	52.013	+0.738	16:20:41.957
20	51.605	+0.330	16:21:33.562
21	51.596	+0.321	16:22:25.158
22	52.018	+0.743	16:23:17.176
23	57.412	+6.137	16:24:14.588
24	1:02.068	+10.793	16:25:16.656

(77) Erko Vallbaum

1	58.069	+6.313	16:05:11.403
2	54.183	+2.427	16:06:05.586
3	53.782	+2.026	16:06:59.368
4	53.045	+1.289	16:07:52.413
5	52.437	+0.681	16:08:44.850
6	52.319	+0.563	16:09:37.169
7	51.955	+0.199	16:10:29.124
8	52.896	+1.140	16:11:22.020
9	52.223	+0.467	16:12:14.243
10	52.233	+0.477	16:13:06.476
11	52.203	+0.447	16:13:58.679
12	53.015	+1.259	16:14:51.694
13	52.095	+0.339	16:15:43.789
14	51.768	+0.012	16:16:35.557
15	53.239	+1.483	16:17:28.796
16	52.395	+0.639	16:18:21.191
17	52.719	+0.963	16:19:13.910
18	51.864	+0.108	16:20:05.774
19	<b>51.756</b>		16:20:57.530
20	52.046	+0.290	16:21:49.576
21	51.776	+0.020	16:22:41.352
22	52.280	+0.524	16:23:33.632
23	53.023	+1.267	16:24:26.655
24	52.683	+0.927	16:25:19.338

(6) Marcus Nykopp

1	55.242	+4.026	16:05:05.167
2	52.713	+1.497	16:05:57.880
3	1:11.497	+20.281	16:07:09.377
4	53.312	+2.096	16:08:02.689
5	52.498	+1.282	16:08:55.187
6	51.963	+0.747	16:09:47.150
7	52.134	+0.918	16:10:39.284
8	51.879	+0.663	16:11:31.163
9	52.018	+0.802	16:12:23.181
10	51.701	+0.485	16:13:14.882
11	51.921	+0.705	16:14:06.803
12	51.773	+0.557	16:14:58.576
13	51.320	+0.104	16:15:49.896
14	51.768	+0.552	16:16:41.664
15	<b>51.216</b>		16:17:32.880
16	51.774	+0.558	16:18:24.654
17	52.105	+0.889	16:19:16.759
18	51.893	+0.677	16:20:08.652
19	51.848	+0.632	16:21:00.500
20	51.724	+0.508	16:21:52.224
21	51.731	+0.515	16:22:43.955
22	51.565	+0.349	16:23:35.520
23	52.170	+0.954	16:24:27.690
24	52.196	+0.980	16:25:19.886

(8) Risto Tonteri

1	57.227	+6.270	16:05:10.552
2	54.540	+3.583	16:06:05.092

Lap	Lap Tm	Diff	Time of Day
3	53.178	+2.221	16:06:58.270
4	53.207	+2.250	16:07:51.477
5	51.808	+0.851	16:08:43.285
6	52.292	+1.335	16:09:35.577
7	52.304	+1.347	16:10:27.881
8	51.907	+0.950	16:11:19.788
9	52.198	+1.241	16:12:11.986
10	52.188	+1.231	16:13:04.174
11	<b>50.957</b>		16:13:55.131
12	51.542	+0.585	16:14:46.673
13	52.642	+1.685	16:15:39.315
14	51.569	+0.612	16:16:30.884
15	51.205	+0.248	16:17:22.089
16	52.352	+1.395	16:18:14.441
17	51.614	+0.657	16:19:06.055
18	50.979	+0.022	16:19:57.034
19	51.808	+0.851	16:20:48.842
20	52.804	+1.847	16:21:41.646
21	51.942	+0.985	16:22:33.588
22	52.177	+1.220	16:23:25.765
23	52.346	+1.389	16:24:18.111
24	1:07.030	+16.073	16:25:25.141

(90) Raivo Tamm

1	56.697	+5.486	16:05:09.670
2	54.266	+3.055	16:06:03.936
3	53.527	+2.316	16:06:57.463
4	53.015	+1.804	16:07:50.478
5	52.007	+0.796	16:08:42.485
6	52.669	+1.458	16:09:35.154
7	51.751	+0.540	16:10:26.905
8	52.043	+0.832	16:11:18.948
9	51.560	+0.349	16:12:10.508
10	51.786	+0.575	16:13:02.294
11	52.236	+1.025	16:13:54.530
12	51.775	+0.564	16:14:46.305
13	52.451	+1.240	16:15:38.756
14	51.675	+0.464	16:16:30.431
15	<b>51.211</b>		16:17:21.642
16	52.133	+0.922	16:18:13.775
17	51.281	+0.070	16:19:05.056
18	51.428	+0.217	16:19:56.484
19	51.960	+0.749	16:20:48.444
20	51.873	+0.662	16:21:40.317

(2) Daniel Roos

1	54.154	+3.649	16:05:03.742
2	53.132	+2.627	16:05:56.874
3	51.860	+1.355	16:06:48.734
4	51.455	+0.950	16:07:40.189
p5	1:03.781	+13.276	16:08:43.970
6	1:01.350	+10.845	16:09:45.320
7	50.921	+0.416	16:10:36.241
8	51.091	+0.586	16:11:27.332
9	51.228	+0.723	16:12:18.560
10	50.845	+0.340	16:13:09.405
11	50.691	+0.186	16:14:00.096
12	51.308	+0.803	16:14:51.404
13	50.901	+0.396	16:15:42.305
14	51.360	+0.855	16:16:33.665
15	51.514	+1.009	16:17:25.179
16	<b>50.505</b>		16:18:15.684
17	51.168	+0.663	16:19:06.852
18	51.020	+0.515	16:19:57.872
19	51.307	+0.802	16:20:49.179
20	51.808	+1.303	16:21:40.987

(21) Ronnie Lundströmer

1	56.960	+5.967	16:05:08.054
2	53.138	+2.145	16:06:01.192
3	52.474	+1.481	16:06:53.666
4	53.106	+2.113	16:07:46.772
5	52.443	+1.450	16:08:39.215
6	51.890	+0.897	16:09:31.105
7	51.957	+0.964	16:10:23.062
8	52.080	+1.087	16:11:15.142
9	54.045	+3.052	16:12:09.187
10	51.880	+0.887	16:13:01.067
11	51.465	+0.472	16:13:52.532
12	<b>50.993</b>		16:14:43.525
13	51.220	+0.227	16:15:34.745
14	51.121	+0.128	16:16:25.866
15	51.375	+0.382	16:17:17.241
16	51.145	+0.152	16:18:08.386
17	51.346	+0.353	16:18:59.732
18	51.270	+0.277	16:19:51.002
p19	1:11.675	+20.682	16:21:02.677

(4) Eimantas Siaurus

1	57.623	+5.563	16:05:08.728
2	54.190	+2.130	16:06:02.918
3	52.897	+0.837	16:06:55.815
4	52.950	+0.890	16:07:48.765
5	52.912	+0.852	16:08:41.677
6	52.219	+0.159	16:09:33.896
7	52.418	+0.358	16:10:26.314
8	52.456	+0.396	16:11:18.770
9	52.999	+0.939	16:12:11.769
10	53.648	+1.588	16:13:05.417
11	52.221	+0.161	16:13:57.638
12	52.172	+0.112	16:14:49.810
13	<b>52.060</b>		16:15:41.870
14	53.088	+1.028	16:16:34.958
15	54.173	+2.113	16:17:29.131
16	53.003	+0.943	16:18:22.134
17	53.374	+1.314	16:19:15.508
18	53.452	+1.392	16:20:08.960
p19	1:15.880	+23.820	16:21:24.840

(78) Toomas Kallasmaa

1	57.093	+5.461	16:05:10.117
2	53.440	+1.808	16:06:03.557
3	53.073	+1.441	16:06:56.630
4	51.813	+0.181	16:07:48.443
5	51.833	+0.201	16:08:40.276
6	<b>51.632</b>		16:09:31.908
7	51.747	+0.115	16:10:23.655
8	51.906	+0.274	16:11:15.561
9	53.100	+1.468	16:12:08.661
10	51.863	+0.231	16:13:00.524
11	52.316	+0.684	16:13:52.840
12	52.613	+0.981	16:14:45.453
13	53.091	+1.459	16:15:38.544
14	54.657	+3.025	16:16:33.201
15	54.230	+2.598	16:17:27.431
16	54.029	+2.397	16:18:21.460
17	55.755	+4.123	16:19:17.215

(16) Henri Rajala

1	57.382	+5.272	16:05:09.207
2	53.884	+1.774	16:06:03.091
3	53.906	+1.796	16:06:56.997

Race organizer: A2 Management Posted at:

Officialised at:

Orbits

Chief Steward of the meeting: Marek Kiisa

Clerk of the Course: Avo Elme

Chief of Timing & Scoring: Asper Leppik

Printed: 10.07.2010 17:40:11



# Summer Race 2010 (FRC,ERC,NEZ RC,BS Cup)


F-3, F-Renault, F-Baltic

Audru circuit 2,173 Km

Nordic F3 Masters, Formula Renault, Formula Baltic - 2nd Race, 20 min

10.07.2010 16:00

Race started at 16:04:08



Lap	Lap Tm	Diff	Time of Day
4	52.958	+0.848	16:07:49.955
5	52.303	+0.193	16:08:42.258
6	52.349	+0.239	16:09:34.607
7	<b>52.110</b>		16:10:26.717
8	52.677	+0.567	16:11:19.394
9	53.137	+1.027	16:12:12.531
10	53.092	+0.982	16:13:05.623
11	52.525	+0.415	16:13:58.148

Lap	Lap Tm	Diff	Time of Day
-----	--------	------	-------------

Lap	Lap Tm	Diff	Time of Day
-----	--------	------	-------------

(14) Kimmo Joutvuo

1	56.419	+5.934	16:05:10.733
2	53.492	+3.007	16:06:04.225
3	53.335	+2.850	16:06:57.560
4	52.105	+1.620	16:07:49.665
5	51.347	+0.862	16:08:41.012
6	52.297	+1.812	16:09:33.309
7	51.655	+1.170	16:10:24.964
8	<b>50.485</b>		16:11:15.449
9	1:13.290	+22.805	16:12:28.739

## Summer Race 2010 (FRC,ERC,NEZ RC,BS Cup)

## Lapchart

F-3, F-Renault, F-Baltic

Audru circuit 2,173 Km

Nordic F3 Masters, Formula Renault, Formula Baltic - 2nd Race, 20 min

10.07.2010 16:00

Race started at 16:04:08

### Competitors

	Laps																									
		0	1	2	3	4	5	6	7	8	9	10	11	12	13	14	15	16	17	18	19	20	21	22	23	24
Miika Kunranta (5)	1	5	5	5	5	5	5	5	5	5	5	5	5	5	5	5	5	5	5	5	5	5	5	5	5	5
Daniel Roos (2)	2	2	2	3	3	3	3	3	3	3	3	3	3	3	3	3	3	3	3	3	3	3	3	3	3	3
Marcus Nykopp (6)	3	6	3	2	2	2	24	24	24	24	24	24	24	24	24	24	24	24	24	24	24	24	24	24	24	24
Johannes Moor (24)	4	24	6	6	24	24	17	17	17	17	15	15	15	15	15	15	15	15	15	15	15	15	15	15	15	15
Kevin Kleveros (3)	5	3	24	24	17	17	11	15	15	15	17	17	17	17	17	17	17	17	17	17	17	17	17	17	17	17
Mattias Lindberg (17)	6	17	17	17	1	11	15	11	11	11	11	11	11	11	11	11	11	11	11	11	11	11	11	11	11	11
John Bryant-Meisner (1)	7	1	1	1	11	1	1	1	1	1	1	1	1	1	1	1	1	1	1	1	1	1	1	1	1	9
Ronnie Lundströmer (21)	8	21	11	11	21	15	21	21	21	21	78	78	21	21	21	21	21	21	21	21	9	9	9	9	9	1
Eimantas Siaurys (4)	9	4	21	21	15	21	78	78	78	14	21	21	78	78	9	9	9	9	9	9	90	90	8	8	8	77
Antti Rammo (9)	10	9	9	9	9	9	9	9	14	78	9	9	9	9	78	90	90	90	90	90	8	2	77	77	77	6
Oskari Kurki-Suonio (11)	11	11	4	15	4	78	14	14	9	9	90	90	90	90	90	8	8	8	8	8	2	8	6	6	6	8
Henri Rajala (16)	12	16	15	4	78	4	4	4	4	4	8	8	8	8	78	2	2	2	2	77	77					
Jani Tammi (15)	13	15	16	16	16	14	16	16	16	90	8	4	4	4	4	2	78	77	77	77	6	6				
Raivo Tamm (90)	14	90	90	78	90	16	90	90	90	16	16	16	16	2	2	4	77	78	4	6	21					
Toomas Kallasmaa (78)	15	78	78	90	14	90	8	8	8	8	77	77	77	77	77	77	77	4	4	6	4	4				
Risto Tonteri (8)	16	8	8	14	8	8	2	77	77	77	2	2	2	6	6	6	6	6	6	78						
Erko Vallbaum (77)	17	77	14	8	77	77	77	2	2	2	6	6	6													
Kimmo Joutvuo (14)	18	14	77	77	6	6	6	6	6	6	14															