



Põlva Motokross 2017

Sorted on Best Lap time


Sidecar Air Open, Sidecar Historic, Sidecar Ladies, Sidecar Kid

Rosma krossirada, Põlva 1,350 km

Kvalifikatsioon 15 minutit

9.09.2017 10:00

Qualifying started at 10:00:38



| Pos | No. | Name | Nat | Class | Make | Best Tm | Diff | Laps | In Lap |
|-----|-----|---|-----|------------------|-----------|-----------------|--------|------|--------|
| 1 | 4 | Robert LIHTSA / Markus LINA | EST | Sidecars Kids | AYR-KTM | 1:58.806 | | 7 | 7 |
| 2 | 17 | Vahur PÕDER / Taivo ROOMANN | EST | Sidecar Air Open | CZ-EML | 1:59.282 | 0.476 | 6 | 3 |
| 3 | 201 | Aldis VAPA / Andric MACS | LAT | Sidecar Air Open | EML-CZ | 2:01.051 | 2.245 | 4 | 2 |
| 4 | 202 | Kaspars PURINS / Maris LUKASOVS | LAT | Sidecar Air Open | VMC-CZ | 2:01.089 | 2.283 | 6 | 6 |
| 5 | 9 | Erik VAHTER / Aaro LUDVI | EST | Sidecar Air Open | EML-CZ | 2:01.731 | 2.925 | 7 | 4 |
| 6 | 14 | Maris ZUBKOVŠ / Andris DUBOVSKIS | LAT | Sidecar Air Open | | 2:02.059 | 3.253 | 7 | 2 |
| 7 | 49 | Sergei IVANOV / Ahto JALAS | EST | Sidecar Air Open | AYR | 2:03.037 | 4.231 | 6 | 6 |
| 8 | 41 | Arnoldas MESKELIS / Evaldas VAIMA | LAT | Sidecar Historic | EML-URAL | 2:05.730 | 6.924 | 5 | 4 |
| 9 | 13 | Algimantas URBONAS / Darius JUSKA | LTU | Sidecar Air Open | EML-Honda | 2:09.819 | 11.013 | 7 | 5 |
| 10 | 101 | Daniels LIELBARDIS / B. LIELBARDIS | LAT | Sidecars Kids | Honda | 2:11.837 | 13.031 | 7 | 7 |
| 11 | 19 | Markuss AUNINS / Madara STIEPENBAHA | LAT | Sidecars Kids | Kawasaki | 2:12.102 | 13.296 | 5 | 4 |
| 12 | 48 | Cynthia Calista KISKONEN / Andrus KISKONEN | EST | Sidecar Ladies | AYR | 2:12.964 | 14.158 | 7 | 6 |
| 13 | 60 | Ants ALEKSANDROV / Jüri NISUMAA | EST | Sidecar Historic | EML-URAL | 2:17.461 | 18.655 | 4 | 2 |
| 14 | 10 | Hurmo OLL / Silvar PARN | EST | Sidecar Air Open | EML-CZ | 2:26.165 | 27.359 | 5 | 4 |
| 15 | 7 | Ants SIIMUMÄE / Ahti SIIMUMÄE | EST | Sidecar Air Open | WSP-CZ | 2:26.295 | 27.489 | 4 | 3 |
| 16 | 44 | Darius SABOCKIS / Hermanas VIDMANTAS | LTU | Sidecar Historic | EML-CZ | 2:29.922 | 31.116 | 4 | 2 |

Võistluse korraldaja: Kagu Motoklubi ja Korvikunnid Motoklubi

Orbits

Võistluse direktor: Mati FILATOV

Võistluse juht: Sulev MURUMAA

Võistluse ajamõõtja: Siim LASSMANN

Printed: 11.09.2017 13:31:40



Põlva Motokross 2017

Sorted on Best Lap time


Sidecar Air Open, Sidecar Historic, Sidecar Ladies, Sidecar Kid

Rosma krossirada, Põlva 1,350 km

Kvalifikatsioon 15 minutit

9.09.2017 10:00

Qualifying started at 10:00:38



| Pos | No. | Name | Nat | Class | Make | Best Tm | Diff | Laps | In Lap |
|-----|-----|---|-----|------------------|----------|-----------------|--------|------|--------|
| 17 | 45 | Herbert LEVONTI / Kristjan VAHTER | EST | Sidecar Historic | URAL | 2:30.243 | 31.437 | 5 | 3 |
| 18 | 9 | Kevin VAHTER / Kenny VAHTER | EST | Sidecars Kids | KTM | 2:33.146 | 34.340 | 6 | 5 |
| 19 | 102 | Ziemowit LACZNSKI / Grzegorz SZYMANSKI | POL | Sidecar Historic | URAL 650 | 2:34.031 | 35.225 | 5 | 5 |

Võistluse korraldaja: Kagu Motoklubi ja Korvikunnid Motoklubi

Võistluse direktor: Mati FILATOV

Võistluse juht: Sulev MURUMAA

Võistluse ajamõõtja: Siim LASSMANN

Printed: 11.09.2017 13:31:40

Orbits

ASPER
WWW.MYLAPS.EE

TIME 2/2



Põlva Motokross 2017

Sidecar Air Open, Sidecar Historic, Sidecar Ladies, Sidecar Kids, Krossirada, Põlva 1,350 km

Kvalifikatsioon 15 minutit

9.09.2017 10:00

Qualifying started at 10:00:38

| Lap | Lap Tm | Diff | Time of Day |
|---------------------------------|-----------------|---------|--------------|
| (4) Robert LIHTSA / Markus LINA | | | |
| 1 | 2:14.742 | +15.936 | 10:03:27.688 |
| 2 | 1:59.608 | +0.802 | 10:05:27.296 |
| 3 | 2:13.971 | +15.165 | 10:07:41.267 |
| 4 | 1:58.956 | +0.150 | 10:09:40.223 |
| 5 | 2:03.884 | +5.078 | 10:11:44.107 |
| 6 | 2:24.247 | +25.441 | 10:14:08.354 |
| 7 | 1:58.806 | | 10:16:07.160 |

| Lap | Lap Tm | Diff | Time of Day |
|----------------------------------|-----------------|---------|--------------|
| (17) Vahur PÖDER / Taivo ROOMANN | | | |
| 1 | 2:11.577 | +12.295 | 10:03:13.981 |
| 2 | 2:00.010 | +0.728 | 10:05:13.991 |
| 3 | 1:59.282 | | 10:07:13.273 |
| 4 | 2:12.996 | +13.714 | 10:09:26.269 |
| 5 | 2:07.204 | +7.922 | 10:11:33.473 |
| 6 | 2:23.935 | +24.653 | 10:13:57.408 |

| Lap | Lap Tm | Diff | Time of Day |
|--------------------------------|-----------------|---------|--------------|
| (201) Aldis VAPA / Andric MACS | | | |
| 1 | 2:09.293 | +8.242 | 10:03:09.457 |
| 2 | 2:01.051 | | 10:05:10.508 |
| 3 | 2:01.743 | +0.692 | 10:07:12.251 |
| 4 | 2:18.355 | +17.304 | 10:09:30.606 |

| Lap | Lap Tm | Diff | Time of Day |
|---------------------------------------|-----------------|-----------|--------------|
| (202) Kaspars PURINS / Maris LUKASOVŠ | | | |
| 1 | 2:27.594 | +26.505 | 10:03:34.888 |
| 2 | 2:06.531 | +5.442 | 10:05:41.419 |
| 3 | 2:04.150 | +3.061 | 10:07:45.569 |
| 4 | 2:04.679 | +3.590 | 10:09:50.248 |
| 5 | 5:59.695 | +3:58.606 | 10:15:49.943 |
| 6 | 2:01.089 | | 10:17:51.032 |

| Lap | Lap Tm | Diff | Time of Day |
|------------------------------|-----------------|---------|--------------|
| (9) Erik VAHTER / Aaro LUDVI | | | |
| 1 | 2:24.432 | +22.701 | 10:03:42.800 |
| 2 | 2:07.277 | +5.546 | 10:05:50.077 |
| 3 | 2:06.443 | +4.712 | 10:07:56.520 |
| 4 | 2:01.731 | | 10:09:58.251 |
| 5 | 2:05.230 | +3.499 | 10:12:03.481 |
| 6 | 2:09.035 | +7.304 | 10:14:12.516 |
| 7 | 2:03.890 | +2.159 | 10:16:16.406 |

| Lap | Lap Tm | Diff | Time of Day |
|---------------------------------------|-----------------|---------|--------------|
| (14) Maris ZUBKOVS / Andris DUBOVSKIS | | | |
| 1 | 2:06.463 | +4.404 | 10:02:59.682 |
| 2 | 2:02.059 | | 10:05:01.741 |
| 3 | 2:03.020 | +0.961 | 10:07:04.761 |
| 4 | 2:04.928 | +2.869 | 10:09:09.689 |
| 5 | 2:03.498 | +1.439 | 10:11:13.187 |
| 6 | 2:10.839 | +8.780 | 10:13:24.026 |
| 7 | 2:18.480 | +16.421 | 10:15:42.506 |

| Lap | Lap Tm | Diff | Time of Day |
|---------------------------------|-----------------|---------|--------------|
| (49) Sergej IVANOV / Ahto JALAS | | | |
| 1 | 2:25.979 | +22.942 | 10:03:41.833 |
| 2 | 2:04.995 | +1.958 | 10:05:46.828 |
| 3 | 2:07.377 | +4.340 | 10:07:54.205 |
| 4 | 2:04.940 | +1.903 | 10:09:59.145 |
| 5 | 2:38.903 | +35.866 | 10:12:38.048 |
| 6 | 2:03.037 | | 10:14:41.085 |

| Lap | Lap Tm | Diff | Time of Day |
|--|-----------------|---------|--------------|
| (41) Arnoldas MESKELIS / Evaldas VAIMA | | | |
| 1 | 2:21.474 | +15.744 | 10:03:59.927 |
| 2 | 2:19.814 | +14.084 | 10:06:19.741 |
| 3 | 2:07.730 | +2.000 | 10:08:27.471 |
| 4 | 2:05.730 | | 10:10:33.201 |
| 5 | 2:06.883 | +1.153 | 10:12:40.084 |

| Lap | Lap Tm | Diff | Time of Day |
|--|-----------------|---------|--------------|
| (13) Algimantas URBONAS / Darius JUSKA | | | |
| 1 | 2:38.003 | +28.184 | 10:03:52.661 |
| 2 | 2:14.458 | +4.639 | 10:06:07.119 |
| 3 | 2:45.800 | +35.981 | 10:08:52.919 |
| 4 | 2:11.027 | +1.208 | 10:11:03.946 |
| 5 | 2:09.819 | | 10:13:13.765 |
| 6 | 2:10.343 | +0.524 | 10:15:24.108 |
| 7 | 2:10.374 | +0.555 | 10:17:34.482 |

| Lap | Lap Tm | Diff | Time of Day |
|--|-----------------|---------|--------------|
| (101) Daniels LIELBARDIS / B. LIELBARDIS | | | |
| 1 | 2:36.911 | +25.074 | 10:03:50.759 |
| 2 | 2:27.150 | +15.313 | 10:06:17.909 |
| 3 | 2:19.043 | +7.206 | 10:08:36.952 |
| 4 | 2:13.971 | +2.134 | 10:10:50.923 |
| 5 | 2:14.590 | +2.753 | 10:13:05.513 |
| 6 | 2:13.963 | +2.126 | 10:15:19.476 |
| 7 | 2:11.837 | | 10:17:31.313 |

| Lap | Lap Tm | Diff | Time of Day |
|--|-----------------|-----------|--------------|
| (19) Markuss AUNINS / Madara STIEPENBAHA | | | |
| 1 | 2:33.797 | +21.695 | 10:03:42.079 |
| 2 | 2:14.013 | +1.911 | 10:05:56.092 |
| 3 | 2:12.541 | +0.439 | 10:08:08.633 |
| 4 | 2:12.102 | | 10:10:20.735 |
| 5 | 5:59.200 | +3:47.098 | 10:16:19.935 |

| Lap | Lap Tm | Diff | Time of Day |
|---|-----------------|---------|--------------|
| (48) Cynthia Calista KISKONEN / Andrus KISKONEN | | | |
| 1 | 2:36.521 | +23.557 | 10:04:08.336 |
| 2 | 2:19.178 | +6.214 | 10:06:27.514 |
| 3 | 2:17.331 | +4.367 | 10:08:44.845 |
| 4 | 2:15.638 | +2.674 | 10:11:00.483 |
| 5 | 2:25.919 | +12.955 | 10:13:26.402 |
| 6 | 2:12.964 | | 10:15:39.366 |
| 7 | 2:18.314 | +5.350 | 10:17:57.680 |

| Lap | Lap Tm | Diff | Time of Day |
|--------------------------------------|-----------------|--------|--------------|
| (60) Ants ALEKSANDROV / Jüri NISUMAA | | | |
| 1 | 2:20.240 | +2.779 | 10:03:24.657 |
| 2 | 2:17.461 | | 10:05:42.118 |
| 3 | 2:20.193 | +2.732 | 10:08:02.311 |
| 4 | 2:17.568 | +0.107 | 10:10:19.879 |

| Lap | Lap Tm | Diff | Time of Day |
|------------------------------|-----------------|---------|--------------|
| (10) Hurmo OLL / Silvar PARN | | | |
| 1 | 2:39.477 | +13.312 | 10:03:59.570 |
| 2 | 2:29.990 | +3.825 | 10:06:29.560 |
| 3 | 2:32.095 | +5.930 | 10:09:01.655 |
| 4 | 2:26.165 | | 10:11:27.820 |
| 5 | 2:35.585 | +9.420 | 10:14:03.405 |

| Lap | Lap Tm | Diff | Time of Day |
|-----------------------------------|-----------------|-----------|--------------|
| (7) Ants SIIMUMÄE / Ahti SIIMUMÄE | | | |
| 1 | 2:44.175 | +17.880 | 10:04:06.639 |
| 2 | 2:30.026 | +3.731 | 10:06:36.665 |
| 3 | 2:26.295 | | 10:09:02.960 |
| 4 | 3:43.706 | +1:17.411 | 10:12:46.666 |

| Lap | Lap Tm | Diff | Time of Day |
|---|-----------------|---------|--------------|
| (44) Darius SABOCKIS / Hermanas VIDMANTAS | | | |
| 1 | 2:41.552 | +11.630 | 10:03:59.022 |
| 2 | 2:29.922 | | 10:06:28.944 |
| 3 | 2:31.895 | +1.973 | 10:09:00.839 |
| 4 | 3:00.819 | +30.897 | 10:12:01.658 |

Võistluse korraldaja: Kagu Motoklubi ja Korvikunnid Motoklubi

Orbits

Võistluse direktor: Mati FILATOV

Võistluse juht: Sulev MURUMAA

Võistluse ajamõõtja: Siim LASSMANN

Printed: 11.09.2017 13:31:50





Põlva Motokross 2017

Sidecar Air Open, Sidecar Historic, Sidecar Ladies, Sidecar Krossi ma krossirada, Põlva 1,350 km

Kvalifikatsioon 15 minutit

9.09.2017 10:00

Qualifying started at 10:00:38

| Lap | Lap Tm | Diff | Time of Day |
|--|-----------------|---------|--------------|
| (45) Herbert LEVONTI / Kristjan VAHTER | | | |
| 1 | 2:56.876 | +26.633 | 10:04:24.889 |
| 2 | 2:32.505 | +2.262 | 10:06:57.394 |
| 3 | 2:30.243 | | 10:09:27.637 |
| 4 | 2:35.912 | +5.669 | 10:12:03.549 |
| 5 | 2:31.727 | +1.484 | 10:14:35.276 |

| Lap | Lap Tm | Diff | Time of Day |
|---------------------------------|-----------------|---------|--------------|
| (9) Kevin VAHTER / Kenny VAHTER | | | |
| 1 | 3:00.532 | +27.386 | 10:04:23.376 |
| 2 | 2:45.043 | +11.897 | 10:07:08.419 |
| 3 | 2:36.237 | +3.091 | 10:09:44.656 |
| 4 | 2:36.687 | +3.541 | 10:12:21.343 |
| 5 | 2:33.146 | | 10:14:54.489 |
| 6 | 2:48.735 | +15.589 | 10:17:43.224 |

| Lap | Lap Tm | Diff | Time of Day |
|--|-----------------|-----------|--------------|
| (102) Ziemowit LACZNSKI / Grzegorz SZYMANSKI | | | |
| 1 | 2:44.117 | +10.086 | 10:04:05.508 |
| 2 | 3:55.620 | +1:21.589 | 10:08:01.128 |
| 3 | 2:44.276 | +10.245 | 10:10:45.404 |
| 4 | 2:57.482 | +23.451 | 10:13:42.886 |
| 5 | 2:34.031 | | 10:16:16.917 |

Lap Lap Tm Diff Time of Day

Lap Lap Tm Diff Time of Day

Võistluse korraldaja: Kagu Motoklubi ja Korvikunnid Motoklubi

Orbits

Võistluse direktor: Mati FILATOV

Võistluse juht: Sulev MURUMAA

Võistluse ajamõõtja: Siim LASSMANN

Printed: 11.09.2017 13:31:50

ASPER
WWW.MYLAPS.EE TIMING



Põlva Motokross 2017

Sorted on Laps


Sidecar Air Open, Sidecar Historic, Sidecar Ladies, Sidecar Kid

Rosma krossirada, Põlva 1,350 km

1. Võistlussõit 15 minutit + 2 ringi

9.09.2017 13:30

Race started at 12:47:31



| Pos | PIC | No. | Name | Nat | Class | Make | Laps | Diff | Gap | Best Tm | Points |
|-----|-----|-----|--|-----|------------------|-----------|------|----------|----------|----------|--------|
| 1 | 1 | 14 | Maris ZUBKOVŠ / Andris DUBOVŠKIS | LAT | Sidecar Air Open | | 9 | | | 2:03.109 | 50 |
| 2 | 2 | 17 | Vahur PÕDER / Taivo ROOMANN | EST | Sidecar Air Open | CZ-EML | 9 | 22.396 | 22.396 | 2:03.712 | 44 |
| 3 | 3 | 9 | Erik VAHTER / Aaro LUDVI | EST | Sidecar Air Open | EML-CZ | 9 | 24.106 | 1.710 | 2:03.313 | 40 |
| 4 | 4 | 13 | Algimantas URBNAS / Darius JUSKA | LTU | Sidecar Air Open | EML-Honda | 9 | 38.272 | 14.166 | 2:06.773 | 36 |
| 5 | 5 | 201 | Aldis VAPA / Andric MACS | LAT | Sidecar Air Open | EML-CZ | 9 | 50.470 | 12.198 | 2:06.005 | 32 |
| 6 | 6 | 49 | Sergei IVANOV / Ahto JALAS | EST | Sidecar Air Open | AYR | 9 | 1:20.985 | 30.515 | 2:12.235 | 30 |
| 7 | 7 | 202 | Kaspars PURINS / Maris LUKASOVŠ | LAT | Sidecar Air Open | VMC-CZ | 9 | 1:43.688 | 22.703 | 2:06.095 | 28 |
| 8 | 1 | 48 | Cynthia Calista KISKONEN / Andrus KISKONEN | EST | Sidecar Ladies | AYR | 9 | 1:48.970 | 5.282 | 2:16.262 | 50 |
| 9 | 1 | 19 | Markuss AUNINS / Madara STIEPENBAHA | LAT | Sidecars Kids | Kawasaki | 9 | 1:50.580 | 1.610 | 2:15.642 | 50 |
| 10 | 1 | 41 | Arnoldas MESKELIS / Evaldas VAIMA | LAT | Sidecar Historic | EML-URAL | 9 | 2:00.728 | 10.148 | 2:11.455 | 50 |
| 11 | 2 | 60 | Ants ALEKSANDROV / Jüri NISUMAA | EST | Sidecar Historic | EML-URAL | 8 | 1 Lap | 1 Lap | 2:18.535 | 44 |
| 12 | 8 | 10 | Hurmo OLL / Silvar PARN | EST | Sidecar Air Open | EML-CZ | 8 | 1 Lap | 1:16.084 | 2:29.162 | 26 |
| 13 | 3 | 44 | Darius SABOCKIS / Hermanas VIDMANTAS | LTU | Sidecar Historic | EML-CZ | 8 | 1 Lap | 1.018 | 2:26.878 | 40 |
| 14 | 2 | 101 | Daniels LIELBARDIS / B. LIELBARDIS | LAT | Sidecars Kids | Honda | 8 | 1 Lap | 0.817 | 2:14.445 | 44 |
| 15 | 4 | 45 | Herbert LEVONTI / Kristjan VAHTER | EST | Sidecar Historic | URAL | 8 | 1 Lap | 1.941 | 2:24.357 | 36 |
| 16 | 3 | 9 | Kevin VAHTER / Kenny VAHTER | EST | Sidecars Kids | KTM | 8 | 1 Lap | 35.984 | 2:29.277 | 40 |
| 17 | 9 | 7 | Ants SIIMUMÄE / Ahti SIIMUMÄE | EST | Sidecar Air Open | WSP-CZ | 8 | 1 Lap | 4.670 | 2:28.036 | 24 |
| 18 | 5 | 102 | Ziemowit LACZNSKI / Grzegorz SZYMANSKI | POL | Sidecar Historic | URAL 650 | 7 | 2 Laps | 1 Lap | 2:38.536 | 32 |

Võistluse korraldaja: Kagu Motoklubi ja Korvikunnid Motoklubi

Võistluse direktor: Mati FILATOV

Võistluse juht: Sulev MURUMAA

Võistluse ajamõõtja: Siim LASSMANN

Printed: 11.09.2017 13:31:55

Orbits

ASPER
WWW.MYLAPS.EE

TIPPIK/2



Põlva Motokross 2017

Sorted on Laps


Sidecar Air Open, Sidecar Historic, Sidecar Ladies, Sidecar Kid

Rosma krossirada, Põlva 1,350 km

1. Võistlussõit 15 minutit + 2 ringi

9.09.2017 13:30

Race started at 12:47:31



| Pos | PIC | No. | Name | Nat | Class | Make | Laps | Diff | Gap | Best Tm | Points |
|-----|-----|-----|------|-----|-------|------|------|------|-----|---------|--------|
|-----|-----|-----|------|-----|-------|------|------|------|-----|---------|--------|

Not classified (50% = 5 Laps)

| | | | | | | | | | | | |
|---|--|--|-----------------------------|-----|---------------|---------|---|--------|--------|----------|---|
| 4 | | | Robert LIHTSA / Markus LINA | EST | Sidecars Kids | AYR-KTM | 4 | 5 Laps | 3 Laps | 2:05.686 | 0 |
|---|--|--|-----------------------------|-----|---------------|---------|---|--------|--------|----------|---|

Võistluse korraldaja: Kagu Motoklubi ja Korvikunnid Motoklubi

Võistluse direktor: Mati FILATOV

Võistluse juht: Sulev MURUMAA

Võistluse ajamõõtja: Siim LASSMANN

Printed: 11.09.2017 13:31:55

Orbits

ASPER
 WWW.MYLAPS.EE

TIPOG 2/2



Põlva Motokross 2017

Sidecar Air Open, Sidecar Historic, Sidecar Ladies, Sidecar Krossi, Krossirada, Põlva 1,350 km

1. Võistlussõit 15 minutit + 2 ringi

9.09.2017 13:30

Race started at 12:47:31

(14) Maris ZUBKOVŠ / Andris DUBOVŠKIS

| Lap | Lap Tm | Diff | Time of Day |
|-----|----------|--------|--------------|
| 1 | 2:04.068 | +0.959 | 12:49:52.229 |
| 2 | 2:04.762 | +1.653 | 12:51:56.991 |
| 3 | 2:05.840 | +2.731 | 12:54:02.831 |
| 4 | 2:06.801 | +3.692 | 12:56:09.632 |
| 5 | 2:09.148 | +6.039 | 12:58:18.780 |
| 6 | 2:05.955 | +2.846 | 13:00:24.735 |
| 7 | 2:03.109 | | 13:02:27.844 |
| 8 | 2:09.779 | +6.670 | 13:04:37.623 |
| 9 | 2:08.199 | +5.090 | 13:06:45.822 |

(17) Vahur PÖDER / Taivo ROOMANN

| Lap | Lap Tm | Diff | Time of Day |
|-----|----------|---------|--------------|
| 1 | 2:13.108 | +9.396 | 12:50:01.615 |
| 2 | 2:08.352 | +4.640 | 12:52:09.967 |
| 3 | 2:06.336 | +2.624 | 12:54:16.303 |
| 4 | 2:06.611 | +2.899 | 12:56:22.914 |
| 5 | 2:05.182 | +1.470 | 12:58:28.096 |
| 6 | 2:05.859 | +2.147 | 13:00:33.955 |
| 7 | 2:03.712 | | 13:02:37.667 |
| 8 | 2:23.508 | +19.796 | 13:05:01.175 |
| 9 | 2:07.043 | +3.331 | 13:07:08.218 |

(9) Erik VAHTER / Aaro LUDVI

| Lap | Lap Tm | Diff | Time of Day |
|-----|----------|---------|--------------|
| 1 | 2:13.438 | +10.125 | 12:50:04.984 |
| 2 | 2:06.378 | +3.065 | 12:52:11.362 |
| 3 | 2:03.313 | | 12:54:14.675 |
| 4 | 2:09.520 | +6.207 | 12:56:24.195 |
| 5 | 2:09.442 | +6.129 | 12:58:33.637 |
| 6 | 2:11.454 | +8.141 | 13:00:45.091 |
| 7 | 2:11.101 | +7.788 | 13:02:56.192 |
| 8 | 2:07.097 | +3.784 | 13:05:03.289 |
| 9 | 2:06.639 | +3.326 | 13:07:09.928 |

(13) Algimantas URBONAS / Darius JUSKA

| Lap | Lap Tm | Diff | Time of Day |
|-----|----------|---------|--------------|
| 1 | 2:10.260 | +3.487 | 12:49:59.127 |
| 2 | 2:07.838 | +1.065 | 12:52:06.965 |
| 3 | 2:21.476 | +14.703 | 12:54:28.441 |
| 4 | 2:07.080 | +0.307 | 12:56:35.521 |
| 5 | 2:06.773 | | 12:58:42.294 |
| 6 | 2:10.025 | +3.252 | 13:00:52.319 |

| Lap | Lap Tm | Diff | Time of Day |
|-----|----------|--------|--------------|
| 7 | 2:10.489 | +3.716 | 13:03:02.808 |
| 8 | 2:11.555 | +4.782 | 13:05:14.363 |
| 9 | 2:09.731 | +2.958 | 13:07:24.094 |

(201) Aldis VAPA / Andric MACS

| Lap | Lap Tm | Diff | Time of Day |
|-----|----------|---------|--------------|
| 1 | 2:30.083 | +24.078 | 12:50:19.724 |
| 2 | 2:06.920 | +0.915 | 12:52:26.644 |
| 3 | 2:06.539 | +0.534 | 12:54:33.183 |
| 4 | 2:08.419 | +2.414 | 12:56:41.602 |
| 5 | 2:07.100 | +1.095 | 12:58:48.702 |
| 6 | 2:20.069 | +14.064 | 13:01:08.771 |
| 7 | 2:08.879 | +2.874 | 13:03:17.650 |
| 8 | 2:12.637 | +6.632 | 13:05:30.287 |
| 9 | 2:06.005 | | 13:07:36.292 |

(49) Sergej IVANOV / Ahto JALAS

| Lap | Lap Tm | Diff | Time of Day |
|-----|----------|--------|--------------|
| 1 | 2:14.933 | +2.698 | 12:50:05.732 |
| 2 | 2:13.013 | +0.778 | 12:52:18.745 |
| 3 | 2:13.600 | +1.365 | 12:54:32.345 |
| 4 | 2:15.032 | +2.797 | 12:56:47.377 |
| 5 | 2:13.769 | +1.534 | 12:59:01.146 |
| 6 | 2:12.235 | | 13:01:13.381 |
| 7 | 2:14.129 | +1.894 | 13:03:27.510 |
| 8 | 2:17.651 | +5.416 | 13:05:45.161 |
| 9 | 2:21.646 | +9.411 | 13:08:06.807 |

(202) Kaspars PURINS / Maris LUKASOVŠ

| Lap | Lap Tm | Diff | Time of Day |
|-----|----------|---------|--------------|
| 1 | 2:09.441 | +3.346 | 12:49:58.361 |
| 2 | 2:06.095 | | 12:52:04.456 |
| 3 | 2:09.471 | +3.376 | 12:54:13.927 |
| 4 | 2:08.515 | +2.420 | 12:56:22.442 |
| 5 | 2:10.543 | +4.448 | 12:58:32.985 |
| 6 | 3:05.396 | +59.301 | 13:01:38.381 |
| 7 | 2:13.726 | +7.631 | 13:03:52.107 |
| 8 | 2:14.038 | +7.943 | 13:06:06.145 |
| 9 | 2:23.365 | +17.270 | 13:08:29.510 |

(48) Cynthia Calista KISKONEN / Andrus KISKONEN

| Lap | Lap Tm | Diff | Time of Day |
|-----|----------|--------|--------------|
| 1 | 2:24.697 | +8.435 | 12:50:15.451 |
| 2 | 2:18.844 | +2.582 | 12:52:34.295 |
| 3 | 2:16.923 | +0.661 | 12:54:51.218 |

| Lap | Lap Tm | Diff | Time of Day |
|-----|----------|--------|--------------|
| 4 | 2:17.908 | +1.646 | 12:57:09.126 |
| 5 | 2:16.517 | +0.255 | 12:59:25.643 |
| 6 | 2:16.262 | | 13:01:41.905 |
| 7 | 2:17.052 | +0.790 | 13:03:58.957 |
| 8 | 2:18.406 | +2.144 | 13:06:17.363 |
| 9 | 2:17.429 | +1.167 | 13:08:34.792 |

(19) Markuss AUNINS / Madara STIEPENBAHA

| Lap | Lap Tm | Diff | Time of Day |
|-----|----------|--------|--------------|
| 1 | 2:23.499 | +7.857 | 12:50:16.436 |
| 2 | 2:19.399 | +3.757 | 12:52:35.835 |
| 3 | 2:17.460 | +1.818 | 12:54:53.295 |
| 4 | 2:17.344 | +1.702 | 12:57:10.639 |
| 5 | 2:16.191 | +0.549 | 12:59:26.830 |
| 6 | 2:15.642 | | 13:01:42.472 |
| 7 | 2:17.247 | +1.605 | 13:03:59.719 |
| 8 | 2:18.705 | +3.063 | 13:06:18.424 |
| 9 | 2:17.978 | +2.336 | 13:08:36.402 |

(41) Arnoldas MESKELIS / Evaldas VAIMA

| Lap | Lap Tm | Diff | Time of Day |
|-----|----------|---------|--------------|
| 1 | 2:20.866 | +9.411 | 12:50:12.854 |
| 2 | 2:20.134 | +8.679 | 12:52:32.988 |
| 3 | 2:20.468 | +9.013 | 12:54:53.456 |
| 4 | 2:27.658 | +16.203 | 12:57:21.114 |
| 5 | 2:24.698 | +13.243 | 12:59:45.812 |
| 6 | 2:21.910 | +10.455 | 13:02:07.722 |
| 7 | 2:14.265 | +2.810 | 13:04:21.987 |
| 8 | 2:13.108 | +1.653 | 13:06:35.095 |
| 9 | 2:11.455 | | 13:08:46.550 |

(60) Ants ALEKSANDROV / Jüri NISUMAA

| Lap | Lap Tm | Diff | Time of Day |
|-----|----------|---------|--------------|
| 1 | 2:29.977 | +11.442 | 12:50:24.335 |
| 2 | 2:22.091 | +3.556 | 12:52:46.426 |
| 3 | 2:22.694 | +4.159 | 12:55:09.120 |
| 4 | 2:20.443 | +1.908 | 12:57:29.563 |
| 5 | 2:18.535 | | 12:59:48.098 |
| 6 | 2:18.975 | +0.440 | 13:02:07.073 |
| 7 | 2:21.871 | +3.336 | 13:04:28.944 |
| 8 | 2:23.663 | +5.128 | 13:06:52.607 |

(10) Hurmo OLL / Silvar PARN

| Lap | Lap Tm | Diff | Time of Day |
|-----|----------|--------|--------------|
| 1 | 2:37.282 | +8.120 | 12:50:30.369 |

Võistluse korraldaja: Kagu Motoklubi ja Korvikunnid Motoklubi

Orbits

Võistluse direktor: Mati FILATOV

Võistluse juht: Sulev MURUMAA

Võistluse ajamõõtja: Siim LASSMANN

Printed: 11.09.2017 13:31:59





Põlva Motokross 2017

Sidecar Air Open, Sidecar Historic, Sidecar Ladies, Sidecar Krossi krossirada, Põlva 1,350 km

1. Võistlussõit 15 minutit + 2 ringi

9.09.2017 13:30

Race started at 12:47:31

| Lap | Lap Tm | Diff | Time of Day |
|-----|-----------------|--------|--------------|
| 2 | 2:30.767 | +1.605 | 12:53:01.136 |
| 3 | 2:29.162 | | 12:55:30.298 |
| 4 | 2:29.532 | +0.370 | 12:57:59.830 |
| 5 | 2:32.454 | +3.292 | 13:00:32.284 |
| 6 | 2:34.195 | +5.033 | 13:03:06.479 |
| 7 | 2:32.430 | +3.268 | 13:05:38.909 |
| 8 | 2:29.782 | +0.620 | 13:08:08.691 |

(44) Darius SABOCKIS / Hermanas VIDMANTAS

| | | | |
|---|-----------------|---------|--------------|
| 1 | 2:44.242 | +17.364 | 12:50:45.616 |
| 2 | 2:31.528 | +4.650 | 12:53:17.144 |
| 3 | 2:28.148 | +1.270 | 12:55:45.292 |
| 4 | 2:28.725 | +1.847 | 12:58:14.017 |
| 5 | 2:29.579 | +2.701 | 13:00:43.596 |
| 6 | 2:30.512 | +3.634 | 13:03:14.108 |
| 7 | 2:28.723 | +1.845 | 13:05:42.831 |
| 8 | 2:26.878 | | 13:08:09.709 |

(101) Daniels LIELBARDIS / B. LIELBARDIS

| | | | |
|---|-----------------|-----------|--------------|
| 1 | 2:30.801 | +16.356 | 12:50:23.125 |
| 2 | 2:17.867 | +3.422 | 12:52:40.992 |
| 3 | 2:16.881 | +2.436 | 12:54:57.873 |
| 4 | 2:16.287 | +1.842 | 12:57:14.160 |
| 5 | 2:16.276 | +1.831 | 12:59:30.436 |
| 6 | 2:14.445 | | 13:01:44.881 |
| 7 | 3:59.966 | +1:45.521 | 13:05:44.847 |
| 8 | 2:25.679 | +11.234 | 13:08:10.526 |

(45) Herbert LEVONTI / Kristjan VAHTER

| | | | |
|---|-----------------|---------|--------------|
| 1 | 3:02.141 | +37.784 | 12:50:56.554 |
| 2 | 2:27.422 | +3.065 | 12:53:23.976 |
| 3 | 2:30.587 | +6.230 | 12:55:54.563 |
| 4 | 2:24.357 | | 12:58:18.920 |
| 5 | 2:28.271 | +3.914 | 13:00:47.191 |
| 6 | 2:27.668 | +3.311 | 13:03:14.859 |
| 7 | 2:28.799 | +4.442 | 13:05:43.658 |
| 8 | 2:28.809 | +4.452 | 13:08:12.467 |

(9) Kevin VAHTER / Kenny VAHTER

| | | | |
|---|-----------------|---------|--------------|
| 1 | 2:45.612 | +16.335 | 12:50:43.450 |
| 2 | 2:40.186 | +10.909 | 12:53:23.636 |

| Lap | Lap Tm | Diff | Time of Day |
|-----|-----------------|---------|--------------|
| 3 | 2:34.592 | +5.315 | 12:55:58.228 |
| 4 | 2:29.277 | | 12:58:27.505 |
| 5 | 2:33.060 | +3.783 | 13:01:00.565 |
| 6 | 2:31.608 | +2.331 | 13:03:32.173 |
| 7 | 2:36.039 | +6.762 | 13:06:08.212 |
| 8 | 2:40.239 | +10.962 | 13:08:48.451 |

(7) Ants SIIMUMÄE / Ahti SIIMUMÄE

| | | | |
|---|-----------------|---------|--------------|
| 1 | 2:50.699 | +22.663 | 12:50:53.059 |
| 2 | 2:29.258 | +1.222 | 12:53:22.317 |
| 3 | 2:28.036 | | 12:55:50.353 |
| 4 | 2:32.297 | +4.261 | 12:58:22.650 |
| 5 | 2:39.769 | +11.733 | 13:01:02.419 |
| 6 | 2:43.417 | +15.381 | 13:03:45.836 |
| 7 | 2:31.167 | +3.131 | 13:06:17.003 |
| 8 | 2:36.118 | +8.082 | 13:08:53.121 |

(102) Ziemowit LACZNSKI / Grzegorz SZYMANSKI

| | | | |
|---|-----------------|--------|--------------|
| 1 | 2:42.138 | +3.602 | 12:50:38.945 |
| 2 | 2:38.536 | | 12:53:17.481 |
| 3 | 2:39.872 | +1.336 | 12:55:57.353 |
| 4 | 2:43.316 | +4.780 | 12:58:40.669 |
| 5 | 2:43.628 | +5.092 | 13:01:24.297 |
| 6 | 2:41.299 | +2.763 | 13:04:05.596 |
| 7 | 2:43.581 | +5.045 | 13:06:49.177 |

(4) Robert LIHTSA / Markus LINA

| | | | |
|---|-----------------|---------|--------------|
| 1 | 2:10.310 | +4.624 | 12:50:00.529 |
| 2 | 2:20.725 | +15.039 | 12:52:21.254 |
| 3 | 2:06.070 | +0.384 | 12:54:27.324 |
| 4 | 2:05.686 | | 12:56:33.010 |

Võistluse korraldaja: Kagu Motoklubi ja Korvikunnid Motoklubi

Orbits

Võistluse direktor: Mati FILATOV

Võistluse juht: Sulev MURUMAA

Võistluse ajamõõtja: Siim LASSMANN

Printed: 11.09.2017 13:31:59

ASPER
WWW.MYLAPS.EE TIMING



Põlva Motokross 2017

Sorted on Laps


Sidecar Air Open, Sidecar Historic, Sidecar Ladies, Sidecar Kid

Rosma krossirada, Põlva 1,350 km

2. Võistlussõit 15 minutit + 2 ringi

9.09.2017 17:00

Race started at 15:08:58



| Pos | PIC | No. | Name | Nat | Class | Make | Laps | Diff | Gap | Best Tm | Points |
|-----|-----|-----|--|-----|------------------|-----------|------|----------|--------|----------|--------|
| 1 | 1 | 17 | Vahur PÕDER / Taivo ROOMANN | EST | Sidecar Air Open | CZ-EML | 9 | | | 2:06.777 | 50 |
| 2 | 2 | 14 | Maris ZUBKOVŠ / Andris DUBOVŠKIS | LAT | Sidecar Air Open | | 9 | 28.960 | 28.960 | 2:07.457 | 44 |
| 3 | 3 | 9 | Erik VAHTER / Aaro LUDVI | EST | Sidecar Air Open | EML-CZ | 9 | 36.502 | 7.542 | 2:07.509 | 40 |
| 4 | 4 | 202 | Kaspars PURINS / Maris LUKASOVŠ | LAT | Sidecar Air Open | VMC-CZ | 9 | 54.943 | 18.441 | 2:12.254 | 36 |
| 5 | 5 | 201 | Aldis VAPA / Andric MACŠ | LAT | Sidecar Air Open | EML-CZ | 9 | 1:02.732 | 7.789 | 2:11.617 | 32 |
| 6 | 6 | 49 | Sergei IVANOV / Ahto JALAS | EST | Sidecar Air Open | AYR | 9 | 1:05.856 | 3.124 | 2:13.578 | 30 |
| 7 | 1 | 4 | Robert LIHTSA / Markus LINA | EST | Sidecars Kids | AYR-KTM | 9 | 1:09.476 | 3.620 | 2:11.438 | 50 |
| 8 | 1 | 41 | Arnoldas MESKELIS / Evaldas VAIMA | LAT | Sidecar Historic | EML-URAL | 9 | 1:11.580 | 2.104 | 2:13.861 | 50 |
| 9 | 7 | 13 | Algimantas URBONAS / Darius JUSKA | LTU | Sidecar Air Open | EML-Honda | 9 | 1:58.685 | 47.105 | 2:12.089 | 28 |
| 10 | 1 | 48 | Cynthia Calista KISKONEN / Andrus KISKONEN | EST | Sidecar Ladies | AYR | 8 | 1 Lap | 1 Lap | 2:20.165 | 50 |
| 11 | 2 | 101 | Daniels LIELBARDIS / B. LIELBARDIS | LAT | Sidecars Kids | Honda | 8 | 1 Lap | 14.126 | 2:25.099 | 44 |
| 12 | 2 | 60 | Ants ALEKSANDROV / Jüri NISUMAA | EST | Sidecar Historic | EML-URAL | 8 | 1 Lap | 12.005 | 2:28.279 | 44 |
| 13 | 3 | 19 | Markuss AUNINS / Madara STIEPENBAHA | LAT | Sidecars Kids | Kawasaki | 8 | 1 Lap | 23.791 | 2:16.074 | 40 |
| 14 | 8 | 10 | Hurmo OLL / Silvar PARN | EST | Sidecar Air Open | EML-CZ | 8 | 1 Lap | 48.729 | 2:35.460 | 26 |
| 15 | 3 | 45 | Herbert LEVONTI / Kristjan VAHTER | EST | Sidecar Historic | URAL | 8 | 1 Lap | 42.510 | 2:31.771 | 40 |
| 16 | 4 | 9J | Kevin VAHTER / Kenny VAHTER | EST | Sidecars Kids | KTM | 7 | 2 Laps | 1 Lap | 2:38.880 | 36 |
| 17 | 4 | 102 | Ziemowit LACZNSKI / Grzegorz SZYMANSKI | POL | Sidecar Historic | URAL 650 | 7 | 2 Laps | 3.728 | 2:40.537 | 36 |
| 18 | 9 | 7 | Ants SIIMUMÄE / Ahti SIIMUMÄE | EST | Sidecar Air Open | WSP-CZ | 7 | 2 Laps | 2.203 | 2:38.522 | 24 |

Võistluse korraldaja: Kagu Motoklubi ja Korvikunnid Motoklubi

Võistluse direktor: Mati FILATOV

Võistluse juht: Sulev MURUMAA

Võistluse ajamõõtja: Siim LASSMANN

Printed: 11.09.2017 13:32:03

Orbits

ASPER
WWW.MYLAPS.EE

TIPPIK/2



Põlva Motokross 2017

Sorted on Laps


Sidecar Air Open, Sidecar Historic, Sidecar Ladies, Sidecar Kid

Rosma krossirada, Põlva 1,350 km

2. Võistlussõit 15 minutit + 2 ringi

9.09.2017 17:00

Race started at 15:08:58



| Pos | PIC | No. | Name | Nat | Class | Make | Laps | Diff | Gap | Best Tm | Points |
|-----|-----|-----|--------------------------------------|-----|------------------|--------|------|--------|-------|----------|--------|
| 19 | 5 | 44 | Darius SABOCKIS / Hermanas VIDMANTAS | LTU | Sidecar Historic | EML-CZ | 6 | 3 Laps | 1 Lap | 2:37.736 | 32 |

Võistluse korraldaja: Kagu Motoklubi ja Korvikunnid Motoklubi

Orbits

Võistluse direktor: Mati FILATOV

Võistluse juht: Sulev MURUMAA

Võistluse ajamõõtja: Siim LASSMANN

Printed: 11.09.2017 13:32:03

ASPER
WWW.MYLAPS.EE

TIPIC 2/2



Põlva Motokross 2017

Sidecar Air Open, Sidecar Historic, Sidecar Ladies, Sidecar Krossi
Krossi ma krossirada, Põlva 1,350 km

2. Võistlussõit 15 minutit + 2 ringi

9.09.2017 17:00

Race started at 15:08:58

Lap Lap Tm Diff Time of Day

(17) Vahur PÖDER / Taivo ROOMANN

| | | | |
|---|-----------------|--------|--------------|
| 1 | 2:16.417 | +9.640 | 15:11:33.150 |
| 2 | 2:07.955 | +1.178 | 15:13:41.105 |
| 3 | 2:08.167 | +1.390 | 15:15:49.272 |
| 4 | 2:06.777 | | 15:17:56.049 |
| 5 | 2:12.951 | +6.174 | 15:20:09.000 |
| 6 | 2:10.663 | +3.886 | 15:22:19.663 |
| 7 | 2:08.122 | +1.345 | 15:24:27.785 |
| 8 | 2:10.225 | +3.448 | 15:26:38.010 |
| 9 | 2:14.661 | +7.884 | 15:28:52.671 |

(14) Maris ZUBKOV / Andris DUBOVSKIS

| | | | |
|---|-----------------|---------|--------------|
| 1 | 2:15.972 | +8.515 | 15:11:32.449 |
| 2 | 2:11.109 | +3.652 | 15:13:43.558 |
| 3 | 2:27.300 | +19.843 | 15:16:10.858 |
| 4 | 2:07.457 | | 15:18:18.315 |
| 5 | 2:08.173 | +0.716 | 15:20:26.488 |
| 6 | 2:12.159 | +4.702 | 15:22:38.647 |
| 7 | 2:07.793 | +0.336 | 15:24:46.440 |
| 8 | 2:23.347 | +15.890 | 15:27:09.787 |
| 9 | 2:11.844 | +4.387 | 15:29:21.631 |

(9) Erik VAHTER / Aaro LUDVI

| | | | |
|---|-----------------|---------|--------------|
| 1 | 2:11.868 | +4.359 | 15:11:29.230 |
| 2 | 2:07.509 | | 15:13:36.739 |
| 3 | 2:10.771 | +3.262 | 15:15:47.510 |
| 4 | 2:13.008 | +5.499 | 15:18:00.518 |
| 5 | 2:16.207 | +8.698 | 15:20:16.725 |
| 6 | 2:16.849 | +9.340 | 15:22:33.574 |
| 7 | 2:19.106 | +11.597 | 15:24:52.680 |
| 8 | 2:16.260 | +8.751 | 15:27:08.940 |
| 9 | 2:20.233 | +12.724 | 15:29:29.173 |

(202) Kaspars PURINS / Maris LUKASOVŠ

| | | | |
|---|-----------------|---------|--------------|
| 1 | 2:13.015 | +0.761 | 15:11:28.296 |
| 2 | 2:12.254 | | 15:13:40.550 |
| 3 | 2:14.541 | +2.287 | 15:15:55.091 |
| 4 | 2:18.213 | +5.959 | 15:18:13.304 |
| 5 | 2:19.385 | +7.131 | 15:20:32.689 |
| 6 | 2:24.646 | +12.392 | 15:22:57.335 |

Lap Lap Tm Diff Time of Day

| | | | |
|---|-----------------|--------|--------------|
| 7 | 2:15.305 | +3.051 | 15:25:12.640 |
| 8 | 2:17.349 | +5.095 | 15:27:29.989 |
| 9 | 2:17.625 | +5.371 | 15:29:47.614 |

(201) Aldis VAPA / Andric MACS

| | | | |
|---|-----------------|---------|--------------|
| 1 | 2:15.945 | +4.328 | 15:11:32.103 |
| 2 | 2:11.778 | +0.161 | 15:13:43.881 |
| 3 | 2:46.602 | +34.985 | 15:16:30.483 |
| 4 | 2:13.053 | +1.436 | 15:18:43.536 |
| 5 | 2:14.792 | +3.175 | 15:20:58.328 |
| 6 | 2:14.082 | +2.465 | 15:23:12.410 |
| 7 | 2:18.252 | +6.635 | 15:25:30.662 |
| 8 | 2:13.124 | +1.507 | 15:27:43.786 |
| 9 | 2:11.617 | | 15:29:55.403 |

(49) Sergei IVANOV / Ahto JALAS

| | | | |
|---|-----------------|---------|--------------|
| 1 | 2:18.688 | +5.110 | 15:11:36.040 |
| 2 | 2:13.578 | | 15:13:49.618 |
| 3 | 2:24.582 | +11.004 | 15:16:14.200 |
| 4 | 2:14.308 | +0.730 | 15:18:28.508 |
| 5 | 2:15.100 | +1.522 | 15:20:43.608 |
| 6 | 2:20.611 | +7.033 | 15:23:04.219 |
| 7 | 2:18.519 | +4.941 | 15:25:22.738 |
| 8 | 2:17.481 | +3.903 | 15:27:40.219 |
| 9 | 2:18.308 | +4.730 | 15:29:58.527 |

(4) Robert LIHTSA / Markus LINA

| | | | |
|---|-----------------|---------|--------------|
| 1 | 2:26.210 | +14.772 | 15:11:48.685 |
| 2 | 2:18.192 | +6.754 | 15:14:06.877 |
| 3 | 2:36.750 | +25.312 | 15:16:43.627 |
| 4 | 2:11.438 | | 15:18:55.065 |
| 5 | 2:11.776 | +0.338 | 15:21:06.841 |
| 6 | 2:13.515 | +2.077 | 15:23:20.356 |
| 7 | 2:13.890 | +2.452 | 15:25:34.246 |
| 8 | 2:14.060 | +2.622 | 15:27:48.306 |
| 9 | 2:13.841 | +2.403 | 15:30:02.147 |

(41) Arnoldas MESKELIS / Evaldas VAIMA

| | | | |
|---|-----------------|---------|--------------|
| 1 | 2:18.241 | +4.380 | 15:11:37.418 |
| 2 | 2:14.829 | +0.968 | 15:13:52.247 |
| 3 | 2:24.396 | +10.535 | 15:16:16.643 |

Lap Lap Tm Diff Time of Day

| | | | |
|---|-----------------|---------|--------------|
| 4 | 2:13.861 | | 15:18:30.504 |
| 5 | 2:14.110 | +0.249 | 15:20:44.614 |
| 6 | 2:21.052 | +7.191 | 15:23:05.666 |
| 7 | 2:27.963 | +14.102 | 15:25:33.629 |
| 8 | 2:16.745 | +2.884 | 15:27:50.374 |
| 9 | 2:13.877 | +0.016 | 15:30:04.251 |

(13) Algimantas URBONAS / Darius JUSKA

| | | | |
|---|-----------------|-----------|--------------|
| 1 | 2:14.117 | +2.028 | 15:11:29.754 |
| 2 | 2:12.089 | | 15:13:41.843 |
| 3 | 3:17.521 | +1:05.432 | 15:16:59.364 |
| 4 | 2:14.013 | +1.924 | 15:19:13.377 |
| 5 | 2:18.070 | +5.981 | 15:21:31.447 |
| 6 | 2:16.933 | +4.844 | 15:23:48.380 |
| 7 | 2:20.574 | +8.485 | 15:26:08.954 |
| 8 | 2:23.151 | +11.062 | 15:28:32.105 |
| 9 | 2:19.251 | +7.162 | 15:30:51.356 |

(48) Cynthia Calista KISKONEN / Andrus KISKONEN

| | | | |
|---|-----------------|---------|--------------|
| 1 | 2:25.652 | +5.487 | 15:11:46.993 |
| 2 | 2:20.165 | | 15:14:07.158 |
| 3 | 2:35.903 | +15.738 | 15:16:43.061 |
| 4 | 2:26.839 | +6.674 | 15:19:09.900 |
| 5 | 2:30.604 | +10.439 | 15:21:40.504 |
| 6 | 2:27.523 | +7.358 | 15:24:08.027 |
| 7 | 2:26.298 | +6.133 | 15:26:34.325 |
| 8 | 2:27.446 | +7.281 | 15:29:01.771 |

(101) Daniels LIELBARDIS / B. LIELBARDIS

| | | | |
|---|-----------------|---------|--------------|
| 1 | 2:43.104 | +18.005 | 15:12:06.560 |
| 2 | 2:27.543 | +2.444 | 15:14:34.103 |
| 3 | 2:29.443 | +4.344 | 15:17:03.546 |
| 4 | 2:26.430 | +1.331 | 15:19:29.976 |
| 5 | 2:26.306 | +1.207 | 15:21:56.282 |
| 6 | 2:27.665 | +2.566 | 15:24:23.947 |
| 7 | 2:26.851 | +1.752 | 15:26:50.798 |
| 8 | 2:25.099 | | 15:29:15.897 |

(60) Ants ALEKSANDROV / Jüri NISUMAA

| | | | |
|---|-----------------|--------|--------------|
| 1 | 2:28.778 | +0.499 | 15:11:49.237 |
| 2 | 2:28.279 | | 15:14:17.516 |

Võistluse korraldaja: Kagu Motoklubi ja Korvikunnid Motoklubi

Orbits

Võistluse direktor: Mati FILATOV

Võistluse juht: Sulev MURUMAA

Võistluse ajamõõtja: Siim LASSMANN

Printed: 11.09.2017 13:32:06

ASPER
WWW.MYLAPS.EE TIMING



Põlva Motokross 2017

Sidecar Air Open, Sidecar Historic, Sidecar Ladies, Sidecar Krossi krossirada, Põlva 1,350 km

2. Võistlussõit 15 minutit + 2 ringi

9.09.2017 17:00

Race started at 15:08:58

| Lap | Lap Tm | Diff | Time of Day |
|-----|-----------------|--------|--------------|
| 3 | 2:30.327 | +2.048 | 15:16:47.843 |
| 4 | 2:32.647 | +4.368 | 15:19:20.490 |
| 5 | 2:31.234 | +2.955 | 15:21:51.724 |
| 6 | 2:29.804 | +1.525 | 15:24:21.528 |
| 7 | 2:33.990 | +5.711 | 15:26:55.518 |
| 8 | 2:32.384 | +4.105 | 15:29:27.902 |

(19) Markuss AUNINS / Madara STIEPENBAHA

| | | | |
|---|-----------------|-----------|--------------|
| 1 | 2:20.713 | +4.639 | 15:11:39.368 |
| 2 | 2:16.074 | | 15:13:55.442 |
| 3 | 4:24.243 | +2:08.169 | 15:18:19.685 |
| 4 | 2:16.564 | +0.490 | 15:20:36.249 |
| 5 | 2:21.951 | +5.877 | 15:22:58.200 |
| 6 | 2:16.436 | +0.362 | 15:25:14.636 |
| 7 | 2:16.456 | +0.382 | 15:27:31.092 |
| 8 | 2:20.601 | +4.527 | 15:29:51.693 |

(10) Hurmo OLL / Silvar PARN

| | | | |
|---|-----------------|--------|--------------|
| 1 | 2:42.427 | +6.967 | 15:12:04.433 |
| 2 | 2:41.147 | +5.687 | 15:14:45.580 |
| 3 | 2:42.636 | +7.176 | 15:17:28.216 |
| 4 | 2:41.838 | +6.378 | 15:20:10.054 |
| 5 | 2:39.068 | +3.608 | 15:22:49.122 |
| 6 | 2:39.796 | +4.336 | 15:25:28.918 |
| 7 | 2:36.044 | +0.584 | 15:28:04.962 |
| 8 | 2:35.460 | | 15:30:40.422 |

(45) Herbert LEVONTI / Kristjan VAHTER

| | | | |
|---|-----------------|-----------|--------------|
| 1 | 2:31.888 | +0.117 | 15:11:54.446 |
| 2 | 2:31.771 | | 15:14:26.217 |
| 3 | 2:37.364 | +5.593 | 15:17:03.581 |
| 4 | 2:32.406 | +0.635 | 15:19:35.987 |
| 5 | 2:35.147 | +3.376 | 15:22:11.134 |
| 6 | 2:49.492 | +17.721 | 15:25:00.626 |
| 7 | 3:44.490 | +1:12.719 | 15:28:45.116 |
| 8 | 2:37.816 | +6.045 | 15:31:22.932 |

(9) Kevin VAHTER / Kenny VAHTER

| | | | |
|---|-----------------|--------|--------------|
| 1 | 2:47.067 | +8.187 | 15:12:11.911 |
| 2 | 2:44.944 | +6.064 | 15:14:56.855 |
| 3 | 2:41.128 | +2.248 | 15:17:37.983 |

| Lap | Lap Tm | Diff | Time of Day |
|-----|-----------------|---------|--------------|
| 4 | 2:38.880 | | 15:20:16.863 |
| 5 | 2:48.027 | +9.147 | 15:23:04.890 |
| 6 | 3:05.991 | +27.111 | 15:26:10.881 |
| 7 | 2:53.717 | +14.837 | 15:29:04.598 |

(102) Ziemowit LACZNSKI / Grzegorz SZYMANSKI

| | | | |
|---|-----------------|---------|--------------|
| 1 | 2:44.471 | +3.934 | 15:12:06.451 |
| 2 | 2:46.686 | +6.149 | 15:14:53.137 |
| 3 | 2:47.820 | +7.283 | 15:17:40.957 |
| 4 | 2:40.537 | | 15:20:21.494 |
| 5 | 2:53.437 | +12.900 | 15:23:14.931 |
| 6 | 2:49.393 | +8.856 | 15:26:04.324 |
| 7 | 3:04.002 | +23.465 | 15:29:08.326 |

(7) Ants SIIMUMÄE / Ahti SIIMUMÄE

| | | | |
|---|-----------------|---------|--------------|
| 1 | 2:42.198 | +3.676 | 15:12:05.564 |
| 2 | 2:41.508 | +2.986 | 15:14:47.072 |
| 3 | 2:52.318 | +13.796 | 15:17:39.390 |
| 4 | 2:38.522 | | 15:20:17.912 |
| 5 | 3:31.479 | +52.957 | 15:23:49.391 |
| 6 | 2:41.649 | +3.127 | 15:26:31.040 |
| 7 | 2:39.489 | +0.967 | 15:29:10.529 |

(44) Darius SABOCKIS / Hermanas VIDMANTAS

| | | | |
|---|-----------------|-----------|--------------|
| 1 | 2:42.434 | +4.698 | 15:12:03.417 |
| 2 | 2:44.303 | +6.567 | 15:14:47.720 |
| 3 | 2:45.139 | +7.403 | 15:17:32.859 |
| 4 | 2:37.736 | | 15:20:10.595 |
| 5 | 3:01.107 | +23.371 | 15:23:11.702 |
| 6 | 5:46.019 | +3:08.283 | 15:28:57.721 |

Võistluse korraldaja: Kagu Motoklubi ja Korvikunnid Motoklubi

Orbits

Võistluse direktor: Mati FILATOV

Võistluse juht: Sulev MURUMAA

Võistluse ajamõõtja: Siim LASSMANN

Printed: 11.09.2017 13:32:06




Põlva Motokross 2017

Sidecar Air Open, Sidecar Historic, Sidecar Ladies, Sidecar Kid

Rosma krossirada, Põlva 1,350 km

Kokkuvõte - Sidecar Air Open



| Pos | No. | Name | Nat | Make | R1. | R2. | Total points |
|-----|-----|--|-----|-----------|-----------|-----------|--------------|
| 1 | 17 | Vahur PÕDER / Taivo ROOMANN | EST | CZ-EML | 44 | 50 | 94 |
| 2 | 14 | Maris ZUBKOVŠ / Andris DUBOVSKIS | LAT | | 50 | 44 | 94 |
| 3 | 9 | Erik VAHTER / Aaro LUDVI | EST | EML-CZ | 40 | 40 | 80 |
| 4 | 202 | Kaspars PURINS / Maris LUKASOVŠ | LAT | VMC-CZ | 28 | 36 | 64 |
| 5 | 201 | Aldis VAPA / Andric MACŠ | LAT | EML-CZ | 32 | 32 | 64 |
| 6 | 13 | Algimantas URBONAS / Darius JUSKA | LTU | EML-Honda | 36 | 28 | 64 |
| 7 | 49 | Sergei IVANOV / Ahto JALAS | EST | AYR | 30 | 30 | 60 |
| 8 | 10 | Hurmo OLL / Silvar PARN | EST | EML-CZ | 26 | 26 | 52 |
| 9 | 7 | Ants SIIMUMÄE / Ahti SIIMUMÄE | EST | WSP-CZ | 24 | 24 | 48 |

Võistluse korraldaja: Kagu Motoklubi ja Korvikunnid Motoklubi

Võistluse direktor: Mati FILATOV

Võistluse juht: Sulev MURUMAA

Võistluse ajamõõtja: Siim LASSMANN

Printed: 11.09.2017 13:32:10

Orbits

ASPER
WWW.MYLAPS.EE TIMING



Põlva Motokross 2017

Sidecar Air Open, Sidecar Historic, Sidecar Ladies, Sidecar Kid

Rosma krossirada, Põlva 1,350 km

Kokkuvõte - Sidecar Historic

| Pos | No. | Name | Nat | Make | R1. | R2. | Total points |
|----------|-----|---|-----|----------|-----------|-----------|--------------|
| 1 | 41 | Arnoldas MESKELIS / Evaldas VAIMA | LAT | EML-URAL | 50 | 50 | 100 |
| 2 | 60 | Ants ALEKSANDROV / Jüri NISUMAA | EST | EML-URAL | 44 | 44 | 88 |
| 3 | 45 | Herbert LEVONTI / Kristjan VAHTER | EST | URAL | 36 | 40 | 76 |
| 4 | 44 | Darius SABOCKIS / Hermanas VIDMANTAS | LTU | EML-CZ | 40 | 32 | 72 |
| 5 | 102 | Ziemowit LACZNSKI / Grzegorz SZYMANSKI | POL | URAL 650 | 32 | 36 | 68 |

Võistluse korraldaja: Kagu Motoklubi ja Korvikunnid Motoklubi

Orbits

Võistluse direktor: Mati FILATOV

Võistluse juht: Sulev MURUMAA

Võistluse ajamõõtja: Siim LASSMANN

Printed: 11.09.2017 13:32:16

ASPER
WWW.MYLAPS.EE TIMING




Põlva Motokross 2017

Sidecar Air Open, Sidecar Historic, Sidecar Ladies, Sidecar Kid

Rosma krossirada, Põlva 1,350 km

Kokkuvõte - Sidecar Kids



| Pos | No. | Name | Nat | Make | R1. | R2. | Total points |
|----------|-----|--|-----|----------|-----------|-----------|--------------|
| 1 | 19 | Markuss AUNINS / Madara STIEPENBAHA | LAT | Kawasaki | 50 | 40 | 90 |
| 2 | 101 | Daniels LIELBARDIS / B. LIELBARDIS | LAT | Honda | 44 | 44 | 88 |
| 3 | 9 | Kevin VAHTER / Kenny VAHTER | EST | KTM | 40 | 36 | 76 |
| 4 | 4 | Robert LIHTSA / Markus LINA | EST | AYR-KTM | 0 | 50 | 50 |

Võistluse korraldaja: Kagu Motoklubi ja Korvikunnid Motoklubi

Võistluse direktor: Mati FILATOV

Võistluse juht: Sulev MURUMAA

Võistluse ajamõõtja: Siim LASSMANN

Printed: 11.09.2017 13:32:20

Orbits

ASPER
WWW.MYLAPS.EE TIMING




Põlva Motokross 2017

Sidecar Air Open, Sidecar Historic, Sidecar Ladies, Sidecar Kid

Rosma krossirada, Põlva 1,350 km

Kokkuvõte - Sidecar Ladies



| Pos | No. | Name | Nat | Make | R1. | R2. | Total points |
|----------|-----|---|-----|------|-----------|-----------|--------------|
| 1 | 48 | Cynthia Calista KISKONEN / Andrus KISKONEN | EST | AYR | 50 | 50 | 100 |

Võistluse korraldaja: Kagu Motoklubi ja Korvikunnid Motoklubi

Võistluse direktor: Mati FILATOV

Võistluse juht: Sulev MURUMAA

Võistluse ajamõõtja: Siim LASSMANN

Printed: 11.09.2017 13:32:25

Orbits

ASPER
WWW.MYLAPS.EE TIMING



Põlva Motokross 2017

Sorted on Best Lap time


Sidecar Pro, Sidecar Veteran

Rosma krossirada, Põlva 1,350 km

Kvalifikatsioon 15 minutit

9.09.2017 10:40

Qualifying started at 10:41:36



| Pos | No. | Name | Nat | Class | Make | Best Tm | Diff | Laps | In Lap |
|-----|-----|---|-----|-----------------|-----------|-----------------|--------|------|--------|
| 1 | 12 | Jarno SAAN / Jüri SAAN | EST | Sidecar Pro | WSP-ZABEL | 1:46.923 | | 7 | 3 |
| 2 | 31 | Renee REINU / Teet EIER | EST | Sidecar Veteran | WSP-KTM | 1:47.504 | 0.581 | 7 | 2 |
| 3 | 43 | Argo PÕLDSAAR / Ruslan TALF | EST | Sidecar Veteran | VMC-KTM | 1:51.419 | 4.496 | 2 | 2 |
| 4 | 9 | Erik VAHTER / Aaro LUDVI | EST | Sidecar Veteran | KTM | 1:53.798 | 6.875 | 7 | 5 |
| 5 | 822 | Ainars DUKULIS / Ilvars SKULTANS | | Sidecar Pro | | 1:54.755 | 7.832 | 6 | 4 |
| 6 | 7 | Andres PIIRSALU / Tom KÜÜSMAA | EST | Sidecar Veteran | KTM | 1:56.847 | 9.924 | 7 | 2 |
| 7 | 45 | Andres ANGERJAS / Villem SAARNA | EST | Sidecar Pro | WSP-KTM | 2:00.083 | 13.160 | 6 | 2 |
| 8 | 56 | Ivo KÜTT / Ralf KÜTT | EST | Sidecar Veteran | AYR-KTM | 2:03.420 | 16.497 | 6 | 6 |
| 9 | 50 | Taavi PUNGITS / Birger TAAL | EST | Sidecar Pro | WSP-MEGA | 2:03.450 | 16.527 | 2 | 2 |

Võistluse korraldaja: Kagu Motoklubi ja Korvikunnid Motoklubi

Orbits

Võistluse direktor: Mati FILATOV

Võistluse juht: Sulev MURUMAA

Võistluse ajamõõtja: Siim LASSMANN

Printed: 11.09.2017 13:32:29

ASPER
WWW.MYLAPS.EE TIMING



Põlva Motokross 2017

Sidecar Pro, Sidecar Veteran

Rosma krossirada, Põlva 1,350 km

Kvalifikatsioon 15 minutit

9.09.2017 10:40

Qualifying started at 10:41:36

| Lap | Lap Tm | Diff | Time of Day |
|-----------------------------|-----------------|---------|--------------|
| (12) Jarno SAAN / Jüri SAAN | | | |
| 1 | 2:08.906 | +21.983 | 10:44:04.657 |
| 2 | 1:48.191 | +1.268 | 10:45:52.848 |
| 3 | 1:46.923 | | 10:47:39.771 |
| 4 | 2:07.993 | +21.070 | 10:49:47.764 |
| 5 | 2:22.765 | +35.842 | 10:52:10.529 |
| 6 | 2:02.216 | +15.293 | 10:54:12.745 |
| 7 | 1:56.722 | +9.799 | 10:56:09.467 |

| Lap | Lap Tm | Diff | Time of Day |
|------------------------------|-----------------|---------|--------------|
| (31) Renee REINU / Teet EIER | | | |
| 1 | 2:04.620 | +17.116 | 10:44:08.797 |
| 2 | 1:47.504 | | 10:45:56.301 |
| 3 | 1:48.078 | +0.574 | 10:47:44.379 |
| 4 | 2:17.924 | +30.420 | 10:50:02.303 |
| 5 | 1:54.343 | +6.839 | 10:51:56.646 |
| 6 | 2:05.492 | +17.988 | 10:54:02.138 |
| 7 | 2:01.192 | +13.688 | 10:56:03.330 |

| Lap | Lap Tm | Diff | Time of Day |
|----------------------------------|-----------------|---------|--------------|
| (43) Argo PÕLDSAAR / Ruslan TALF | | | |
| 1 | 2:20.381 | +28.962 | 10:44:34.536 |
| 2 | 1:51.419 | | 10:46:25.955 |

| Lap | Lap Tm | Diff | Time of Day |
|------------------------------|-----------------|---------|--------------|
| (9) Erik VAHTER / Aaro LUDVI | | | |
| 1 | 1:58.011 | +4.213 | 10:43:51.636 |
| 2 | 1:54.882 | +1.084 | 10:45:46.518 |
| 3 | 1:56.646 | +2.848 | 10:47:43.164 |
| 4 | 2:18.116 | +24.318 | 10:50:01.280 |
| 5 | 1:53.798 | | 10:51:55.078 |
| 6 | 2:14.767 | +20.969 | 10:54:09.845 |
| 7 | 1:55.530 | +1.732 | 10:56:05.375 |

| Lap | Lap Tm | Diff | Time of Day |
|--|-----------------|-----------|--------------|
| (822) Ainars DUKULIS / Ilvars SKULTANS | | | |
| 1 | 2:20.402 | +25.647 | 10:44:36.342 |
| 2 | 1:54.895 | +0.140 | 10:46:31.237 |
| 3 | 3:01.134 | +1:06.379 | 10:49:32.371 |
| 4 | 1:54.755 | | 10:51:27.126 |
| 5 | 1:55.691 | +0.936 | 10:53:22.817 |
| 6 | 2:35.289 | +40.534 | 10:55:58.106 |

| Lap | Lap Tm | Diff | Time of Day |
|-----------------------------------|--------|------|-------------|
| (7) Andres PIIRSALU / Tom KÜÜSMAA | | | |

| Lap | Lap Tm | Diff | Time of Day |
|-----|-----------------|-----------|--------------|
| 1 | 2:08.182 | +11.335 | 10:44:13.700 |
| 2 | 1:56.847 | | 10:46:10.547 |
| 3 | 2:28.061 | +31.214 | 10:48:38.608 |
| 4 | 1:58.963 | +2.116 | 10:50:37.571 |
| 5 | 1:57.088 | +0.241 | 10:52:34.659 |
| 6 | 2:04.363 | +7.516 | 10:54:39.022 |
| 7 | 3:33.702 | +1:36.855 | 10:58:12.724 |

| Lap | Lap Tm | Diff | Time of Day |
|--------------------------------------|-----------------|---------|--------------|
| (45) Andres ANGERJAS / Villem SAARNA | | | |
| 1 | 2:09.958 | +9.875 | 10:44:16.484 |
| 2 | 2:00.083 | | 10:46:16.567 |
| 3 | 2:31.472 | +31.389 | 10:48:48.039 |
| 4 | 2:25.039 | +24.956 | 10:51:13.078 |
| 5 | 2:00.479 | +0.396 | 10:53:13.557 |
| 6 | 2:38.393 | +38.310 | 10:55:51.950 |

| Lap | Lap Tm | Diff | Time of Day |
|---------------------------|-----------------|---------|--------------|
| (56) Ivo KÜTT / Ralf KÜTT | | | |
| 1 | 2:09.325 | +5.905 | 10:43:59.046 |
| 2 | 2:14.248 | +10.828 | 10:46:13.294 |
| 3 | 2:03.716 | +0.296 | 10:48:17.010 |
| 4 | 2:03.662 | +0.242 | 10:50:20.672 |
| 5 | 2:36.485 | +33.065 | 10:52:57.157 |
| 6 | 2:03.420 | | 10:55:00.577 |

| Lap | Lap Tm | Diff | Time of Day |
|----------------------------------|-----------------|--------|--------------|
| (50) Taavi PUNGITS / Birger TAAL | | | |
| 1 | 2:11.917 | +8.467 | 10:44:19.997 |
| 2 | 2:03.450 | | 10:46:23.447 |

Võistluse korraldaja: Kagu Motoklubi ja Korvikunnid Motoklubi

Orbits

Võistluse direktor: Mati FILATOV

Võistluse juht: Sulev MURUMAA

Võistluse ajamõõtja: Siim LASSMANN

Printed: 11.09.2017 13:32:33

ASPER
WWW.MYLAPS.EE TIMING



Põlva Motokross 2017

Sorted on Laps


Sidecar Pro, Sidecar Veteran

Rosma krossirada, Põlva 1,350 km

1. Võistlussõit 15 minutit + 2 ringi

9.09.2017 14:30

Race started at 13:33:19



| Pos | PIC | No. | Name | Nat | Class | Make | Laps | Diff | Gap | Best Tm | Points |
|-----|-----|-----|----------------------------------|-----|-----------------|-----------|------|----------|--------|----------|--------|
| 1 | 1 | 31 | Renee REINU / Teet EIER | EST | Sidecar Veteran | WSP-KTM | 10 | | | 1:55.267 | 50 |
| 2 | 1 | 12 | Jarno SAAN / Jüri SAAN | EST | Sidecar Pro | WSP-ZABEL | 10 | 1.078 | 1.078 | 1:55.507 | 50 |
| 3 | 2 | 43 | Argo PÕLDSAAR / Ruslan TALF | EST | Sidecar Veteran | VMC-KTM | 10 | 2.941 | 1.863 | 1:55.022 | 44 |
| 4 | 3 | 9 | Erik VAHTER / Aaro LUDVI | EST | Sidecar Veteran | KTM | 10 | 46.539 | 43.598 | 1:58.337 | 40 |
| 5 | 4 | 7 | Andres PIIRSALU / Tom KÜÜSMAA | EST | Sidecar Veteran | KTM | 10 | 47.323 | 0.784 | 1:59.274 | 36 |
| 6 | 2 | 822 | Ainars DUKULIS / Ilvars SKULTANS | | Sidecar Pro | | 10 | 49.395 | 2.072 | 1:59.306 | 44 |
| 7 | 3 | 50 | Taavi PUNGITS / Birger TAAL | EST | Sidecar Pro | WSP-MEGA | 10 | 1:10.847 | 21.452 | 1:57.609 | 40 |
| 8 | 4 | 45 | Andres ANGERJAS / Villem SAARNA | EST | Sidecar Pro | WSP-KTM | 10 | 1:27.204 | 16.357 | 2:03.428 | 36 |
| 9 | 5 | 56 | Ivo KÜTT / Ralf KÜTT | EST | Sidecar Veteran | AYR-KTM | 9 | 1 Lap | 1 Lap | 2:09.698 | 32 |

Võistluse korraldaja: Kagu Motoklubi ja Korvikunnid Motoklubi

Orbits

Võistluse direktor: Mati FILATOV

Võistluse juht: Sulev MURUMAA

Võistluse ajamõõtja: Siim LASSMANN

Printed: 11.09.2017 13:32:38

ASPER
WWW.MYLAPS.EE TIMING



Põlva Motokross 2017

Sidecar Pro, Sidecar Veteran

Rosma krossirada, Põlva 1,350 km

1. Võistlussõit 15 minutit + 2 ringi

9.09.2017 14:30

Race started at 13:33:19

| Lap | Lap Tm | Diff | Time of Day |
|-----|--------|------|-------------|
|-----|--------|------|-------------|

(31) Renee REINU / Teet EIER

| | | | |
|----|-----------------|--------|--------------|
| 1 | 1:55.267 | | 13:35:30.157 |
| 2 | 1:55.968 | +0.701 | 13:37:26.125 |
| 3 | 1:56.259 | +0.992 | 13:39:22.384 |
| 4 | 1:55.993 | +0.726 | 13:41:18.377 |
| 5 | 1:55.816 | +0.549 | 13:43:14.193 |
| 6 | 1:56.847 | +1.580 | 13:45:11.040 |
| 7 | 1:55.554 | +0.287 | 13:47:06.594 |
| 8 | 1:57.176 | +1.909 | 13:49:03.770 |
| 9 | 1:57.613 | +2.346 | 13:51:01.383 |
| 10 | 1:57.768 | +2.501 | 13:52:59.151 |

(12) Jarno SAAN / Jüri SAAN

| | | | |
|----|-----------------|--------|--------------|
| 1 | 1:55.604 | +0.097 | 13:35:31.007 |
| 2 | 1:55.507 | | 13:37:26.514 |
| 3 | 1:56.490 | +0.983 | 13:39:23.004 |
| 4 | 1:55.912 | +0.405 | 13:41:18.916 |
| 5 | 1:55.846 | +0.339 | 13:43:14.762 |
| 6 | 1:56.943 | +1.436 | 13:45:11.705 |
| 7 | 1:56.244 | +0.737 | 13:47:07.949 |
| 8 | 1:57.478 | +1.971 | 13:49:05.427 |
| 9 | 1:57.030 | +1.523 | 13:51:02.457 |
| 10 | 1:57.772 | +2.265 | 13:53:00.229 |

(43) Argo PÕLDSAAR / Ruslan TALF

| | | | |
|----|-----------------|--------|--------------|
| 1 | 1:56.700 | +1.678 | 13:35:32.412 |
| 2 | 1:55.022 | | 13:37:27.434 |
| 3 | 1:57.002 | +1.980 | 13:39:24.436 |
| 4 | 1:55.925 | +0.903 | 13:41:20.361 |
| 5 | 1:55.494 | +0.472 | 13:43:15.855 |
| 6 | 1:56.671 | +1.649 | 13:45:12.526 |
| 7 | 1:56.827 | +1.805 | 13:47:09.353 |
| 8 | 1:57.034 | +2.012 | 13:49:06.387 |
| 9 | 1:57.152 | +2.130 | 13:51:03.539 |
| 10 | 1:58.553 | +3.531 | 13:53:02.092 |

(9) Erik VAHTER / Aaro LUDVI

| | | | |
|---|-----------------|--------|--------------|
| 1 | 1:59.111 | +0.774 | 13:35:34.836 |
| 2 | 1:58.337 | | 13:37:33.173 |
| 3 | 1:59.719 | +1.382 | 13:39:32.892 |

| Lap | Lap Tm | Diff | Time of Day |
|-----|--------|------|-------------|
|-----|--------|------|-------------|

| | | | |
|----|-----------------|--------|--------------|
| 4 | 2:00.404 | +2.067 | 13:41:33.296 |
| 5 | 2:02.305 | +3.968 | 13:43:35.601 |
| 6 | 2:01.793 | +3.456 | 13:45:37.394 |
| 7 | 2:01.192 | +2.855 | 13:47:38.586 |
| 8 | 2:02.753 | +4.416 | 13:49:41.339 |
| 9 | 2:02.031 | +3.694 | 13:51:43.370 |
| 10 | 2:02.320 | +3.983 | 13:53:45.690 |

(7) Andres PIIRSALU / Tom KÜÜSMAA

| | | | |
|----|-----------------|--------|--------------|
| 1 | 2:04.883 | +5.609 | 13:35:41.670 |
| 2 | 2:00.768 | +1.494 | 13:37:42.438 |
| 3 | 2:02.207 | +2.933 | 13:39:44.645 |
| 4 | 2:00.928 | +1.654 | 13:41:45.573 |
| 5 | 1:59.779 | +0.505 | 13:43:45.352 |
| 6 | 1:59.422 | +0.148 | 13:45:44.774 |
| 7 | 2:00.427 | +1.153 | 13:47:45.201 |
| 8 | 2:00.522 | +1.248 | 13:49:45.723 |
| 9 | 1:59.274 | | 13:51:44.997 |
| 10 | 2:01.477 | +2.203 | 13:53:46.474 |

(822) Ainars DUKULIS / Ilvars SKULTANS

| | | | |
|----|-----------------|--------|--------------|
| 1 | 2:04.264 | +4.958 | 13:35:40.740 |
| 2 | 1:59.476 | +0.170 | 13:37:40.216 |
| 3 | 2:00.470 | +1.164 | 13:39:40.686 |
| 4 | 2:00.968 | +1.662 | 13:41:41.654 |
| 5 | 2:01.537 | +2.231 | 13:43:43.191 |
| 6 | 2:00.837 | +1.531 | 13:45:44.028 |
| 7 | 2:00.377 | +1.071 | 13:47:44.405 |
| 8 | 2:00.605 | +1.299 | 13:49:45.010 |
| 9 | 1:59.306 | | 13:51:44.316 |
| 10 | 2:04.230 | +4.924 | 13:53:48.546 |

(50) Taavi PUNGITS / Birger TAAL

| | | | |
|---|-----------------|---------|--------------|
| 1 | 2:13.556 | +15.947 | 13:36:01.560 |
| 2 | 2:00.829 | +3.220 | 13:38:02.389 |
| 3 | 1:59.859 | +2.250 | 13:40:02.248 |
| 4 | 1:57.609 | | 13:41:59.857 |
| 5 | 2:01.772 | +4.163 | 13:44:01.629 |
| 6 | 2:04.253 | +6.644 | 13:46:05.882 |
| 7 | 2:02.597 | +4.988 | 13:48:08.479 |
| 8 | 1:59.480 | +1.871 | 13:50:07.959 |

| Lap | Lap Tm | Diff | Time of Day |
|-----|--------|------|-------------|
|-----|--------|------|-------------|

| | | | |
|----|-----------------|--------|--------------|
| 9 | 2:02.131 | +4.522 | 13:52:10.090 |
| 10 | 1:59.908 | +2.299 | 13:54:09.998 |

(45) Andres ANGERJAS / Villem SAARNA

| | | | |
|----|-----------------|--------|--------------|
| 1 | 2:04.955 | +1.527 | 13:35:42.786 |
| 2 | 2:04.420 | +0.992 | 13:37:47.206 |
| 3 | 2:04.613 | +1.185 | 13:39:51.819 |
| 4 | 2:04.569 | +1.141 | 13:41:56.388 |
| 5 | 2:04.284 | +0.856 | 13:44:00.672 |
| 6 | 2:03.627 | +0.199 | 13:46:04.299 |
| 7 | 2:03.428 | | 13:48:07.727 |
| 8 | 2:04.473 | +1.045 | 13:50:12.200 |
| 9 | 2:06.734 | +3.306 | 13:52:18.934 |
| 10 | 2:07.421 | +3.993 | 13:54:26.355 |

(56) Ivo KÜTT / Ralf KÜTT

| | | | |
|---|-----------------|---------|--------------|
| 1 | 2:10.743 | +1.045 | 13:35:48.304 |
| 2 | 2:10.407 | +0.709 | 13:37:58.711 |
| 3 | 2:09.698 | | 13:40:08.409 |
| 4 | 2:10.431 | +0.733 | 13:42:18.840 |
| 5 | 2:17.844 | +8.146 | 13:44:36.684 |
| 6 | 2:19.083 | +9.385 | 13:46:55.767 |
| 7 | 2:24.158 | +14.460 | 13:49:19.925 |
| 8 | 2:15.375 | +5.677 | 13:51:35.300 |
| 9 | 2:22.879 | +13.181 | 13:53:58.179 |

Võistluse korraldaja: Kagu Motoklubi ja Korvikunnid Motoklubi

Orbits

Võistluse direktor: Mati FILATOV

Võistluse juht: Sulev MURUMAA

Võistluse ajamõõtja: Siim LASSMANN

Printed: 11.09.2017 13:32:42

ASPER
WWW.MYLAPS.EE TIMING



Põlva Motokross 2017

Sorted on Laps


Sidecar Pro, Sidecar Veteran

Rosma krossirada, Põlva 1,350 km

2. Võistlussõit 15 minutit + 2 ringi

9.09.2017 18:00

Race started at 15:57:07



| Pos | PIC | No. | Name | Nat | Class | Make | Laps | Diff | Gap | Best Tm | Points |
|-----|-----|-----|----------------------------------|-----|-----------------|-----------|------|----------|----------|----------|--------|
| 1 | 1 | 31 | Renee REINU / Teet EIER | EST | Sidecar Veteran | WSP-KTM | 10 | | | 1:59.303 | 50 |
| 2 | 2 | 43 | Argo PÕLDSAAR / Ruslan TALF | EST | Sidecar Veteran | VMC-KTM | 10 | 1.502 | 1.502 | 1:55.830 | 44 |
| 3 | 1 | 12 | Jarno SAAN / Jüri SAAN | EST | Sidecar Pro | WSP-ZABEL | 10 | 2.387 | 0.885 | 1:58.463 | 50 |
| 4 | 3 | 7 | Andres PIIRSALU / Tom KÜÜSMAA | EST | Sidecar Veteran | KTM | 10 | 1:10.873 | 1:08.486 | 2:05.810 | 40 |
| 5 | 2 | 45 | Andres ANGERJAS / Villem SAARNA | EST | Sidecar Pro | WSP-KTM | 10 | 2:02.773 | 51.900 | 2:06.387 | 44 |
| 6 | 3 | 822 | Ainars DUKULIS / Ilvars SKULTANS | | Sidecar Pro | | 9 | 1 Lap | 1 Lap | 2:07.337 | 40 |
| 7 | 4 | 56 | Ivo KÜTT / Ralf KÜTT | EST | Sidecar Veteran | AYR-KTM | 9 | 1 Lap | 17.362 | 2:17.611 | 36 |
| 8 | 4 | 50 | Taavi PUNGITS / Birger TAAL | EST | Sidecar Pro | WSP-MEGA | 9 | 1 Lap | 7.060 | 2:01.227 | 36 |

Not classified (50% = 5 Laps)

| | | | | | | | | | | | |
|---|--|--|--------------------------|-----|-----------------|-----|---|--------|--------|----------|---|
| 9 | | | Erik VAHTER / Aaro LUDVI | EST | Sidecar Veteran | KTM | 1 | 9 Laps | 8 Laps | 2:04.751 | 0 |
|---|--|--|--------------------------|-----|-----------------|-----|---|--------|--------|----------|---|

Võistluse korraldaja: Kagu Motoklubi ja Korvikunnid Motoklubi

Orbits

Võistluse direktor: Mati FILATOV

Võistluse juht: Sulev MURUMAA

Võistluse ajamõõtja: Siim LASSMANN

Printed: 11.09.2017 13:32:47

ASPER
WWW.MYLAPS.EE TIMING



Põlva Motokross 2017

Sidecar Pro, Sidecar Veteran

Rosma krossirada, Põlva 1,350 km

2. Võistlussõit 15 minutit + 2 ringi

9.09.2017 18:00

Race started at 15:57:07

| Lap | Lap Tm | Diff | Time of Day |
|------------------------------|-----------------|--------|--------------|
| (31) Renee REINU / Teet EIER | | | |
| 1 | 2:00.351 | +1.048 | 15:59:24.012 |
| 2 | 1:59.619 | +0.316 | 16:01:23.631 |
| 3 | 1:59.303 | | 16:03:22.934 |
| 4 | 2:02.579 | +3.276 | 16:05:25.513 |
| 5 | 2:03.548 | +4.245 | 16:07:29.061 |
| 6 | 2:04.722 | +5.419 | 16:09:33.783 |
| 7 | 2:00.894 | +1.591 | 16:11:34.677 |
| 8 | 2:03.436 | +4.133 | 16:13:38.113 |
| 9 | 2:02.885 | +3.582 | 16:15:40.998 |
| 10 | 2:01.347 | +2.044 | 16:17:42.345 |

| Lap | Lap Tm | Diff | Time of Day |
|----------------------------------|-----------------|---------|--------------|
| (43) Argo PÕLDSAAR / Ruslan TALF | | | |
| 1 | 2:08.968 | +13.138 | 15:59:34.575 |
| 2 | 2:03.093 | +7.263 | 16:01:37.668 |
| 3 | 1:57.081 | +1.251 | 16:03:34.749 |
| 4 | 1:55.830 | | 16:05:30.579 |
| 5 | 1:58.912 | +3.082 | 16:07:29.491 |
| 6 | 2:05.166 | +9.336 | 16:09:34.657 |
| 7 | 2:00.645 | +4.815 | 16:11:35.302 |
| 8 | 2:03.653 | +7.823 | 16:13:38.955 |
| 9 | 2:02.928 | +7.098 | 16:15:41.883 |
| 10 | 2:01.964 | +6.134 | 16:17:43.847 |

| Lap | Lap Tm | Diff | Time of Day |
|-----------------------------|-----------------|--------|--------------|
| (12) Jarno SAAN / Jüri SAAN | | | |
| 1 | 2:04.061 | +5.598 | 15:59:28.889 |
| 2 | 1:59.767 | +1.304 | 16:01:28.656 |
| 3 | 1:58.970 | +0.507 | 16:03:27.626 |
| 4 | 1:58.463 | | 16:05:26.089 |
| 5 | 2:03.463 | +5.000 | 16:07:29.552 |
| 6 | 2:05.700 | +7.237 | 16:09:35.252 |
| 7 | 2:01.023 | +2.560 | 16:11:36.275 |
| 8 | 2:03.128 | +4.665 | 16:13:39.403 |
| 9 | 2:03.391 | +4.928 | 16:15:42.794 |
| 10 | 2:01.938 | +3.475 | 16:17:44.732 |

| Lap | Lap Tm | Diff | Time of Day |
|-----------------------------------|-----------------|--------|--------------|
| (7) Andres PIIRSALU / Tom KÜÜSMÄA | | | |
| 1 | 2:09.689 | +3.879 | 15:59:34.450 |
| 2 | 2:07.959 | +2.149 | 16:01:42.409 |
| 3 | 2:07.384 | +1.574 | 16:03:49.793 |

| Lap | Lap Tm | Diff | Time of Day |
|-----|-----------------|---------|--------------|
| 4 | 2:07.254 | +1.444 | 16:05:57.047 |
| 5 | 2:08.146 | +2.336 | 16:08:05.193 |
| 6 | 2:09.070 | +3.260 | 16:10:14.263 |
| 7 | 2:07.113 | +1.303 | 16:12:21.376 |
| 8 | 2:05.810 | | 16:14:27.186 |
| 9 | 2:08.888 | +3.078 | 16:16:36.074 |
| 10 | 2:17.144 | +11.334 | 16:18:53.218 |

| Lap | Lap Tm | Diff | Time of Day |
|--------------------------------------|-----------------|---------|--------------|
| (45) Andres ANGERJAS / Villem SAARNA | | | |
| 1 | 2:08.176 | +1.789 | 15:59:32.978 |
| 2 | 2:06.387 | | 16:01:39.365 |
| 3 | 2:09.175 | +2.788 | 16:03:48.540 |
| 4 | 2:07.974 | +1.587 | 16:05:56.514 |
| 5 | 2:07.946 | +1.559 | 16:08:04.460 |
| 6 | 2:09.641 | +3.254 | 16:10:14.101 |
| 7 | 2:07.000 | +0.613 | 16:12:21.101 |
| 8 | 2:11.496 | +5.109 | 16:14:32.597 |
| 9 | 2:12.117 | +5.730 | 16:16:44.714 |
| 10 | 3:00.404 | +54.017 | 16:19:45.118 |

| Lap | Lap Tm | Diff | Time of Day |
|--|-----------------|---------|--------------|
| (822) Ainars DUKULIS / Ilvars SKULTANS | | | |
| 1 | 2:09.798 | +2.461 | 15:59:34.168 |
| 2 | 2:07.337 | | 16:01:41.505 |
| 3 | 2:07.857 | +0.520 | 16:03:49.362 |
| 4 | 2:26.211 | +18.874 | 16:06:15.573 |
| 5 | 2:27.191 | +19.854 | 16:08:42.764 |
| 6 | 2:25.319 | +17.982 | 16:11:08.083 |
| 7 | 2:35.070 | +27.733 | 16:13:43.153 |
| 8 | 2:27.054 | +19.717 | 16:16:10.207 |
| 9 | 2:31.433 | +24.096 | 16:18:41.640 |

| Lap | Lap Tm | Diff | Time of Day |
|---------------------------|-----------------|---------|--------------|
| (56) Ivo KÜTT / Ralf KÜTT | | | |
| 1 | 2:26.061 | +8.450 | 15:59:53.916 |
| 2 | 2:17.611 | | 16:02:11.527 |
| 3 | 2:19.753 | +2.142 | 16:04:31.280 |
| 4 | 2:24.166 | +6.555 | 16:06:55.446 |
| 5 | 2:22.950 | +5.339 | 16:09:18.396 |
| 6 | 2:30.114 | +12.503 | 16:11:48.510 |
| 7 | 2:22.772 | +5.161 | 16:14:11.282 |
| 8 | 2:23.438 | +5.827 | 16:16:34.720 |
| 9 | 2:24.282 | +6.671 | 16:18:59.002 |

| Lap | Lap Tm | Diff | Time of Day |
|----------------------------------|-----------------|-----------|--------------|
| (50) Taavi PUNGITS / Birger TAAL | | | |
| 1 | 2:08.840 | +7.613 | 15:59:35.018 |
| 2 | 2:05.554 | +4.327 | 16:01:40.572 |
| 3 | 2:01.227 | | 16:03:41.799 |
| 4 | 3:50.181 | +1:48.954 | 16:07:31.980 |
| 5 | 2:53.577 | +52.350 | 16:10:25.557 |
| 6 | 2:12.583 | +11.356 | 16:12:38.140 |
| 7 | 2:09.539 | +8.312 | 16:14:47.679 |
| 8 | 2:07.864 | +6.637 | 16:16:55.543 |
| 9 | 2:10.519 | +9.292 | 16:19:06.062 |

| Lap | Lap Tm | Diff | Time of Day |
|------------------------------|-----------------|------|--------------|
| (9) Erik VAHTER / Aaro LUDVI | | | |
| 1 | 2:04.751 | | 15:59:28.608 |

Võistluse korraldaja: Kagu Motoklubi ja Korvikunnid Motoklubi

Orbits

Võistluse direktor: Mati FILATOV

Võistluse juht: Sulev MURUMAA

Võistluse ajamõõtja: Siim LASSMANN

Printed: 11.09.2017 13:32:51

ASPER
WWW.MYLAPS.EE TIMING



Põlva Motokross 2017

Sidecar Pro, Sidecar Veteran

Rosma krossirada, Põlva 1,350 km

Kokkuvõte - Sidecar Pro

| Pos | No. | Name | Nat | Make | R1. | R2. | Total points |
|----------|-----|---|-----|-----------|-----------|-----------|--------------|
| 1 | 12 | Jarno SAAN / Jüri SAAN | EST | WSP-ZABEL | 50 | 50 | 100 |
| 2 | 822 | Ainars DUKULIS / Ilvars SKULTANS | | | 44 | 40 | 84 |
| 3 | 45 | Andres ANGERJAS / Villem SAARNA | EST | WSP-KTM | 36 | 44 | 80 |
| 4 | 50 | Taavi PUNGITS / Birger TAAL | EST | WSP-MEGA | 40 | 36 | 76 |

Võistluse korraldaja: Kagu Motoklubi ja Korvikunnid Motoklubi

Võistluse direktor: Mati FILATOV

Võistluse juht: Sulev MURUMAA

Võistluse ajamõõtja: Siim LASSMANN

Printed: 11.09.2017 13:32:56

Orbits

ASPER
WWW.MYLAPS.EE TIMING



Põlva Motokross 2017

Sidecar Pro, Sidecar Veteran

Rosma krossirada, Põlva 1,350 km

Kokkuvõte - Sidecar Veteran

| Pos | No. | Name | Nat | Make | R1. | R2. | Total points |
|----------|-----|--------------------------------------|-----|---------|-----------|-----------|--------------|
| 1 | 31 | Renee REINU / Teet EIER | EST | WSP-KTM | 50 | 50 | 100 |
| 2 | 43 | Argo PÕLDSAAR / Ruslan TALF | EST | VMC-KTM | 44 | 44 | 88 |
| 3 | 7 | Andres PIIRSALU / Tom KÜÜSMAA | EST | KTM | 36 | 40 | 76 |
| 4 | 56 | Ivo KÜTT / Ralf KÜTT | EST | AYR-KTM | 32 | 36 | 68 |
| 5 | 9 | Erik VAHTER / Aaro LUDVI | EST | KTM | 40 | 0 | 40 |

Võistluse korraldaja: Kagu Motoklubi ja Korvikunnid Motoklubi

Võistluse direktor: Mati FILATOV

Võistluse juht: Sulev MURUMAA

Võistluse ajamõõtja: Siim LASSMANN

Printed: 11.09.2017 13:33:00

Orbits

ASPER
WWW.MYLAPS.EE TIMING



Põlva Motokross 2017

Sorted on Best Lap time


Sidecar Senior, Sidecar Junior

Rosma krossirada, Põlva 1,350 km

Kvalifikatsioon 15 minutit

9.09.2017 09:00

Qualifying started at 9:02:39



| Pos | No. | Name | Nat | Class | Make | Best Tm | Diff | Laps | In Lap |
|-----|-----|---|-----|----------------|-----------|-----------------|--------|------|--------|
| 1 | 55 | Rain REMMELG / Rain VAIKMÄE | EST | Sidecar Junior | AYR-KTM | 1:52.822 | | 7 | 7 |
| 2 | 252 | Siim MOKRIK / Ants JÄRVI | EST | Sidecar Junior | AYR-KTM | 1:52.869 | 0.047 | 7 | 2 |
| 3 | 500 | Sverre LAMP / Alar LAMP | EST | Sidecar Senior | AYR-KTM | 1:53.468 | 0.646 | 6 | 5 |
| 4 | 2 | Genadi PEDRAS / Jaak SUUR | EST | Sidecar Senior | WSP-ZABEL | 1:58.907 | 6.085 | 8 | 4 |
| 5 | 26 | Janis LEŠEIKS / Andreis NEKAZAKOVŠ | | Sidecar Senior | | 2:03.796 | 10.974 | 6 | 3 |
| 6 | 18 | Andris BICKOVSKIS / Roberts BICKOVSKIS | LAT | Sidecar Senior | MTH | 2:04.873 | 12.051 | 1 | 1 |
| 7 | 35 | Väino VALDUR / Sten NIITSOO | EST | Sidecar Senior | WMC-KTM | 2:06.145 | 13.323 | 5 | 3 |
| 8 | 46 | Jürgen LÄÄNE / Ülar KARING | EST | Sidecar Junior | AYR-KTM | 2:07.311 | 14.489 | 8 | 6 |
| 9 | 33 | Märt ARULA / Timo TAMMEOKS | EST | Sidecar Senior | AYR-MTH | 2:08.928 | 16.106 | 5 | 5 |
| 10 | 15 | Sven PINTSUK/ Rait PÄRNA | EST | Sidecar Junior | ZABEL | 2:10.957 | 18.135 | 6 | 5 |
| 11 | 93 | Juhan UUSTALU / Meelis UUSTALU | EST | Sidecar Senior | AYR-KTM | 2:12.431 | 19.609 | 4 | 2 |
| 12 | 28 | Uno PÄLL / Riin PÄLL | EST | Sidecar Senior | ZABEL | 2:12.853 | 20.031 | 5 | 3 |

Võistluse korraldaja: Kagu Motoklubi ja Korvikunnid Motoklubi

Orbits

Võistluse direktor: Mati FILATOV

Võistluse juht: Sulev MURUMAA

Võistluse ajamõõtja: Siim LASSMANN

Printed: 11.09.2017 13:33:06

ASPER
WWW.MYLAPS.EE TIMING



Põlva Motokross 2017

Sidecar Senior, Sidecar Junior

Rosma krossirada, Põlva 1,350 km

Kvalifikatsioon 15 minutit

9.09.2017 09:00

Qualifying started at 9:02:39

| Lap | Lap Tm | Diff | Time of Day |
|----------------------------------|-----------------|---------|-------------|
| (55) Rain REMMELG / Rain VAIKMÄE | | | |
| 1 | 2:22.179 | +29.357 | 9:05:08.782 |
| 2 | 1:56.895 | +4.073 | 9:07:05.677 |
| 3 | 1:55.506 | +2.684 | 9:09:01.183 |
| 4 | 2:45.800 | +52.978 | 9:11:46.983 |
| 5 | 1:53.930 | +1.108 | 9:13:40.913 |
| 6 | 2:18.838 | +26.016 | 9:15:59.751 |
| 7 | 1:52.822 | | 9:17:52.573 |

| Lap | Lap Tm | Diff | Time of Day |
|--------------------------------|-----------------|-----------|-------------|
| (252) Siim MOKRIK / Ants JÄRVI | | | |
| 1 | 2:13.108 | +20.239 | 9:04:58.126 |
| 2 | 1:52.869 | | 9:06:50.995 |
| 3 | 1:53.862 | +0.993 | 9:08:44.857 |
| 4 | 1:54.487 | +1.618 | 9:10:39.344 |
| 5 | 2:26.724 | +33.855 | 9:13:06.068 |
| 6 | 1:53.292 | +0.423 | 9:14:59.360 |
| 7 | 5:23.066 | +3:30.197 | 9:20:22.426 |

| Lap | Lap Tm | Diff | Time of Day |
|-------------------------------|-----------------|---------|-------------|
| (500) Sverre LAMP / Alar LAMP | | | |
| 1 | 2:46.437 | +52.969 | 9:05:55.286 |
| 2 | 1:58.507 | +5.039 | 9:07:53.793 |
| 3 | 1:54.233 | +0.765 | 9:09:48.026 |
| 4 | 1:54.946 | +1.478 | 9:11:42.972 |
| 5 | 1:53.468 | | 9:13:36.440 |
| 6 | 2:02.999 | +9.531 | 9:15:39.439 |

| Lap | Lap Tm | Diff | Time of Day |
|-------------------------------|-----------------|---------|-------------|
| (2) Genadi PEDRAS / Jaak SUUR | | | |
| 1 | 2:35.986 | +37.079 | 9:06:05.081 |
| 2 | 2:00.189 | +1.282 | 9:08:05.270 |
| 3 | 1:59.491 | +0.584 | 9:10:04.761 |
| 4 | 1:58.907 | | 9:12:03.668 |
| 5 | 1:59.550 | +0.643 | 9:14:03.218 |
| 6 | 2:01.024 | +2.117 | 9:16:04.242 |
| 7 | 2:06.254 | +7.347 | 9:18:10.496 |
| 8 | 2:04.698 | +5.791 | 9:20:15.194 |

| Lap | Lap Tm | Diff | Time of Day |
|---|-----------------|---------|-------------|
| (26) Janis LEŠEIKS / Andreis NEKAZAKOVŠ | | | |
| 1 | 2:38.784 | +34.988 | 9:05:34.915 |
| 2 | 2:07.106 | +3.310 | 9:07:42.021 |
| 3 | 2:03.796 | | 9:09:45.817 |

| Lap | Lap Tm | Diff | Time of Day |
|-----|-----------------|-----------|-------------|
| 4 | 2:07.832 | +4.036 | 9:11:53.649 |
| 5 | 2:03.863 | +0.067 | 9:13:57.512 |
| 6 | 4:41.131 | +2:37.335 | 9:18:38.643 |

| Lap | Lap Tm | Diff | Time of Day |
|---|-----------------|------|-------------|
| (18) Andris BICKOVSKIS / Roberts BICKOVSKIS | | | |
| 1 | 2:04.873 | | 9:19:28.377 |

| Lap | Lap Tm | Diff | Time of Day |
|----------------------------------|-----------------|---------|-------------|
| (35) Väino VALDUR / Sten NIITSOO | | | |
| 1 | 2:36.959 | +30.814 | 9:06:06.634 |
| 2 | 2:10.464 | +4.319 | 9:08:17.098 |
| 3 | 2:06.145 | | 9:10:23.243 |
| 4 | 2:09.687 | +3.542 | 9:12:32.930 |
| 5 | 2:17.629 | +11.484 | 9:14:50.559 |

| Lap | Lap Tm | Diff | Time of Day |
|---------------------------------|-----------------|---------|-------------|
| (46) Jürgen LÄÄNE / Ülar KARING | | | |
| 1 | 2:45.281 | +37.970 | 9:05:56.467 |
| 2 | 2:12.845 | +5.534 | 9:08:09.312 |
| 3 | 2:10.734 | +3.423 | 9:10:20.046 |
| 4 | 2:08.172 | +0.861 | 9:12:28.218 |
| 5 | 2:09.282 | +1.971 | 9:14:37.500 |
| 6 | 2:07.311 | | 9:16:44.811 |
| 7 | 2:08.444 | +1.133 | 9:18:53.255 |
| 8 | 2:56.268 | +48.957 | 9:21:49.523 |

| Lap | Lap Tm | Diff | Time of Day |
|---------------------------------|-----------------|---------|-------------|
| (33) Märt ARULA / Timo TAMMEOKS | | | |
| 1 | 2:47.219 | +38.291 | 9:05:58.690 |
| 2 | 2:11.770 | +2.842 | 9:08:10.460 |
| 3 | 2:11.154 | +2.226 | 9:10:21.614 |
| 4 | 2:10.604 | +1.676 | 9:12:32.218 |
| 5 | 2:08.928 | | 9:14:41.146 |

| Lap | Lap Tm | Diff | Time of Day |
|-------------------------------|-----------------|---------|-------------|
| (15) Sven PINTSUK/ Rait PÄRNA | | | |
| 1 | 2:26.865 | +15.908 | 9:06:37.140 |
| 2 | 2:18.120 | +7.163 | 9:08:55.260 |
| 3 | 2:11.487 | +0.530 | 9:11:06.747 |
| 4 | 2:14.083 | +3.126 | 9:13:20.830 |
| 5 | 2:10.957 | | 9:15:31.787 |
| 6 | 2:15.148 | +4.191 | 9:17:46.935 |

| Lap | Lap Tm | Diff | Time of Day |
|-------------------------------------|-----------------|--------|-------------|
| (93) Juhan UUSTALU / Meelis UUSTALU | | | |
| 1 | 2:19.499 | +7.068 | 9:08:35.952 |

| Lap | Lap Tm | Diff | Time of Day |
|-----|-----------------|--------|-------------|
| 2 | 2:12.431 | | 9:10:48.383 |
| 3 | 2:12.773 | +0.342 | 9:13:01.156 |
| 4 | 2:12.676 | +0.245 | 9:15:13.832 |

| Lap | Lap Tm | Diff | Time of Day |
|---------------------------|-----------------|---------|-------------|
| (28) Uno PÄLL / Riin PÄLL | | | |
| 1 | 2:26.477 | +13.624 | 9:06:40.094 |
| 2 | 2:17.120 | +4.267 | 9:08:57.214 |
| 3 | 2:12.853 | | 9:11:10.067 |
| 4 | 2:16.082 | +3.229 | 9:13:26.149 |
| 5 | 2:22.652 | +9.799 | 9:15:48.801 |

Võistluse korraldaja: Kagu Motoklubi ja Korvikunnid Motoklubi

Orbits

Võistluse direktor: Mati FILATOV

Võistluse juht: Sulev MURUMAA

Võistluse ajamõõtja: Siim LASSMANN

Printed: 11.09.2017 13:33:10

ASPER
WWW.MYLAPS.EE TIMING



Põlva Motokross 2017

Sorted on Laps

Sidecar Senior, Sidecar Junior

Rosma krossirada, Põlva 1,350 km

1. Võistlussõit 15 minutit + 2 ringi

9.09.2017 12:00

Race started at 12:00:14

| Pos | PIC | No. | Name | Nat | Class | Make | Laps | Diff | Gap | Best Tm | Points |
|-----|-----|-----|--|-----|----------------|-----------|------|----------|----------|----------|--------|
| 1 | 1 | 500 | Sverre LAMP / Alar LAMP | EST | Sidecar Senior | AYR-KTM | 10 | | | 1:55.910 | 50 |
| 2 | 1 | 252 | Siim MOKRIK / Ants JÄRVI | EST | Sidecar Junior | AYR-KTM | 10 | 1:14.554 | 1:14.554 | 1:59.451 | 50 |
| 3 | 2 | 55 | Rain REMMELG / Rain VAIKMÄE | EST | Sidecar Junior | AYR-KTM | 10 | 1:21.758 | 7.204 | 1:58.762 | 44 |
| 4 | 2 | 18 | Andris BICKOVSKIS / Roberts BICKOVSKIS | LAT | Sidecar Senior | MTH | 10 | 1:47.584 | 25.826 | 2:06.974 | 44 |
| 5 | 3 | 2 | Genadi PEDRAS / Jaak SUUR | EST | Sidecar Senior | WSP-ZABEL | 10 | 2:00.110 | 12.526 | 1:58.809 | 40 |
| 6 | 4 | 35 | Väino VALDUR / Sten NIITSOO | EST | Sidecar Senior | WMC-KTM | 10 | 2:05.275 | 5.165 | 2:08.701 | 36 |
| 7 | 5 | 33 | Märt ARULA / Timo TAMMEOKS | EST | Sidecar Senior | AYR-MTH | 10 | 2:13.434 | 8.159 | 2:07.992 | 32 |
| 8 | 3 | 46 | Jürgen LÄÄNE / Ülar KARING | EST | Sidecar Junior | AYR-KTM | 9 | 1 Lap | 1 Lap | 2:09.611 | 40 |
| 9 | 6 | 26 | Janis LEŠEIKS / Andreis NEKAZAKOVS | | Sidecar Senior | | 9 | 1 Lap | 42.853 | 2:14.176 | 30 |
| 10 | 4 | 15 | Sven PINTSUK/ Rait PÄRNA | EST | Sidecar Junior | ZABEL | 9 | 1 Lap | 1.125 | 2:12.154 | 36 |
| 11 | 7 | 93 | Juhan UUSTALU / Meelis UUSTALU | EST | Sidecar Senior | AYR-KTM | 9 | 1 Lap | 11.290 | 2:15.980 | 28 |
| 12 | 8 | 28 | Uno PÄLL / Riin PÄLL | EST | Sidecar Senior | ZABEL | 9 | 1 Lap | 38.321 | 2:19.222 | 26 |

Võistluse korraldaja: Kagu Motoklubi ja Korvikunnid Motoklubi

Orbits

Võistluse direktor: Mati FILATOV

Võistluse juht: Sulev MURUMAA

Võistluse ajamõõtja: Siim LASSMANN

Printed: 11.09.2017 13:33:15

ASPER
WWW.MYLAPS.EE TIMING



Põlva Motokross 2017

Sidecar Senior, Sidecar Junior

Rosma krossirada, Põlva 1,350 km

1. Võistlussõit 15 minutit + 2 ringi

9.09.2017 12:00

Race started at 12:00:14

Lap Lap Tm Diff Time of Day

(500) Sverre LAMP / Alar LAMP

| Lap | Lap Tm | Diff | Time of Day |
|-----|-----------------|--------|--------------|
| 1 | 2:00.227 | +4.317 | 12:02:31.855 |
| 2 | 1:55.910 | | 12:04:27.765 |
| 3 | 1:57.091 | +1.181 | 12:06:24.856 |
| 4 | 1:57.254 | +1.344 | 12:08:22.110 |
| 5 | 1:58.613 | +2.703 | 12:10:20.723 |
| 6 | 1:59.331 | +3.421 | 12:12:20.054 |
| 7 | 2:01.976 | +6.066 | 12:14:22.030 |
| 8 | 2:00.965 | +5.055 | 12:16:22.995 |
| 9 | 1:59.001 | +3.091 | 12:18:21.996 |
| 10 | 2:01.613 | +5.703 | 12:20:23.609 |

(252) Siim MOKRIK / Ants JÄRVI

| Lap | Lap Tm | Diff | Time of Day |
|-----|-----------------|---------|--------------|
| 1 | 2:20.533 | +21.082 | 12:02:51.819 |
| 2 | 1:59.451 | | 12:04:51.270 |
| 3 | 2:02.019 | +2.568 | 12:06:53.289 |
| 4 | 2:35.547 | +36.096 | 12:09:28.836 |
| 5 | 2:00.447 | +0.996 | 12:11:29.283 |
| 6 | 1:59.905 | +0.454 | 12:13:29.188 |
| 7 | 2:05.131 | +5.680 | 12:15:34.319 |
| 8 | 2:01.972 | +2.521 | 12:17:36.291 |
| 9 | 1:59.846 | +0.395 | 12:19:36.137 |
| 10 | 2:02.026 | +2.575 | 12:21:38.163 |

(55) Rain REMMELG / Rain VAIKMÄE

| Lap | Lap Tm | Diff | Time of Day |
|-----|-----------------|---------|--------------|
| 1 | 2:37.418 | +38.656 | 12:03:08.195 |
| 2 | 2:01.971 | +3.209 | 12:05:10.166 |
| 3 | 2:09.601 | +10.839 | 12:07:19.767 |
| 4 | 2:03.026 | +4.264 | 12:09:22.793 |
| 5 | 2:07.059 | +8.297 | 12:11:29.852 |
| 6 | 2:09.030 | +10.268 | 12:13:38.882 |
| 7 | 2:06.977 | +8.215 | 12:15:45.859 |
| 8 | 2:00.758 | +1.996 | 12:17:46.617 |
| 9 | 1:59.988 | +1.226 | 12:19:46.605 |
| 10 | 1:58.762 | | 12:21:45.367 |

(18) Andris BICKOVSKIS / Roberts BICKOVSKIS

| Lap | Lap Tm | Diff | Time of Day |
|-----|-----------------|--------|--------------|
| 1 | 2:10.782 | +3.808 | 12:02:45.036 |
| 2 | 2:07.879 | +0.905 | 12:04:52.915 |
| 3 | 2:07.736 | +0.762 | 12:07:00.651 |

Lap Lap Tm Diff Time of Day

| | | | |
|----|-----------------|--------|--------------|
| 4 | 2:06.974 | | 12:09:07.625 |
| 5 | 2:09.361 | +2.387 | 12:11:16.986 |
| 6 | 2:09.000 | +2.026 | 12:13:25.986 |
| 7 | 2:09.809 | +2.835 | 12:15:35.795 |
| 8 | 2:11.215 | +4.241 | 12:17:47.010 |
| 9 | 2:10.947 | +3.973 | 12:19:57.957 |
| 10 | 2:13.236 | +6.262 | 12:22:11.193 |

(2) Genadi PEDRAS / Jaak SUUR

| Lap | Lap Tm | Diff | Time of Day |
|-----|-----------------|-----------|--------------|
| 1 | 2:01.450 | +2.641 | 12:02:33.370 |
| 2 | 1:58.809 | | 12:04:32.179 |
| 3 | 3:15.414 | +1:16.605 | 12:07:47.593 |
| 4 | 2:04.225 | +5.416 | 12:09:51.818 |
| 5 | 2:08.245 | +9.436 | 12:12:00.063 |
| 6 | 2:03.968 | +5.159 | 12:14:04.031 |
| 7 | 2:02.676 | +3.867 | 12:16:06.707 |
| 8 | 2:04.932 | +6.123 | 12:18:11.639 |
| 9 | 2:06.189 | +7.380 | 12:20:17.828 |
| 10 | 2:05.891 | +7.082 | 12:22:23.719 |

(35) Väino VALDUR / Sten NIITSOO

| Lap | Lap Tm | Diff | Time of Day |
|-----|-----------------|--------|--------------|
| 1 | 2:08.841 | +0.140 | 12:02:41.557 |
| 2 | 2:08.701 | | 12:04:50.258 |
| 3 | 2:12.948 | +4.247 | 12:07:03.206 |
| 4 | 2:10.977 | +2.276 | 12:09:14.183 |
| 5 | 2:11.837 | +3.136 | 12:11:26.020 |
| 6 | 2:12.667 | +3.966 | 12:13:38.687 |
| 7 | 2:13.689 | +4.988 | 12:15:52.376 |
| 8 | 2:12.767 | +4.066 | 12:18:05.143 |
| 9 | 2:11.807 | +3.106 | 12:20:16.950 |
| 10 | 2:11.934 | +3.233 | 12:22:28.884 |

(33) Märt ARULA / Timo TAMMEOKS

| Lap | Lap Tm | Diff | Time of Day |
|-----|-----------------|---------|--------------|
| 1 | 2:11.389 | +3.397 | 12:02:43.978 |
| 2 | 2:07.992 | | 12:04:51.970 |
| 3 | 2:13.150 | +5.158 | 12:07:05.120 |
| 4 | 2:10.030 | +2.038 | 12:09:15.150 |
| 5 | 2:13.746 | +5.754 | 12:11:28.896 |
| 6 | 2:12.638 | +4.646 | 12:13:41.534 |
| 7 | 2:11.704 | +3.712 | 12:15:53.238 |
| 8 | 2:18.023 | +10.031 | 12:18:11.261 |

Lap Lap Tm Diff Time of Day

| | | | |
|----|-----------------|--------|--------------|
| 9 | 2:10.748 | +2.756 | 12:20:22.009 |
| 10 | 2:15.034 | +7.042 | 12:22:37.043 |

(46) Jürgen LÄÄNE / Ülar KARING

| Lap | Lap Tm | Diff | Time of Day |
|-----|-----------------|--------|--------------|
| 1 | 2:14.051 | +4.440 | 12:02:47.506 |
| 2 | 2:09.611 | | 12:04:57.117 |
| 3 | 2:14.735 | +5.124 | 12:07:11.852 |
| 4 | 2:09.754 | +0.143 | 12:09:21.606 |
| 5 | 2:13.331 | +3.720 | 12:11:34.937 |
| 6 | 2:13.131 | +3.520 | 12:13:48.068 |
| 7 | 2:12.978 | +3.367 | 12:16:01.046 |
| 8 | 2:14.926 | +5.315 | 12:18:15.972 |
| 9 | 2:11.744 | +2.133 | 12:20:27.716 |

(26) Janis LEŠEIKS / Andreis NEKAZAKOVŠ

| Lap | Lap Tm | Diff | Time of Day |
|-----|-----------------|--------|--------------|
| 1 | 2:15.545 | +1.369 | 12:02:49.384 |
| 2 | 2:14.176 | | 12:05:03.560 |
| 3 | 2:15.783 | +1.607 | 12:07:19.343 |
| 4 | 2:19.049 | +4.873 | 12:09:38.392 |
| 5 | 2:17.961 | +3.785 | 12:11:56.353 |
| 6 | 2:17.848 | +3.672 | 12:14:14.201 |
| 7 | 2:20.724 | +6.548 | 12:16:34.925 |
| 8 | 2:17.254 | +3.078 | 12:18:52.179 |
| 9 | 2:18.390 | +4.214 | 12:21:10.569 |

(15) Sven PINTSUK / Rait PÄRNA

| Lap | Lap Tm | Diff | Time of Day |
|-----|-----------------|--------|--------------|
| 1 | 2:19.609 | +7.455 | 12:02:54.259 |
| 2 | 2:17.098 | +4.944 | 12:05:11.357 |
| 3 | 2:18.725 | +6.571 | 12:07:30.082 |
| 4 | 2:16.775 | +4.621 | 12:09:46.857 |
| 5 | 2:19.747 | +7.593 | 12:12:06.604 |
| 6 | 2:18.217 | +6.063 | 12:14:24.821 |
| 7 | 2:19.553 | +7.399 | 12:16:44.374 |
| 8 | 2:15.166 | +3.012 | 12:18:59.540 |
| 9 | 2:12.154 | | 12:21:11.694 |

(93) Juhan UUSTALU / Meelis UUSTALU

| Lap | Lap Tm | Diff | Time of Day |
|-----|-----------------|--------|--------------|
| 1 | 2:19.688 | +3.708 | 12:02:53.694 |
| 2 | 2:15.980 | | 12:05:09.674 |
| 3 | 2:19.549 | +3.569 | 12:07:29.223 |
| 4 | 2:16.893 | +0.913 | 12:09:46.116 |

Võistluse korraldaja: Kagu Motoklubi ja Korvikunnid Motoklubi

Orbits

Võistluse direktor: Mati FILATOV

Võistluse juht: Sulev MURUMAA

Võistluse ajamõõtja: Siim LASSMANN

Printed: 11.09.2017 13:33:18

ASPER
WWW.MYLAPS.EE TIMING



Põlva Motokross 2017

Sidecar Senior, Sidecar Junior

Rosma krossirada, Põlva 1,350 km

1. Võistlussõit 15 minutit + 2 ringi

9.09.2017 12:00

Race started at 12:00:14

| Lap | Lap Tm | Diff | Time of Day |
|-----|-----------------|--------|--------------|
| 5 | 2:19.439 | +3.459 | 12:12:05.555 |
| 6 | 2:18.508 | +2.528 | 12:14:24.063 |
| 7 | 2:19.511 | +3.531 | 12:16:43.574 |
| 8 | 2:19.863 | +3.883 | 12:19:03.437 |
| 9 | 2:19.547 | +3.567 | 12:21:22.984 |

(28) Uno PÄLL / Riin PÄLL

| Lap | Lap Tm | Diff | Time of Day |
|-----|-----------------|--------|--------------|
| 1 | 2:21.313 | +2.091 | 12:02:57.119 |
| 2 | 2:22.732 | +3.510 | 12:05:19.851 |
| 3 | 2:22.198 | +2.976 | 12:07:42.049 |
| 4 | 2:24.162 | +4.940 | 12:10:06.211 |
| 5 | 2:23.323 | +4.101 | 12:12:29.534 |
| 6 | 2:27.396 | +8.174 | 12:14:56.930 |
| 7 | 2:22.569 | +3.347 | 12:17:19.499 |
| 8 | 2:22.584 | +3.362 | 12:19:42.083 |
| 9 | 2:19.222 | | 12:22:01.305 |

Lap Lap Tm Diff Time of Day

Lap Lap Tm Diff Time of Day

Võistluse korraldaja: Kagu Motoklubi ja Kõrvikunnid Motoklubi

Orbits

Võistluse direktor: Mati FILATOV

Võistluse juht: Sulev MURUMAA

Võistluse ajamõõtja: Siim LASSMANN

Printed: 11.09.2017 13:33:18

ASPER
WWW.MYLAPS.EE TIMING



Põlva Motokross 2017

Sorted on Laps

Sidecar Senior, Sidecar Junior

Rosma krossirada, Põlva 1,350 km

2. Võistlussõit 15 minutit + 2 ringi

9.09.2017 15:30

Race started at 14:18:36

| Pos | PIC | No. | Name | Nat | Class | Make | Laps | Diff | Gap | Best Tm | Points |
|-----|-----|-----|--|-----|----------------|-----------|------|----------|----------|----------|--------|
| 1 | 1 | 252 | Siim MOKRIK / Ants JÄRVI | EST | Sidecar Junior | AYR-KTM | 10 | | | 1:57.429 | 50 |
| 2 | 2 | 55 | Rain REMMELG / Rain VAIKMÄE | EST | Sidecar Junior | AYR-KTM | 10 | 0.966 | 0.966 | 1:57.429 | 44 |
| 3 | 1 | 500 | Sverre LAMP / Alar LAMP | EST | Sidecar Senior | AYR-KTM | 10 | 18.615 | 17.649 | 1:57.958 | 50 |
| 4 | 2 | 2 | Genadi PEDRAS / Jaak SUUR | EST | Sidecar Senior | WSP-ZABEL | 10 | 1:18.270 | 59.655 | 2:06.249 | 44 |
| 5 | 3 | 18 | Andris BICKOVSKIS / Roberts BICKOVSKIS | LAT | Sidecar Senior | MTH | 10 | 2:07.702 | 49.432 | 2:08.538 | 40 |
| 6 | 4 | 33 | Märt ARULA / Timo TAMMEOKS | EST | Sidecar Senior | AYR-MTH | 9 | 1 Lap | 1 Lap | 2:13.494 | 36 |
| 7 | 3 | 46 | Jürgen LÄÄNE / Ülar KARING | EST | Sidecar Junior | AYR-KTM | 9 | 1 Lap | 11.392 | 2:15.333 | 40 |
| 8 | 5 | 26 | Janis LEŠEIKS / Andreis NEKAZAKOV | | Sidecar Senior | | 9 | 1 Lap | 10.784 | 2:16.801 | 32 |
| 9 | 4 | 15 | Sven PINTSUK/ Rait PÄRNA | EST | Sidecar Junior | ZABEL | 9 | 1 Lap | 3.693 | 2:17.333 | 36 |
| 10 | 6 | 35 | Väino VALDUR / Sten NIITSOO | EST | Sidecar Senior | WMC-KTM | 9 | 1 Lap | 10.952 | 2:17.735 | 30 |
| 11 | 7 | 28 | Uno PÄLL / Riin PÄLL | EST | Sidecar Senior | ZABEL | 9 | 1 Lap | 1:06.355 | 2:23.095 | 28 |
| 12 | 8 | 93 | Juhan UUSTALU / Meelis UUSTALU | EST | Sidecar Senior | AYR-KTM | 8 | 2 Laps | 1 Lap | 2:22.403 | 26 |

Võistluse korraldaja: Kagu Motoklubi ja Korvikunnid Motoklubi

Orbits

Võistluse direktor: Mati FILATOV

Võistluse juht: Sulev MURUMAA

Võistluse ajamõõtja: Siim LASSMANN

Printed: 11.09.2017 13:33:46

ASPER
WWW.MYLAPS.EE TIMING



Põlva Motokross 2017

Sidecar Senior, Sidecar Junior

Rosma krossirada, Põlva 1,350 km

2. Võistlussõit 15 minutit + 2 ringi

9.09.2017 15:30

Race started at 14:18:36

| Lap | Lap Tm | Diff | Time of Day |
|----------------------------------|-----------------|---------|--------------|
| (252) Siim MOKRIK / Ants JÄRVI | | | |
| 1 | 1:57.669 | +0.240 | 14:20:49.740 |
| 2 | 1:58.384 | +0.955 | 14:22:48.124 |
| 3 | 1:58.400 | +0.971 | 14:24:46.524 |
| 4 | 1:57.429 | | 14:26:43.953 |
| 5 | 2:01.272 | +3.843 | 14:28:45.225 |
| 6 | 2:05.411 | +7.982 | 14:30:50.636 |
| 7 | 2:04.858 | +7.429 | 14:32:55.494 |
| 8 | 2:03.476 | +6.047 | 14:34:58.970 |
| 9 | 2:07.364 | +9.935 | 14:37:06.334 |
| 10 | 2:02.398 | +4.969 | 14:39:08.732 |
| (55) Rain REMMELG / Rain VAIKMÄE | | | |
| 1 | 2:02.243 | +4.814 | 14:20:57.124 |
| 2 | 1:59.160 | +1.731 | 14:22:56.284 |
| 3 | 1:57.429 | | 14:24:53.713 |
| 4 | 1:58.787 | +1.358 | 14:26:52.500 |
| 5 | 1:59.974 | +2.545 | 14:28:52.474 |
| 6 | 2:06.894 | +9.465 | 14:30:59.368 |
| 7 | 2:00.424 | +2.995 | 14:32:59.792 |
| 8 | 2:05.274 | +7.845 | 14:35:05.066 |
| 9 | 2:01.872 | +4.443 | 14:37:06.938 |
| 10 | 2:02.760 | +5.331 | 14:39:09.698 |
| (500) Sverre LAMP / Alar LAMP | | | |
| 1 | 2:01.249 | +3.291 | 14:20:53.490 |
| 2 | 1:59.349 | +1.391 | 14:22:52.839 |
| 3 | 1:57.958 | | 14:24:50.797 |
| 4 | 1:58.012 | +0.054 | 14:26:48.809 |
| 5 | 1:58.548 | +0.590 | 14:28:47.357 |
| 6 | 2:14.908 | +16.950 | 14:31:02.265 |
| 7 | 2:05.739 | +7.781 | 14:33:08.004 |
| 8 | 2:05.487 | +7.529 | 14:35:13.491 |
| 9 | 2:07.199 | +9.241 | 14:37:20.690 |
| 10 | 2:06.657 | +8.699 | 14:39:27.347 |
| (2) Genadi PEDRAS / Jaak SUUR | | | |
| 1 | 2:07.994 | +1.745 | 14:21:00.737 |
| 2 | 2:07.484 | +1.235 | 14:23:08.221 |
| 3 | 2:07.276 | +1.027 | 14:25:15.497 |

| Lap | Lap Tm | Diff | Time of Day |
|---|-----------------|---------|--------------|
| 4 | 2:06.249 | | 14:27:21.746 |
| 5 | 2:08.762 | +2.513 | 14:29:30.508 |
| 6 | 2:10.491 | +4.242 | 14:31:40.999 |
| 7 | 2:11.464 | +5.215 | 14:33:52.463 |
| 8 | 2:11.310 | +5.061 | 14:36:03.773 |
| 9 | 2:12.428 | +6.179 | 14:38:16.201 |
| 10 | 2:10.801 | +4.552 | 14:40:27.002 |
| (18) Andris BICKOVSKIS / Roberts BICKOVSKIS | | | |
| 1 | 2:09.917 | +1.379 | 14:21:03.329 |
| 2 | 2:08.538 | | 14:23:11.867 |
| 3 | 2:12.723 | +4.185 | 14:25:24.590 |
| 4 | 2:11.823 | +3.285 | 14:27:36.413 |
| 5 | 2:13.540 | +5.002 | 14:29:49.953 |
| 6 | 2:16.413 | +7.875 | 14:32:06.366 |
| 7 | 2:16.382 | +7.844 | 14:34:22.748 |
| 8 | 2:16.150 | +7.612 | 14:36:38.898 |
| 9 | 2:18.227 | +9.689 | 14:38:57.125 |
| 10 | 2:19.309 | +10.771 | 14:41:16.434 |
| (33) Märt ARULA / Timo TAMMEOKS | | | |
| 1 | 2:13.494 | | 14:21:07.796 |
| 2 | 2:14.696 | +1.202 | 14:23:22.492 |
| 3 | 2:14.667 | +1.173 | 14:25:37.159 |
| 4 | 2:15.707 | +2.213 | 14:27:52.866 |
| 5 | 2:17.726 | +4.232 | 14:30:10.592 |
| 6 | 2:17.043 | +3.549 | 14:32:27.635 |
| 7 | 2:19.512 | +6.018 | 14:34:47.147 |
| 8 | 2:20.853 | +7.359 | 14:37:08.000 |
| 9 | 2:19.845 | +6.351 | 14:39:27.845 |
| (46) Jürgen LÄÄNE / Ülar KARING | | | |
| 1 | 2:16.437 | +1.104 | 14:21:11.889 |
| 2 | 2:15.333 | | 14:23:27.222 |
| 3 | 2:15.719 | +0.386 | 14:25:42.941 |
| 4 | 2:16.752 | +1.419 | 14:27:59.693 |
| 5 | 2:16.688 | +1.355 | 14:30:16.381 |
| 6 | 2:17.645 | +2.312 | 14:32:34.026 |
| 7 | 2:19.592 | +4.259 | 14:34:53.618 |
| 8 | 2:22.696 | +7.363 | 14:37:16.314 |
| 9 | 2:22.923 | +7.590 | 14:39:39.237 |

| Lap | Lap Tm | Diff | Time of Day |
|---|-----------------|--------|--------------|
| (26) Janis LEŠEIKS / Andreis NEKAZAKOVŠ | | | |
| 1 | 2:19.791 | +2.990 | 14:21:14.351 |
| 2 | 2:19.549 | +2.748 | 14:23:33.900 |
| 3 | 2:18.553 | +1.752 | 14:25:52.453 |
| 4 | 2:17.456 | +0.655 | 14:28:09.909 |
| 5 | 2:16.801 | | 14:30:26.710 |
| 6 | 2:18.016 | +1.215 | 14:32:44.726 |
| 7 | 2:20.152 | +3.351 | 14:35:04.878 |
| 8 | 2:24.291 | +7.490 | 14:37:29.169 |
| 9 | 2:20.852 | +4.051 | 14:39:50.021 |
| (15) Sven PINTSUK/ Rait PÄRNA | | | |
| 1 | 2:21.237 | +3.904 | 14:21:17.529 |
| 2 | 2:18.763 | +1.430 | 14:23:36.292 |
| 3 | 2:17.481 | +0.148 | 14:25:53.773 |
| 4 | 2:17.333 | | 14:28:11.106 |
| 5 | 2:18.078 | +0.745 | 14:30:29.184 |
| 6 | 2:17.680 | +0.347 | 14:32:46.864 |
| 7 | 2:20.297 | +2.964 | 14:35:07.161 |
| 8 | 2:22.865 | +5.532 | 14:37:30.026 |
| 9 | 2:23.688 | +6.355 | 14:39:53.714 |
| (35) Väino VALDUR / Sten NIITSOO | | | |
| 1 | 2:22.560 | +4.825 | 14:21:19.539 |
| 2 | 2:18.139 | +0.404 | 14:23:37.678 |
| 3 | 2:17.735 | | 14:25:55.413 |
| 4 | 2:19.152 | +1.417 | 14:28:14.565 |
| 5 | 2:18.992 | +1.257 | 14:30:33.557 |
| 6 | 2:23.071 | +5.336 | 14:32:56.628 |
| 7 | 2:21.203 | +3.468 | 14:35:17.831 |
| 8 | 2:22.774 | +5.039 | 14:37:40.605 |
| 9 | 2:24.061 | +6.326 | 14:40:04.666 |
| (28) Uno PÄLL / Riin PÄLL | | | |
| 1 | 2:27.414 | +4.319 | 14:21:25.175 |
| 2 | 2:25.156 | +2.061 | 14:23:50.331 |
| 3 | 2:23.095 | | 14:26:13.426 |
| 4 | 2:26.850 | +3.755 | 14:28:40.276 |
| 5 | 2:30.437 | +7.342 | 14:31:10.713 |
| 6 | 2:31.395 | +8.300 | 14:33:42.108 |

Võistluse korraldaja: Kagu Motoklubi ja Korvikunnid Motoklubi

Orbits

Võistluse direktor: Mati FILATOV

Võistluse juht: Sulev MURUMAA

Võistluse ajamõõtja: Siim LASSMANN

Printed: 11.09.2017 13:33:54



Põlva Motokross 2017

Sidecar Senior, Sidecar Junior

Rosma krossirada, Põlva 1,350 km

2. Võistlussõit 15 minutit + 2 ringi

9.09.2017 15:30

Race started at 14:18:36

| Lap | Lap Tm | Diff | Time of Day |
|-----|----------|--------|--------------|
| 7 | 2:32.179 | +9.084 | 14:36:14.287 |
| 8 | 2:29.312 | +6.217 | 14:38:43.599 |
| 9 | 2:27.422 | +4.327 | 14:41:11.021 |

(93) Juhan UUSTALU / Meelis UUSTALU

| Lap | Lap Tm | Diff | Time of Day |
|-----|----------|-----------|--------------|
| 1 | 2:26.589 | +4.186 | 14:21:22.498 |
| 2 | 2:22.625 | +0.222 | 14:23:45.123 |
| 3 | 2:23.475 | +1.072 | 14:26:08.598 |
| 4 | 2:22.403 | | 14:28:31.001 |
| 5 | 4:59.942 | +2:37.539 | 14:33:30.943 |
| 6 | 2:42.178 | +19.775 | 14:36:13.121 |
| 7 | 2:42.197 | +19.794 | 14:38:55.318 |
| 8 | 2:37.593 | +15.190 | 14:41:32.911 |

| Lap | Lap Tm | Diff | Time of Day |
|-----|--------|------|-------------|
|-----|--------|------|-------------|

| Lap | Lap Tm | Diff | Time of Day |
|-----|--------|------|-------------|
|-----|--------|------|-------------|

Võistluse korraldaja: Kagu Motoklubi ja Korvikunnid Motoklubi

Orbits

Võistluse direktor: Mati FILATOV

Võistluse juht: Sulev MURUMAA

Võistluse ajamõõtja: Siim LASSMANN

Printed: 11.09.2017 13:33:54





Põlva Motokross 2017

Sidecar Senior, Sidecar Junior

Rosma krossirada, Põlva 1,350 km

Kokkuvõte - Sidecar Junior

| Pos | No. | Name | Nat | Make | R1. | R2. | Total points |
|----------|-----|------------------------------------|-----|---------|-----------|-----------|--------------|
| 1 | 252 | Siim MOKRIK / Ants JÄRVI | EST | AYR-KTM | 50 | 50 | 100 |
| 2 | 55 | Rain REMMELG / Rain VAIKMÄE | EST | AYR-KTM | 44 | 44 | 88 |
| 3 | 46 | Jürgen LÄÄNE / Ülar KARING | EST | AYR-KTM | 40 | 40 | 80 |
| 4 | 15 | Sven PINTSUK/ Rait PÄRNA | EST | ZABEL | 36 | 36 | 72 |

Võistluse korraldaja: Kagu Motoklubi ja Korvikunnid Motoklubi

Võistluse direktor: Mati FILATOV

Võistluse juht: Sulev MURUMAA

Võistluse ajamõõtja: Siim LASSMANN

Printed: 11.09.2017 13:33:59

Orbits

ASPER
WWW.MYLAPS.EE TIMING



Põlva Motokross 2017

Sidecar Senior, Sidecar Junior

Rosma krossirada, Põlva 1,350 km

Kokkuvõte - Sidecar Senior

| Pos | No. | Name | Nat | Make | R1. | R2. | Total points |
|-----|-----|---|-----|-----------|-----------|-----------|--------------|
| 1 | 500 | Sverre LAMP / Alar LAMP | EST | AYR-KTM | 50 | 50 | 100 |
| 2 | 2 | Genadi PEDRAS / Jaak SUUR | EST | WSP-ZABEL | 40 | 44 | 84 |
| 3 | 18 | Andris BICKOVSKIS / Roberts BICKOVSKIS | LAT | MTH | 44 | 40 | 84 |
| 4 | 33 | Märt ARULA / Timo TAMMEOKS | EST | AYR-MTH | 32 | 36 | 68 |
| 5 | 35 | Väino VALDUR / Sten NIITSOO | EST | WMC-KTM | 36 | 30 | 66 |
| 6 | 26 | Janis LEŠEIKS / Andreis NEKAZAKOVS | | | 30 | 32 | 62 |
| 7 | 28 | Uno PÄLL / Riin PÄLL | EST | ZABEL | 26 | 28 | 54 |
| 8 | 93 | Juhan UUSTALU / Meelis UUSTALU | EST | AYR-KTM | 28 | 26 | 54 |

Võistluse korraldaja: Kagu Motoklubi ja Korvikunnid Motoklubi

Orbits

Võistluse direktor: Mati FILATOV

Võistluse juht: Sulev MURUMAA

Võistluse ajamõõtja: Siim LASSMANN

Printed: 11.09.2017 13:34:06

ASPER
WWW.MYLAPS.EE TIMING