



Põlva Motokross 2017

Sorted on Best Lap time

MX Retro, MX Veteran, MX Seenior, MX Ladies

Rosma krossirada, Põlva 1,350 km

Kvalifikatsioon 15 minutit

9.09.2017 09:40

Qualifying started at 9:41:21

Pos	No.	Name	Nat	Class	Make	Best Tm	Diff	Gap	In Lap	Laps
1	90	Avo ÄRM	EST	MX Veteran	Yamaha	1:38.024			9	9
2	321	Tarmo JAASI-TAMM	EST	MX Veteran	KTM	1:39.554	1.530	1.530	4	9
3	33	Jaanus KOMPUS	EST	MX Veteran	Honda	1:41.713	3.689	2.159	7	7
4	326	Andrei SCHILLER		MX Veteran		1:44.647	6.623	2.934	3	8
5	77	Petri TUUKKANEN	FIN	MX Seenior	Yamaha	1:46.401	8.377	1.754	4	7
6	448	Andrus KISKONEN	EST	MX Veteran	Husqvarna	1:47.420	9.396	1.019	6	8
7	124	Viktor TAGOMA	EST	MX Seenior	Honda	1:47.717	9.693	0.297	4	8
8	245	Andrus MÖLLITS	EST	MX Seenior	Honda	1:47.898	9.874	0.181	5	6
9	456	Teele RAJA	EST	MX Ladies	Honda	1:48.566	10.542	0.668	6	7
10	247	Tarmo TOMSON	EST	MX Retro	Honda	1:48.801	10.777	0.235	6	8
11	118	Tapani RÄSÄNEN	FIN	MX Seenior	Honda	1:48.842	10.818	0.041	8	8
12	125	Pertti SALONEN	FIN	MX Seenior	Yamaha	1:49.730	11.706	0.888	2	8
13	2	Kristjan LÜÜDING	EST	MX Retro	CZ	1:51.510	13.486	1.780	5	8
14	41	Andres PILT	EST	MX Retro	CZ	1:51.645	13.621	0.135	5	5
15	127	Meelis NÄKSI	EST	MX Veteran	Yamaha	1:54.078	16.054	2.433	4	8
16	6	Meelis UUSTALU	EST	MX Veteran	KTM	1:57.866	19.842	3.788	5	6
17	60	Mati PÄRNASALU	EST	MX Seenior	Suzuki	1:58.448	20.424	0.582	6	7
18	755	Kris JALAS	EST	MX Ladies	TM	2:03.391	25.367	4.943	5	7
19	205	Juta SAAN	EST	MX Ladies	KTM	2:09.797	31.773	6.406	6	7
20	36	Rain RAUDNAGEL	EST	MX Retro	CZ	2:20.855	42.831	11.058	1	3
21	39	Allver KAHRE	EST	MX Retro	CZ	2:21.526	43.502	0.671	2	5
22	261	Vambola SAARME	EST	MX Seenior	KTM	2:23.055	45.031	1.529	1	3

Võistluse korraldaja: Kagu Motoklubi ja Korvikunnid Motoklubi

Orbits

Võistluse direktor: Mati FILATOV

Võistluse juht: Sulev MURUMAA

Võistluse ajamõõtja: Siim LASSMANN

Printed: 11.09.2017 13:17:00

ASPER
WWW.MYLAPS.EE TIMING



Põlva Motokross 2017

MX Retro, MX Veteran, MX Seenor, MX Ladies

Rosma krossirada, Põlva 1,350 km

Kvalifikatsioon 15 minutit

9.09.2017 09:40

Qualifying started at 9:41:21

Lap	Lap Tm	Diff	Time of Day
(90) Avo ÄRM			
1	1:43.841	+5.817	9:43:25.801
2	1:40.771	+2.747	9:45:06.572
3	1:39.669	+1.645	9:46:46.241
4	1:40.953	+2.929	9:48:27.194
5	1:38.599	+0.575	9:50:05.793
6	1:38.035	+0.011	9:51:43.828
7	1:39.098	+1.074	9:53:22.926
8	1:38.647	+0.623	9:55:01.573
9	1:38.024		9:56:39.597

Lap	Lap Tm	Diff	Time of Day
(321) Tarmo JAASI-TAMM			
1	1:49.510	+9.956	9:43:24.248
2	1:41.399	+1.845	9:45:05.647
3	1:40.001	+0.447	9:46:45.648
4	1:39.554		9:48:25.202
5	1:40.132	+0.578	9:50:05.334
6	1:41.481	+1.927	9:51:46.815
7	1:41.195	+1.641	9:53:28.010
8	1:39.747	+0.193	9:55:07.757
9	1:40.296	+0.742	9:56:48.053

Lap	Lap Tm	Diff	Time of Day
(33) Jaanus KOMPUS			
1	2:14.590	+32.877	9:45:59.750
2	1:53.791	+12.078	9:47:53.541
3	2:02.604	+20.891	9:49:56.145
4	1:43.878	+2.165	9:51:40.023
5	1:47.030	+5.317	9:53:27.053
6	1:48.162	+6.449	9:55:15.215
7	1:41.713		9:56:56.928

Lap	Lap Tm	Diff	Time of Day
(326) Andrei SCHILLER			
1	1:54.919	+10.272	9:43:37.675
2	1:46.304	+1.657	9:45:23.979
3	1:44.647		9:47:08.626
4	2:12.452	+27.805	9:49:21.078
5	1:54.052	+9.405	9:51:15.130
6	1:46.073	+1.426	9:53:01.203
7	2:10.107	+25.460	9:55:11.310
8	1:56.144	+11.497	9:57:07.454

Lap	Lap Tm	Diff	Time of Day
(77) Petri TUUKKANEN			
1	2:04.956	+18.555	9:44:21.060
2	1:49.313	+2.912	9:46:10.373
3	1:51.818	+5.417	9:48:02.191
4	1:46.401		9:49:48.592
5	1:47.481	+1.080	9:51:36.073
6	3:11.008	+1:24.607	9:54:47.081
7	1:46.430	+0.029	9:56:33.511

Lap	Lap Tm	Diff	Time of Day
(448) Andrus KISKONEN			
1	1:57.260	+9.840	9:43:40.424
2	1:50.747	+3.327	9:45:31.171
3	1:49.787	+2.367	9:47:20.958
4	2:07.473	+20.053	9:49:28.431
5	1:48.832	+1.412	9:51:17.263
6	1:47.420		9:53:04.683
7	1:48.854	+1.434	9:54:53.537
8	2:18.060	+30.640	9:57:11.597

Lap	Lap Tm	Diff	Time of Day
(124) Viktor TAGOMA			
1	1:59.352	+11.635	9:43:48.789
2	1:50.050	+2.333	9:45:38.839
3	1:48.786	+1.069	9:47:27.625
4	1:47.717		9:49:15.342
5	1:49.656	+1.939	9:51:04.998
6	2:13.417	+25.700	9:53:18.415
7	2:09.805	+22.088	9:55:28.220
8	2:03.784	+16.067	9:57:32.004

Lap	Lap Tm	Diff	Time of Day
(245) Andrus MÖLLITS			
1	2:13.244	+25.346	9:46:16.104
2	2:08.741	+20.843	9:48:24.845
3	1:59.234	+11.336	9:50:24.079
4	2:04.807	+16.909	9:52:28.886
5	1:47.898		9:54:16.784
6	2:05.628	+17.730	9:56:22.412

Lap	Lap Tm	Diff	Time of Day
(456) Teele RAJA			
1	2:21.158	+32.592	9:44:19.229
2	2:08.623	+20.057	9:46:27.852

Lap	Lap Tm	Diff	Time of Day
3	2:01.073	+12.507	9:48:28.925
4	2:02.585	+14.019	9:50:31.510
5	1:49.176	+0.610	9:52:20.686
6	1:48.566		9:54:09.252
7	2:15.458	+26.892	9:56:24.710

Lap	Lap Tm	Diff	Time of Day
(247) Tarmo TOMSON			
1	1:51.714	+2.913	9:43:35.294
2	1:48.910	+0.109	9:45:24.204
3	1:51.542	+2.741	9:47:15.746
4	1:57.374	+8.573	9:49:13.120
5	1:49.060	+0.259	9:51:02.180
6	1:48.801		9:52:50.981
7	1:50.578	+1.777	9:54:41.559
8	1:51.221	+2.420	9:56:32.780

Lap	Lap Tm	Diff	Time of Day
(118) Tapani RÄSÄNEN			
1	1:53.023	+4.181	9:43:37.049
2	1:49.498	+0.656	9:45:26.547
3	1:50.100	+1.258	9:47:16.647
4	1:50.580	+1.738	9:49:07.227
5	1:50.245	+1.403	9:50:57.472
6	1:51.029	+2.187	9:52:48.501
7	1:49.665	+0.823	9:54:38.166
8	1:48.842		9:56:27.008

Lap	Lap Tm	Diff	Time of Day
(125) Pertti SALONEN			
1	1:53.693	+3.963	9:43:27.845
2	1:49.730		9:45:17.575
3	1:50.951	+1.221	9:47:08.526
4	1:53.013	+3.283	9:49:01.539
5	1:51.445	+1.715	9:50:52.984
6	1:51.058	+1.328	9:52:44.042
7	1:51.314	+1.584	9:54:35.356
8	1:50.955	+1.225	9:56:26.311

Lap	Lap Tm	Diff	Time of Day
(2) Kristjan LÜÜDING			
1	2:00.261	+8.751	9:44:05.085
2	1:55.465	+3.955	9:46:00.550
3	1:55.764	+4.254	9:47:56.314
4	1:55.693	+4.183	9:49:52.007

Võistluse korraldaja: Kagu Motoklubi ja Korvikunnid Motoklubi

Orbits

Võistluse direktor: Mati FILATOV

Võistluse juht: Sulev MURUMAA

Võistluse ajamõõtja: Siim LASSMANN

Printed: 11.09.2017 13:17:10





Põlva Motokross 2017

MX Retro, MX Veteran, MX Senior, MX Ladies

Rosma krossirada, Põlva 1,350 km

Kvalifikatsioon 15 minutit

9.09.2017 09:40

Qualifying started at 9:41:21

Lap	Lap Tm	Diff	Time of Day
5	1:51.510		9:51:43.517
6	1:53.683	+2.173	9:53:37.200
7	1:52.490	+0.980	9:55:29.690
8	1:52.388	+0.878	9:57:22.078

(41) Andres PILT

1	2:02.865	+11.220	9:43:47.421
2	1:55.948	+4.303	9:45:43.369
3	1:51.679	+0.034	9:47:35.048
4	1:55.060	+3.415	9:49:30.108
5	1:51.645		9:51:21.753

(127) Meelis NÄKSI

1	2:04.454	+10.376	9:43:52.581
2	1:59.161	+5.083	9:45:51.742
3	1:56.662	+2.584	9:47:48.404
4	1:54.078		9:49:42.482
5	1:57.783	+3.705	9:51:40.265
6	2:00.531	+6.453	9:53:40.796
7	1:56.934	+2.856	9:55:37.730
8	1:56.038	+1.960	9:57:33.768

(6) Meelis UUSTALU

1	2:15.477	+17.611	9:44:21.174
2	2:06.763	+8.897	9:46:27.937
3	2:06.360	+8.494	9:48:34.297
4	2:01.323	+3.457	9:50:35.620
5	1:57.866		9:52:33.486
6	2:01.344	+3.478	9:54:34.830

(60) Mati PÄRNASALU

1	2:21.895	+23.447	9:44:14.912
2	2:04.218	+5.770	9:46:19.130
3	2:03.112	+4.664	9:48:22.242
4	2:48.058	+49.610	9:51:10.300
5	2:46.597	+48.149	9:53:56.897
6	1:58.448		9:55:55.345
7	1:59.540	+1.092	9:57:54.885

(755) Kris JALAS

1	2:21.872	+18.481	9:44:20.947
---	-----------------	---------	-------------

Lap	Lap Tm	Diff	Time of Day
2	2:12.498	+9.107	9:46:33.445
3	2:03.440	+0.049	9:48:36.885
4	2:08.624	+5.233	9:50:45.509
5	2:03.391		9:52:48.900
6	2:03.824	+0.433	9:54:52.724
7	2:17.807	+14.416	9:57:10.531

(205) Juta SAAN

1	2:23.913	+14.116	9:44:18.600
2	2:14.033	+4.236	9:46:32.633
3	2:17.981	+8.184	9:48:50.614
4	2:10.708	+0.911	9:51:01.322
5	2:12.992	+3.195	9:53:14.314
6	2:09.797		9:55:24.111
7	3:43.266	+1:33.469	9:59:07.377

(36) Rain RAUDNAGEL

1	2:20.855		9:45:01.205
2	2:25.227	+4.372	9:47:26.432
3	2:23.291	+2.436	9:49:49.723

(39) Allver KAHRE

1	2:34.779	+13.253	9:44:44.585
2	2:21.526		9:47:06.111
3	4:05.805	+1:44.279	9:51:11.916
4	3:29.054	+1:07.528	9:54:40.970
5	3:00.590	+39.064	9:57:41.560

(261) Vambola SAARME

1	2:23.055		9:48:20.810
2	2:26.688	+3.633	9:50:47.498
3	3:53.640	+1:30.585	9:54:41.138

Võistluse korraldaja: Kagu Motoklubi ja Kõrvikunnid Motoklubi

Orbits

Võistluse direktor: Mati FILATOV

Võistluse juht: Sulev MURUMAA

Võistluse ajamõõtja: Siim LASSMANN

Printed: 11.09.2017 13:17:10



Põlva Motokross 2017

Sorted on Laps

MX Retro, MX Veteran, MX Seenior, MX Ladies

Rosma krossirada, Põlva 1,350 km

1. Võistlussõit 15 minutit + 2 ringi

9.09.2017 13:00

Race started at 12:25:01

Pos	No.	Name	Class	Make	Laps	Diff	Gap	Best Tm	Points
1	321	Tarmo JAASI-TAMM	MX Veteran	KTM	11			1:38.233	50
2	90	Avo ÄRM	MX Veteran	Yamaha	11	6.368	6.368	1:36.497	44
3	33	Jaanus KOMPUS	MX Veteran	Honda	11	1:37.037	1:30.669	1:43.682	40
4	326	Andrei SCHILLER	MX Veteran		10	1 Lap	1 Lap	1:46.418	36
5	247	Tarmo TOMSON	MX Retro	Honda	10	1 Lap	7.197	1:50.802	50
6	118	Tapani RÄSÄNEN	MX Seenior	Honda	10	1 Lap	1.020	1:49.275	50
7	124	Viktor TAGOMA	MX Seenior	Honda	10	1 Lap	22.658	1:53.101	44
8	2	Kristjan LÜÜDING	MX Retro	CZ	10	1 Lap	2.044	1:50.496	44
9	125	Pertti SALONEN	MX Seenior	Yamaha	10	1 Lap	2.765	1:52.258	40
10	456	Teele RAJA	MX Ladies	Honda	10	1 Lap	2.672	1:51.312	50
11	77	Petri TUUKKANEN	MX Seenior	Yamaha	10	1 Lap	16.471	1:49.222	36
12	41	Andres PILT	MX Retro	CZ	10	1 Lap	7.163	1:51.987	40
13	6	Meelis UUSTALU	MX Veteran	KTM	10	1 Lap	6.775	1:55.569	32
14	245	Andrus MÖLLITS	MX Seenior	Honda	9	2 Laps	1 Lap	1:52.589	32
15	127	Meelis NÄKSI	MX Veteran	Yamaha	9	2 Laps	13.851	1:58.376	30
16	60	Mati PÄRNASALU	MX Seenior	Suzuki	9	2 Laps	29.075	1:59.275	30
17	755	Kris JALAS	MX Ladies	TM	9	2 Laps	55.431	2:11.096	44
18	205	Juta SAAN	MX Ladies	KTM	8	3 Laps	1 Lap	2:12.849	40
19	261	Vambola SAARME	MX Seenior	KTM	8	3 Laps	45.217	2:13.075	28
20	39	Allver KAHRE	MX Retro	CZ	7	4 Laps	1 Lap	2:20.159	36

Margin of Victory

Avg. Speed

Best Lap Tm

Best Speed

Best Lap by

6.368

48,280

1:36.497

50,364

90 - Avo ÄRM

Võistluse korraldaja: Kagu Motoklubi ja Korvikunnid Motoklubi

Orbits

Võistluse direktor: Mati FILATOV

Võistluse juht: Sulev MURUMAA

Võistluse ajamõõtja: Siim LASSMANN

Printed: 11.09.2017 13:17:21

ASPER
WWW.MYLAPS.EE TIMING



Põlva Motokross 2017

Sorted on Laps

MX Retro, MX Veteran, MX Seeniör, MX Ladies

Rosma krossirada, Põlva 1,350 km

1. Võistlussõit 15 minutit + 2 ringi

9.09.2017 13:00

Race started at 12:25:01

Pos	No.	Name	Class	Make	Laps	Diff	Gap	Best Tm	Points
21	36	Rain RAUDNAGEL	MX Retro	CZ	7	4 Laps	1:21.433	2:22.469	32

Not classified (50% = 6 Laps)

448	Andrus KISKONEN	MX Veteran	Husqvarna	11 Laps	7 Laps				0
-----	------------------------	------------	-----------	---------	--------	--	--	--	----------

Margin of Victory	Avg. Speed	Best Lap Tm	Best Speed	Best Lap by
6.368	48,280	1:36.497	50,364	90 - Avo ÄRM

Võistluse korraldaja: Kagu Motoklubi ja Korvikunnid Motoklubi

Orbits

Võistluse direktor: Mati FILATOV

Võistluse juht: Sulev MURUMAA

Võistluse ajamõõtja: Siim LASSMANN

Printed: 11.09.2017 13:17:21

ASPER
WWW.MYLAPS.EE TIMING



Põlva Motokross 2017

MX Retro, MX Veteran, MX Senior, MX Ladies

Rosma krossirada, Põlva 1,350 km

1. Võistlussõit 15 minutit + 2 ringi

9.09.2017 13:00

Race started at 12:25:01

Lap	Lap Tm	Diff	Time of Day
(321) Tarmo JAASI-TAMM			
1	1:39.090	+0.857	12:26:55.225
2	1:38.233		12:28:33.458
3	1:38.892	+0.659	12:30:12.350
4	1:38.867	+0.634	12:31:51.217
5	1:38.311	+0.078	12:33:29.528
6	1:38.471	+0.238	12:35:07.999
7	1:41.083	+2.850	12:36:49.082
8	1:38.449	+0.216	12:38:27.531
9	1:40.538	+2.305	12:40:08.069
10	1:39.561	+1.328	12:41:47.630
11	1:41.473	+3.240	12:43:29.103

Lap	Lap Tm	Diff	Time of Day
(90) Avo ÄRM			
1	1:38.329	+1.832	12:26:53.702
2	1:38.950	+2.453	12:28:32.652
3	1:40.503	+4.006	12:30:13.155
4	1:41.621	+5.124	12:31:54.776
5	1:38.232	+1.735	12:33:33.008
6	1:36.497		12:35:09.505
7	1:42.164	+5.667	12:36:51.669
8	1:37.519	+1.022	12:38:29.188
9	1:43.923	+7.426	12:40:13.111
10	1:41.168	+4.671	12:41:54.279
11	1:41.192	+4.695	12:43:35.471

Lap	Lap Tm	Diff	Time of Day
(33) Jaanus KOMPUS			
1	1:47.555	+3.873	12:27:04.160
2	1:48.903	+5.221	12:28:53.063
3	1:47.338	+3.656	12:30:40.401
4	1:48.725	+5.043	12:32:29.126
5	1:49.938	+6.256	12:34:19.064
6	1:49.969	+6.287	12:36:09.033
7	1:49.378	+5.696	12:37:58.411
8	1:45.614	+1.932	12:39:44.025
9	1:43.682		12:41:27.707
10	1:46.090	+2.408	12:43:13.797
11	1:52.343	+8.661	12:45:06.140

(326) Andrei SCHILLER			
------------------------------	--	--	--

Lap	Lap Tm	Diff	Time of Day
1	1:47.889	+1.471	12:27:33.032
2	1:47.762	+1.344	12:29:20.794
3	1:51.211	+4.793	12:31:12.005
4	1:47.680	+1.262	12:32:59.685
5	1:46.418		12:34:46.103
6	1:48.327	+1.909	12:36:34.430
7	1:49.189	+2.771	12:38:23.619
8	1:51.568	+5.150	12:40:15.187
9	1:48.284	+1.866	12:42:03.471
10	1:46.472	+0.054	12:43:49.943

Lap	Lap Tm	Diff	Time of Day
(247) Tarmo TOMSON			
1	1:52.119	+1.317	12:27:09.091
2	1:50.802		12:28:59.893
3	1:53.994	+3.192	12:30:53.887
4	1:50.860	+0.058	12:32:44.747
5	1:51.652	+0.850	12:34:36.399
6	1:51.279	+0.477	12:36:27.678
7	1:52.362	+1.560	12:38:20.040
8	1:52.415	+1.613	12:40:12.455
9	1:53.882	+3.080	12:42:06.337
10	1:50.803	+0.001	12:43:57.140

Lap	Lap Tm	Diff	Time of Day
(118) Tapani RÄSÄNEN			
1	1:52.831	+3.556	12:27:11.053
2	2:06.542	+17.267	12:29:17.595
3	1:50.039	+0.764	12:31:07.634
4	1:50.860	+1.585	12:32:58.494
5	1:50.219	+0.944	12:34:48.713
6	1:49.275		12:36:37.988
7	1:49.350	+0.075	12:38:27.338
8	1:51.233	+1.958	12:40:18.571
9	1:49.967	+0.692	12:42:08.538
10	1:49.622	+0.347	12:43:58.160

Lap	Lap Tm	Diff	Time of Day
(124) Viktor TAGOMA			
1	1:55.859	+2.758	12:27:16.323
2	1:53.728	+0.627	12:29:10.051
3	1:54.558	+1.457	12:31:04.609
4	1:53.101		12:32:57.710
5	1:53.181	+0.080	12:34:50.891

Lap	Lap Tm	Diff	Time of Day
6	1:53.857	+0.756	12:36:44.748
7	1:55.033	+1.932	12:38:39.781
8	1:54.036	+0.935	12:40:33.817
9	1:53.359	+0.258	12:42:27.176
10	1:53.642	+0.541	12:44:20.818

Lap	Lap Tm	Diff	Time of Day
(2) Kristjan LÜÜDING			
1	2:02.911	+12.415	12:27:22.269
2	1:57.821	+7.325	12:29:20.090
3	1:56.472	+5.976	12:31:16.562
4	1:55.291	+4.795	12:33:11.853
5	1:50.496		12:35:02.349
6	1:53.242	+2.746	12:36:55.591
7	1:51.576	+1.080	12:38:47.167
8	1:50.549	+0.053	12:40:37.716
9	1:53.188	+2.692	12:42:30.904
10	1:51.958	+1.462	12:44:22.862

Lap	Lap Tm	Diff	Time of Day
(125) Pertti SALONEN			
1	1:59.554	+7.296	12:27:17.510
2	1:56.272	+4.014	12:29:13.782
3	1:56.462	+4.204	12:31:10.244
4	1:54.106	+1.848	12:33:04.350
5	1:54.127	+1.869	12:34:58.477
6	1:52.258		12:36:50.735
7	1:53.635	+1.377	12:38:44.370
8	1:53.904	+1.646	12:40:38.274
9	1:54.922	+2.664	12:42:33.196
10	1:52.431	+0.173	12:44:25.627

Lap	Lap Tm	Diff	Time of Day
(456) Teele RAJA			
1	2:06.976	+15.664	12:27:27.632
2	1:57.457	+6.145	12:29:25.089
3	1:52.589	+1.277	12:31:17.678
4	1:57.379	+6.067	12:33:15.057
5	1:51.961	+0.649	12:35:07.018
6	1:51.312		12:36:58.330
7	1:51.813	+0.501	12:38:50.143
8	1:52.754	+1.442	12:40:42.897
9	1:52.971	+1.659	12:42:35.868
10	1:52.431	+1.119	12:44:28.299

Võistluse korraldaja: Kagu Motoklubi ja Korvikunnid Motoklubi

Orbits

Võistluse direktor: Mati FILATOV

Võistluse juht: Sulev MURUMAA

Võistluse ajamõõtja: Siim LASSMANN

Printed: 11.09.2017 13:17:25



Põlva Motokross 2017

MX Retro, MX Veteran, MX Senior, MX Ladies

Rosma krossirada, Põlva 1,350 km

1. Võistlussõit 15 minutit + 2 ringi

9.09.2017 13:00

Race started at 12:25:01

Lap	Lap Tm	Diff	Time of Day
(77) Petri TUUKKANEN			
1	2:19.342	+30.120	12:28:13.749
2	1:52.605	+3.383	12:30:06.354
3	1:49.243	+0.021	12:31:55.597
4	1:50.900	+1.678	12:33:46.497
5	1:49.760	+0.538	12:35:36.257
6	1:49.753	+0.531	12:37:26.010
7	1:49.222		12:39:15.232
8	1:50.050	+0.828	12:41:05.282
9	1:49.313	+0.091	12:42:54.595
10	1:50.175	+0.953	12:44:44.770
(41) Andres PILT			
1	2:02.256	+10.269	12:27:21.963
2	1:58.450	+6.463	12:29:20.413
3	1:56.891	+4.904	12:31:17.304
4	1:56.411	+4.424	12:33:13.715
5	1:55.373	+3.386	12:35:09.088
6	1:54.945	+2.958	12:37:04.033
7	1:52.074	+0.087	12:38:56.107
8	1:52.946	+0.959	12:40:49.053
9	1:51.987		12:42:41.040
10	2:10.893	+18.906	12:44:51.933
(6) Meelis UUSTALU			
1	2:01.528	+5.959	12:27:20.484
2	1:59.078	+3.509	12:29:19.562
3	1:56.274	+0.705	12:31:15.836
4	1:56.609	+1.040	12:33:12.445
5	1:55.569		12:35:08.014
6	1:55.966	+0.397	12:37:03.980
7	1:55.976	+0.407	12:38:59.956
8	2:05.949	+10.380	12:41:05.905
9	1:56.563	+0.994	12:43:02.468
10	1:56.240	+0.671	12:44:58.708
(245) Andrus MÖLLITS			
1	3:12.417	+1:19.828	12:28:29.928
2	2:05.718	+13.129	12:30:35.646
3	1:54.653	+2.064	12:32:30.299

Lap	Lap Tm	Diff	Time of Day
4	1:53.865	+1.276	12:34:24.164
5	1:53.151	+0.562	12:36:17.315
6	1:52.589		12:38:09.904
7	1:53.630	+1.041	12:40:03.534
8	1:53.380	+0.791	12:41:56.914
9	1:54.772	+2.183	12:43:51.686
(127) Meelis NÄKSI			
1	2:49.912	+51.536	12:28:07.464
2	2:01.322	+2.946	12:30:08.786
3	2:00.561	+2.185	12:32:09.347
4	1:58.937	+0.561	12:34:08.284
5	1:58.602	+0.226	12:36:06.886
6	1:58.376		12:38:05.262
7	1:59.424	+1.048	12:40:04.686
8	2:00.620	+2.244	12:42:05.306
9	2:00.231	+1.855	12:44:05.537
(60) Mati PÄRNASALU			
1	2:12.536	+13.261	12:27:31.718
2	2:52.783	+53.508	12:30:24.501
3	1:59.464	+0.189	12:32:23.965
4	2:02.078	+2.803	12:34:26.043
5	1:59.275		12:36:25.318
6	2:01.208	+1.933	12:38:26.526
7	2:05.229	+5.954	12:40:31.755
8	2:01.582	+2.307	12:42:33.337
9	2:01.275	+2.000	12:44:34.612
(755) Kris JALAS			
1	2:13.756	+2.660	12:27:34.292
2	2:13.267	+2.171	12:29:47.559
3	2:12.178	+1.082	12:31:59.737
4	2:11.096		12:34:10.833
5	2:11.454	+0.358	12:36:22.287
6	2:19.970	+8.874	12:38:42.257
7	2:14.221	+3.125	12:40:56.478
8	2:15.008	+3.912	12:43:11.486
9	2:18.557	+7.461	12:45:30.043
(205) Juta SAAN			

Lap	Lap Tm	Diff	Time of Day
1	3:33.858	+1:21.009	12:28:54.684
2	2:20.533	+7.684	12:31:15.217
3	2:16.453	+3.604	12:33:31.670
4	2:15.241	+2.392	12:35:46.911
5	2:16.271	+3.422	12:38:03.182
6	2:14.122	+1.273	12:40:17.304
7	2:12.849		12:42:30.153
8	2:15.861	+3.012	12:44:46.014
(261) Vambola SAARME			
1	3:12.804	+59.729	12:28:34.610
2	2:23.559	+10.484	12:30:58.169
3	2:17.511	+4.436	12:33:15.680
4	2:13.075		12:35:28.755
5	2:40.103	+27.028	12:38:08.858
6	2:41.754	+28.679	12:40:50.612
7	2:24.314	+11.239	12:43:14.926
8	2:16.305	+3.230	12:45:31.231
(39) Allver KAHRE			
1	2:28.631	+8.472	12:27:51.710
2	2:20.159		12:30:11.869
3	2:23.518	+3.359	12:32:35.387
4	2:26.791	+6.632	12:35:02.178
5	2:23.113	+2.954	12:37:25.291
6	2:21.258	+1.099	12:39:46.549
7	2:28.528	+8.369	12:42:15.077
(36) Rain RAUDNAGEL			
1	3:25.564	+1:03.095	12:28:48.332
2	2:35.886	+13.417	12:31:24.218
3	2:22.469		12:33:46.687
4	2:25.300	+2.831	12:36:11.987
5	2:32.323	+9.854	12:38:44.310
6	2:29.710	+7.241	12:41:14.020
7	2:22.490	+0.021	12:43:36.510

Võistluse korraldaja: Kagu Motoklubi ja Korvikunnid Motoklubi

Orbits

Võistluse direktor: Mati FILATOV

Võistluse juht: Sulev MURUMAA

Võistluse ajamõõtja: Siim LASSMANN

Printed: 11.09.2017 13:17:25





Põlva Motokross 2017

Sorted on Laps

MX Retro, MX Veteran, MX Seenior, MX Ladies

Rosma krossirada, Põlva 1,350 km

2. Võistlussõit 15 minutit + 2 ringi

9.09.2017 16:30

Race started at 14:45:12

Pos	No.	Name	Class	Make	Laps	Diff	Gap	Best Tm	Points
1	321	Tarmo JAASI-TAMM	MX Veteran	KTM	11			1:39.604	50
2	90	Avo ÄRM	MX Veteran	Yamaha	11	3.221	3.221	1:41.180	44
3	77	Petri TUUKKANEN	MX Seenior	Yamaha	10	1 Lap	1 Lap	1:51.001	50
4	247	Tarmo TOMSON	MX Retro	Honda	10	1 Lap	21.788	1:53.642	50
5	33	Jaanus KOMPUS	MX Veteran	Honda	10	1 Lap	12.352	1:46.828	40
6	118	Tapani RÄSÄNEN	MX Seenior	Honda	10	1 Lap	12.908	1:52.863	44
7	2	Kristjan LÜÜDING	MX Retro	CZ	10	1 Lap	4.874	1:56.384	44
8	456	Teele RAJA	MX Ladies	Honda	10	1 Lap	2.022	1:51.970	50
9	124	Viktor TAGOMA	MX Seenior	Honda	10	1 Lap	13.301	1:54.446	40
10	245	Andrus MÖLLITS	MX Seenior	Honda	10	1 Lap	3.179	1:55.471	36
11	326	Andrei SCHILLER	MX Veteran		10	1 Lap	24.087	1:52.242	36
12	6	Meelis UUSTALU	MX Veteran	KTM	10	1 Lap	18.910	2:00.285	32
13	127	Meelis NÄKSI	MX Veteran	Yamaha	9	2 Laps	1 Lap	2:02.600	30
14	41	Andres PILT	MX Retro	CZ	9	2 Laps	2.850	1:57.848	40
15	60	Mati PÄRNASALU	MX Seenior	Suzuki	9	2 Laps	1:05.206	2:07.182	32
16	755	Kris JALAS	MX Ladies	TM	8	3 Laps	1 Lap	2:21.272	44
17	205	Juta SAAN	MX Ladies	KTM	8	3 Laps	3.346	2:12.109	40
18	36	Rain RAUDNAGEL	MX Retro	CZ	8	3 Laps	50.889	2:25.208	36
19	261	Vambola SAARME	MX Seenior	KTM	7	4 Laps	1 Lap	2:22.356	30

Margin of Victory	Avg. Speed	Best Lap Tm	Best Speed	Best Lap by
3.221	46,667	1:39.604	48,793	321 - Tarmo JAASI-TAMM

Võistluse korraldaja: Kagu Motoklubi ja Korvikunnid Motoklubi

Orbits

Võistluse direktor: Mati FILATOV

Võistluse juht: Sulev MURUMAA

Võistluse ajamõõtja: Siim LASSMANN

Printed: 11.09.2017 13:17:30

ASPER
WWW.MYLAPS.EE TIMING



Põlva Motokross 2017

Sorted on Laps

MX Retro, MX Veteran, MX Seenior, MX Ladies

Rosma krossirada, Põlva 1,350 km

2. Võistlussõit 15 minutit + 2 ringi

9.09.2017 16:30

Race started at 14:45:12

Pos	No.	Name	Class	Make	Laps	Diff	Gap	Best Tm	Points
Not classified (50% = 6 Laps)									
	39	Allver KAHRE	MX Retro	CZ	2	9 Laps	5 Laps	2:47.429	0
DNS	125	Pertti SALONEN	MX Seenior	Yamaha		DNS			0
DNS	448	Andrus KISKONEN	MX Veteran	Husqvarna		DNS			0

Margin of Victory	Avg. Speed	Best Lap Tm	Best Speed	Best Lap by
3.221	46,667	1:39.604	48,793	321 - Tarmo JAASI-TAMM

Võistluse korraldaja: Kagu Motoklubi ja Korvikunnid Motoklubi

Orbits

Võistluse direktor: Mati FILATOV

Võistluse juht: Sulev MURUMAA

Võistluse ajamõõtja: Siim LASSMANN

Printed: 11.09.2017 13:17:30

ASPER
WWW.MYLAPS.EE TIMING



Põlva Motokross 2017

MX Retro, MX Veteran, MX Seeniõr, MX Ladies

Rosma krossirada, Põlva 1,350 km

2. Võistlussõit 15 minutit + 2 ringi

9.09.2017 16:30

Race started at 14:45:12

Lap	Lap Tm	Diff	Time of Day
(321) Tarmo JAASI-TAMM			
1	1:49.774	+10.170	14:47:16.962
2	1:42.472	+2.868	14:48:59.434
3	1:41.371	+1.767	14:50:40.805
4	1:41.003	+1.399	14:52:21.808
5	1:49.654	+10.050	14:54:11.462
6	1:39.604		14:55:51.066
7	1:41.610	+2.006	14:57:32.676
8	1:40.952	+1.348	14:59:13.628
9	1:40.839	+1.235	15:00:54.467
10	1:41.593	+1.989	15:02:36.060
11	1:42.009	+2.405	15:04:18.069

Lap	Lap Tm	Diff	Time of Day
(90) Avo ÄRM			
1	1:43.121	+1.941	14:47:09.401
2	1:41.222	+0.042	14:48:50.623
3	1:42.612	+1.432	14:50:33.235
4	1:43.790	+2.610	14:52:17.025
5	1:41.793	+0.613	14:53:58.818
6	1:47.433	+6.253	14:55:46.251
7	1:47.427	+6.247	14:57:33.678
8	1:42.480	+1.300	14:59:16.158
9	1:41.180		15:00:57.338
10	1:41.459	+0.279	15:02:38.797
11	1:42.493	+1.313	15:04:21.290

Lap	Lap Tm	Diff	Time of Day
(77) Petri TUUKKANEN			
1	1:55.903	+4.902	14:47:23.344
2	1:53.249	+2.248	14:49:16.593
3	1:56.067	+5.066	14:51:12.660
4	1:53.959	+2.958	14:53:06.619
5	1:53.894	+2.893	14:55:00.513
6	1:53.490	+2.489	14:56:54.003
7	1:52.706	+1.705	14:58:46.709
8	1:51.001		15:00:37.710
9	1:52.950	+1.949	15:02:30.660
10	1:53.073	+2.072	15:04:23.733

Lap	Lap Tm	Diff	Time of Day
(247) Tarmo TOMSON			
1	2:00.553	+6.911	14:47:28.947

Lap	Lap Tm	Diff	Time of Day
2	1:55.241	+1.599	14:49:24.188
3	1:54.119	+0.477	14:51:18.307
4	1:53.933	+0.291	14:53:12.240
5	1:55.455	+1.813	14:55:07.695
6	1:53.642		14:57:01.337
7	1:54.189	+0.547	14:58:55.526
8	1:56.212	+2.570	15:00:51.738
9	1:55.578	+1.936	15:02:47.316
10	1:58.205	+4.563	15:04:45.521

Lap	Lap Tm	Diff	Time of Day
(33) Jaanus KOMPUS			
1	2:58.141	+1:11.313	14:48:26.236
2	1:47.827	+0.999	14:50:14.063
3	1:47.918	+1.090	14:52:01.981
4	1:48.224	+1.396	14:53:50.205
5	1:48.841	+2.013	14:55:39.046
6	1:48.272	+1.444	14:57:27.318
7	1:51.453	+4.625	14:59:18.771
8	1:46.828		15:01:05.599
9	1:49.405	+2.577	15:02:55.004
10	2:02.869	+16.041	15:04:57.873

Lap	Lap Tm	Diff	Time of Day
(118) Tapani RÄSÄNEN			
1	1:52.863		14:47:20.523
2	1:55.869	+3.006	14:49:16.392
3	1:55.767	+2.904	14:51:12.159
4	1:58.543	+5.680	14:53:10.702
5	1:57.843	+4.980	14:55:08.545
6	1:59.033	+6.170	14:57:07.578
7	2:00.148	+7.285	14:59:07.726
8	1:59.738	+6.875	15:01:07.464
9	2:00.814	+7.951	15:03:08.278
10	2:02.503	+9.640	15:05:10.781

Lap	Lap Tm	Diff	Time of Day
(2) Kristjan LÜÜDING			
1	2:06.617	+10.233	14:47:35.859
2	1:59.309	+2.925	14:49:35.168
3	1:56.791	+0.407	14:51:31.959
4	1:56.384		14:53:28.343
5	1:56.578	+0.194	14:55:24.921
6	1:58.124	+1.740	14:57:23.045

Lap	Lap Tm	Diff	Time of Day
7	1:58.333	+1.949	14:59:21.378
8	1:59.359	+2.975	15:01:20.737
9	1:58.090	+1.706	15:03:18.827
10	1:56.828	+0.444	15:05:15.655

Lap	Lap Tm	Diff	Time of Day
(456) Teele RAJA			
1	2:35.818	+43.848	14:48:04.487
2	1:58.113	+6.143	14:50:02.600
3	1:56.426	+4.456	14:51:59.026
4	1:55.013	+3.043	14:53:54.039
5	1:51.970		14:55:46.009
6	1:53.579	+1.609	14:57:39.588
7	1:54.465	+2.495	14:59:34.053
8	1:53.374	+1.404	15:01:27.427
9	1:53.322	+1.352	15:03:20.749
10	1:56.928	+4.958	15:05:17.677

Lap	Lap Tm	Diff	Time of Day
(124) Viktor TAGOMA			
1	2:03.833	+9.387	14:47:32.886
2	1:59.322	+4.876	14:49:32.208
3	1:59.234	+4.788	14:51:31.442
4	1:57.376	+2.930	14:53:28.818
5	2:05.826	+11.380	14:55:34.644
6	2:00.629	+6.183	14:57:35.273
7	2:00.602	+6.156	14:59:35.875
8	1:59.996	+5.550	15:01:35.871
9	2:00.661	+6.215	15:03:36.532
10	1:54.446		15:05:30.978

Lap	Lap Tm	Diff	Time of Day
(245) Andrus MÖLLITS			
1	2:05.913	+10.442	14:47:34.436
2	2:01.042	+5.571	14:49:35.478
3	1:58.250	+2.779	14:51:33.728
4	1:56.514	+1.043	14:53:30.242
5	2:07.859	+12.388	14:55:38.101
6	2:00.458	+4.987	14:57:38.559
7	1:58.279	+2.808	14:59:36.838
8	2:03.467	+7.996	15:01:40.305
9	1:58.381	+2.910	15:03:38.686
10	1:55.471		15:05:34.157

Võistluse korraldaja: Kagu Motoklubi ja Korvikunnid Motoklubi

Orbits

Võistluse direktor: Mati FILATOV

Võistluse juht: Sulev MURUMAA

Võistluse ajamõõtja: Siim LASSMANN

Printed: 11.09.2017 13:17:34





Põlva Motokross 2017

MX Retro, MX Veteran, MX Senior, MX Ladies

Rosma krossirada, Põlva 1,350 km

2. Võistlussõit 15 minutit + 2 ringi

9.09.2017 16:30

Race started at 14:45:12

Lap	Lap Tm	Diff	Time of Day
(326) Andrei SCHILLER			
1	2:52.771	+1:00.529	14:48:20.697
2	2:04.503	+12.261	14:50:25.200
3	1:52.242		14:52:17.442
4	2:00.957	+8.715	14:54:18.399
5	1:55.637	+3.395	14:56:14.036
6	1:55.617	+3.375	14:58:09.653
7	1:52.385	+0.143	15:00:02.038
8	1:53.528	+1.286	15:01:55.566
9	1:57.205	+4.963	15:03:52.771
10	2:05.473	+13.231	15:05:58.244

Lap	Lap Tm	Diff	Time of Day
(6) Meelis UUSTALU			
1	2:11.500	+11.215	14:47:52.647
2	2:04.351	+4.066	14:49:56.998
3	2:03.435	+3.150	14:52:00.433
4	2:03.408	+3.123	14:54:03.841
5	2:00.452	+0.167	14:56:04.293
6	2:02.705	+2.420	14:58:06.998
7	2:01.881	+1.596	15:00:08.879
8	2:02.068	+1.783	15:02:10.947
9	2:00.285		15:04:11.232
10	2:05.922	+5.637	15:06:17.154

Lap	Lap Tm	Diff	Time of Day
(127) Meelis NÄKSI			
1	2:09.229	+6.629	14:47:39.296
2	2:06.085	+3.485	14:49:45.381
3	2:02.600		14:51:47.981
4	2:09.127	+6.527	14:53:57.108
5	2:05.681	+3.081	14:56:02.789
6	2:08.406	+5.806	14:58:11.195
7	2:04.858	+2.258	15:00:16.053
8	2:05.906	+3.306	15:02:21.959
9	2:05.731	+3.131	15:04:27.690

Lap	Lap Tm	Diff	Time of Day
(41) Andres PILT			
1	2:05.673	+7.825	14:47:35.794
2	1:57.848		14:49:33.642
3	1:58.897	+1.049	14:51:32.539
4	1:58.659	+0.811	14:53:31.198
5	2:05.363	+7.515	14:55:36.561

Lap	Lap Tm	Diff	Time of Day
6	2:05.668	+7.820	14:57:42.229
7	2:19.944	+22.096	15:00:02.173
8	2:14.889	+17.041	15:02:17.062
9	2:13.478	+15.630	15:04:30.540

Lap	Lap Tm	Diff	Time of Day
(60) Mati PÄRNASALU			
1	2:22.073	+14.891	14:47:52.283
2	2:11.986	+4.804	14:50:04.269
3	2:20.449	+13.267	14:52:24.718
4	2:10.203	+3.021	14:54:34.921
5	2:07.182		14:56:42.103
6	2:08.671	+1.489	14:58:50.774
7	2:14.087	+6.905	15:01:04.861
8	2:13.630	+6.448	15:03:18.491
9	2:17.255	+10.073	15:05:35.746

Lap	Lap Tm	Diff	Time of Day
(755) Kris JALAS			
1	2:24.639	+3.367	14:47:54.691
2	2:21.272		14:50:15.963
3	2:25.323	+4.051	14:52:41.286
4	2:24.051	+2.779	14:55:05.337
5	2:25.470	+4.198	14:57:30.807
6	2:27.166	+5.894	14:59:57.973
7	2:27.931	+6.659	15:02:25.904
8	2:22.874	+1.602	15:04:48.778

Lap	Lap Tm	Diff	Time of Day
(205) Juta SAAN			
1	3:08.471	+56.362	14:48:39.464
2	2:23.498	+11.389	14:51:02.962
3	2:23.258	+11.149	14:53:26.220
4	2:23.715	+11.606	14:55:49.935
5	2:19.338	+7.229	14:58:09.273
6	2:15.452	+3.343	15:00:24.725
7	2:15.290	+3.181	15:02:40.015
8	2:12.109		15:04:52.124

Lap	Lap Tm	Diff	Time of Day
(36) Rain RAUDNAGEL			
1	2:39.214	+14.006	14:48:13.186
2	2:29.694	+4.486	14:50:42.880
3	2:31.518	+6.310	14:53:14.398
4	2:29.409	+4.201	14:55:43.807

Lap	Lap Tm	Diff	Time of Day
5	2:29.010	+3.802	14:58:12.817
6	2:28.612	+3.404	15:00:41.429
7	2:25.208		15:03:06.637
8	2:36.376	+11.168	15:05:43.013

Lap	Lap Tm	Diff	Time of Day
(261) Vambola SAARME			
1	2:33.102	+10.746	14:48:05.029
2	2:23.987	+1.631	14:50:29.016
3	2:22.356		14:52:51.372
4	2:22.398	+0.042	14:55:13.770
5	4:15.656	+1:53.300	14:59:29.426
6	2:29.081	+6.725	15:01:58.507
7	2:27.982	+5.626	15:04:26.489

Lap	Lap Tm	Diff	Time of Day
(39) Allver KAHRE			
1	6:10.614	+3:23.185	14:51:43.260
2	2:47.429		14:54:30.689

Võistluse korraldaja: Kagu Motoklubi ja Korvikunnid Motoklubi

Orbits

Võistluse direktor: Mati FILATOV

Võistluse juht: Sulev MURUMAA

Võistluse ajamõõtja: Siim LASSMANN

Printed: 11.09.2017 13:17:34






Põlva Motokross 2017

MX Retro, MX Veteran, MX Senior, MX Ladies

Rosma krossirada, Põlva 1,350 km

Kokkuvõte - MX Ladies



Pos	No.	Name	Make	R1.	R2.	Total points
1	456	Teele RAJA	Honda	50	50	100
2	755	Kris JALAS	TM	44	44	88
3	205	Juta SAAN	KTM	40	40	80

Võistluse korraldaja: Kagu Motoklubi ja Korvikunnid Motoklubi

Orbits

Võistluse direktor: Mati FILATOV

Võistluse juht: Sulev MURUMAA

Võistluse ajamõõtja: Siim LASSMANN

Printed: 11.09.2017 13:17:43

ASPER
WWW.MYLAPS.EE TIMING




Põlva Motokross 2017

MX Retro, MX Veteran, MX Seeniior, MX Ladies

Rosma krossirada, Põlva 1,350 km

Kokkuvõte - MX Retro



Pos	No.	Name	Make	R1.	R2.	Total points
1	247	Tarmo TOMSON	Honda	50	50	100
2	2	Kristjan LÜÜDING	CZ	44	44	88
3	41	Andres PILT	CZ	40	40	80
4	36	Rain RAUDNAGEL	CZ	32	36	68
5	39	Allver KAHRE	CZ	36	0	36

Võistluse korraldaja: Kagu Motoklubi ja Korvikunnid Motoklubi

Orbits

Võistluse direktor: Mati FILATOV

Võistluse juht: Sulev MURUMAA

Võistluse ajamõõtja: Siim LASSMANN

Printed: 11.09.2017 13:17:47

ASPER
WWW.MYLAPS.EE TIMING




Põlva Motokross 2017

MX Retro, MX Veteran, MX Seeniior, MX Ladies

Rosma krossirada, Põlva 1,350 km

Kokkuvõte - MX Seeniior



Pos	No.	Name	Make	R1.	R2.	Total points
1	118	Tapani RÄSÄNEN	Honda	50	44	94
2	77	Petri TUUKKANEN	Yamaha	36	50	86
3	124	Viktor TAGOMA	Honda	44	40	84
4	245	Andrus MÖLLITS	Honda	32	36	68
5	60	Mati PÄRNASALU	Suzuki	30	32	62
6	261	Vambola SAARME	KTM	28	30	58
7	125	Pertti SALONEN	Yamaha	40	0	40

Võistluse korraldaja: Kagu Motoklubi ja Korvikunnid Motoklubi

Orbits

Võistluse direktor: Mati FILATOV

Võistluse juht: Sulev MURUMAA

Võistluse ajamõõtja: Siim LASSMANN

Printed: 11.09.2017 13:17:52

ASPER
WWW.MYLAPS.EE TIMING




Põlva Motokross 2017

MX Retro, MX Veteran, MX Seeniior, MX Ladies

Rosma krossirada, Põlva 1,350 km

Kokkuvõte - MX Veteran



Pos	No.	Name	Make	R1.	R2.	Total points
1	321	Tarmo JAASI-TAMM	KTM	50	50	100
2	90	Avo ÄRM	Yamaha	44	44	88
3	33	Jaanus KOMPUS	Honda	40	40	80
4	326	Andrei SCHILLER		36	36	72
5	6	Meelis UUSTALU	KTM	32	32	64
6	127	Meelis NÄKSI	Yamaha	30	30	60
7	448	Andrus KISKONEN	Husqvarna	0	0	0

Võistluse korraldaja: Kagu Motoklubi ja Korvikunnid Motoklubi

Orbits

Võistluse direktor: Mati FILATOV

Võistluse juht: Sulev MURUMAA

Võistluse ajamõõtja: Siim LASSMANN

Printed: 11.09.2017 13:17:56

ASPER
WWW.MYLAPS.EE TIMING



Põlva Motokross 2017

Sorted on Best Lap time

MX-40

Rosma krossirada, Põlva 1,350 km

Kvalifikatsioon 15 minutit

9.09.2017 10:20

Qualifying started at 10:21:17

Pos	No.	Name	Nat	Class	Make	Best Tm	Diff	Gap	In Lap	Laps
1	117	Priit PALATU	EST	MX-40	KTM	1:30.603			7	8
2	399	Alvar TINT	EST	MX-40	Suzuki	1:33.563	2.960	2.960	5	9
3	712	Carl Mattias RÄÄGEL	EST	MX-40	KTM	1:33.659	3.056	0.096	7	9
4	88	Kaarel TILK	EST	MX-40	KTM	1:35.803	5.200	2.144	7	9
5	294	Mihkel REINO	EST	MX-40	Honda	1:37.428	6.825	1.625	7	9
6	444	Mikk ERM	EST	MX-40	Kawasaki	1:38.150	7.547	0.722	6	8
7	732	Indrek TAMM	EST	MX-40	KTM	1:39.012	8.409	0.862	5	8
8	54	Ülar KARING	EST	MX-40	Suzuki	1:40.864	10.261	1.852	5	9
9	37	Kenor KOTKAS	EST	MX-40	Kawasaki	1:41.201	10.598	0.337	7	8
10	442	Rait TOOMSOO	EST	MX-40	Kawasaki	1:42.135	11.532	0.934	7	8
11	216	Peeter PIIRIMÄGI	EST	MX-40	Suzuki	1:43.950	13.347	1.815	7	8
12	194	Taavi HALLER	EST	MX-40	Suzuki	1:43.958	13.355	0.008	5	9
13	475	Romet ALLINGU	EST	MX-40	Kawasaki	1:44.737	14.134	0.779	8	8
14	22	Arsi TUPITS		MX-40	KTM	1:45.334	14.731	0.597	5	8
15	322	Mairo SOOMETS	EST	MX-40	Honda	1:46.310	15.707	0.976	3	8
16	287	Simmo KIKAS	EST	MX-40	KTM	1:46.546	15.943	0.236	7	8
17	145	Kaur ALEKSANDROV	EST	MX-40	Yamaha	1:51.152	20.549	4.606	7	8
18	165	Richard VALGRE	EST	MX-40	Yamaha	1:56.242	25.639	5.090	8	8

Võistluse korraldaja: Kagu Motoklubi ja Korvikunnid Motoklubi

Orbits

Võistluse direktor: Mati FILATOV

Võistluse juht: Sulev MURUMAA

Võistluse ajamõõtja: Siim LASSMANN

Printed: 11.09.2017 13:18:02

ASPER
WWW.MYLAPS.EE TIMING



Põlva Motokross 2017

MX-40

Rosma krossirada, Põlva 1,350 km

Kvalifikatsioon 15 minutit

9.09.2017 10:20

Qualifying started at 10:21:17

Lap	Lap Tm	Diff	Time of Day
(117) Priit PALATU			
1	1:38.592	+7.989	10:23:46.263
2	1:33.235	+2.632	10:25:19.498
3	1:53.792	+23.189	10:27:13.290
4	1:30.950	+0.347	10:28:44.240
5	2:51.450	+1:20.847	10:31:35.690
6	2:40.379	+1:09.776	10:34:16.069
7	1:30.603		10:35:46.672
8	1:47.030	+16.427	10:37:33.702

Lap	Lap Tm	Diff	Time of Day
(399) Alvar TINT			
1	1:54.136	+20.573	10:23:42.591
2	1:42.976	+9.413	10:25:25.567
3	1:36.929	+3.366	10:27:02.496
4	1:54.202	+20.639	10:28:56.698
5	1:33.563		10:30:30.261
6	2:00.686	+27.123	10:32:30.947
7	2:06.826	+33.263	10:34:37.773
8	1:44.355	+10.792	10:36:22.128
9	1:49.443	+15.880	10:38:11.571

Lap	Lap Tm	Diff	Time of Day
(712) Carl Mattias RÄÄGEL			
1	2:05.948	+32.289	10:23:56.750
2	2:08.911	+35.252	10:26:05.661
3	1:36.402	+2.743	10:27:42.063
4	1:34.101	+0.442	10:29:16.164
5	1:42.989	+9.330	10:30:59.153
6	1:37.653	+3.994	10:32:36.806
7	1:33.659		10:34:10.465
8	2:01.116	+27.457	10:36:11.581
9	1:53.259	+19.600	10:38:04.840

Lap	Lap Tm	Diff	Time of Day
(88) Kaarel TILK			
1	1:44.679	+8.876	10:23:16.107
2	1:39.930	+4.127	10:24:56.037
3	1:36.294	+0.491	10:26:32.331
4	1:53.051	+17.248	10:28:25.382
5	1:39.536	+3.733	10:30:04.918
6	1:37.762	+1.959	10:31:42.680
7	1:35.803		10:33:18.483

Lap	Lap Tm	Diff	Time of Day
8	1:42.868	+7.065	10:35:01.351
9	1:38.574	+2.771	10:36:39.925
(294) Mihkel REINO			
1	1:56.977	+19.549	10:23:39.500
2	1:41.823	+4.395	10:25:21.323
3	1:46.861	+9.433	10:27:08.184
4	1:51.051	+13.623	10:28:59.235
5	1:38.770	+1.342	10:30:38.005
6	1:46.449	+9.021	10:32:24.454
7	1:37.428		10:34:01.882
8	2:13.799	+36.371	10:36:15.681
9	1:39.688	+2.260	10:37:55.369

Lap	Lap Tm	Diff	Time of Day
(444) Mikko ERM			
1	2:04.370	+26.220	10:23:57.628
2	1:46.196	+8.046	10:25:43.824
3	1:41.622	+3.472	10:27:25.446
4	1:39.873	+1.723	10:29:05.319
5	1:56.607	+18.457	10:31:01.926
6	1:38.150		10:32:40.076
7	2:28.133	+49.983	10:35:08.209
8	1:51.550	+13.400	10:36:59.759

Lap	Lap Tm	Diff	Time of Day
(732) Indrek TAMM			
1	2:14.807	+35.795	10:24:00.337
2	1:49.558	+10.546	10:25:49.895
3	1:42.776	+3.764	10:27:32.671
4	2:08.998	+29.986	10:29:41.669
5	1:39.012		10:31:20.681
6	1:53.937	+14.925	10:33:14.618
7	1:43.799	+4.787	10:34:58.417
8	1:45.263	+6.251	10:36:43.680

Lap	Lap Tm	Diff	Time of Day
(54) Ülar KARING			
1	1:46.230	+5.366	10:23:21.003
2	1:42.905	+2.041	10:25:03.908
3	1:43.004	+2.140	10:26:46.912
4	1:41.551	+0.687	10:28:28.463
5	1:40.864		10:30:09.327
6	1:46.750	+5.886	10:31:56.077

Lap	Lap Tm	Diff	Time of Day
7	1:42.986	+2.122	10:33:39.063
8	1:52.216	+11.352	10:35:31.279
9	1:47.172	+6.308	10:37:18.451
(37) Kenor KOTKAS			
1	2:40.530	+59.329	10:24:12.955
2	1:57.903	+16.702	10:26:10.858
3	1:45.299	+4.098	10:27:56.157
4	2:09.963	+28.762	10:30:06.120
5	1:41.408	+0.207	10:31:47.528
6	2:30.000	+48.799	10:34:17.528
7	1:41.201		10:35:58.729
8	2:10.310	+29.109	10:38:09.039

Lap	Lap Tm	Diff	Time of Day
(442) Rait TOOMSOO			
1	2:06.029	+23.894	10:23:44.335
2	1:51.333	+9.198	10:25:35.668
3	2:28.283	+46.148	10:28:03.951
4	1:45.977	+3.842	10:29:49.928
5	2:29.334	+47.199	10:32:19.262
6	1:42.319	+0.184	10:34:01.581
7	1:42.135		10:35:43.716
8	2:02.138	+20.003	10:37:45.854

Lap	Lap Tm	Diff	Time of Day
(216) Peeter PIIRIMÄGI			
1	2:08.164	+24.214	10:23:54.687
2	1:58.631	+14.681	10:25:53.318
3	1:50.433	+6.483	10:27:43.751
4	1:46.487	+2.537	10:29:30.238
5	2:38.949	+54.999	10:32:09.187
6	2:02.846	+18.896	10:34:12.033
7	1:43.950		10:35:55.983
8	1:44.739	+0.789	10:37:40.722

Lap	Lap Tm	Diff	Time of Day
(194) Taavi HALLER			
1	2:01.921	+17.963	10:23:50.643
2	1:49.908	+5.950	10:25:40.551
3	1:46.230	+2.272	10:27:26.781
4	1:44.114	+0.156	10:29:10.895
5	1:43.958		10:30:54.853
6	1:45.086	+1.128	10:32:39.939

Võistluse korraldaja: Kagu Motoklubi ja Korvikunnid Motoklubi

Orbits

Võistluse direktor: Mati FILATOV

Võistluse juht: Sulev MURUMAA

Võistluse ajamõõtja: Siim LASSMANN

Printed: 11.09.2017 13:18:06





Põlva Motokross 2017

MX-40

Rosma krossirada, Põlva 1,350 km

Kvalifikatsioon 15 minutit

9.09.2017 10:20

Qualifying started at 10:21:17

Lap	Lap Tm	Diff	Time of Day
7	1:45.266	+1.308	10:34:25.205
8	1:44.332	+0.374	10:36:09.537
9	1:44.223	+0.265	10:37:53.760

(475) Romet ALLINGU

Lap	Lap Tm	Diff	Time of Day
1	2:10.867	+26.130	10:23:51.250
2	1:51.020	+6.283	10:25:42.270
3	2:20.071	+35.334	10:28:02.341
4	1:48.913	+4.176	10:29:51.254
5	1:51.322	+6.585	10:31:42.576
6	1:46.407	+1.670	10:33:28.983
7	1:52.820	+8.083	10:35:21.803
8	1:44.737		10:37:06.540

(22) Arsi TUPITS

Lap	Lap Tm	Diff	Time of Day
1	2:18.145	+32.811	10:24:14.658
2	1:59.467	+14.133	10:26:14.125
3	1:52.642	+7.308	10:28:06.767
4	1:48.010	+2.676	10:29:54.777
5	1:45.334		10:31:40.111
6	1:46.128	+0.794	10:33:26.239
7	1:47.028	+1.694	10:35:13.267
8	2:16.122	+30.788	10:37:29.389

(322) Mairo SOOMETS

Lap	Lap Tm	Diff	Time of Day
1	2:12.276	+25.966	10:23:49.667
2	1:49.795	+3.485	10:25:39.462
3	1:46.310		10:27:25.772
4	1:47.543	+1.233	10:29:13.315
5	1:46.625	+0.315	10:30:59.940
6	1:58.107	+11.797	10:32:58.047
7	1:51.894	+5.584	10:34:49.941
8	1:50.108	+3.798	10:36:40.049

(287) Simmo KIKAS

Lap	Lap Tm	Diff	Time of Day
1	2:06.020	+19.474	10:23:47.308
2	1:50.208	+3.662	10:25:37.516
3	1:47.508	+0.962	10:27:25.024
4	1:53.597	+7.051	10:29:18.621
5	1:47.079	+0.533	10:31:05.700
6	1:54.956	+8.410	10:33:00.656

Lap	Lap Tm	Diff	Time of Day
7	1:46.546		10:34:47.202
8	2:04.145	+17.599	10:36:51.347

(145) Kaur ALEKSANDROV

Lap	Lap Tm	Diff	Time of Day
1	2:12.058	+20.906	10:24:12.183
2	1:57.796	+6.644	10:26:09.979
3	1:53.071	+1.919	10:28:03.050
4	1:52.256	+1.104	10:29:55.306
5	2:02.373	+11.221	10:31:57.679
6	1:52.979	+1.827	10:33:50.658
7	1:51.152		10:35:41.810
8	1:53.678	+2.526	10:37:35.488

(165) Richard VALGRE

Lap	Lap Tm	Diff	Time of Day
1	2:14.211	+17.969	10:23:50.059
2	2:03.241	+6.999	10:25:53.300
3	2:06.208	+9.966	10:27:59.508
4	2:02.313	+6.071	10:30:01.821
5	2:04.919	+8.677	10:32:06.740
6	2:01.916	+5.674	10:34:08.656
7	1:58.972	+2.730	10:36:07.628
8	1:56.242		10:38:03.870

Võistluse korraldaja: Kagu Motoklubi ja Korvikunnid Motoklubi

Orbits

Võistluse direktor: Mati FILATOV

Võistluse juht: Sulev MURUMAA

Võistluse ajamõõtja: Siim LASSMANN

Printed: 11.09.2017 13:18:06

ASPER
WWW.MYLAPS.EE TIMING



Põlva Motokross 2017

Sorted on Laps

MX-40

Rosma krossirada, Põlva 1,350 km

1. Võistlussõit 15 minutit + 2 ringi

9.09.2017 14:00

Race started at 13:10:32

Pos	No.	Name	Class	Make	Laps	Diff	Gap	Best Tm	Points
1	117	Priit PALATU	MX-40	KTM	12			1:33.089	50
2	712	Carl Mattias RÄÄGEL	MX-40	KTM	12	16.211	16.211	1:33.043	44
3	399	Alvar TINT	MX-40	Suzuki	12	1:22.164	1:05.953	1:39.355	40
4	294	Mihkel REINO	MX-40	Honda	12	1:22.603	0.439	1:41.018	36
5	444	Mikk ERM	MX-40	Kawasaki	12	1:31.150	8.547	1:38.976	32
6	194	Taavi HALLER	MX-40	Suzuki	12	1:36.229	5.079	1:40.772	30
7	88	Kaarel TILK	MX-40	KTM	11	1 Lap	1 Lap	1:36.874	28
8	54	Ülar KARING	MX-40	Suzuki	11	1 Lap	41.041	1:43.766	26
9	732	Indrek TAMM	MX-40	KTM	11	1 Lap	2.846	1:45.062	24
10	442	Rait TOOMSOO	MX-40	Kawasaki	11	1 Lap	6.871	1:47.543	22
11	287	Simmo KIKAS	MX-40	KTM	11	1 Lap	5.607	1:47.831	20
12	216	Peeter PIIRIMÄGI	MX-40	Suzuki	11	1 Lap	5.775	1:47.502	18
13	475	Romet ALLINGU	MX-40	Kawasaki	11	1 Lap	4.604	1:48.162	16
14	37	Kenor KOTKAS	MX-40	Kawasaki	11	1 Lap	10.143	1:44.999	14
15	22	Arsi TUPITS	MX-40	KTM	11	1 Lap	3.197	1:46.239	12
16	322	Mairo SOOMETS	MX-40	Honda	10	2 Laps	1 Lap	1:51.147	10
17	145	Kaur ALEKSANDROV	MX-40	Yamaha	10	2 Laps	1:00.131	1:53.575	8
18	165	Richard VALGRE	MX-40	Yamaha	10	2 Laps	9.150	1:58.690	6

Margin of Victory	Avg. Speed	Best Lap Tm	Best Speed	Best Lap by
16.211	50,298	1:33.043	52,234	712 - Carl Mattias RÄÄGEL

Võistluse korraldaja: Kagu Motoklubi ja Korvikunnid Motoklubi

Orbits

Võistluse direktor: Mati FILATOV

Võistluse juht: Sulev MURUMAA

Võistluse ajamõõtja: Siim LASSMANN

Printed: 11.09.2017 13:18:12

ASPER
WWW.MYLAPS.EE TIMING



Põlva Motokross 2017

MX-40

Rosma krossirada, Põlva 1,350 km

1. Võistlussõit 15 minutit + 2 ringi

9.09.2017 14:00

Race started at 13:10:32

Lap	Lap Tm	Diff	Time of Day
(117) Priit PALATU			
1	1:34.707	+1.618	13:12:20.646
2	1:33.762	+0.673	13:13:54.408
3	1:34.305	+1.216	13:15:28.713
4	1:33.515	+0.426	13:17:02.228
5	1:33.801	+0.712	13:18:36.029
6	1:33.089		13:20:09.118
7	1:41.864	+8.775	13:21:50.982
8	1:36.916	+3.827	13:23:27.898
9	1:35.067	+1.978	13:25:02.965
10	1:36.581	+3.492	13:26:39.546
11	1:35.617	+2.528	13:28:15.163
12	1:36.523	+3.434	13:29:51.686

Lap	Lap Tm	Diff	Time of Day
(712) Carl Mattias RÄÄGEL			
1	1:41.115	+8.072	13:12:26.621
2	1:36.388	+3.345	13:14:03.009
3	1:33.043		13:15:36.052
4	1:33.869	+0.826	13:17:09.921
5	1:36.360	+3.317	13:18:46.281
6	1:36.797	+3.754	13:20:23.078
7	1:37.289	+4.246	13:22:00.367
8	1:37.591	+4.548	13:23:37.958
9	1:36.531	+3.488	13:25:14.489
10	1:38.496	+5.453	13:26:52.985
11	1:36.738	+3.695	13:28:29.723
12	1:38.174	+5.131	13:30:07.897

Lap	Lap Tm	Diff	Time of Day
(399) Alvar TINT			
1	1:39.917	+0.562	13:12:25.148
2	1:40.252	+0.897	13:14:05.400
3	1:40.110	+0.755	13:15:45.510
4	1:39.355		13:17:24.865
5	1:41.214	+1.859	13:19:06.079
6	1:42.170	+2.815	13:20:48.249
7	1:41.254	+1.899	13:22:29.503
8	1:42.998	+3.643	13:24:12.501
9	1:42.861	+3.506	13:25:55.362
10	1:43.902	+4.547	13:27:39.264
11	1:43.136	+3.781	13:29:22.400

Lap	Lap Tm	Diff	Time of Day
(294) Mihkel REINO			
12	1:51.450	+12.095	13:31:13.850
(294) Mihkel REINO			
1	1:42.115	+1.097	13:12:28.251
2	1:41.018		13:14:09.269
3	1:41.689	+0.671	13:15:50.958
4	1:42.306	+1.288	13:17:33.264
5	1:43.624	+2.606	13:19:16.888
6	1:41.535	+0.517	13:20:58.423
7	1:43.467	+2.449	13:22:41.890
8	1:43.581	+2.563	13:24:25.471
9	1:42.204	+1.186	13:26:07.675
10	1:41.466	+0.448	13:27:49.141
11	1:43.187	+2.169	13:29:32.328
12	1:41.961	+0.943	13:31:14.289

Lap	Lap Tm	Diff	Time of Day
(444) Mikko ERM			
1	1:47.982	+9.006	13:12:35.063
2	1:56.868	+17.892	13:14:31.931
3	1:41.899	+2.923	13:16:13.830
4	1:40.548	+1.572	13:17:54.378
5	1:38.976		13:19:33.354
6	1:43.526	+4.550	13:21:16.880
7	1:39.541	+0.565	13:22:56.421
8	1:40.467	+1.491	13:24:36.888
9	1:41.380	+2.404	13:26:18.268
10	1:41.221	+2.245	13:27:59.489
11	1:41.765	+2.789	13:29:41.254
12	1:41.582	+2.606	13:31:22.836

Lap	Lap Tm	Diff	Time of Day
(194) Taavi HALLER			
1	1:46.887	+6.115	13:12:34.913
2	1:44.014	+3.242	13:14:18.927
3	1:43.337	+2.565	13:16:02.264
4	1:42.746	+1.974	13:17:45.010
5	1:42.613	+1.841	13:19:27.623
6	1:43.211	+2.439	13:21:10.834
7	1:44.121	+3.349	13:22:54.955
8	1:40.772		13:24:35.727
9	1:41.260	+0.488	13:26:16.987
10	1:42.178	+1.406	13:27:59.165

Lap	Lap Tm	Diff	Time of Day
(88) Kaarel TILK			
11	1:44.477	+3.705	13:29:43.642
12	1:44.273	+3.501	13:31:27.915
(88) Kaarel TILK			
1	1:49.471	+12.597	13:12:36.275
2	2:40.814	+1:03.940	13:15:17.089
3	1:37.735	+0.861	13:16:54.824
4	1:38.261	+1.387	13:18:33.085
5	1:39.042	+2.168	13:20:12.127
6	1:41.327	+4.453	13:21:53.454
7	1:39.523	+2.649	13:23:32.977
8	1:36.874		13:25:09.851
9	1:38.926	+2.052	13:26:48.777
10	1:37.604	+0.730	13:28:26.381
11	1:37.890	+1.016	13:30:04.271

Lap	Lap Tm	Diff	Time of Day
(54) Ülar KARING			
1	1:47.012	+3.246	13:12:35.386
2	2:03.213	+19.447	13:14:38.599
3	1:45.246	+1.480	13:16:23.845
4	1:47.459	+3.693	13:18:11.304
5	1:53.573	+9.807	13:20:04.877
6	1:55.010	+11.244	13:21:59.887
7	1:46.581	+2.815	13:23:46.468
8	1:44.000	+0.234	13:25:30.468
9	1:46.725	+2.959	13:27:17.193
10	1:43.766		13:29:00.959
11	1:44.353	+0.587	13:30:45.312

Lap	Lap Tm	Diff	Time of Day
(732) Indrek TAMM			
1	2:08.220	+23.158	13:12:57.270
2	1:46.729	+1.667	13:14:43.999
3	1:45.062		13:16:29.061
4	1:45.582	+0.520	13:18:14.643
5	1:46.703	+1.641	13:20:01.346
6	1:48.389	+3.327	13:21:49.735
7	1:51.039	+5.977	13:23:40.774
8	1:48.782	+3.720	13:25:29.556
9	1:45.971	+0.909	13:27:15.527
10	1:47.066	+2.004	13:29:02.593
11	1:45.565	+0.503	13:30:48.158

Võistluse korraldaja: Kagu Motoklubi ja Korvikunnid Motoklubi

Orbits

Võistluse direktor: Mati FILATOV

Võistluse juht: Sulev MURUMAA

Võistluse ajamõõtja: Siim LASSMANN

Printed: 11.09.2017 13:18:16





Põlva Motokross 2017

MX-40

Rosma krossirada, Põlva 1,350 km

1. Võistlussõit 15 minutit + 2 ringi

9.09.2017 14:00

Race started at 13:10:32

Lap	Lap Tm	Diff	Time of Day
(442) Rait TOOMSOU			
1	1:52.219	+4.676	13:12:41.032
2	1:50.722	+3.179	13:14:31.754
3	1:48.571	+1.028	13:16:20.325
4	1:49.041	+1.498	13:18:09.366
5	1:51.625	+4.082	13:20:00.991
6	1:52.589	+5.046	13:21:53.580
7	1:48.637	+1.094	13:23:42.217
8	1:47.655	+0.112	13:25:29.872
9	1:49.371	+1.828	13:27:19.243
10	1:48.243	+0.700	13:29:07.486
11	1:47.543		13:30:55.029

Lap	Lap Tm	Diff	Time of Day
(287) Simmo KIKAS			
1	1:52.051	+4.220	13:12:39.555
2	1:50.872	+3.041	13:14:30.427
3	1:48.372	+0.541	13:16:18.799
4	1:49.424	+1.593	13:18:08.223
5	1:47.831		13:19:56.054
6	1:48.451	+0.620	13:21:44.505
7	1:50.173	+2.342	13:23:34.678
8	1:52.886	+5.055	13:25:27.564
9	1:51.083	+3.252	13:27:18.647
10	1:51.267	+3.436	13:29:09.914
11	1:50.722	+2.891	13:31:00.636

Lap	Lap Tm	Diff	Time of Day
(216) Peeter PIIRIMÄGI			
1	1:54.268	+6.766	13:12:44.160
2	1:51.258	+3.756	13:14:35.418
3	1:47.502		13:16:22.920
4	1:48.003	+0.501	13:18:10.923
5	1:49.039	+1.537	13:19:59.962
6	1:49.340	+1.838	13:21:49.302
7	1:50.307	+2.805	13:23:39.609
8	1:49.469	+1.967	13:25:29.078
9	1:53.716	+6.214	13:27:22.794
10	1:51.387	+3.885	13:29:14.181
11	1:52.230	+4.728	13:31:06.411

(475) Romet ALLINGU			
---------------------	--	--	--

Lap	Lap Tm	Diff	Time of Day
1	1:56.859	+8.697	13:12:45.959
2	1:52.003	+3.841	13:14:37.962
3	1:50.089	+1.927	13:16:28.051
4	1:51.150	+2.988	13:18:19.201
5	1:51.273	+3.111	13:20:10.474
6	1:55.329	+7.167	13:22:05.803
7	1:50.810	+2.648	13:23:56.613
8	1:48.469	+0.307	13:25:45.082
9	1:48.855	+0.693	13:27:33.937
10	1:48.162		13:29:22.099
11	1:48.916	+0.754	13:31:11.015

Lap	Lap Tm	Diff	Time of Day
(37) Kenor KOTKAS			
1	1:47.808	+2.809	13:12:34.541
2	2:07.907	+22.908	13:14:42.448
3	1:47.989	+2.990	13:16:30.437
4	1:44.999		13:18:15.436
5	1:48.109	+3.110	13:20:03.545
6	2:16.228	+31.229	13:22:19.773
7	1:49.853	+4.854	13:24:09.626
8	1:49.205	+4.206	13:25:58.831
9	1:45.410	+0.411	13:27:44.241
10	1:47.028	+2.029	13:29:31.269
11	1:49.889	+4.890	13:31:21.158

Lap	Lap Tm	Diff	Time of Day
(22) Arsi TUPITS			
1	2:20.816	+34.577	13:13:08.582
2	1:52.052	+5.813	13:15:00.634
3	1:50.763	+4.524	13:16:51.397
4	1:48.150	+1.911	13:18:39.547
5	1:51.178	+4.939	13:20:30.725
6	1:50.007	+3.768	13:22:20.732
7	1:49.035	+2.796	13:24:09.767
8	1:46.239		13:25:56.006
9	1:47.539	+1.300	13:27:43.545
10	1:49.983	+3.744	13:29:33.528
11	1:50.827	+4.588	13:31:24.355

Lap	Lap Tm	Diff	Time of Day
(322) Mairo SOOMETS			
1	2:12.441	+21.294	13:13:02.626
2	1:51.939	+0.792	13:14:54.565

Lap	Lap Tm	Diff	Time of Day
3	1:52.264	+1.117	13:16:46.829
4	1:51.954	+0.807	13:18:38.783
5	1:51.147		13:20:29.930
6	1:52.043	+0.896	13:22:21.973
7	1:51.352	+0.205	13:24:13.325
8	1:52.454	+1.307	13:26:05.779
9	1:52.334	+1.187	13:27:58.113
10	1:55.124	+3.977	13:29:53.237

Lap	Lap Tm	Diff	Time of Day
(145) Kaur ALEKSANDROV			
1	2:42.249	+48.674	13:13:29.500
2	1:59.192	+5.617	13:15:28.692
3	1:55.888	+2.313	13:17:24.580
4	1:56.814	+3.239	13:19:21.394
5	1:55.399	+1.824	13:21:16.793
6	1:54.737	+1.162	13:23:11.530
7	1:53.575		13:25:05.105
8	1:54.678	+1.103	13:26:59.783
9	1:56.422	+2.847	13:28:56.205
10	1:57.163	+3.588	13:30:53.368

Lap	Lap Tm	Diff	Time of Day
(165) Richard VALGRE			
1	2:09.440	+10.750	13:12:58.408
2	2:00.156	+1.466	13:14:58.564
3	1:58.690		13:16:57.254
4	1:59.106	+0.416	13:18:56.360
5	1:59.268	+0.578	13:20:55.628
6	2:02.580	+3.890	13:22:58.208
7	2:01.420	+2.730	13:24:59.628
8	1:59.330	+0.640	13:26:58.958
9	2:04.213	+5.523	13:29:03.171
10	1:59.347	+0.657	13:31:02.518

Võistluse korraldaja: Kagu Motoklubi ja Korvikunnid Motoklubi

Orbits

Võistluse direktor: Mati FILATOV

Võistluse juht: Sulev MURUMAA

Võistluse ajamõõtja: Siim LASSMANN

Printed: 11.09.2017 13:18:16

**Põlva Motokross 2017****Sorted on Laps****MX-40****Rosma krossirada, Põlva 1,350 km****2. Võistlussõit 15 minutit + 2 ringi****9.09.2017 17:30****Race started at 15:33:06**

Pos	No.	Name	Class	Make	Laps	Diff	Gap	Best Tm	Points
1	117	Priit PALATU	MX-40	KTM	12			1:35.482	50
2	712	Carl Mattias RÄÄGEL	MX-40	KTM	12	3.318	3.318	1:35.383	44
3	88	Kaarel TILK	MX-40	KTM	12	1:10.137	1:06.819	1:36.704	40
4	444	Mikk ERM	MX-40	Kawasaki	12	1:30.730	20.593	1:41.730	36
5	399	Alvar TINT	MX-40	Suzuki	11	1 Lap	1 Lap	1:42.838	32
6	294	Mihkel REINO	MX-40	Honda	11	1 Lap	27.188	1:43.419	30
7	54	Ülar KARING	MX-40	Suzuki	11	1 Lap	9.310	1:45.658	28
8	37	Kenor KOTKAS	MX-40	Kawasaki	11	1 Lap	6.104	1:45.256	26
9	732	Indrek TAMM	MX-40	KTM	11	1 Lap	11.057	1:44.538	24
10	194	Taavi HALLER	MX-40	Suzuki	11	1 Lap	14.775	1:44.134	22
11	22	Arsi TUPITS	MX-40	KTM	11	1 Lap	15.156	1:46.224	20
12	442	Rait TOOMSOO	MX-40	Kawasaki	11	1 Lap	1.619	1:48.794	18
13	216	Peeter PIIRIMÄGI	MX-40	Suzuki	11	1 Lap	6.018	1:50.906	16
14	322	Mairo SOOMETS	MX-40	Honda	11	1 Lap	2.928	1:51.961	14
15	475	Romet ALLINGU	MX-40	Kawasaki	11	1 Lap	4.367	1:51.028	12
16	287	Simmo KIKAS	MX-40	KTM	11	1 Lap	12.359	1:51.365	10
17	145	Kaur ALEKSANDROV	MX-40	Yamaha	10	2 Laps	1 Lap	1:57.521	8
18	165	Richard VALGRE	MX-40	Yamaha	8	4 Laps	2 Laps	2:09.582	6

Margin of Victory**Avg. Speed****Best Lap Tm****Best Speed****Best Lap by**

3.318

49,524

1:35.383

50,952

712 - Carl Mattias RÄÄGEL

Võistluse korraldaja: Kagu Motoklubi ja Korvikunnid Motoklubi**Orbits****Võistluse direktor: Mati FILATOV****Võistluse juht: Sulev MURUMAA****Võistluse ajamõõtja: Siim LASSMANN****Printed: 11.09.2017 13:18:21****ASPER**
WWW.MYLAPS.EE TIMING



Põlva Motokross 2017

MX-40

Rosma krossirada, Põlva 1,350 km

2. Võistlussõit 15 minutit + 2 ringi

9.09.2017 17:30

Race started at 15:33:06

Lap	Lap Tm	Diff	Time of Day
(117) Priit PALATU			
1	1:36.519	+1.037	15:34:55.966
2	1:38.297	+2.815	15:36:34.263
3	1:35.890	+0.408	15:38:10.153
4	1:36.155	+0.673	15:39:46.308
5	1:35.482		15:41:21.790
6	1:37.275	+1.793	15:42:59.065
7	1:39.489	+4.007	15:44:38.554
8	1:36.640	+1.158	15:46:15.194
9	1:37.370	+1.888	15:47:52.564
10	1:37.941	+2.459	15:49:30.505
11	1:37.095	+1.613	15:51:07.600
12	1:36.375	+0.893	15:52:43.975

Lap	Lap Tm	Diff	Time of Day
(712) Carl Mattias RÄÄGEL			
1	1:39.362	+3.979	15:34:59.585
2	1:35.957	+0.574	15:36:35.542
3	1:35.383		15:38:10.925
4	1:36.110	+0.727	15:39:47.035
5	1:35.725	+0.342	15:41:22.760
6	1:39.502	+4.119	15:43:02.262
7	1:38.370	+2.987	15:44:40.632
8	1:36.179	+0.796	15:46:16.811
9	1:37.458	+2.075	15:47:54.269
10	1:36.964	+1.581	15:49:31.233
11	1:38.158	+2.775	15:51:09.391
12	1:37.902	+2.519	15:52:47.293

Lap	Lap Tm	Diff	Time of Day
(88) Kaarel TILK			
1	1:54.748	+18.044	15:35:17.765
2	1:48.032	+11.328	15:37:05.797
3	1:43.995	+7.291	15:38:49.792
4	1:44.425	+7.721	15:40:34.217
5	1:38.993	+2.289	15:42:13.210
6	1:41.639	+4.935	15:43:54.849
7	1:36.704		15:45:31.553
8	1:41.672	+4.968	15:47:13.225
9	1:41.246	+4.542	15:48:54.471
10	1:38.377	+1.673	15:50:32.848
11	1:40.525	+3.821	15:52:13.373

Lap	Lap Tm	Diff	Time of Day
(444) Mikko ERM			
12	1:40.739	+4.035	15:53:54.112
(444) Mikko ERM			
1	1:48.990	+7.260	15:35:11.016
2	1:44.765	+3.035	15:36:55.781
3	1:45.029	+3.299	15:38:40.810
4	1:42.870	+1.140	15:40:23.680
5	1:42.727	+0.997	15:42:06.407
6	1:41.794	+0.064	15:43:48.201
7	1:42.024	+0.294	15:45:30.225
8	1:41.730		15:47:11.955
9	1:43.254	+1.524	15:48:55.209
10	1:45.584	+3.854	15:50:40.793
11	1:47.342	+5.612	15:52:28.135
12	1:46.570	+4.840	15:54:14.705

Lap	Lap Tm	Diff	Time of Day
(399) Alvar TINT			
1	1:46.515	+3.677	15:35:06.560
2	1:43.418	+0.580	15:36:49.978
3	1:44.451	+1.613	15:38:34.429
4	1:43.190	+0.352	15:40:17.619
5	1:44.606	+1.768	15:42:02.225
6	1:45.218	+2.380	15:43:47.443
7	1:42.838		15:45:30.281
8	1:50.160	+7.322	15:47:20.441
9	1:48.191	+5.353	15:49:08.632
10	1:47.044	+4.206	15:50:55.676
11	1:49.181	+6.343	15:52:44.857

Lap	Lap Tm	Diff	Time of Day
(294) Mihkel REINO			
1	2:04.041	+20.622	15:35:24.814
2	1:48.355	+4.936	15:37:13.169
3	1:46.527	+3.108	15:38:59.696
4	1:45.422	+2.003	15:40:45.118
5	1:43.692	+0.273	15:42:28.810
6	1:43.419		15:44:12.229
7	1:44.070	+0.651	15:45:56.299
8	1:45.809	+2.390	15:47:42.108
9	1:46.592	+3.173	15:49:28.700
10	1:50.280	+6.861	15:51:18.980
11	1:53.065	+9.646	15:53:12.045

Lap	Lap Tm	Diff	Time of Day
(54) Ülar KARING			
1	1:54.074	+8.416	15:35:16.655
2	1:50.031	+4.373	15:37:06.686
3	1:46.292	+0.634	15:38:52.978
4	1:45.879	+0.221	15:40:38.857
5	1:45.658		15:42:24.515
6	1:46.132	+0.474	15:44:10.647
7	1:49.019	+3.361	15:45:59.666
8	1:47.793	+2.135	15:47:47.459
9	1:48.700	+3.042	15:49:36.159
10	1:51.121	+5.463	15:51:27.280
11	1:54.075	+8.417	15:53:21.355

Lap	Lap Tm	Diff	Time of Day
(37) Kenor KOTKAS			
1	1:48.363	+3.107	15:35:09.215
2	1:45.256		15:36:54.471
3	1:45.718	+0.462	15:38:40.189
4	1:46.627	+1.371	15:40:26.816
5	1:48.843	+3.587	15:42:15.659
6	1:48.361	+3.105	15:44:04.020
7	1:50.582	+5.326	15:45:54.602
8	1:53.571	+8.315	15:47:48.173
9	1:54.396	+9.140	15:49:42.569
10	1:52.160	+6.904	15:51:34.729
11	1:52.730	+7.474	15:53:27.459

Lap	Lap Tm	Diff	Time of Day
(732) Indrek TAMM			
1	1:52.354	+7.816	15:35:14.972
2	1:50.097	+5.559	15:37:05.069
3	1:44.538		15:38:49.607
4	1:48.035	+3.497	15:40:37.642
5	1:49.614	+5.076	15:42:27.256
6	1:51.961	+7.423	15:44:19.217
7	1:50.078	+5.540	15:46:09.295
8	1:53.084	+8.546	15:48:02.379
9	1:52.924	+8.386	15:49:55.303
10	1:51.832	+7.294	15:51:47.135
11	1:51.381	+6.843	15:53:38.516

(194) Taavi HALLER			
--------------------	--	--	--

Võistluse korraldaja: Kagu Motoklubi ja Korvikunnid Motoklubi

Orbits

Võistluse direktor: Mati FILATOV

Võistluse juht: Sulev MURUMAA

Võistluse ajamõõtja: Siim LASSMANN

Printed: 11.09.2017 13:18:25





Põlva Motokross 2017

MX-40

Rosma krossirada, Põlva 1,350 km

2. Võistlussõit 15 minutit + 2 ringi

9.09.2017 17:30

Race started at 15:33:06

Lap	Lap Tm	Diff	Time of Day
1	1:52.171	+8.037	15:35:13.861
2	1:46.311	+2.177	15:37:00.172
3	1:44.134		15:38:44.306
4	2:09.046	+24.912	15:40:53.352
5	2:06.476	+22.342	15:42:59.828
6	1:49.339	+5.205	15:44:49.167
7	1:53.271	+9.137	15:46:42.438
8	1:48.521	+4.387	15:48:30.959
9	1:45.778	+1.644	15:50:16.737
10	1:46.854	+2.720	15:52:03.591
11	1:49.700	+5.566	15:53:53.291

(22) Arsi TUPITS

1	2:00.800	+14.576	15:35:23.821
2	1:56.494	+10.270	15:37:20.315
3	1:52.553	+6.329	15:39:12.868
4	1:50.604	+4.380	15:41:03.472
5	1:52.506	+6.282	15:42:55.978
6	1:52.704	+6.480	15:44:48.682
7	1:53.342	+7.118	15:46:42.024
8	1:55.324	+9.100	15:48:37.348
9	1:54.212	+7.988	15:50:31.560
10	1:50.663	+4.439	15:52:22.223
11	1:46.224		15:54:08.447

(442) Rait TOOMSOO

1	1:53.675	+4.881	15:35:15.917
2	1:51.359	+2.565	15:37:07.276
3	1:52.972	+4.178	15:39:00.248
4	1:54.038	+5.244	15:40:54.286
5	1:48.794		15:42:43.080
6	1:51.091	+2.297	15:44:34.171
7	1:54.169	+5.375	15:46:28.340
8	1:55.557	+6.763	15:48:23.897
9	1:52.981	+4.187	15:50:16.878
10	1:55.108	+6.314	15:52:11.986
11	1:58.080	+9.286	15:54:10.066

(216) Peeter PIIRIMÄGI

1	1:57.653	+6.747	15:35:21.818
2	1:50.906		15:37:12.724

Lap	Lap Tm	Diff	Time of Day
3	1:54.130	+3.224	15:39:06.854
4	1:54.678	+3.772	15:41:01.532
5	1:55.136	+4.230	15:42:56.668
6	1:51.287	+0.381	15:44:47.955
7	1:53.593	+2.687	15:46:41.548
8	1:53.042	+2.136	15:48:34.590
9	1:53.223	+2.317	15:50:27.813
10	1:54.869	+3.963	15:52:22.682
11	1:53.402	+2.496	15:54:16.084

(322) Mairo SOOMETS

1	1:51.961		15:35:13.142
2	1:53.307	+1.346	15:37:06.449
3	1:52.888	+0.927	15:38:59.337
4	1:53.516	+1.555	15:40:52.853
5	1:55.232	+3.271	15:42:48.085
6	1:55.581	+3.620	15:44:43.666
7	1:57.429	+5.468	15:46:41.095
8	1:55.276	+3.315	15:48:36.371
9	1:54.367	+2.406	15:50:30.738
10	1:55.728	+3.767	15:52:26.466
11	1:52.546	+0.585	15:54:19.012

(475) Romet ALLINGU

1	2:00.829	+9.801	15:35:24.225
2	2:06.707	+15.679	15:37:30.932
3	1:53.491	+2.463	15:39:24.423
4	1:51.333	+0.305	15:41:15.756
5	1:51.028		15:43:06.784
6	1:51.203	+0.175	15:44:57.987
7	1:51.625	+0.597	15:46:49.612
8	1:52.199	+1.171	15:48:41.811
9	1:51.962	+0.934	15:50:33.773
10	1:54.435	+3.407	15:52:28.208
11	1:55.171	+4.143	15:54:23.379

(287) Simmo KIKAS

1	2:02.952	+11.587	15:35:25.334
2	1:56.606	+5.241	15:37:21.940
3	1:56.062	+4.697	15:39:18.002
4	1:51.365		15:41:09.367

Lap	Lap Tm	Diff	Time of Day
5	1:54.002	+2.637	15:43:03.369
6	1:55.701	+4.336	15:44:59.070
7	1:55.192	+3.827	15:46:54.262
8	1:55.507	+4.142	15:48:49.769
9	1:56.118	+4.753	15:50:45.887
10	1:54.348	+2.983	15:52:40.235
11	1:55.503	+4.138	15:54:35.738

(145) Kaur ALEKSANDROV

1	2:00.652	+3.131	15:35:22.788
2	1:57.935	+0.414	15:37:20.723
3	1:57.880	+0.359	15:39:18.603
4	1:57.639	+0.118	15:41:16.242
5	1:57.521		15:43:13.763
6	2:02.941	+5.420	15:45:16.704
7	2:04.343	+6.822	15:47:21.047
8	2:03.968	+6.447	15:49:25.015
9	2:04.539	+7.018	15:51:29.554
10	2:01.364	+3.843	15:53:30.918

(165) Richard VALGRE

1	2:13.104	+3.522	15:35:36.760
2	4:21.835	+2:12.253	15:39:58.595
3	2:13.010	+3.428	15:42:11.605
4	2:12.809	+3.227	15:44:24.414
5	2:19.855	+10.273	15:46:44.269
6	2:09.582		15:48:53.851
7	2:10.157	+0.575	15:51:04.008
8	2:11.785	+2.203	15:53:15.793

Võistluse korraldaja: Kagu Motoklubi ja Korvikunnid Motoklubi

Orbits

Võistluse direktor: Mati FILATOV

Võistluse juht: Sulev MURUMAA

Võistluse ajamõõtja: Siim LASSMANN

Printed: 11.09.2017 13:18:25

ASPER
WWW.MYLAPS.EE TIMING




Põlva Motokross 2017

MX-40

Rosma krossirada, Põlva 1,350 km

Kokkuvõte - MX-40



Pos	No.	Name	Make	R1.	R2.	Total points
1	117	Priit PALATU	KTM	50	50	100
2	712	Carl Mattias RÄÄGEL	KTM	44	44	88
3	399	Alvar TINT	Suzuki	40	32	72
4	88	Kaarel TILK	KTM	28	40	68
5	444	Mikk ERM	Kawasaki	32	36	68
6	294	Mihkel REINO	Honda	36	30	66
7	54	Ülar KARING	Suzuki	26	28	54
8	194	Taavi HALLER	Suzuki	30	22	52
9	732	Indrek TAMM	KTM	24	24	48
10	37	Kenor KOTKAS	Kawasaki	14	26	40
11	442	Rait TOOMSOO	Kawasaki	22	18	40
12	216	Peeter PIIRIMÄGI	Suzuki	18	16	34
13	22	Arsi TUPITS	KTM	12	20	32
14	287	Simmo KIKAS	KTM	20	10	30
15	475	Romet ALLINGU	Kawasaki	16	12	28
16	322	Mairo SOOMETS	Honda	10	14	24
17	145	Kaur ALEKSANDROV	Yamaha	8	8	16
18	165	Richard VALGRE	Yamaha	6	6	12

Võistluse korraldaja: Kagu Motoklubi ja Korvikunnid Motoklubi

Orbits

Võistluse direktor: Mati FILATOV

Võistluse juht: Sulev MURUMAA

Võistluse ajamõõtja: Siim LASSMANN

Printed: 11.09.2017 13:18:30

ASPER
WWW.MYLAPS.EE TIMING