



Eesti MV IV etapp kardispordis

Sorted on Best Lap time

Rotax Junior, Rotax Max

Aravete kardirada 1,001 Km

Rotax Junior, Rotax Max - vabatreening 1

2.07.2010 10:30

Practice started at 10:31:33

Pos	No.	Name	Nat	Entrant/Race Team	Chassis	Engine	Tires	Best Tm	Diff	Gap	Laps	In Lap	Best Speed
1	88	Aavo Talvar	EST	ASSI Talvar Racing	Intrepid	Rotax 125	Mojo	43.127			17	14	83,558
2	14	Karl Kristjan Soidla	EST	Aix Racing Team	Tony Kart	Rotax 125	Mojo	43.386	0.259	0.259	15	14	83,059
3	11	Kristjan Salvat	EST	AGS Racing	Zanardi	Rotax 125	Mojo	43.414	0.287	0.028	18	15	83,005
4	2	Mario Haugas	EST	Aix Racing Team	Tony Kart	Rotax 125	Mojo	43.459	0.332	0.045	17	5	82,920
5	76	Märten Metsaviir	EST	Aix Racing Team	Tony Kart	Rotax 125	Mojo	43.471	0.344	0.012	18	14	82,897
6	26	Jessica Bäckman	SWE	ASSI Talvar Racing	Intrepid	Rotax 125	Mojo	43.480	0.353	0.009	17	15	82,879
7	69	Kairo Kivi	EST	Sar-Tech Motorsport	CRG	Rotax 125	Mojo	43.575	0.448	0.095	18	12	82,699
8	29	Andreas Bäckman	SWE	ASSI Talvar Racing	Intrepid	Rotax 125	Mojo	43.632	0.505	0.057	16	15	82,591
9	12	Mart Soo	EST	AGS Racing	Zanardi	Rotax 125	Mojo	43.760	0.633	0.128	17	17	82,349
10	50	Juuso Pykäläinen	FIN	Kotka FK	Sodi	Rotax 125	Mojo	44.377	1.250	0.617	16	15	81,204
11	16	Ermo Pihitjõe	EST	Aix Racing Team	Tony Kart	Rotax 125	Mojo	44.673	1.546	0.296	16	4	80,666
12	3	Martin Rump	EST	AGS Racing	Zanardi	Rotax 125	Mojo	48.427	5.300	3.754	12	9	74,413



Eesti MV IV etapp kardisporis

Rotax Junior, Rotax Max

Aravete kardirada 1,001 Km

Rotax Junior, Rotax Max - vabatreening 1

2.07.2010 10:30

Practice started at 10:31:33

Lap	Lap Tm	Diff	Time of Day
8	45.144	+0.471	10:38:49.795
9	45.266	+0.593	10:39:35.061
10	44.831	+0.158	10:40:19.892
11	44.841	+0.168	10:41:04.733
12	44.948	+0.275	10:41:49.681
13	44.995	+0.322	10:42:34.676
14	44.993	+0.320	10:43:19.669
15	44.840	+0.167	10:44:04.509
16	45.878	+1.205	10:44:50.387

(3) Martin Rump

Lap	Lap Tm	Diff	Time of Day
1	56.403	+7.976	10:34:37.777
2	53.307	+4.880	10:35:31.084
3	52.090	+3.663	10:36:23.174
4	52.804	+4.377	10:37:15.978
5	50.582	+2.155	10:38:06.560
6	49.865	+1.438	10:38:56.425
7	49.978	+1.551	10:39:46.403
8	49.823	+1.396	10:40:36.226
9	48.427		10:41:24.653
10	50.526	+2.099	10:42:15.179
11	49.938	+1.511	10:43:05.117
12	49.834	+1.407	10:43:54.951

Lap	Lap Tm	Diff	Time of Day
-----	--------	------	-------------

Lap	Lap Tm	Diff	Time of Day
-----	--------	------	-------------



Eesti MV IV etapp kardisporis

Sorted on Best Lap time

Rotax Junior, Rotax Max

Aravete kardirada 1,001 Km

Rotax Junior, Rotax Max - vabatreening 2

2.07.2010 11:30

Practice started at 11:31:03

Pos	No.	Name	Nat	Entrant/Race Team	Chassis	Engine	Tires	Best Tm	Diff	Gap	Laps	In Lap	Best Speed
1	2	Mario Haugas	EST	Aix Racing Team	Tony Kart	Rotax 125	Mojo	43.243			16	13	83,334
2	14	Karl Kristjan Soidla	EST	Aix Racing Team	Tony Kart	Rotax 125	Mojo	43.255	0.012	0.012	13	10	83,311
3	6	Cristen Laos	EST	ASSI Talvar Racing	Intrepid	Rotax 125	Mojo	43.357	0.114	0.102	18	16	83,115
4	26	Jessica Bäckman	SWE	ASSI Talvar Racing	Intrepid	Rotax 125	Mojo	43.373	0.130	0.016	18	11	83,084
5	29	Andreas Bäckman	SWE	ASSI Talvar Racing	Intrepid	Rotax 125	Mojo	43.416	0.173	0.043	18	9	83,002
6	11	Kristjan Salvet	EST	AGS Racing	Zanardi	Rotax 125	Mojo	43.465	0.222	0.049	16	13	82,908
7	76	Märten Metsaviir	EST	Aix Racing Team	Tony Kart	Rotax 125	Mojo	43.578	0.335	0.113	18	15	82,693
8	69	Kairo Kivi	EST	Sar-Tech Motorsport	CRG	Rotax 125	Mojo	43.589	0.346	0.011	16	9	82,672
9	12	Mart Soo	EST	AGS Racing	Zanardi	Rotax 125	Mojo	43.849	0.606	0.260	16	9	82,182
10	7	Patrik Lumiste	SWE	SMK Västeras Karting	CRG	Rotax 125	Mojo	43.923	0.680	0.074	14	7	82,044
11	50	Juuso Pykäläinen	FIN	Kotka FK	Sodi	Rotax 125	Mojo	43.929	0.686	0.006	17	16	82,032
12	16	Ermo Pihitjõe	EST	Aix Racing Team	Tony Kart	Rotax 125	Mojo	44.609	1.366	0.680	14	3	80,782
13	3	Martin Rump	EST	AGS Racing	Zanardi	Rotax 125	Mojo	44.809	1.566	0.200	13	4	80,421



Eesti MV IV etapp kardisporis

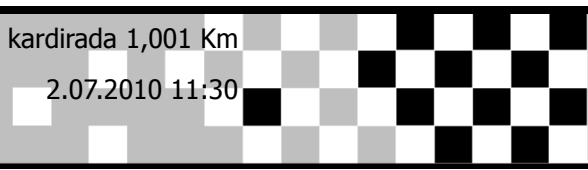
Rotax Junior, Rotax Max

Aravete kardirada 1,001 Km

Rotax Junior, Rotax Max - vabatreening 2

2.07.2010 11:30

Practice started at 11:31:03



Lap	Lap Tm	Diff	Time of Day
14	44.659	+0.730	11:42:40.637
15	43.994	+0.065	11:43:24.631
16	43.929		11:44:08.560
17	44.012	+0.083	11:44:52.572

(16) Ermo Pihjtõe

Lap	Lap Tm	Diff	Time of Day
1	47.848	+3.239	11:32:05.531
2	45.363	+0.754	11:32:50.894
3	44.609		11:33:35.503
4	44.699	+0.090	11:34:20.202
5	44.617	+0.008	11:35:04.819
6	44.676	+0.067	11:35:49.495
7	44.904	+0.295	11:36:34.399
8	45.384	+0.775	11:37:19.783
9	44.856	+0.247	11:38:04.639
10	44.785	+0.176	11:38:49.424
11	45.426	+0.817	11:39:34.850
12	44.901	+0.292	11:40:19.751
13	45.124	+0.515	11:41:04.875
14	44.686	+0.077	11:41:49.561

(3) Martin Rump

Lap	Lap Tm	Diff	Time of Day
1	51.715	+6.906	11:33:31.739
2	46.549	+1.740	11:34:18.288
3	45.743	+0.934	11:35:04.031
4	44.809		11:35:48.840
5	45.678	+0.869	11:36:34.518
6	46.546	+1.737	11:37:21.064
7	45.660	+0.851	11:38:06.724
8	45.041	+0.232	11:38:51.765
9	46.282	+1.473	11:39:38.047
10	46.076	+1.267	11:40:24.123
11	46.145	+1.336	11:41:10.268
12	44.987	+0.178	11:41:55.255
13	46.078	+1.269	11:42:41.333

Lap	Lap Tm	Diff	Time of Day
-----	--------	------	-------------

Lap	Lap Tm	Diff	Time of Day
-----	--------	------	-------------



Eesti MV IV etapp kardisporis

Sorted on Best Lap time

Rotax Junior, Rotax Max

Aravete kardirada 1,001 Km

Rotax Junior, Rotax Max - vabatreening 3

2.07.2010 12:30

Practice started at 12:31:02

Pos	No.	Name	Nat	Entrant/Race Team	Chassis	Engine	Tires	Best Tm	Diff	Gap	Laps	In Lap	Best Speed
1	2	Tristan Viidas	EST	Aix Racing Team	Kosmic	Rotax 125	Mojo	42.900			18	8	84,000
2	6	Cristen Laos	EST	ASSI Talvar Racing	Intrepid	Rotax 125	Mojo	43.231	0.331	0.331	16	8	83,357
3	3	Martin Rump	EST	AGS Racing	Zanardi	Rotax 125	Mojo	43.293	0.393	0.062	16	10	83,237
4	11	Kristjan Salvet	EST	AGS Racing	Zanardi	Rotax 125	Mojo	43.452	0.552	0.159	18	8	82,933
5	26	Jessica Bäckman	SWE	ASSI Talvar Racing	Intrepid	Rotax 125	Mojo	43.477	0.577	0.025	18	18	82,885
6	14	Karl Kristjan Soidla	EST	Aix Racing Team	Tony Kart	Rotax 125	Mojo	43.499	0.599	0.022	17	7	82,843
7	69	Kairo Kivi	EST	Sar-Tech Motorsport	CRG	Rotax 125	Mojo	43.555	0.655	0.056	18	11	82,737
8	29	Andreas Bäckman	SWE	ASSI Talvar Racing	Intrepid	Rotax 125	Mojo	43.705	0.805	0.150	16	8	82,453
9	19	Ralf Merilaht	EST	ASSI Talvar Racing	Intrepid	Rotax 125	Mojo	43.740	0.840	0.035	5	2	82,387
10	7	Patrik Lumiste	SWE	SMK Västeras Karting	CRG	Rotax 125	Mojo	43.747	0.847	0.007	14	8	82,374
11	12	Mart Soo	EST	AGS Racing	Zanardi	Rotax 125	Mojo	43.762	0.862	0.015	16	14	82,345
12	16	Ermo Pihitjõe	EST	Aix Racing Team	Tony Kart	Rotax 125	Mojo	43.862	0.962	0.100	10	7	82,158
13	50	Juuso Pykäläinen	FIN	Kotka FK	Sodi	Rotax 125	Mojo	44.036	1.136	0.174	17	10	81,833



Eesti MV IV etapp kardisporis

Rotax Junior, Rotax Max

Aravete kardirada 1,001 Km

Rotax Junior, Rotax Max - vabatreening 3

2.07.2010 12:30

Practice started at 12:31:02

Lap	Lap Tm	Diff	Time of Day
3	44.197	+0.335	12:39:00.405
4	44.113	+0.251	12:39:44.518
5	44.142	+0.280	12:40:28.660
6	43.921	+0.059	12:41:12.581
7	43.862		12:41:56.443
8	44.074	+0.212	12:42:40.517
9	44.352	+0.490	12:43:24.869
10	44.407	+0.545	12:44:09.276

(50) Juuso Pykäläinen

1	47.679	+3.643	12:32:00.318
2	45.536	+1.500	12:32:45.854
3	45.403	+1.367	12:33:31.257
4	44.575	+0.539	12:34:15.832
5	44.253	+0.217	12:35:00.085
6	44.746	+0.710	12:35:44.831
7	44.762	+0.726	12:36:29.593
8	44.259	+0.223	12:37:13.852
9	44.193	+0.157	12:37:58.045
10	44.036		12:38:42.081
11	44.635	+0.599	12:39:26.716
12	44.471	+0.435	12:40:11.187
13	44.142	+0.106	12:40:55.329
14	44.321	+0.285	12:41:39.650
15	45.350	+1.314	12:42:25.000
16	44.203	+0.167	12:43:09.203
17	52.210	+8.174	12:44:01.413

Lap Lap Tm Diff Time of Day

Lap Lap Tm Diff Time of Day



Eesti MV IV etapp kardispordis

Sorted on Best Lap time

Rotax Junior, Rotax Max

Aravete kardirada 1,001 Km

Rotax Junior, Rotax Max - vabatreening 4

2.07.2010 13:30

Practice started at 13:30:50

Pos	No.	Name	Nat	Entrant/Race Team	Chassis	Engine	Tires	Best Tm	Diff	Gap	Laps	In Lap	Best Speed
1	2	Tristan Viidas	EST	Aix Racing Team	Kosmic	Rotax 125	Mojo	42.904			16	5	83,992
2	12	Mart Soo	EST	AGS Racing	Zanardi	Rotax 125	Mojo	43.348	0.444	0.444	17	4	83,132
3	6	Cristen Laos	EST	ASSI Talvar Racing	Intrepid	Rotax 125	Mojo	43.392	0.488	0.044	16	13	83,048
4	14	Karl Kristjan Soidla	EST	Aix Racing Team	Tony Kart	Rotax 125	Mojo	43.435	0.531	0.043	12	8	82,965
5	11	Kristjan Salvat	EST	AGS Racing	Zanardi	Rotax 125	Mojo	43.471	0.567	0.036	18	7	82,897
6	50	Juuso Pykäläinen	FIN	Kotka FK	Sodi	Rotax 125	Mojo	43.510	0.606	0.039	18	5	82,822
7	29	Andreas Bäckman	SWE	ASSI Talvar Racing	Intrepid	Rotax 125	Mojo	43.511	0.607	0.001	18	9	82,820
8	19	Ralf Merilaht	EST	ASSI Talvar Racing	Intrepid	Rotax 125	Mojo	43.521	0.617	0.010	18	8	82,801
9	3	Martin Rump	EST	AGS Racing	Zanardi	Rotax 125	Mojo	43.533	0.629	0.012	17	8	82,779
10	69	Kairo Kivi	EST	Sar-Tech Motorsport	CRG	Rotax 125	Mojo	43.542	0.638	0.009	15	6	82,761
11	26	Jessica Bäckman	SWE	ASSI Talvar Racing	Intrepid	Rotax 125	Mojo	43.556	0.652	0.014	12	6	82,735
12	16	Ermo Pihitjõe	EST	Aix Racing Team	Tony Kart	Rotax 125	Mojo	43.991	1.087	0.435	17	14	81,917
13	7	Patrik Lumiste	SWE	SMK Västerås Karting	CRG	Rotax 125	Mojo	44.017	1.113	0.026	10	7	81,868



Eesti MV IV etapp kardisportis

Rotax Junior, Rotax Max

Aravete kardirada 1,001 Km

Rotax Junior, Rotax Max - vabatreening 4

2.07.2010 13:30

Practice started at 13:30:50

Lap	Lap Tm	Diff	Time of Day
<u>(2) Tristan Viidas</u>			
1	45.843	+2.939	13:31:42.385
2	43.662	+0.758	13:32:26.047
3	44.029	+1.125	13:33:10.076
4	43.127	+0.223	13:33:53.203
5	42.904		13:34:36.107
6	43.115	+0.211	13:35:19.222
7	2:48.606	+2:05.702	13:38:07.828
8	45.728	+2.824	13:38:53.556
9	45.126	+2.222	13:39:38.682
10	43.653	+0.749	13:40:22.335
11	43.599	+0.695	13:41:05.934
12	43.760	+0.856	13:41:49.694
13	43.098	+0.194	13:42:32.792
14	43.235	+0.331	13:43:16.027
15	43.191	+0.287	13:43:59.218
16	43.232	+0.328	13:44:42.450

Lap	Lap Tm	Diff	Time of Day
<u>(12) Mart Soo</u>			
1	48.071	+4.723	13:32:59.301
2	44.623	+1.275	13:33:43.924
3	43.796	+0.448	13:34:27.720
4	43.348		13:35:11.068
5	43.401	+0.053	13:35:54.469
6	43.458	+0.110	13:36:37.927
7	43.454	+0.106	13:37:21.381
8	43.451	+0.103	13:38:04.832
9	43.953	+0.605	13:38:48.785
10	44.083	+0.735	13:39:32.868
11	43.631	+0.283	13:40:16.499
12	43.717	+0.369	13:41:00.216
13	43.869	+0.521	13:41:44.085
14	43.710	+0.362	13:42:27.795
15	43.786	+0.438	13:43:11.581
16	43.787	+0.439	13:43:55.368
17	43.932	+0.584	13:44:39.300

Lap	Lap Tm	Diff	Time of Day
<u>(6) Cristen Laos</u>			
1	47.128	+3.736	13:33:48.500
2	44.016	+0.624	13:34:32.066
3	45.008	+1.616	13:35:17.074
4	43.537	+0.145	13:36:00.611
5	43.435	+0.043	13:36:44.046
6	43.454	+0.062	13:37:27.500
7	43.690	+0.298	13:38:11.190
8	44.369	+0.977	13:38:55.559
9	43.618	+0.226	13:39:39.177
10	43.900	+0.508	13:40:23.077
11	43.568	+0.176	13:41:06.645
12	44.117	+0.725	13:41:50.762
13	43.392		13:42:34.154
14	43.421	+0.029	13:43:17.575
15	43.461	+0.069	13:44:01.036
16	43.483	+0.091	13:44:44.519

Lap	Lap Tm	Diff	Time of Day
<u>(14) Karl Kristjan Soidla</u>			
1	47.359	+3.924	13:32:09.725
2	44.442	+1.007	13:32:54.167
3	44.007	+0.572	13:33:38.174
4	43.886	+0.451	13:34:22.060
5	43.663	+0.228	13:35:05.723
6	43.532	+0.097	13:35:49.255
7	43.772	+0.337	13:36:33.027
8	43.435		13:37:16.462
9	43.669	+0.234	13:38:00.131

Lap	Lap Tm	Diff	Time of Day
10	43.972	+0.537	13:38:44.103
11	43.983	+0.548	13:39:28.086
12	47.325	+3.890	13:40:15.411

Lap	Lap Tm	Diff	Time of Day
<u>(11) Kristjan Salvet</u>			
1	47.746	+4.275	13:31:53.065
2	44.482	+1.011	13:32:37.547
3	44.082	+0.611	13:33:21.629
4	43.621	+0.150	13:34:05.250
5	43.760	+0.289	13:34:49.010
6	43.611	+0.140	13:35:32.621
7	43.471		13:36:16.092
8	43.634	+0.163	13:36:59.726
9	43.807	+0.336	13:37:43.533
10	44.960	+1.489	13:38:28.493
11	44.199	+0.728	13:39:12.692
12	43.697	+0.226	13:39:56.389
13	43.674	+0.203	13:40:40.063
14	43.560	+0.089	13:41:23.623
15	43.482	+0.011	13:42:07.105
16	43.997	+0.526	13:42:51.102
17	43.568	+0.097	13:43:34.670
18	44.129	+0.658	13:44:18.799

Lap	Lap Tm	Diff	Time of Day
<u>(50) Juuso Pykäläinen</u>			
1	51.687	+8.177	13:31:50.511
2	45.020	+1.510	13:32:35.531
3	43.861	+0.351	13:33:19.392
4	43.551	+0.041	13:34:02.943
5	43.510		13:34:46.453
6	44.167	+0.657	13:35:30.620
7	43.707	+0.197	13:36:14.327
8	43.772	+0.262	13:36:58.099
9	43.658	+0.148	13:37:41.757
10	52.867	+9.357	13:38:34.624
11	46.001	+2.491	13:39:20.625
12	43.794	+0.284	13:40:04.419
13	44.117	+0.607	13:40:48.536
14	43.706	+0.196	13:41:32.242
15	43.778	+0.268	13:42:16.020
16	43.875	+0.365	13:42:59.895
17	43.676	+0.166	13:43:43.571
18	43.894	+0.384	13:44:27.465

Lap	Lap Tm	Diff	Time of Day
<u>(29) Andreas Bäckman</u>			
1	46.823	+3.312	13:31:56.426
2	44.072	+0.561	13:32:40.498
3	43.770	+0.259	13:33:24.268
4	43.673	+0.162	13:34:07.941
5	43.684	+0.173	13:34:51.625
6	44.077	+0.566	13:35:35.702
7	43.574	+0.063	13:36:19.276
8	43.552	+0.041	13:37:02.828
9	43.511		13:37:46.339
10	44.501	+0.990	13:38:30.840
11	44.109	+0.598	13:39:14.949
12	43.665	+0.154	13:39:58.614
13	43.578	+0.067	13:40:42.192
14	43.699	+0.188	13:41:25.891
15	43.812	+0.301	13:42:09.703
16	43.784	+0.273	13:42:53.487
17	44.717	+1.206	13:43:38.204
18	43.756	+0.245	13:44:21.960

Lap	Lap Tm	Diff	Time of Day
<u>(19) Ralf Merilaht</u>			
1	47.192	+3.671	13:31:55.731

Lap	Lap Tm	Diff	Time of Day
2	44.240	+0.719	13:32:39.971
3	44.010	+0.489	13:33:23.981
4	43.599	+0.078	13:34:07.580
5	43.789	+0.268	13:34:51.369
6	43.767	+0.246	13:35:35.136
7	43.641	+0.120	13:36:18.777
8	43.521		13:37:02.298
9	43.774	+0.253	13:37:46.072
10	44.440	+0.919	13:38:30.512
11	43.868	+0.347	13:39:14.380
12	43.703	+0.182	13:39:58.083
13	43.740	+0.219	13:40:41.823
14	43.634	+0.113	13:41:25.457
15	43.929	+0.408	13:42:09.386
16	43.975	+0.454	13:42:53.361
17	45.100	+1.579	13:43:38.461
18	43.723	+0.202	13:44:22.184

Lap	Lap Tm	Diff	Time of Day
<u>(3) Martin Rump</u>			
1	45.899	+2.366	13:32:57.990
2	43.729	+0.196	13:33:41.719
3	43.673	+0.140	13:34:25.392
4	43.781	+0.248	13:35:09.173
5	43.609	+0.076	13:35:52.782
6	43.762	+0.229	13:36:36.544
7	43.539	+0.006	13:37:20.083
8	43.533		13:38:03.616
9	43.906	+0.373	13:38:47.522
10	43.698	+0.165	13:39:31.220
11	43.625	+0.092	13:40:14.845
12	43.945	+0.412	13:40:58.790
13	43.842	+0.309	13:41:42.632
14	43.666	+0.133	13:42:26.298
15	43.811	+0.278	13:43:10.109
16	43.666	+0.133	13:43:53.775
17	43.680	+0.147	13:44:37.455

Lap	Lap Tm	Diff	Time of Day
<u>(69) Kairo Kivi</u>			
1	46.766	+3.224	13:31:57.101
2	44.262	+0.720	13:32:41.363
3	43.854	+0.312	13:33:25.217
4	43.680	+0.138	13:34:08.897
5	43.777	+0.235	13:34:52.674
6	43.542		13:35:36.216
7	43.663	+0.121	13:36:19.879
8	43.601	+0.059	13:37:03.480
9	44.616	+1.074	13:37:48.096
10	2:59.073	+2:15.531	13:40:47.169
11	44.825	+1.283	13:41:31.994
12	43.763	+0.221	13:42:15.757
13	43.749	+0.207	13:42:59.506
14	43.810	+0.268	13:43:43.316
15	43.912	+0.370	13:44:27.228

Lap	Lap Tm	Diff	Time of Day
<u>(26) Jessica Bäckman</u>			
1	46.961	+3.405	13:31:55.226
2	44.594	+1.038	13:32:39.820
3	43.976	+0.420	13:33:23.796
4	43.636	+0.080	13:34:07.432
5	43.813	+0.257	13:34:51.245
6	43.556		13:35:34.801
7	43.601	+0.045	13:36:18.402
8	43.619	+0.063	13:37:02.021
9	43.907	+0.351	13:37:45.928
10	44.813	+1.257	13:38:30.741
11	44.724	+1.168	13:39:15.465



Eesti MV IV etapp kardisporis

Rotax Junior, Rotax Max

Aravete kardirada 1,001 Km

Rotax Junior, Rotax Max - vabatreening 4

2.07.2010 13:30

Practice started at 13:30:50

Lap	Lap Tm	Diff	Time of Day
12	44.163	+0.607	13:39:59.628

(16) Ermo Pihitjõe

Lap	Lap Tm	Diff	Time of Day
1	46.568	+2.577	13:32:25.530
2	45.712	+1.721	13:33:11.242
3	44.041	+0.050	13:33:55.283
4	44.731	+0.740	13:34:40.014
5	44.175	+0.184	13:35:24.189
6	44.321	+0.330	13:36:08.510
7	44.529	+0.538	13:36:53.039
8	44.021	+0.030	13:37:37.060
9	46.311	+2.320	13:38:23.371
10	44.255	+0.264	13:39:07.626
11	44.289	+0.298	13:39:51.915
12	44.587	+0.596	13:40:36.502
13	44.946	+0.955	13:41:21.448
14	43.991		13:42:05.439
15	44.713	+0.722	13:42:50.152
16	44.308	+0.317	13:43:34.460
17	44.104	+0.113	13:44:18.564

(7) Patrik Lumiste

Lap	Lap Tm	Diff	Time of Day
1	48.684	+4.667	13:35:18.590
2	46.275	+2.258	13:36:04.865
3	54.322	+10.305	13:36:59.187
4	44.075	+0.058	13:37:43.262
5	47.930	+3.913	13:38:31.192
6	44.691	+0.674	13:39:15.883
7	44.017		13:39:59.900
8	2:35.855	+1:51.838	13:42:35.755
9	45.599	+1.582	13:43:21.354
10	55.240	+11.223	13:44:16.594

Lap	Lap Tm	Diff	Time of Day
-----	--------	------	-------------

Lap	Lap Tm	Diff	Time of Day
-----	--------	------	-------------



Eesti MV IV etapp kardisporis

Sorted on Best Lap time

Rotax Junior, Rotax Max

Aravete kardirada 1,001 Km

Rotax Junior, Rotax Max - vabatreening 5

2.07.2010 14:30

Practice started at 14:30:40

Pos	No.	Name	Nat	Entrant/Race Team	Chassis	Engine	Tires	Best Tm	Diff	Gap	Laps	In Lap	Best Speed
1	2	Tristan Viidas	EST	Aix Racing Team	Kosmic	Rotax 125	Mojo	43.013			15	13	83,779
2	11	Kristjan Salvet	EST	AGS Racing	Zanardi	Rotax 125	Mojo	43.124	0.111	0.111	17	7	83,564
3	3	Martin Rump	EST	AGS Racing	Zanardi	Rotax 125	Mojo	43.144	0.131	0.020	15	11	83,525
4	6	Cristen Laos	EST	ASSI Talvar Racing	Intrepid	Rotax 125	Mojo	43.531	0.518	0.387	12	12	82,782
5	19	Ralf Merilaht	EST	ASSI Talvar Racing	Intrepid	Rotax 125	Mojo	43.567	0.554	0.036	12	4	82,714
6	26	Jessica Bäckman	SWE	ASSI Talvar Racing	Intrepid	Rotax 125	Mojo	43.586	0.573	0.019	18	15	82,678
7	7	Patrik Lumiste	SWE	SMK Västeras Karting	CRG	Rotax 125	Mojo	43.642	0.629	0.056	17	16	82,572
8	50	Juuso Pykäläinen	FIN	Kotka FK	Sodi	Rotax 125	Mojo	43.720	0.707	0.078	18	7	82,425
9	69	Kairo Kivi	EST	Sar-Tech Motorsport	CRG	Rotax 125	Mojo	43.730	0.717	0.010	18	12	82,406
10	29	Andreas Bäckman	SWE	ASSI Talvar Racing	Intrepid	Rotax 125	Mojo	43.739	0.726	0.009	11	8	82,389
11	12	Mart Soo	EST	AGS Racing	Zanardi	Rotax 125	Mojo	43.781	0.768	0.042	17	17	82,310
12	16	Ermo Pihtjõe	EST	Aix Racing Team	Tony Kart	Rotax 125	Mojo	44.018	1.005	0.237	18	14	81,867
13	14	Karl Kristjan Soidla	EST	Aix Racing Team	Tony Kart	Rotax 125	Mojo	44.143	1.130	0.125	12	11	81,635
14	13	Kristin Liiksaar	EST	AGS Racing	Zanardi	Rotax 125	Mojo	44.855	1.842	0.712	15	13	80,339



Eesti MV IV etapp kardispordis

Rotax Junior, Rotax Max

Aravete kardirada 1,001 Km

Rotax Junior, Rotax Max - vabatreening 5

2.07.2010 14:30

Practice started at 14:30:40

Lap	Lap Tm	Diff	Time of Day
(2) Tristan Viidas			
1	47.738	+4.725	14:31:34.248
2	44.205	+1.192	14:32:18.453
3	43.462	+0.449	14:33:01.915
4	43.270	+0.257	14:33:45.185
5	43.312	+0.299	14:34:28.497
6	43.206	+0.193	14:35:11.703
7	43.103	+0.090	14:35:54.806
8	43.219	+0.206	14:36:38.025
9	43.056	+0.043	14:37:21.081
10	43.160	+0.147	14:38:04.241
11	43.028	+0.015	14:38:47.269
12	43.114	+0.101	14:39:30.383
13	43.013		14:40:13.396
14	43.020	+0.007	14:40:56.416
15	43.103	+0.090	14:41:39.519

(11) Kristjan Salvat			
1	47.592	+4.468	14:31:34.796
2	44.925	+1.801	14:32:19.721
3	43.798	+0.674	14:33:03.519
4	43.762	+0.638	14:33:47.281
5	43.542	+0.418	14:34:30.823
6	43.253	+0.129	14:35:14.076
7	43.124		14:35:57.200
8	43.239	+0.115	14:36:40.439
9	44.030	+0.906	14:37:24.469
10	43.587	+0.463	14:38:08.056
11	43.368	+0.244	14:38:51.424
12	43.361	+0.237	14:39:34.785
13	43.162	+0.038	14:40:17.947
14	43.258	+0.134	14:41:01.205
15	43.150	+0.026	14:41:44.355
16	43.324	+0.200	14:42:27.679
17	43.356	+0.232	14:43:11.035

(3) Martin Rump			
1	1:51.297	+1:08.153	14:32:46.316
2	46.521	+3.377	14:33:32.837
3	43.698	+0.554	14:34:16.535
4	43.354	+0.210	14:34:59.889
5	43.160	+0.016	14:35:43.049
6	43.346	+0.202	14:36:26.395
7	43.274	+0.130	14:37:09.669
8	43.816	+0.672	14:37:53.485
9	43.171	+0.027	14:38:36.656
10	43.159	+0.015	14:39:19.815
11	43.144		14:40:02.959
12	43.219	+0.075	14:40:46.178
13	43.175	+0.031	14:41:29.353
14	43.532	+0.388	14:42:12.885
15	43.239	+0.095	14:42:56.124

(6) Cristen Laos			
1	47.104	+3.573	14:31:38.637
2	44.300	+0.769	14:32:22.937
3	43.810	+0.279	14:33:06.747
4	43.895	+0.364	14:33:50.642
5	43.869	+0.338	14:34:34.511
6	43.546	+0.015	14:35:18.057
7	43.596	+0.065	14:36:01.653
8	43.640	+0.109	14:36:45.293
9	43.717	+0.186	14:37:29.010
10	43.641	+0.110	14:38:12.651
11	43.661	+0.130	14:38:56.312

Lap	Lap Tm	Diff	Time of Day
12	43.531		14:39:39.843

(19) Ralf Merilaht			
1	44.472	+0.905	14:36:09.808
2	47.109	+3.542	14:36:56.917
3	44.681	+1.114	14:37:41.598
4	43.567		14:38:25.165
5	43.829	+0.262	14:39:08.994
6	45.560	+1.993	14:39:54.554
7	43.683	+0.116	14:40:38.237
8	43.634	+0.067	14:41:21.871
9	44.142	+0.575	14:42:06.013
10	43.738	+0.171	14:42:49.751
11	43.600	+0.033	14:43:33.351
12	43.694	+0.127	14:44:17.045

(26) Jessica Bäckman			
1	50.186	+6.600	14:31:45.691
2	46.072	+2.486	14:32:31.763
3	44.753	+1.167	14:33:16.516
4	43.912	+0.326	14:34:00.428
5	43.879	+0.293	14:34:44.307
6	44.140	+0.554	14:35:28.447
7	44.035	+0.449	14:36:12.482
8	44.297	+0.711	14:36:56.779
9	44.255	+0.669	14:37:41.034
10	43.774	+0.188	14:38:24.808
11	43.866	+0.280	14:39:08.674
12	44.111	+0.525	14:39:52.785
13	43.873	+0.287	14:40:36.658
14	43.621	+0.035	14:41:20.279
15	43.586		14:42:03.865
16	43.755	+0.169	14:42:47.620
17	43.817	+0.231	14:43:31.437
18	44.586	+1.000	14:44:16.023

(7) Patrik Lumiste			
1	49.938	+6.296	14:31:46.242
2	46.260	+2.618	14:32:32.502
3	45.076	+1.434	14:33:17.578
4	43.897	+0.255	14:34:01.475
5	43.986	+0.344	14:34:45.461
6	44.067	+0.425	14:35:29.528
7	44.337	+0.695	14:36:13.865
8	43.670	+0.028	14:36:57.535
9	44.308	+0.666	14:37:41.843
10	43.830	+0.188	14:38:25.673
11	1:25.337	+41.695	14:39:51.010
12	46.155	+2.513	14:40:37.165
13	44.153	+0.511	14:41:21.318
14	45.083	+1.441	14:42:06.401
15	43.693	+0.051	14:42:50.094
16	43.642		14:43:33.736
17	43.684	+0.042	14:44:17.420

(50) Juuso Pykäläinen			
1	48.792	+5.072	14:31:37.024
2	44.949	+1.229	14:32:21.973
3	44.416	+0.696	14:33:06.389
4	43.991	+0.271	14:33:50.380
5	44.304	+0.584	14:34:34.684
6	43.808	+0.088	14:35:18.492
7	43.720		14:36:02.212
8	43.800	+0.080	14:36:46.012
9	43.738	+0.018	14:37:29.750
10	43.824	+0.104	14:38:13.574

11	43.831	+0.111	14:38:57.405
12	43.778	+0.058	14:39:41.183
13	43.970	+0.250	14:40:25.153
14	43.918	+0.198	14:41:09.071
15	43.904	+0.184	14:41:52.975
16	43.847	+0.127	14:42:36.822
17	43.978	+0.258	14:43:20.800
18	43.807	+0.087	14:44:04.607

(69) Kairo Kivi			
1	50.149	+6.419	14:31:45.879
2	46.292	+2.562	14:32:32.171
3	44.560	+0.830	14:33:16.731
4	44.043	+0.313	14:34:00.774
5	43.887	+0.157	14:34:44.661
6	44.696	+0.966	14:35:29.357
7	44.076	+0.346	14:36:13.433
8	43.789	+0.059	14:36:57.222
9	50.210	+6.480	14:37:47.432
10	43.860	+0.130	14:38:31.292
11	43.888	+0.158	14:39:15.180
12	43.730		14:39:58.910
13	43.771	+0.041	14:40:42.681
14	44.311	+0.581	14:41:26.992
15	49.900	+6.170	14:42:16.892
16	44.067	+0.337	14:43:00.959
17	44.359	+0.629	14:43:45.318
18	43.762	+0.032	14:44:29.080

(29) Andreas Bäckman			
1	48.154	+4.415	14:31:42.519
2	45.818	+2.079	14:32:28.337
3	44.637	+0.898	14:33:12.974
4	43.967	+0.228	14:33:56.941
5	43.841	+0.102	14:34:40.782
6	45.077	+1.338	14:35:25.859
7	50.008	+6.269	14:36:15.867
8	43.739		14:36:59.606
9	44.171	+0.432	14:37:43.777
10	43.783	+0.044	14:38:27.560
11	44.018	+0.279	14:39:11.578

(12) Mart Soo			
1	50.164	+6.383	14:32:34.731
2	44.596	+0.815	14:33:19.327
3	44.160	+0.379	14:34:03.487
4	43.975	+0.194	14:34:47.462
5	44.418	+0.637	14:35:31.880
6	44.312	+0.531	14:36:16.192
7	43.847	+0.066	14:37:00.039
8	43.953	+0.172	14:37:43.992
9	43.812	+0.031	14:38:27.804
10	43.976	+0.195	14:39:11.780
11	55.680	+11.899	14:40:07.460
12	44.262	+0.481	14:40:51.722
13	43.942	+0.161	14:41:35.664
14	44.605	+0.824	14:42:20.269
15	43.901	+0.120	14:43:04.170
16	44.167	+0.386	14:43:48.337
17	43.781		14:44:32.118

(16) Ermo Pihitjõe			
1	47.532	+3.514	14:31:39.636
2	45.099	+1.081	14:32:24.735
3	44.287	+0.269	14:33:09.022
4	44.227	+0.209	14:33:53.249



Eesti MV IV etapp kardispordis

Rotax Junior, Rotax Max

Aravete kardirada 1,001 Km

Rotax Junior, Rotax Max - vabatreening 5

2.07.2010 14:30

Practice started at 14:30:40

Lap	Lap Tm	Diff	Time of Day
5	44.301	+0.283	14:34:37.550
6	44.232	+0.214	14:35:21.782
7	44.473	+0.455	14:36:06.255
8	44.336	+0.318	14:36:50.591
9	44.222	+0.204	14:37:34.813
10	44.276	+0.258	14:38:19.089
11	44.141	+0.123	14:39:03.230
12	44.361	+0.343	14:39:47.591
13	44.101	+0.083	14:40:31.692
14	44.018		14:41:15.710
15	44.103	+0.085	14:41:59.813
16	44.032	+0.014	14:42:43.845
17	44.239	+0.221	14:43:28.084
18	44.561	+0.543	14:44:12.645

Lap	Lap Tm	Diff	Time of Day
-----	--------	------	-------------

Lap	Lap Tm	Diff	Time of Day
-----	--------	------	-------------

(14) Karl Kristjan Soidla

1	49.340	+5.197	14:31:42.261
2	45.914	+1.771	14:32:28.175
3	45.676	+1.533	14:33:13.851
4	1:28.740	+44.597	14:34:42.591
5	46.354	+2.211	14:35:28.945
6	45.593	+1.450	14:36:14.538
7	44.564	+0.421	14:36:59.102
8	47.371	+3.228	14:37:46.473
9	44.527	+0.384	14:38:31.000
10	44.634	+0.491	14:39:15.634
11	44.143		14:39:59.777
12	48.014	+3.871	14:40:47.791

(13) Kristin Liiksaar

1	51.244	+6.389	14:31:54.606
2	47.218	+2.363	14:32:41.824
3	46.552	+1.697	14:33:28.376
4	46.355	+1.500	14:34:14.731
5	1:23.055	+38.200	14:35:37.786
6	47.019	+2.164	14:36:24.805
7	45.961	+1.106	14:37:10.766
8	45.810	+0.955	14:37:56.576
9	1:11.915	+27.060	14:39:08.491
10	46.691	+1.836	14:39:55.182
11	45.719	+0.864	14:40:40.901
12	45.931	+1.076	14:41:26.832
13	44.855		14:42:11.687
14	46.223	+1.368	14:42:57.910
15	1:17.969	+33.114	14:44:15.879



Eesti MV IV etapp kardisporis

Sorted on Best Lap time

Rotax Junior, Rotax Max

Aravete kardirada 1,001 Km

Rotax Junior, Rotax Max - vabatreening 6

2.07.2010 15:30

Practice started at 15:30:35

Pos	No.	Name	Nat	Entrant/Race Team	Chassis	Engine	Tires	Best Tm	Diff	Gap	Laps	In Lap	Best Speed
1	88	Aavo Talvar	EST	ASSI Talvar Racing	Intrepid	Rotax 125	Mojo	42.867			19	3	84,065
2	2	Tristan Viidas	EST	Aix Racing Team	Kosmic	Rotax 125	Mojo	42.888	0.021	0.021	14	7	84,024
3	3	Martin Rump	EST	AGS Racing	Zanardi	Rotax 125	Mojo	43.168	0.301	0.280	18	4	83,479
4	14	Karl Kristjan Soidla	EST	Aix Racing Team	Tony Kart	Rotax 125	Mojo	43.173	0.306	0.005	18	4	83,469
5	11	Kristjan Salvet	EST	AGS Racing	Zanardi	Rotax 125	Mojo	43.244	0.377	0.071	19	7	83,332
6	7	Patrik Lumiste	SWE	SMK Västeras Karting	CRG	Rotax 125	Mojo	43.244	0.377		15	5	83,332
7	6	Cristen Laos	EST	ASSI Talvar Racing	Intrepid	Rotax 125	Mojo	43.332	0.465	0.088	17	8	83,163
8	4	Fred Joonas Alliksaar	EST	AGS Racing	Tony Kart	Rotax 125	Mojo	43.344	0.477	0.012	19	8	83,140
9	29	Andreas Bäckman	SWE	ASSI Talvar Racing	Intrepid	Rotax 125	Mojo	43.564	0.697	0.220	14	3	82,720
10	19	Ralf Merilaht	EST	ASSI Talvar Racing	Intrepid	Rotax 125	Mojo	43.648	0.781	0.084	18	12	82,560
11	50	Juuso Pykäläinen	FIN	Kotka FK	Sodi	Rotax 125	Mojo	43.675	0.808	0.027	16	9	82,509
12	69	Kairo Kivi	EST	Sar-Tech Motorsport	CRG	Rotax 125	Mojo	43.680	0.813	0.005	19	6	82,500
13	12	Mart Soo	EST	AGS Racing	Zanardi	Rotax 125	Mojo	43.692	0.825	0.012	17	12	82,477
14	16	Ermo Pihtjõe	EST	Aix Racing Team	Tony Kart	Rotax 125	Mojo	44.107	1.240	0.415	17	4	81,701
15	26	Jessica Bäckman	SWE	ASSI Talvar Racing	Intrepid	Rotax 125	Mojo	44.673	1.806	0.566	10	5	80,666



Eesti MV IV etapp kardispordis

Rotax Junior, Rotax Max

Aravete kardirada 1,001 Km

Rotax Junior, Rotax Max - vabatreening 6

2.07.2010 15:30

Practice started at 15:30:35

Lap	Lap Tm	Diff	Time of Day
(88) Aavo Talvar			
1	45.752	+2.885	15:31:43.478
2	43.400	+0.533	15:32:26.878
3	42.867		15:33:09.745
4	43.077	+0.210	15:33:52.822
5	43.298	+0.431	15:34:36.120
6	43.107	+0.240	15:35:19.227
7	43.114	+0.247	15:36:02.341
8	43.271	+0.404	15:36:45.612
9	42.999	+0.132	15:37:28.611
10	43.072	+0.205	15:38:11.683
11	43.006	+0.139	15:38:54.689
12	43.126	+0.259	15:39:37.815
13	43.023	+0.156	15:40:20.838
14	43.039	+0.172	15:41:03.877
15	43.620	+0.753	15:41:47.497
16	43.153	+0.286	15:42:30.650
17	43.029	+0.162	15:43:13.679
18	43.655	+0.788	15:43:57.334
19	43.080	+0.213	15:44:40.414

(2) Tristan Viidas			
1	46.427	+3.539	15:31:25.704
2	43.585	+0.697	15:32:09.289
3	43.221	+0.333	15:32:52.510
4	43.156	+0.268	15:33:35.666
5	43.220	+0.332	15:34:18.886
6	42.897	+0.009	15:35:01.783
7	42.888		15:35:44.671
8	43.553	+0.665	15:36:28.224
9	43.180	+0.292	15:37:11.404
10	43.086	+0.198	15:37:54.490
11	42.982	+0.094	15:38:37.472
12	43.033	+0.145	15:39:20.505
13	43.149	+0.261	15:40:03.654
14	42.975	+0.087	15:40:46.629

(3) Martin Rump			
1	46.286	+3.118	15:32:15.703
2	43.503	+0.335	15:32:59.206
3	43.230	+0.062	15:33:42.436
4	43.168		15:34:25.604
5	43.173	+0.005	15:35:08.777
6	43.579	+0.411	15:35:52.356
7	43.246	+0.078	15:36:35.602
8	43.335	+0.167	15:37:18.937
9	43.397	+0.229	15:38:02.334
10	43.512	+0.344	15:38:45.846
11	43.441	+0.273	15:39:29.287
12	43.326	+0.158	15:40:12.613
13	43.524	+0.356	15:40:56.137
14	44.084	+0.916	15:41:40.221
15	43.590	+0.422	15:42:23.811
16	43.506	+0.338	15:43:07.317
17	43.584	+0.416	15:43:50.901
18	43.787	+0.619	15:44:34.688

(14) Karl Kristjan Soidla			
1	47.080	+3.907	15:31:34.470
2	43.958	+0.785	15:32:18.428
3	43.550	+0.377	15:33:01.978
4	43.173		15:33:45.151
5	43.325	+0.152	15:34:28.476
6	45.092	+1.919	15:35:13.568
7	43.701	+0.528	15:35:57.269

8	43.729	+0.556	15:36:40.998
9	1:37.136	+53.963	15:38:18.134
10	45.563	+2.390	15:39:03.697
11	43.297	+0.124	15:39:46.994
12	43.255	+0.082	15:40:30.249
13	45.824	+2.651	15:41:16.073
14	43.469	+0.296	15:41:59.542
15	43.430	+0.257	15:42:42.972
16	43.689	+0.516	15:43:26.661
17	43.407	+0.234	15:44:10.068
18	43.807	+0.634	15:44:53.875

(11) Kristjan Salvet			
1	46.476	+3.232	15:31:27.852
2	44.250	+1.006	15:32:12.102
3	43.790	+0.546	15:32:55.892
4	43.670	+0.426	15:33:39.562
5	43.665	+0.421	15:34:23.227
6	43.579	+0.335	15:35:06.806
7	43.244		15:35:50.050
8	43.365	+0.121	15:36:33.415
9	43.615	+0.371	15:37:17.030
10	44.672	+1.428	15:38:01.702
11	43.601	+0.357	15:38:45.303
12	43.631	+0.387	15:39:28.934
13	43.524	+0.280	15:40:12.458
14	43.554	+0.310	15:40:56.012
15	44.515	+1.271	15:41:40.527
16	44.715	+1.471	15:42:25.242
17	43.804	+0.560	15:43:09.046
18	43.566	+0.322	15:43:52.612
19	43.582	+0.338	15:44:36.194

(7) Patrik Lumiste			
1	48.613	+5.369	15:31:32.343
2	44.555	+1.311	15:32:16.898
3	43.857	+0.613	15:33:00.755
4	43.725	+0.481	15:33:44.480
5	43.244		15:34:27.724
6	43.545	+0.301	15:35:11.269
7	51.566	+8.322	15:36:02.835
8	43.588	+0.344	15:36:46.423
9	46.224	+2.980	15:37:32.647
10	43.506	+0.262	15:38:16.153
11	43.837	+0.593	15:38:59.990
12	43.525	+0.281	15:39:43.515
13	43.409	+0.165	15:40:26.924
14	3:23.293	+2:40.049	15:43:50.217
15	44.804	+1.560	15:44:35.021

(6) Cristen Laos			
1	46.515	+3.183	15:31:45.600
2	43.957	+0.625	15:32:29.557
3	43.444	+0.112	15:33:13.001
4	43.681	+0.349	15:33:56.682
5	43.362	+0.030	15:34:40.044
6	43.765	+0.433	15:35:23.809
7	44.102	+0.770	15:36:07.911
8	43.332		15:36:51.243
9	43.400	+0.068	15:37:34.643
10	43.573	+0.241	15:38:18.216
11	43.856	+0.524	15:39:02.072
12	43.422	+0.090	15:39:45.494
13	43.555	+0.223	15:40:29.049
14	44.030	+0.698	15:41:13.079
15	43.681	+0.349	15:41:56.760

Lap	Lap Tm	Diff	Time of Day
16	43.530	+0.198	15:42:40.290
17	43.416	+0.084	15:43:23.706

(4) Fred Joonas Alliksaar			
1	47.205	+3.861	15:31:38.474
2	45.764	+2.420	15:32:24.238
3	45.094	+1.750	15:33:09.332
4	43.933	+0.589	15:33:53.265
5	44.590	+1.246	15:34:37.855
6	43.973	+0.629	15:35:21.828
7	43.352	+0.008	15:36:05.180
8	43.344		15:36:48.524
9	43.571	+0.227	15:37:32.095
10	43.431	+0.087	15:38:15.526
11	44.094	+0.750	15:38:59.620
12	43.492	+0.148	15:39:43.112
13	43.469	+0.125	15:40:26.581
14	43.548	+0.204	15:41:10.129
15	43.611	+0.267	15:41:53.740
16	43.610	+0.266	15:42:37.350
17	44.684	+1.340	15:43:22.034
18	43.487	+0.143	15:44:05.521
19	43.573	+0.229	15:44:49.094

(29) Andreas Bäckman			
1	49.086	+5.522	15:33:35.580
2	44.337	+0.773	15:34:19.917
3	43.564		15:35:03.481
4	43.747	+0.183	15:35:47.228
5	43.638	+0.074	15:36:30.866
6	44.172	+0.608	15:37:15.038
7	43.992	+0.428	15:37:59.030
8	44.388	+0.824	15:38:43.418
9	43.947	+0.383	15:39:27.365
10	43.989	+0.425	15:40:11.354
11	44.488	+0.924	15:40:55.842
12	45.623	+2.059	15:41:41.465
13	47.072	+3.508	15:42:28.537
14	44.399	+0.835	15:43:12.936

(19) Ralf Merilaht			
1	47.163	+3.515	15:31:46.557
2	44.431	+0.783	15:32:30.988
3	43.848	+0.200	15:33:14.836
4	43.826	+0.178	15:33:58.662
5	43.894	+0.246	15:34:42.556
6	44.051	+0.403	15:35:26.607
7	55.879	+12.231	15:36:22.486
8	49.841	+6.193	15:37:12.327
9	43.975	+0.327	15:37:56.302
10	43.731	+0.083	15:38:40.033
11	44.087	+0.439	15:39:24.120
12	43.648		15:40:07.768
13	43.730	+0.082	15:40:51.498
14	47.657	+4.009	15:41:39.155
15	44.475	+0.827	15:42:23.630
16	44.460	+0.812	15:43:08.090
17	43.739	+0.091	15:43:51.829
18	43.800	+0.152	15:44:35.629

(50) Juuso Pykäläinen			
1	47.336	+3.661	15:32:08.079
2	49.251	+5.576	15:32:57.330
3	43.889	+0.214	15:33:41.219
4	43.710	+0.035	15:34:24.929
5	43.716	+0.041	15:35:08.645



Eesti MV IV etapp kardisporis

Rotax Junior, Rotax Max

Aravete kardirada 1,001 Km

Rotax Junior, Rotax Max - vabatreening 6

2.07.2010 15:30

Practice started at 15:30:35

Lap	Lap Tm	Diff	Time of Day
6	44.255	+0.580	15:35:52.900
7	43.726	+0.051	15:36:36.626
8	43.729	+0.054	15:37:20.355
9	43.675		15:38:04.030
10	44.343	+0.668	15:38:48.373
11	44.626	+0.951	15:39:32.999
12	43.897	+0.222	15:40:16.896
13	43.863	+0.188	15:41:00.759
14	43.994	+0.319	15:41:44.753
15	44.153	+0.478	15:42:28.906
16	44.283	+0.608	15:43:13.189

(69) Kairo Kivi			
Lap	Lap Tm	Diff	Time of Day
1	46.251	+2.571	15:31:31.709
2	44.383	+0.703	15:32:16.092
3	43.824	+0.144	15:32:59.916
4	43.728	+0.048	15:33:43.644
5	43.681	+0.001	15:34:27.325
6	43.680		15:35:11.005
7	48.054	+4.374	15:35:59.059
8	43.758	+0.078	15:36:42.817
9	43.765	+0.085	15:37:26.582
10	43.683	+0.003	15:38:10.265
11	43.854	+0.174	15:38:54.119
12	44.011	+0.331	15:39:38.130
13	49.355	+5.675	15:40:27.485
14	43.709	+0.029	15:41:11.194
15	43.922	+0.242	15:41:55.116
16	43.832	+0.152	15:42:38.948
17	43.956	+0.276	15:43:22.904
18	44.066	+0.386	15:44:06.970
19	43.840	+0.160	15:44:50.810

(12) Mart Soo			
Lap	Lap Tm	Diff	Time of Day
1	47.090	+3.398	15:32:35.730
2	44.078	+0.386	15:33:19.808
3	43.963	+0.271	15:34:03.771
4	43.795	+0.103	15:34:47.566
5	43.851	+0.159	15:35:31.417
6	44.898	+1.206	15:36:16.315
7	43.807	+0.115	15:37:00.122
8	43.892	+0.200	15:37:44.014
9	43.947	+0.255	15:38:27.961
10	44.463	+0.771	15:39:12.424
11	44.051	+0.359	15:39:56.475
12	43.692		15:40:40.167
13	43.997	+0.305	15:41:24.164
14	43.948	+0.256	15:42:08.112
15	44.041	+0.349	15:42:52.153
16	43.915	+0.223	15:43:36.068
17	43.868	+0.176	15:44:19.936

(16) Ermo Pihitjõe			
Lap	Lap Tm	Diff	Time of Day
1	47.218	+3.111	15:31:35.376
2	44.955	+0.848	15:32:20.331
3	44.207	+0.100	15:33:04.538
4	44.107		15:33:48.645
5	44.343	+0.236	15:34:32.988
6	44.226	+0.119	15:35:17.214
7	44.324	+0.217	15:36:01.538
8	44.521	+0.414	15:36:46.059
9	44.364	+0.257	15:37:30.423
10	44.386	+0.279	15:38:14.809
11	45.482	+1.375	15:39:00.291
12	44.501	+0.394	15:39:44.792
13	44.185	+0.078	15:40:28.977

Lap	Lap Tm	Diff	Time of Day
14	45.093	+0.986	15:41:14.070
15	44.542	+0.435	15:41:58.612
16	44.195	+0.088	15:42:42.807
17	45.032	+0.925	15:43:27.839

(26) Jessica Bäckman			
Lap	Lap Tm	Diff	Time of Day
1	49.279	+4.606	15:31:59.174
2	45.306	+0.633	15:32:44.480
3	45.090	+0.417	15:33:29.570
4	44.800	+0.127	15:34:14.370
5	44.673		15:34:59.043
6	44.714	+0.041	15:35:43.757
7	45.108	+0.435	15:36:28.865
8	46.709	+2.036	15:37:15.574
9	46.696	+2.023	15:38:02.270
10	45.994	+1.321	15:38:48.264



Eesti MV IV etapp kardisportis

Sorted on Best Lap time

Rotax Junior, Rotax Max

Aravete kardirada 1,001 Km

Rotax Junior, Rotax Max - vabatreening 7

2.07.2010 16:30

Practice started at 16:30:51

Pos	No.	Name	Nat	Entrant/Race Team	Chassis	Engine	Tires	Best Tm	Diff	Gap	Laps	In Lap	Best Speed
1	2	Tristan Viidas	EST	Aix Racing Team	Kosmic	Rotax 125	Mojo	43.297			11	9	83,230
2	3	Martin Rump	EST	AGS Racing	Zanardi	Rotax 125	Mojo	43.397	0.100	0.100	17	12	83,038
3	4	Fred Joonas Alliksaar	EST	AGS Racing	Tony Kart	Rotax 125	Mojo	43.429	0.132	0.032	16	6	82,977
4	6	Cristen Laos	EST	ASSI Talvar Racing	Intrepid	Rotax 125	Mojo	43.481	0.184	0.052	16	7	82,878
5	29	Andreas Bäckman	SWE	ASSI Talvar Racing	Intrepid	Rotax 125	Mojo	43.578	0.281	0.097	18	10	82,693
6	7	Patrik Lumiste	SWE	SMK Västeras Karting	CRG	Rotax 125	Mojo	43.619	0.322	0.041	12	9	82,615
7	26	Jessica Bäckman	SWE	ASSI Talvar Racing	Intrepid	Rotax 125	Mojo	43.661	0.364	0.042	14	10	82,536
8	19	Ralf Merilaht	EST	ASSI Talvar Racing	Intrepid	Rotax 125	Mojo	43.683	0.386	0.022	9	6	82,494
9	14	Karl Kristjan Soidla	EST	Aix Racing Team	Tony Kart	Rotax 125	Mojo	43.712	0.415	0.029	11	11	82,440
10	12	Mart Soo	EST	AGS Racing	Zanardi	Rotax 125	Mojo	43.769	0.472	0.057	19	8	82,332
11	69	Kairo Kivi	EST	Sar-Tech Motorsport	CRG	Rotax 125	Mojo	43.996	0.699	0.227	18	10	81,907
12	16	Ermo Pihitjõe	EST	Aix Racing Team	Tony Kart	Rotax 125	Mojo	44.496	1.199	0.500	16	10	80,987
13	50	Juuso Pykäläinen	FIN	Kotka FK	Sodi	Rotax 125	Mojo	47.497	4.200	3.001	1	1	75,870



Eesti MV IV etapp kardisportis

Rotax Junior, Rotax Max

Aravete kardirada 1,001 Km

Rotax Junior, Rotax Max - vabatreening 7

2.07.2010 16:30

Practice started at 16:30:51

Lap	Lap Tm	Diff	Time of Day
(2) Tristan Viidas			
1	46.444	+3.147	16:32:59.871
2	43.658	+0.361	16:33:43.529
3	43.845	+0.548	16:34:27.374
4	44.510	+1.213	16:35:11.884
5	43.624	+0.327	16:35:55.508
6	43.395	+0.098	16:36:38.903
7	1:43.452	+1:00.155	16:38:22.355
8	44.692	+1.395	16:39:07.047
9	43.297		16:39:50.344
10	43.705	+0.408	16:40:34.049
11	43.990	+0.693	16:41:18.039

(3) Martin Rump			
1	46.272	+2.875	16:31:45.851
2	43.906	+0.509	16:32:29.757
3	43.660	+0.263	16:33:13.417
4	43.693	+0.296	16:33:57.110
5	43.928	+0.531	16:34:41.038
6	44.084	+0.687	16:35:25.122
7	43.552	+0.155	16:36:08.674
8	44.997	+1.600	16:36:53.671
9	43.559	+0.162	16:37:37.230
10	43.574	+0.177	16:38:20.804
11	43.499	+0.102	16:39:04.303
12	43.397		16:39:47.700
13	43.789	+0.392	16:40:31.489
14	43.661	+0.264	16:41:15.150
15	43.819	+0.422	16:41:58.969
16	43.489	+0.092	16:42:42.458
17	43.546	+0.149	16:43:26.004

(4) Fred Joonas Alliksaar			
1	48.494	+5.065	16:32:07.661
2	45.607	+2.178	16:32:53.268
3	44.526	+1.097	16:33:37.794
4	45.279	+1.850	16:34:23.073
5	43.609	+0.180	16:35:06.682
6	43.429		16:35:50.111
7	43.448	+0.019	16:36:33.559
8	46.098	+2.669	16:37:19.657
9	43.565	+0.136	16:38:03.222
10	43.459	+0.030	16:38:46.681
11	44.563	+1.134	16:39:31.244
12	43.626	+0.197	16:40:14.870
13	43.605	+0.176	16:40:58.475
14	43.589	+0.160	16:41:42.064
15	43.740	+0.311	16:42:25.804
16	43.740	+0.311	16:43:09.544

(6) Cristen Laos			
1	47.666	+4.185	16:32:52.978
2	44.325	+0.844	16:33:37.303
3	44.018	+0.537	16:34:21.321
4	43.788	+0.307	16:35:05.109
5	43.819	+0.338	16:35:48.928
6	43.533	+0.052	16:36:32.461
7	43.481		16:37:15.942
8	43.572	+0.091	16:37:59.514
9	43.494	+0.013	16:38:43.008
10	43.633	+0.152	16:39:26.641
11	43.752	+0.271	16:40:10.393
12	43.609	+0.128	16:40:54.002
13	43.509	+0.028	16:41:37.511
14	43.656	+0.175	16:42:21.167

Lap	Lap Tm	Diff	Time of Day
15	43.708	+0.227	16:43:04.875
16	1:04.197	+20.716	16:44:09.072

(29) Andreas Bäckman			
1	46.465	+2.887	16:31:56.311
2	44.836	+1.258	16:32:41.147
3	43.978	+0.400	16:33:25.125
4	43.885	+0.307	16:34:09.010
5	43.836	+0.258	16:34:52.846
6	43.715	+0.137	16:35:36.561
7	43.608	+0.030	16:36:20.169
8	43.658	+0.080	16:37:03.827
9	43.753	+0.175	16:37:47.580
10	43.578		16:38:31.158
11	44.029	+0.451	16:39:15.187
12	43.617	+0.039	16:39:58.804
13	43.670	+0.092	16:40:42.474
14	43.827	+0.249	16:41:26.301
15	43.940	+0.362	16:42:10.241
16	44.118	+0.540	16:42:54.359
17	43.977	+0.399	16:43:38.336
18	44.553	+0.975	16:44:22.889

(7) Patrik Lumiste			
1	46.605	+2.986	16:31:44.607
2	44.392	+0.773	16:32:28.999
3	43.996	+0.377	16:33:12.995
4	45.029	+1.410	16:33:58.024
5	43.772	+0.153	16:34:41.796
6	43.742	+0.123	16:35:25.538
7	2:57.183	+2:13.564	16:38:22.721
8	45.073	+1.454	16:39:07.794
9	43.619		16:39:51.413
10	44.222	+0.603	16:40:35.635
11	43.714	+0.095	16:41:19.349
12	43.971	+0.352	16:42:03.320

(26) Jessica Bäckman			
1	47.360	+3.699	16:31:56.050
2	45.506	+1.845	16:32:41.556
3	44.390	+0.729	16:33:25.946
4	44.240	+0.579	16:34:10.186
5	43.962	+0.301	16:34:54.148
6	44.105	+0.444	16:35:38.253
7	43.782	+0.121	16:36:22.035
8	43.947	+0.286	16:37:05.982
9	43.820	+0.159	16:37:49.802
10	43.661		16:38:33.463
11	43.807	+0.146	16:39:17.270
12	43.893	+0.232	16:40:01.163
13	43.878	+0.217	16:40:45.041
14	43.930	+0.269	16:41:28.971

(19) Ralf Merilaht			
1	47.787	+4.104	16:32:52.840
2	44.320	+0.637	16:33:37.160
3	44.468	+0.785	16:34:21.628
4	43.846	+0.163	16:35:05.474
5	44.021	+0.338	16:35:49.495
6	43.683		16:36:33.178
7	44.398	+0.715	16:37:17.576
8	44.723	+1.040	16:38:02.299
9	43.692	+0.009	16:38:45.991

(14) Karl Kristjan Soidla			
1	47.180	+3.468	16:31:50.328

Lap	Lap Tm	Diff	Time of Day
2	44.745	+1.033	16:32:35.073
3	1:51.353	+1:07.641	16:34:26.426
4	47.691	+3.979	16:35:14.117
5	1:30.735	+47.023	16:36:44.852
6	45.150	+1.438	16:37:30.002
7	44.352	+0.640	16:38:14.354
8	44.226	+0.514	16:38:58.580
9	2:17.726	+1:34.014	16:41:16.306
10	48.206	+4.494	16:42:04.512
11	43.712		16:42:48.224

(12) Mart Soo			
1	46.989	+3.220	16:31:50.596
2	44.737	+0.968	16:32:35.333
3	44.124	+0.355	16:33:19.457
4	44.135	+0.366	16:34:03.592
5	44.186	+0.417	16:34:47.778
6	44.130	+0.361	16:35:31.908
7	44.253	+0.484	16:36:16.161
8	43.769		16:36:59.930
9	44.303	+0.534	16:37:44.233
10	44.137	+0.368	16:38:28.370
11	44.271	+0.502	16:39:12.641
12	46.880	+3.111	16:39:59.521
13	43.865	+0.096	16:40:43.386
14	44.203	+0.434	16:41:27.589
15	43.935	+0.166	16:42:11.524
16	43.855	+0.086	16:42:55.379
17	43.865	+0.096	16:43:39.244
18	43.861	+0.092	16:44:23.105
19	44.971	+1.202	16:45:08.076

(69) Kairo Kivi			
1	46.998	+3.002	16:31:51.023
2	44.687	+0.691	16:32:35.710
3	44.352	+0.356	16:33:20.062
4	44.265	+0.269	16:34:04.327
5	44.053	+0.057	16:34:48.380
6	44.015	+0.019	16:35:32.395
7	44.062	+0.066	16:36:16.457
8	44.624	+0.628	16:37:01.081
9	44.120	+0.124	16:37:45.201
10	43.996		16:38:29.197
11	44.133	+0.137	16:39:13.330
12	44.002	+0.006	16:39:57.332
13	44.602	+0.606	16:40:41.934
14	44.010	+0.014	16:41:25.944
15	44.028	+0.032	16:42:09.972
16	44.141	+0.145	16:42:54.113
17	44.030	+0.034	16:43:38.143
18	44.424	+0.428	16:44:22.567

(16) Ermo Pihttö			
1	47.311	+2.815	16:31:58.118
2	44.931	+0.435	16:32:43.049
3	44.965	+0.469	16:33:28.014
4	45.390	+0.894	16:34:13.404
5	44.978	+0.482	16:34:58.382
6	1:47.036	+1:02.540	16:36:45.418
7	45.634	+1.138	16:37:31.052
8	44.834	+0.338	16:38:15.886
9	44.505	+0.009	16:39:00.391
10	44.496		16:39:44.887
11	44.878	+0.382	16:40:29.765
12	44.784	+0.288	16:41:14.549
13	45.049	+0.553	16:41:59.598



Eesti MV IV etapp kardispordis

Rotax Junior, Rotax Max

Aravete kardirada 1,001 Km

Rotax Junior, Rotax Max - vabatreening 7

2.07.2010 16:30

Practice started at 16:30:51

Lap	Lap Tm	Diff	Time of Day
14	44.521	+0.025	16:42:44.119
15	44.543	+0.047	16:43:28.662
16	45.661	+1.165	16:44:14.323

(50) Juuso Pykäläinen

1	47.497		16:31:50.120
---	---------------	--	--------------

Lap	Lap Tm	Diff	Time of Day
-----	--------	------	-------------

Lap	Lap Tm	Diff	Time of Day
-----	--------	------	-------------



Eesti MV IV etapp kardispordis

Sorted on Best Lap time

Rotax Junior, Rotax Max

Aravete kardirada 1,001 Km

Rotax Junior, Rotax Max - vabatreening 8

2.07.2010 17:30

Practice started at 17:32:05

Pos	No.	Name	Nat	Entrant/Race Team	Chassis	Engine	Tires	Best Tm	Diff	Gap	Laps	In Lap	Best Speed
1	3	Martin Rump	EST	AGS Racing	Zanardi	Rotax 125	Mojo	43.283			16	6	83,257
2	6	Cristen Laos	EST	ASSI Talvar Racing	Intrepid	Rotax 125	Mojo	43.348	0.065	0.065	17	11	83,132
3	4	Fred Joonas Alliksaar	EST	AGS Racing	Tony Kart	Rotax 125	Mojo	43.458	0.175	0.110	12	12	82,921
4	26	Jessica Bäckman	SWE	ASSI Talvar Racing	Intrepid	Rotax 125	Mojo	43.469	0.186	0.011	17	10	82,900
5	69	Kairo Kivi	EST	Sar-Tech Motorsport	CRG	Rotax 125	Mojo	43.643	0.360	0.174	17	10	82,570
6	19	Ralf Merilaht	EST	ASSI Talvar Racing	Intrepid	Rotax 125	Mojo	43.657	0.374	0.014	16	13	82,543
7	50	Juuso Pykäläinen	FIN	Kotka FK	Sodi	Rotax 125	Mojo	43.709	0.426	0.052	13	13	82,445
8	29	Andreas Bäckman	SWE	ASSI Talvar Racing	Intrepid	Rotax 125	Mojo	43.808	0.525	0.099	10	9	82,259



Eesti MV IV etapp kardispordis

Rotax Junior, Rotax Max

Aravete kardirada 1,001 Km

Rotax Junior, Rotax Max - vabatreening 8

2.07.2010 17:30

Practice started at 17:32:05

Lap	Lap Tm	Diff	Time of Day
(3) Martin Rump			
1	46.569	+3.286	17:33:50.211
2	43.784	+0.501	17:34:33.995
3	43.636	+0.353	17:35:17.631
4	43.644	+0.361	17:36:01.275
5	43.502	+0.219	17:36:44.777
6	43.283		17:37:28.060
7	43.364	+0.081	17:38:11.424
8	43.336	+0.053	17:38:54.760
9	43.491	+0.208	17:39:38.251
10	43.509	+0.226	17:40:21.760
11	43.402	+0.119	17:41:05.162
12	43.571	+0.288	17:41:48.733
13	43.674	+0.391	17:42:32.407
14	43.528	+0.245	17:43:15.935
15	43.508	+0.225	17:43:59.443
16	43.539	+0.256	17:44:42.982

Lap	Lap Tm	Diff	Time of Day
(6) Cristen Laos			
1	46.897	+3.549	17:33:21.813
2	44.127	+0.779	17:34:05.940
3	43.742	+0.394	17:34:49.682
4	43.525	+0.177	17:35:33.207
5	43.704	+0.356	17:36:16.911
6	43.439	+0.091	17:37:00.350
7	43.445	+0.097	17:37:43.795
8	43.661	+0.313	17:38:27.456
9	43.417	+0.069	17:39:10.873
10	43.397	+0.049	17:39:54.270
11	43.348		17:40:37.618
12	43.454	+0.106	17:41:21.072
13	43.792	+0.444	17:42:04.864
14	43.798	+0.450	17:42:48.662
15	43.390	+0.042	17:43:32.052
16	43.533	+0.185	17:44:15.585
17	45.458	+2.110	17:45:01.043

Lap	Lap Tm	Diff	Time of Day
(4) Fred Joonas Alliksaar			
1	53.726	+10.268	17:33:26.164
2	44.488	+1.030	17:34:10.652
3	43.883	+0.425	17:34:54.535
4	43.766	+0.308	17:35:38.301
5	43.585	+0.127	17:36:21.886
6	43.595	+0.137	17:37:05.481
7	44.063	+0.605	17:37:49.544
8	43.548	+0.090	17:38:33.092
9	43.516	+0.058	17:39:16.608
10	43.561	+0.103	17:40:00.169
11	43.491	+0.033	17:40:43.660
12	43.458		17:41:27.118

Lap	Lap Tm	Diff	Time of Day
(26) Jessica Bäckman			
1	46.671	+3.202	17:33:00.110
2	44.377	+0.908	17:33:44.487
3	44.480	+1.011	17:34:28.967
4	44.204	+0.735	17:35:13.171
5	43.885	+0.416	17:35:57.056
6	43.652	+0.183	17:36:40.708
7	43.560	+0.091	17:37:24.268
8	43.614	+0.145	17:38:07.882
9	43.521	+0.052	17:38:51.403
10	43.469		17:39:34.872
11	43.499	+0.030	17:40:18.371
12	43.677	+0.208	17:41:02.048
13	44.105	+0.636	17:41:46.153

Lap	Lap Tm	Diff	Time of Day
14	44.021	+0.552	17:42:30.174
15	43.931	+0.462	17:43:14.105
16	43.619	+0.150	17:43:57.724
17	44.007	+0.538	17:44:41.731

Lap	Lap Tm	Diff	Time of Day
(69) Kairo Kivi			
1	46.700	+3.057	17:33:01.873
2	44.363	+0.720	17:33:46.236
3	44.034	+0.391	17:34:30.270
4	44.558	+0.915	17:35:14.828
5	44.636	+0.993	17:35:59.464
6	43.881	+0.238	17:36:43.345
7	43.748	+0.105	17:37:27.093
8	43.728	+0.085	17:38:10.821
9	43.648	+0.005	17:38:54.469
10	43.643		17:39:38.112
11	44.377	+0.734	17:40:22.489
12	43.741	+0.098	17:41:06.230
13	43.701	+0.058	17:41:49.931
14	43.740	+0.097	17:42:33.671
15	43.860	+0.217	17:43:17.531
16	44.097	+0.454	17:44:01.628
17	43.926	+0.283	17:44:45.554

Lap	Lap Tm	Diff	Time of Day
(19) Ralf Merilaht			
1	47.456	+3.799	17:33:52.157
2	44.354	+0.697	17:34:36.511
3	44.116	+0.459	17:35:20.627
4	44.022	+0.365	17:36:04.649
5	44.081	+0.424	17:36:48.730
6	44.362	+0.705	17:37:33.092
7	44.805	+1.148	17:38:17.897
8	43.885	+0.228	17:39:01.782
9	43.991	+0.334	17:39:45.773
10	43.936	+0.279	17:40:29.709
11	43.706	+0.049	17:41:13.415
12	43.795	+0.138	17:41:57.210
13	43.657		17:42:40.867
14	43.918	+0.261	17:43:24.785
15	43.857	+0.200	17:44:08.642
16	44.106	+0.449	17:44:52.748

Lap	Lap Tm	Diff	Time of Day
(50) Juuso Pykäläinen			
1	48.243	+4.534	17:36:11.184
2	44.248	+0.539	17:36:55.432
3	44.200	+0.491	17:37:39.632
4	44.058	+0.349	17:38:23.690
5	44.052	+0.343	17:39:07.742
6	43.920	+0.211	17:39:51.662
7	43.794	+0.085	17:40:35.456
8	44.548	+0.839	17:41:20.004
9	45.215	+1.506	17:42:05.219
10	45.312	+1.603	17:42:50.531
11	44.369	+0.660	17:43:34.900
12	43.943	+0.234	17:44:18.843
13	43.709		17:45:02.552

Lap	Lap Tm	Diff	Time of Day
(29) Andreas Bäckman			
1	47.004	+3.196	17:33:01.329
2	44.409	+0.601	17:33:45.738
3	43.941	+0.133	17:34:29.679
4	44.160	+0.352	17:35:13.839
5	43.874	+0.066	17:35:57.713
6	44.135	+0.327	17:36:41.848
7	43.906	+0.098	17:37:25.754
8	43.812	+0.004	17:38:09.566



Eesti MV IV etapp kardisporis

Sorted on Best Lap time

Rotax Junior, Rotax Max

Aravete kardirada 1,001 Km

Rotax Junior - warm up

3.07.2010 09:30

Practice started at 9:36:44

Pos	No.	Name	Nat	Entrant/Race Team	Chassis	Engine	Tires	Best Tm	Diff	Gap	Laps	In Lap	Best Speed
1	2	Tristan Viidas	EST	Aix Racing Team	Kosmic	Rotax 125	Mojo	43.277			11	10	83,268
2	4	Fred Joonas Alliksaar	EST	AGS Racing	Tony Kart	Rotax 125	Mojo	43.469	0.192	0.192	9	9	82,900
3	14	Karl Kristjan Soidla	EST	Aix Racing Team	Tony Kart	Rotax 125	Mojo	43.553	0.276	0.084	11	10	82,741
4	11	Kristjan Salvet	EST	AGS Racing	Zanardi	Rotax 125	Mojo	43.627	0.350	0.074	11	11	82,600
5	3	Martin Rump	EST	AGS Racing	Zanardi	Rotax 125	Mojo	43.654	0.377	0.027	11	9	82,549
6	26	Jessica Bäckman	SWE	ASSI Talvar Racing	Intrepid	Rotax 125	Mojo	43.661	0.384	0.007	11	11	82,536
7	29	Andreas Bäckman	SWE	ASSI Talvar Racing	Intrepid	Rotax 125	Mojo	43.839	0.562	0.178	11	11	82,201
8	69	Kairo Kivi	EST	Sar-Tech Motorsport	CRG	Rotax 125	Mojo	43.902	0.625	0.063	11	9	82,083
9	34	Conrad Hildebrand	SWE	SMK Västeras Karting	Tony Kart	Rotax 125	Mojo	43.960	0.683	0.058	11	11	81,975
10	12	Mart Soo	EST	AGS Racing	Zanardi	Rotax 125	Mojo	43.966	0.689	0.006	11	10	81,963
11	50	Juuso Pykäläinen	FIN	Kotka FK	Sodi	Rotax 125	Mojo	44.066	0.789	0.100	11	7	81,777
12	19	Ralf Merilaht	EST	ASSI Talvar Racing	Intrepid	Rotax 125	Mojo	44.124	0.847	0.058	10	6	81,670
13	16	Ermo Pihitjõe	EST	Aix Racing Team	Tony Kart	Rotax 125	Mojo	44.162	0.885	0.038	11	10	81,600
14	13	Kristin Liiksaar	EST	AGS Racing	Zanardi	Rotax 125	Mojo	45.526	2.249	1.364	10	9	79,155



Eesti MV IV etapp kardisportis

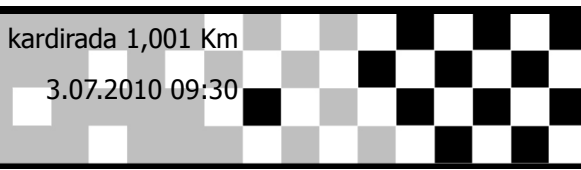
Rotax Junior, Rotax Max

Aravete kardirada 1,001 Km

Rotax Junior - warm up

3.07.2010 09:30

Practice started at 9:36:44



Lap	Lap Tm	Diff	Time of Day
(2) Tristan Viidas			
1	45.809	+2.532	9:37:33.307
2	43.938	+0.661	9:38:17.245
3	43.578	+0.301	9:39:00.823
4	43.576	+0.299	9:39:44.399
5	43.470	+0.193	9:40:27.869
6	43.456	+0.179	9:41:11.325
7	43.381	+0.104	9:41:54.706
8	43.451	+0.174	9:42:38.157
9	43.337	+0.060	9:43:21.494
10	43.277		9:44:04.771
11	43.408	+0.131	9:44:48.179

Lap	Lap Tm	Diff	Time of Day
(4) Fred Joonas Alliksaar			
1	47.082	+3.613	9:37:44.180
2	44.898	+1.429	9:38:29.078
3	44.419	+0.950	9:39:13.497
4	43.732	+0.263	9:39:57.229
5	43.695	+0.226	9:40:40.924
6	1:23.137	+39.668	9:42:04.061
7	45.192	+1.723	9:42:49.253
8	43.759	+0.290	9:43:33.012
9	43.469		9:44:16.481

Lap	Lap Tm	Diff	Time of Day
(14) Karl Kristjan Soidla			
1	54.120	+10.567	9:37:45.338
2	47.744	+4.191	9:38:33.082
3	44.691	+1.138	9:39:17.773
4	44.522	+0.969	9:40:02.295
5	44.035	+0.482	9:40:46.330
6	43.951	+0.398	9:41:30.281
7	43.851	+0.298	9:42:14.132
8	43.884	+0.331	9:42:58.016
9	44.159	+0.606	9:43:42.175
10	43.553		9:44:25.728
11	43.662	+0.109	9:45:09.390

Lap	Lap Tm	Diff	Time of Day
(11) Kristjan Salvat			
1	46.742	+3.115	9:37:34.635
2	44.586	+0.959	9:38:19.221
3	44.227	+0.600	9:39:03.448
4	44.153	+0.526	9:39:47.601
5	44.235	+0.608	9:40:31.836
6	44.252	+0.625	9:41:16.088
7	43.947	+0.320	9:42:00.035
8	43.871	+0.244	9:42:43.906
9	44.757	+1.130	9:43:28.663
10	43.918	+0.291	9:44:12.581
11	43.627		9:44:56.208

Lap	Lap Tm	Diff	Time of Day
(3) Martin Rump			
1	47.263	+3.609	9:37:39.316
2	44.332	+0.678	9:38:23.648
3	43.923	+0.269	9:39:07.571
4	43.941	+0.287	9:39:51.512
5	43.665	+0.011	9:40:35.177
6	43.708	+0.054	9:41:18.885
7	43.789	+0.135	9:42:02.674
8	43.843	+0.189	9:42:46.517
9	43.654		9:43:30.171
10	43.762	+0.108	9:44:13.933
11	43.689	+0.035	9:44:57.622

Lap	Lap Tm	Diff	Time of Day
(26) Jessica Bäckman			
1	46.738	+3.077	9:37:36.175

Lap	Lap Tm	Diff	Time of Day
2	44.674	+1.013	9:38:20.849
3	1:07.459	+23.798	9:39:28.308
4	44.027	+0.366	9:40:12.335
5	44.105	+0.444	9:40:56.440
6	43.798	+0.137	9:41:40.238
7	44.456	+0.795	9:42:24.694
8	43.922	+0.261	9:43:08.616
9	43.865	+0.204	9:43:52.481
10	43.700	+0.039	9:44:36.181
11	43.661		9:45:19.842

Lap	Lap Tm	Diff	Time of Day
(29) Andreas Bäckman			
1	46.323	+2.484	9:37:35.039
2	44.367	+0.528	9:38:19.406
3	44.475	+0.636	9:39:03.881
4	43.918	+0.079	9:39:47.799
5	44.275	+0.436	9:40:32.074
6	44.183	+0.344	9:41:16.257
7	44.186	+0.347	9:42:00.443
8	43.956	+0.117	9:42:44.399
9	43.912	+0.073	9:43:28.311
10	43.867	+0.028	9:44:12.178
11	43.839		9:44:56.017

Lap	Lap Tm	Diff	Time of Day
(69) Kairo Kivi			
1	48.617	+4.715	9:37:40.149
2	44.879	+0.977	9:38:25.028
3	44.615	+0.713	9:39:09.643
4	44.122	+0.220	9:39:53.765
5	44.123	+0.221	9:40:37.888
6	44.003	+0.101	9:41:21.891
7	44.070	+0.168	9:42:05.961
8	44.074	+0.172	9:42:50.035
9	43.902		9:43:33.937
10	43.928	+0.026	9:44:17.865
11	44.114	+0.212	9:45:01.979

Lap	Lap Tm	Diff	Time of Day
(34) Conrad Hildebrand			
1	46.957	+2.997	9:37:36.562
2	44.376	+0.416	9:38:20.938
3	44.512	+0.552	9:39:05.450
4	44.284	+0.324	9:39:49.734
5	44.299	+0.339	9:40:34.033
6	44.284	+0.324	9:41:18.317
7	44.238	+0.278	9:42:02.555
8	44.673	+0.713	9:42:47.228
9	44.395	+0.435	9:43:31.623
10	44.188	+0.228	9:44:15.811
11	43.960		9:44:59.771

Lap	Lap Tm	Diff	Time of Day
(12) Mart Soo			
1	48.987	+5.021	9:37:41.357
2	44.775	+0.809	9:38:26.132
3	44.647	+0.681	9:39:10.779
4	44.302	+0.336	9:39:55.081
5	44.284	+0.318	9:40:39.365
6	44.249	+0.283	9:41:23.614
7	44.205	+0.239	9:42:07.819
8	44.184	+0.218	9:42:52.003
9	44.143	+0.177	9:43:36.146
10	43.966		9:44:20.112
11	44.216	+0.250	9:45:04.328

Lap	Lap Tm	Diff	Time of Day
(50) Juuso Pykäläinen			
1	48.585	+4.519	9:37:42.469
2	47.001	+2.935	9:38:29.470

Lap	Lap Tm	Diff	Time of Day
3	44.581	+0.515	9:39:14.051
4	44.509	+0.443	9:39:58.560
5	44.493	+0.427	9:40:43.053
6	44.114	+0.048	9:41:27.167
7	44.066		9:42:11.233
8	45.041	+0.975	9:42:56.274
9	44.197	+0.131	9:43:40.471
10	44.067	+0.001	9:44:24.538
11	44.127	+0.061	9:45:08.665

Lap	Lap Tm	Diff	Time of Day
(19) Ralf Merilaht			
1	51.556	+7.432	9:37:42.075
2	1:01.769	+17.645	9:38:43.844
3	45.659	+1.535	9:39:29.503
4	44.917	+0.793	9:40:14.420
5	44.472	+0.348	9:40:58.892
6	44.124		9:41:43.016
7	44.391	+0.267	9:42:27.407
8	44.443	+0.319	9:43:11.850
9	49.663	+5.539	9:44:01.513
10	44.538	+0.414	9:44:46.051

Lap	Lap Tm	Diff	Time of Day
(16) Ermo Pihitjõe			
1	49.303	+5.141	9:37:42.271
2	45.873	+1.711	9:38:28.144
3	45.720	+1.558	9:39:13.864
4	44.493	+0.331	9:39:58.357
5	45.064	+0.902	9:40:43.421
6	44.932	+0.770	9:41:28.353
7	44.725	+0.563	9:42:13.078
8	44.537	+0.375	9:42:57.615
9	44.821	+0.659	9:43:42.436
10	44.162		9:44:26.598
11	44.738	+0.576	9:45:11.336

Lap	Lap Tm	Diff	Time of Day
(13) Kristin Liiksaar			
1	49.905	+4.379	9:37:48.806
2	46.955	+1.429	9:38:35.761
3	46.567	+1.041	9:39:22.328
4	46.024	+0.498	9:40:08.352
5	45.855	+0.329	9:40:54.207
6	45.637	+0.111	9:41:39.844
7	46.359	+0.833	9:42:26.203
8	45.546	+0.020	9:43:11.749
9	45.526		9:43:57.275
10	45.619	+0.093	9:44:42.894



Eesti MV IV etapp kardisporis

Sorted on Best Lap time

Rotax Junior, Rotax Max

Aravete kardirada 1,001 Km

Rotax Junior - kvalifikatsioon

3.07.2010 11:15

Qualifying started at 11:14:46

Pos	No.	Name	Nat	Entrant/Race Team	Chassis	Engine	Tires	Best Tm	Diff	Gap	Laps	In Lap	Best Speed
1	2	Tristan Viidas	EST	Aix Racing Team	Kosmic	Rotax 125	Mojo	42.874			9	6	84,051
2	14	Karl Kristjan Soidla	EST	Aix Racing Team	Tony Kart	Rotax 125	Mojo	43.260	0.386	0.386	10	4	83,301
3	12	Mart Soo	EST	AGS Racing	Zanardi	Rotax 125	Mojo	43.334	0.460	0.074	14	7	83,159
4	11	Kristjan Salvat	EST	AGS Racing	Zanardi	Rotax 125	Mojo	43.353	0.479	0.019	13	9	83,122
5	3	Martin Rump	EST	AGS Racing	Zanardi	Rotax 125	Mojo	43.360	0.486	0.007	11	4	83,109
6	34	Conrad Hildebrand	SWE	SMK Västeras Karting	Tony Kart	Rotax 125	Mojo	43.373	0.499	0.013	14	11	83,084
7	4	Fred Joonas Alliksaar	EST	AGS Racing	Tony Kart	Rotax 125	Mojo	43.379	0.505	0.006	11	11	83,072
8	69	Kairo Kivi	EST	Sar-Tech Motorsport	CRG	Rotax 125	Mojo	43.443	0.569	0.064	14	10	82,950
9	26	Jessica Bäckman	SWE	ASSI Talvar Racing	Intrepid	Rotax 125	Mojo	43.446	0.572	0.003	14	14	82,944
10	29	Andreas Bäckman	SWE	ASSI Talvar Racing	Intrepid	Rotax 125	Mojo	43.505	0.631	0.059	14	5	82,832
11	7	Patrik Lumiste	SWE	SMK Västeras Karting	CRG	Rotax 125	Mojo	43.511	0.637	0.006	14	10	82,820
12	50	Juuso Pykäläinen	FIN	Kotka FK	Sodi	Rotax 125	Mojo	43.571	0.697	0.060	14	4	82,706
13	19	Ralf Merilaht	EST	ASSI Talvar Racing	Intrepid	Rotax 125	Mojo	43.735	0.861	0.164	14	12	82,396
14	16	Ermo Pihtjõe	EST	Aix Racing Team	Tony Kart	Rotax 125	Mojo	44.032	1.158	0.297	14	8	81,840
15	13	Kristin Liiksaar	EST	AGS Racing	Zanardi	Rotax 125	Mojo	44.273	1.399	0.241	7	6	81,395



Eesti MV IV etapp kardisporid

Rotax Junior, Rotax Max

Aravete kardirada 1,001 Km

Rotax Junior - kvalifikatsioon

3.07.2010 11:15

Qualifying started at 11:14:46

Lap	Lap Tm	Diff	Time of Day
(2) Tristan Viidas			
1	45.064	+2.190	11:15:34.216
2	43.319	+0.445	11:16:17.535
3	43.066	+0.192	11:17:00.601
4	42.938	+0.064	11:17:43.539
5	42.939	+0.065	11:18:26.478
6	42.874		11:19:09.352
7	42.956	+0.082	11:19:52.308
8	43.032	+0.158	11:20:35.340
9	43.142	+0.268	11:21:18.482

Lap	Lap Tm	Diff	Time of Day
(14) Karl Kristjan Soidla			
1	47.434	+4.174	11:15:44.474
2	43.911	+0.651	11:16:28.385
3	43.662	+0.402	11:17:12.047
4	43.260		11:17:55.307
5	43.275	+0.015	11:18:38.582
6	43.919	+0.659	11:19:22.501
7	46.756	+3.496	11:20:09.257
8	43.392	+0.132	11:20:52.649
9	43.396	+0.136	11:21:36.045
10	43.278	+0.018	11:22:19.323

Lap	Lap Tm	Diff	Time of Day
(12) Mart Soo			
1	46.005	+2.671	11:15:39.898
2	43.901	+0.567	11:16:23.799
3	43.421	+0.087	11:17:07.220
4	43.574	+0.240	11:17:50.794
5	49.556	+6.222	11:18:40.350
6	43.619	+0.285	11:19:23.969
7	43.334		11:20:07.303
8	43.959	+0.625	11:20:51.262
9	43.573	+0.239	11:21:34.835
10	43.468	+0.134	11:22:18.303
11	43.439	+0.105	11:23:01.742
12	43.589	+0.255	11:23:45.331
13	43.553	+0.219	11:24:28.884
14	43.653	+0.319	11:25:12.537

Lap	Lap Tm	Diff	Time of Day
(11) Kristjan Salvat			
1	46.936	+3.583	11:15:37.561
2	44.357	+1.004	11:16:21.918
3	43.845	+0.492	11:17:05.763
4	44.947	+1.594	11:17:50.710
5	45.333	+1.980	11:18:36.043
6	43.605	+0.252	11:19:19.648
7	43.393	+0.040	11:20:03.041
8	43.494	+0.141	11:20:46.535
9	43.353		11:21:29.888
10	43.540	+0.187	11:22:13.428
11	43.446	+0.093	11:22:56.874
12	43.751	+0.398	11:23:40.625
13	44.460	+1.107	11:24:25.085

Lap	Lap Tm	Diff	Time of Day
(3) Martin Rump			
1	46.298	+2.938	11:17:37.543
2	43.485	+0.125	11:18:21.028
3	43.427	+0.067	11:19:04.455
4	43.360		11:19:47.815
5	43.362	+0.002	11:20:31.177
6	43.618	+0.258	11:21:14.795
7	43.605	+0.245	11:21:58.400
8	43.375	+0.015	11:22:41.775
9	43.557	+0.197	11:23:25.332
10	45.192	+1.832	11:24:10.524

Lap	Lap Tm	Diff	Time of Day
(34) Conrad Hildebrand			
1	46.340	+2.967	11:15:38.387
2	44.104	+0.731	11:16:22.491
3	43.432	+0.059	11:17:05.923
4	45.346	+1.973	11:17:51.269
5	43.505	+0.132	11:18:34.774
6	43.632	+0.259	11:19:18.406
7	43.612	+0.239	11:20:02.018
8	43.635	+0.262	11:20:45.653
9	43.901	+0.528	11:21:29.554
10	44.105	+0.732	11:22:13.659
11	43.373		11:22:57.032
12	43.786	+0.413	11:23:40.818
13	43.659	+0.286	11:24:24.477
14	43.710	+0.337	11:25:08.187

Lap	Lap Tm	Diff	Time of Day
(4) Fred Joonas Alliksaar			
1	46.885	+3.506	11:16:05.806
2	44.210	+0.831	11:16:50.016
3	43.681	+0.302	11:17:33.697
4	43.431	+0.052	11:18:17.128
5	43.447	+0.068	11:19:00.575
6	43.381	+0.002	11:19:43.956
7	43.518	+0.139	11:20:27.474
8	43.420	+0.041	11:21:10.894
9	43.586	+0.207	11:21:54.480
10	43.443	+0.064	11:22:37.923
11	43.379		11:23:21.302

Lap	Lap Tm	Diff	Time of Day
(69) Kairo Kivi			
1	46.149	+2.706	11:15:38.986
2	44.151	+0.708	11:16:23.137
3	43.795	+0.352	11:17:06.932
4	43.733	+0.290	11:17:50.665
5	43.851	+0.408	11:18:34.516
6	48.779	+5.336	11:19:23.295
7	43.568	+0.125	11:20:06.863
8	46.465	+3.022	11:20:53.328
9	43.581	+0.138	11:21:36.909
10	43.443		11:22:20.352
11	43.620	+0.177	11:23:03.972
12	43.571	+0.128	11:23:47.543
13	43.598	+0.155	11:24:31.141
14	43.530	+0.087	11:25:14.671

Lap	Lap Tm	Diff	Time of Day
(26) Jessica Bäckman			
1	55.394	+11.948	11:15:55.848
2	45.280	+1.834	11:16:41.128
3	44.010	+0.564	11:17:25.138
4	43.537	+0.091	11:18:08.675
5	43.509	+0.063	11:18:52.184
6	43.490	+0.044	11:19:35.674
7	43.507	+0.061	11:20:19.181
8	43.706	+0.260	11:21:02.887
9	43.473	+0.027	11:21:46.360
10	43.586	+0.140	11:22:29.946
11	43.884	+0.438	11:23:13.830
12	43.600	+0.154	11:23:57.430
13	43.511	+0.065	11:24:40.941
14	43.446		11:25:24.387

Lap	Lap Tm	Diff	Time of Day
(29) Andreas Bäckman			
1	46.663	+3.158	11:15:48.616
2	44.113	+0.608	11:16:32.729

Lap	Lap Tm	Diff	Time of Day
3	44.635	+1.130	11:17:17.364
4	44.199	+0.694	11:18:01.563
5	43.505		11:18:45.068
6	43.538	+0.033	11:19:28.606
7	43.559	+0.054	11:20:12.165
8	43.628	+0.123	11:20:55.793
9	43.604	+0.099	11:21:39.397
10	43.560	+0.055	11:22:22.957
11	43.528	+0.023	11:23:06.485
12	43.801	+0.296	11:23:50.286
13	43.611	+0.106	11:24:33.897
14	43.643	+0.138	11:25:17.540

Lap	Lap Tm	Diff	Time of Day
(7) Patrik Lumiste			
1	46.568	+3.057	11:15:41.190
2	44.220	+0.709	11:16:25.410
3	43.844	+0.333	11:17:09.254
4	43.757	+0.246	11:17:53.011
5	43.622	+0.111	11:18:36.633
6	46.317	+2.806	11:19:22.950
7	43.594	+0.083	11:20:06.544
8	47.430	+3.919	11:20:53.974
9	44.168	+0.657	11:21:38.142
10	43.511		11:22:21.653
11	43.927	+0.416	11:23:05.580
12	45.132	+1.621	11:23:50.712
13	43.514	+0.003	11:24:34.226
14	43.929	+0.418	11:25:18.155

Lap	Lap Tm	Diff	Time of Day
(50) Juuso Pykäläinen			
1	47.126	+3.555	11:15:42.988
2	44.295	+0.724	11:16:27.283
3	43.694	+0.123	11:17:10.977
4	43.571		11:17:54.548
5	43.624	+0.053	11:18:38.172
6	44.054	+0.483	11:19:22.226
7	43.667	+0.096	11:20:05.893
8	43.704	+0.133	11:20:49.597
9	43.914	+0.343	11:21:33.511
10	43.802	+0.231	11:22:17.313
11	43.655	+0.084	11:23:00.968
12	43.721	+0.150	11:23:44.689
13	43.838	+0.267	11:24:28.527
14	43.837	+0.266	11:25:12.364

Lap	Lap Tm	Diff	Time of Day
(19) Ralf Merilaht			
1	47.900	+4.165	11:15:50.089
2	44.377	+0.642	11:16:34.466
3	44.030	+0.295	11:17:18.496
4	44.077	+0.342	11:18:02.573
5	43.930	+0.195	11:18:46.503
6	44.057	+0.322	11:19:30.560
7	43.778	+0.043	11:20:14.338
8	44.082	+0.347	11:20:58.420
9	44.020	+0.285	11:21:42.440
10	44.062	+0.327	11:22:26.502
11	44.056	+0.321	11:23:10.558
12	43.735		11:23:54.293
13	43.979	+0.244	11:24:38.272
14	43.783	+0.048	11:25:22.055

Lap	Lap Tm	Diff	Time of Day
(16) Ermo Pihitjõe			
1	47.355	+3.323	11:15:50.376
2	44.387	+0.355	11:16:34.763
3	44.423	+0.391	11:17:19.186
4	44.833	+0.801	11:18:04.019



Eesti MV IV etapp kardisporis

Rotax Junior, Rotax Max

Aravete kardirada 1,001 Km

Rotax Junior - kvalifikatsioon

3.07.2010 11:15

Qualifying started at 11:14:46

Lap	Lap Tm	Diff	Time of Day
5	44.166	+0.134	11:18:48.185
6	44.360	+0.328	11:19:32.545
7	44.183	+0.151	11:20:16.728
8	44.032		11:21:00.760
9	44.200	+0.168	11:21:44.960
10	44.421	+0.389	11:22:29.381
11	44.869	+0.837	11:23:14.250
12	44.139	+0.107	11:23:58.389
13	44.266	+0.234	11:24:42.655
14	44.764	+0.732	11:25:27.419

(13) Kristin Liiksaar

1	45.262	+0.989	11:20:42.922
2	44.530	+0.257	11:21:27.452
3	44.439	+0.166	11:22:11.891
4	44.411	+0.138	11:22:56.302
5	45.150	+0.877	11:23:41.452
6	44.273		11:24:25.725
7	45.661	+1.388	11:25:11.386

Lap	Lap Tm	Diff	Time of Day
-----	--------	------	-------------

Lap	Lap Tm	Diff	Time of Day
-----	--------	------	-------------



Eesti MV IV etapp kardisporis


Rotax Junior, Rotax Max

Aravete kardirada 1,001 Km

Rotax Junior - kvalifikatsioon

3.07.2010 11:15

Qualifying started at 11:14:46



POLE POSITION

Rolling Start

- 1
- 2
- 3
- 4
- 5
- 6
- 7
- 8

1	2 Tristan Viidas 42.874 Kosmic
2	3 12 Mart Soo 43.334 Zanardi
3	5 3 Martin Rump 43.360 Zanardi
4	7 4 Fred Joonas Alliksaar 43.379 Tony Kart
5	9 26 Jessica Bäckman 43.446 Intrepid
6	11 7 Patrik Lumiste 43.511 CRG
7	13 19 Ralf Merilaht 43.735 Intrepid
8	15 13 Kristin Liiksaar 44.273 Zanardi

2	14 Karl Kristjan Soidla 43.260 Tony Kart
4	11 Kristjan Salvet 43.353 Zanardi
6	34 Conrad Hildebrand 43.373 Tony Kart
8	69 Kairo Kivi 43.443 CRG
10	29 Andreas Bäckman 43.505 Intrepid
12	50 Juuso Pykäläinen 43.571 Sodi
14	16 Ermo Pihjtjõe 44.032 Tony Kart



Eesti MV IV etapp kardispordis

Sorted on Laps

Rotax Junior, Rotax Max

Aravete kardirada 1,001 Km

Rotax Junior - eelfinaal race

3.07.2010 13:45

Race (16 Laps) started at 13:51:39

Pos	No.	Name	Nat	Entrant/Race Team	Chassis	Engine	Tires	Laps	Total Tm	Diff	Gap	Best Tm	Best Speed	Poin
1	2	Tristan Viidas	EST	Aix Racing Team	Kosmic	Rotax 12!	Mojo	16	11:40.987			43.324	83,178	15
2	3	Martin Rump	EST	AGS Racing	Zanardi	Rotax 12!	Mojo	16	11:43.453	2.466	2.466	43.601	82,649	12
3	14	Karl Kristjan Soidla	EST	Aix Racing Team	Tony Kart	Rotax 12!	Mojo	16	11:43.638	2.651	0.185	43.538	82,769	10
4	69	Kairo Kivi	EST	Sar-Tech Motorsport	CRG	Rotax 12!	Mojo	16	11:46.376	5.389	2.738	43.632	82,591	9
5	4	Fred Joonas Alliksaar	EST	AGS Racing	Tony Kart	Rotax 12!	Mojo	16	11:46.847	5.860	0.471	43.539	82,767	8
6	11	Kristjan Salvet	EST	AGS Racing	Zanardi	Rotax 12!	Mojo	16	11:49.186	8.199	2.339	43.720	82,425	7
7	34	Conrad Hildebrand	SWE	SMK Västeras Karting	Tony Kart	Rotax 12!	Mojo	16	11:51.100	10.113	1.914	43.712	82,440	6
8	7	Patrik Lumiste	SWE	SMK Västeras Karting	CRG	Rotax 12!	Mojo	16	11:51.249	10.262	0.149	43.777	82,317	0
9	29	Andreas Bäckman	SWE	ASSI Talvar Racing	Intrepid	Rotax 12!	Mojo	16	11:51.367	10.380	0.118	43.787	82,298	5
10	26	Jessica Bäckman	SWE	ASSI Talvar Racing	Intrepid	Rotax 12!	Mojo	16	11:51.521	10.534	0.154	43.757	82,355	4
11	19	Ralf Merilaht	EST	ASSI Talvar Racing	Intrepid	Rotax 12!	Mojo	16	11:52.141	11.154	0.620	43.883	82,118	3
12	50	Juuso Pykäläinen	FIN	Kotka FK	Sodi	Rotax 12!	Mojo	16	11:52.311	11.324	0.170	43.883	82,118	2
13	16	Ermo Pihitjõe	EST	Aix Racing Team	Tony Kart	Rotax 12!	Mojo	16	11:54.413	13.426	2.102	44.019	81,865	1
14	13	Kristin Liiksaar	EST	AGS Racing	Zanardi	Rotax 12!	Mojo	16	12:01.547	20.560	7.134	44.316	81,316	0

Not classified

DNS	12	Mart Soo	EST	AGS Racing	Zanardi	Rotax 12!	Mojo		0.000	DNS	l6 Laps			- 0
-----	----	----------	-----	------------	---------	-----------	------	--	-------	-----	---------	--	--	-----

Margin of Victory	Avg. Speed	Best Lap Tm	Best Speed	Best Lap by
2.466	82,252	43.324	83,178	2 - Tristan Viidas

<http://www.autosport.ee/kart>

<http://autosport.mylaps.com>

Orbits

Peakohtunik: Heikki Hõbemägi

Peaajamõõtja: Asper Leppik

Peasekretär: Merle Niglas

Printed: 4.07.2010 9:32:49





Eesti MV IV etapp kardispordis

Rotax Junior, Rotax Max

Aravete kardirada 1,001 Km

Rotax Junior - eelfinaal race

3.07.2010 13:45

Race (16 Laps) started at 13:51:39

Lap	Lap Tm	Diff	Time of Day
(2) Tristan Viidas			
1	46.556	+3.232	13:52:26.004
2	44.077	+0.753	13:53:10.081
3	43.907	+0.583	13:53:53.988
4	43.723	+0.399	13:54:37.711
5	43.609	+0.285	13:55:21.320
6	43.614	+0.290	13:56:04.934
7	44.465	+1.141	13:56:49.399
8	43.544	+0.220	13:57:32.943
9	43.479	+0.155	13:58:16.422
10	43.566	+0.242	13:58:59.988
11	43.429	+0.105	13:59:43.417
12	43.324		14:00:26.741
13	43.399	+0.075	14:01:10.140
14	43.342	+0.018	14:01:53.482
15	43.475	+0.151	14:02:36.957
16	43.398	+0.074	14:03:20.355

(3) Martin Rump			
1	46.319	+2.718	13:52:25.909
2	44.526	+0.925	13:53:10.435
3	43.741	+0.140	13:53:54.176
4	43.855	+0.254	13:54:38.031
5	43.691	+0.090	13:55:21.722
6	43.732	+0.131	13:56:05.454
7	44.266	+0.665	13:56:49.720
8	43.664	+0.063	13:57:33.384
9	43.601		13:58:16.985
10	43.615	+0.014	13:59:00.600
11	43.670	+0.069	13:59:44.270
12	43.672	+0.071	14:00:27.942
13	43.684	+0.083	14:01:11.626
14	43.734	+0.133	14:01:55.360
15	43.669	+0.068	14:02:39.029
16	43.792	+0.191	14:03:22.821

(14) Karl Kristjan Soidla			
1	45.727	+2.189	13:52:25.095
2	44.778	+1.240	13:53:09.873
3	43.960	+0.422	13:53:53.833
4	43.757	+0.219	13:54:37.590
5	43.585	+0.047	13:55:21.175
6	43.654	+0.116	13:56:04.829
7	45.065	+1.527	13:56:49.894
8	43.700	+0.162	13:57:33.594
9	43.538		13:58:17.132
10	43.764	+0.226	13:59:00.896
11	43.589	+0.051	13:59:44.485
12	43.665	+0.127	14:00:28.150
13	43.624	+0.086	14:01:11.774
14	43.802	+0.264	14:01:55.576
15	43.739	+0.201	14:02:39.315
16	43.691	+0.153	14:03:23.006

(69) Kairo Kivi			
1	46.664	+3.032	13:52:26.625
2	44.607	+0.975	13:53:11.232
3	44.078	+0.446	13:53:55.310
4	43.945	+0.313	13:54:39.255
5	44.337	+0.705	13:55:23.592
6	43.871	+0.239	13:56:07.463
7	43.788	+0.156	13:56:51.251
8	43.775	+0.143	13:57:35.026
9	44.083	+0.451	13:58:19.109
10	43.788	+0.156	13:59:02.897

11	43.656	+0.024	13:59:46.553
12	43.776	+0.144	14:00:30.329
13	43.821	+0.189	14:01:14.150
14	43.712	+0.080	14:01:57.862
15	43.632		14:02:41.494
16	44.250	+0.618	14:03:25.744

(4) Fred Joonas Alliksaar			
1	47.489	+3.950	13:52:27.233
2	45.017	+1.478	13:53:12.250
3	43.893	+0.354	13:53:56.143
4	43.977	+0.438	13:54:40.120
5	44.316	+0.777	13:55:24.436
6	43.662	+0.123	13:56:08.098
7	43.662	+0.123	13:56:51.760
8	43.610	+0.071	13:57:35.370
9	44.098	+0.559	13:58:19.468
10	44.327	+0.788	13:59:03.795
11	43.646	+0.107	13:59:47.441
12	43.550	+0.011	14:00:30.991
13	43.589	+0.050	14:01:14.580
14	43.539		14:01:58.119
15	43.545	+0.006	14:02:41.664
16	44.551	+1.012	14:03:26.215

(11) Kristjan Salvet			
1	47.474	+3.754	13:52:26.961
2	44.492	+0.772	13:53:11.453
3	44.295	+0.575	13:53:55.748
4	43.731	+0.011	13:54:39.479
5	44.285	+0.565	13:55:23.764
6	43.910	+0.190	13:56:07.674
7	43.815	+0.095	13:56:51.489
8	43.742	+0.022	13:57:35.231
9	44.146	+0.426	13:58:19.377
10	45.564	+1.844	13:59:04.941
11	43.999	+0.279	13:59:48.940
12	43.824	+0.104	14:00:32.764
13	44.244	+0.524	14:01:17.008
14	44.050	+0.330	14:02:01.058
15	43.776	+0.056	14:02:44.834
16	43.720		14:03:28.554

(34) Conrad Hildebrand			
1	47.370	+3.658	13:52:27.121
2	44.474	+0.762	13:53:11.595
3	44.290	+0.578	13:53:55.885
4	44.150	+0.438	13:54:40.035
5	44.592	+0.880	13:55:24.627
6	43.972	+0.260	13:56:08.599
7	43.804	+0.092	13:56:52.403
8	43.910	+0.198	13:57:36.313
9	43.970	+0.258	13:58:20.283
10	44.506	+0.794	13:59:04.789
11	43.949	+0.237	13:59:48.738
12	43.712		14:00:32.450
13	44.464	+0.752	14:01:16.914
14	44.455	+0.743	14:02:01.369
15	43.934	+0.222	14:02:45.303
16	45.165	+1.453	14:03:30.468

(7) Patrik Lumiste			
1	47.983	+4.206	13:52:28.180
2	44.562	+0.785	13:53:12.742
3	44.282	+0.505	13:53:57.024
4	44.013	+0.236	13:54:41.037

5	43.777		13:55:24.814
6	44.107	+0.330	13:56:08.921
7	43.903	+0.126	13:56:52.824
8	43.913	+0.136	13:57:36.737
9	44.029	+0.252	13:58:20.766
10	44.398	+0.621	13:59:05.164
11	44.328	+0.551	13:59:49.492
12	43.881	+0.104	14:00:33.373
13	43.981	+0.204	14:01:17.354
14	44.175	+0.398	14:02:01.529
15	43.873	+0.096	14:02:45.402
16	45.215	+1.438	14:03:30.617

(29) Andreas Bäckman			
1	48.173	+4.386	13:52:28.518
2	44.470	+0.683	13:53:12.988
3	44.235	+0.448	13:53:57.223
4	44.222	+0.435	13:54:41.445
5	43.975	+0.188	13:55:25.420
6	44.120	+0.333	13:56:09.540
7	43.813	+0.026	13:56:53.353
8	43.791	+0.004	13:57:37.144
9	43.818	+0.031	13:58:20.962
10	44.830	+1.043	13:59:05.792
11	43.936	+0.149	13:59:49.728
12	43.787		14:00:33.515
13	44.256	+0.469	14:01:17.771
14	43.990	+0.203	14:02:01.761
15	44.075	+0.288	14:02:45.836
16	44.899	+1.112	14:03:30.735

(26) Jessica Bäckman			
1	47.812	+4.055	13:52:27.833
2	44.668	+0.911	13:53:12.501
3	44.304	+0.547	13:53:56.805
4	44.403	+0.646	13:54:41.208
5	44.000	+0.243	13:55:25.208
6	44.622	+0.865	13:56:09.830
7	43.903	+0.146	13:56:53.733
8	43.884	+0.127	13:57:37.617
9	43.911	+0.154	13:58:21.528
10	44.757	+1.000	13:59:06.285
11	44.047	+0.290	13:59:50.332
12	43.935	+0.178	14:00:34.267
13	43.757		14:01:18.024
14	44.095	+0.338	14:02:02.119
15	43.939	+0.182	14:02:46.058
16	44.831	+1.074	14:03:30.889

(19) Ralf Merilaht			
1	48.639	+4.756	13:52:29.021
2	44.737	+0.854	13:53:13.758
3	44.315	+0.432	13:53:58.073
4	44.207	+0.324	13:54:42.280
5	44.150	+0.267	13:55:26.430
6	44.411	+0.528	13:56:10.841
7	44.075	+0.192	13:56:54.916
8	44.104	+0.221	13:57:39.020
9	44.221	+0.338	13:58:23.241
10	44.171	+0.288	13:59:07.412
11	44.123	+0.240	13:59:51.535
12	44.032	+0.149	14:00:35.567
13	43.964	+0.081	14:01:19.531
14	43.883		14:02:03.414
15	43.993	+0.110	14:02:47.407
16	44.102	+0.219	14:03:31.509



Eesti MV IV etapp kardisporis

Rotax Junior, Rotax Max

Aravete kardirada 1,001 Km

Rotax Junior - eelfinaal race

3.07.2010 13:45

Race (16 Laps) started at 13:51:39

Lap	Lap Tm	Diff	Time of Day
(50) Juuso Pykäläinen			
1	48.531	+4.648	13:52:29.443
2	44.580	+0.697	13:53:14.023
3	44.316	+0.433	13:53:58.339
4	44.191	+0.308	13:54:42.530
5	44.257	+0.374	13:55:26.787
6	44.303	+0.420	13:56:11.090
7	44.083	+0.200	13:56:55.173
8	44.049	+0.166	13:57:39.222
9	44.139	+0.256	13:58:23.361
10	44.555	+0.672	13:59:07.916
11	43.883		13:59:51.799
12	43.982	+0.099	14:00:35.781
13	43.982	+0.099	14:01:19.763
14	44.024	+0.141	14:02:03.787
15	43.921	+0.038	14:02:47.708
16	43.971	+0.088	14:03:31.679

Lap	Lap Tm	Diff	Time of Day
(16) Ermo Pihjtõe			
1	48.526	+4.507	13:52:29.574
2	44.702	+0.683	13:53:14.276
3	44.928	+0.909	13:53:59.204
4	44.178	+0.159	13:54:43.382
5	44.157	+0.138	13:55:27.539
6	44.348	+0.329	13:56:11.887
7	44.069	+0.050	13:56:55.956
8	44.272	+0.253	13:57:40.228
9	44.063	+0.044	13:58:24.291
10	44.369	+0.350	13:59:08.660
11	44.245	+0.226	13:59:52.905
12	44.183	+0.164	14:00:37.088
13	44.048	+0.029	14:01:21.136
14	44.232	+0.213	14:02:05.368
15	44.019		14:02:49.387
16	44.394	+0.375	14:03:33.781

Lap	Lap Tm	Diff	Time of Day
(13) Kristin Liiksaar			
1	49.090	+4.774	13:52:30.168
2	45.089	+0.773	13:53:15.257
3	45.078	+0.762	13:54:00.335
4	44.819	+0.503	13:54:45.154
5	44.906	+0.590	13:55:30.060
6	44.591	+0.275	13:56:14.651
7	44.575	+0.259	13:56:59.226
8	44.316		13:57:43.542
9	44.771	+0.455	13:58:28.313
10	44.786	+0.470	13:59:13.099
11	44.423	+0.107	13:59:57.522
12	44.827	+0.511	14:00:42.349
13	44.668	+0.352	14:01:27.017
14	44.950	+0.634	14:02:11.967
15	44.520	+0.204	14:02:56.487
16	44.428	+0.112	14:03:40.915



Eesti MV IV etapp kardisportis

Lapchart

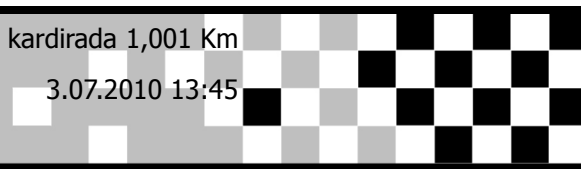
Rotax Junior, Rotax Max

Aravete kardirada 1,001 Km

Rotax Junior - eelfinaal race

3.07.2010 13:45

Race (16 Laps) started at 13:51:39



Competitors

	Laps																	
	0	1	2	3	4	5	6	7	8	9	10	11	12	13	14	15	16	
Karl Kristjan Soidla (14)	1	14	14	14	14	14	14	14	2	2	2	2	2	2	2	2	2	
Tristan Viidas (2)	2	2	3	2	2	2	2	2	3	3	3	3	3	3	3	3	3	
Kristjan Salvet (11)	3	11	2	3	3	3	3	3	14	14	14	14	14	14	14	14	14	
Martin Rump (3)	4	3	69	69	69	69	69	69	69	69	69	69	69	69	69	69	69	
Fred Joonas Alliksaar (4)	5	4	11	11	11	11	11	11	11	11	11	4	4	4	4	4	4	
Conrad Hildebrand (34)	6	34	34	34	34	34	4	4	4	4	4	34	34	34	34	11	11	11
Kairo Kivi (69)	7	69	4	4	4	4	34	34	34	34	34	11	11	11	11	34	34	34
Jessica Bäckman (26)	8	26	26	26	26	7	7	7	7	7	7	7	7	7	7	7	7	7
Patrik Lumiste (7)	9	7	7	7	7	26	26	29	29	29	29	29	29	29	29	29	29	29
Andreas Bäckman (29)	10	29	29	29	29	29	29	26	26	26	26	26	26	26	26	26	26	26
Ralf Merilaht (19)	11	19	19	19	19	19	19	19	19	19	19	19	19	19	19	19	19	19
Juuso Pykäläinen (50)	12	50	50	50	50	50	50	50	50	50	50	50	50	50	50	50	50	50
Ermo Pihjtõe (16)	13	16	16	16	16	16	16	16	16	16	16	16	16	16	16	16	16	16
Kristin Liiksaar (13)	14	13	13	13	13	13	13	13	13	13	13	13	13	13	13	13	13	13
Mart Soo (12)	15	12																



Eesti MV IV etapp kardisporis

Sorted on Laps

Rotax Junior, Rotax Max

Aravete kardirada 1,001 Km

Rotax Junior - finaal race

3.07.2010 16:00

Race (18 Laps) started at 16:02:26

Pos	No.	Name	Nat	Entrant/Race Team	Chassis	Engine	Tires	Laps	Total Tm	Diff	Gap	Best Tm	Best Speed	Points
1	2	Tristan Viidas	EST	Aix Racing Team	Kosmic	Rotax 12!	Mojo	18	13:04.461			43.260	83,301	30
2	3	Martin Rump	EST	AGS Racing	Zanardi	Rotax 12!	Mojo	18	13:08.899	4.438	4.438	43.574	82,701	24
3	14	Karl Kristjan Soidla	EST	Aix Racing Team	Tony Kart	Rotax 12!	Mojo	18	13:09.346	4.885	0.447	43.494	82,853	20
4	69	Kairo Kivi	EST	Sar-Tech Motorsport	CRG	Rotax 12!	Mojo	18	13:11.612	7.151	2.266	43.728	82,409	18
5	4	Fred Joonas Alliksaar	EST	AGS Racing	Tony Kart	Rotax 12!	Mojo	18	13:15.905	11.444	4.293	43.442	82,952	16
6	7	Patrik Lumiste	SWE	SMK Västeras Karting	CRG	Rotax 12!	Mojo	18	13:17.492	13.031	1.587	43.858	82,165	0
7	34	Conrad Hildebrand	SWE	SMK Västeras Karting	Tony Kart	Rotax 12!	Mojo	18	13:19.790	15.329	2.298	43.889	82,107	14
8	11	Kristjan Salvat	EST	AGS Racing	Zanardi	Rotax 12!	Mojo	18	13:23.158	18.697	3.368	43.583	82,684	12
9	29	Andreas Bäckman	SWE	ASSI Talvar Racing	Intrepid	Rotax 12!	Mojo	18	13:23.596	19.135	0.438	43.897	82,092	10
10	16	Ermo Pihitjõe	EST	Aix Racing Team	Tony Kart	Rotax 12!	Mojo	18	13:23.939	19.478	0.343	43.954	81,986	8
11	12	Mart Soo	EST	AGS Racing	Zanardi	Rotax 12!	Mojo	18	13:24.706	20.245	0.767	43.783	82,306	6
12	19	Ralf Merilaht	EST	ASSI Talvar Racing	Intrepid	Rotax 12!	Mojo	18	13:26.961	22.500	2.255	44.065	81,779	4
13	50	Juuso Pykäläinen	FIN	Kotka FK	Sodi	Rotax 12!	Mojo	18	13:29.584	25.123	2.623	43.875	82,133	2
14	13	Kristin Liiksaar	EST	AGS Racing	Zanardi	Rotax 12!	Mojo	18	13:29.862	25.401	0.278	44.460	81,053	0
15	26	Jessica Bäckman	SWE	ASSI Talvar Racing	Intrepid	Rotax 12!	Mojo	9	6:42.870	9 Laps	9 Laps	43.668	82,523	0

Margin of Victory	Avg. Speed	Best Lap Tm	Best Speed	Best Lap by
4.438	82,687	43.260	83,301	2 - Tristan Viidas

<http://www.autosport.ee/kart>

<http://autosport.mylaps.com>

Orbits

Peakohtunik: Heikki Hõbemägi

Peaajamõõtja: Asper Leppik

Peasekretär: Merle Niglas

Printed: 4.07.2010 9:33:25





Eesti MV IV etapp kardispordis

Rotax Junior, Rotax Max

Aravete kardirada 1,001 Km

Rotax Junior - finaal race

3.07.2010 16:00

Race (18 Laps) started at 16:02:26

Lap	Lap Tm	Diff	Time of Day
(2) Tristan Viidas			
1	45.083	+1.823	16:03:11.765
2	44.087	+0.827	16:03:55.852
3	43.656	+0.396	16:04:39.508
4	43.613	+0.353	16:05:23.121
5	43.508	+0.248	16:06:06.629
6	43.558	+0.298	16:06:50.187
7	43.489	+0.229	16:07:33.676
8	43.476	+0.216	16:08:17.152
9	43.439	+0.179	16:09:00.591
10	43.377	+0.117	16:09:43.968
11	43.381	+0.121	16:10:27.349
12	43.366	+0.106	16:11:10.715
13	43.485	+0.225	16:11:54.200
14	43.521	+0.261	16:12:37.721
15	43.355	+0.095	16:13:21.076
16	43.260		16:14:04.336
17	43.367	+0.107	16:14:47.703
18	43.364	+0.104	16:15:31.067

Lap	Lap Tm	Diff	Time of Day
(3) Martin Rump			
1	45.348	+1.774	16:03:11.954
2	44.259	+0.685	16:03:56.213
3	43.873	+0.299	16:04:40.086
4	43.743	+0.169	16:05:23.829
5	43.796	+0.222	16:06:07.625
6	43.830	+0.256	16:06:51.455
7	43.645	+0.071	16:07:35.100
8	43.770	+0.196	16:08:18.870
9	43.732	+0.158	16:09:02.602
10	43.823	+0.249	16:09:46.425
11	43.706	+0.132	16:10:30.131
12	43.648	+0.074	16:11:13.779
13	43.667	+0.093	16:11:57.446
14	43.588	+0.014	16:12:41.034
15	43.683	+0.109	16:13:24.717
16	43.590	+0.016	16:14:08.307
17	43.624	+0.050	16:14:51.931
18	43.574		16:15:35.505

Lap	Lap Tm	Diff	Time of Day
(14) Karl Kristjan Soidla			
1	45.601	+2.107	16:03:12.427
2	44.451	+0.957	16:03:56.878
3	43.894	+0.400	16:04:40.772
4	43.970	+0.476	16:05:24.742
5	43.725	+0.231	16:06:08.467
6	43.686	+0.192	16:06:52.153
7	43.765	+0.271	16:07:35.918
8	43.528	+0.034	16:08:19.446
9	43.494		16:09:02.940
10	43.757	+0.263	16:09:46.697
11	43.657	+0.163	16:10:30.354
12	43.679	+0.185	16:11:14.033
13	43.701	+0.207	16:11:57.734
14	43.595	+0.101	16:12:41.329
15	43.600	+0.106	16:13:24.929
16	43.679	+0.185	16:14:08.608
17	43.668	+0.174	16:14:52.276
18	43.676	+0.182	16:15:35.952

Lap	Lap Tm	Diff	Time of Day
(69) Kairo Kivi			
1	45.785	+2.057	16:03:12.630
2	44.521	+0.793	16:03:57.151
3	43.992	+0.264	16:04:41.143
4	43.852	+0.124	16:05:24.995

Lap	Lap Tm	Diff	Time of Day
5	43.728		16:06:08.723
6	43.748	+0.020	16:06:52.471
7	43.732	+0.004	16:07:36.203
8	43.770	+0.042	16:08:19.973
9	43.757	+0.029	16:09:03.730
10	43.731	+0.003	16:09:47.461
11	43.869	+0.141	16:10:31.330
12	43.953	+0.225	16:11:15.283
13	43.800	+0.072	16:11:59.083
14	43.855	+0.127	16:12:42.938
15	43.889	+0.161	16:13:26.827
16	43.737	+0.009	16:14:10.564
17	43.802	+0.074	16:14:54.366
18	43.852	+0.124	16:15:38.218

Lap	Lap Tm	Diff	Time of Day
(4) Fred Joonas Alliksaar			
1	47.123	+3.681	16:03:14.166
2	45.286	+1.844	16:03:59.452
3	44.183	+0.741	16:04:43.635
4	44.475	+1.033	16:05:28.110
5	43.739	+0.297	16:06:11.849
6	43.775	+0.333	16:06:55.624
7	43.622	+0.180	16:07:39.246
8	43.506	+0.064	16:08:22.752
9	43.510	+0.068	16:09:06.262
10	43.467	+0.025	16:09:49.729
11	43.627	+0.185	16:10:33.356
12	44.180	+0.738	16:11:17.536
13	44.801	+1.359	16:12:02.337
14	44.340	+0.898	16:12:46.677
15	44.408	+0.966	16:13:31.085
16	43.671	+0.229	16:14:14.756
17	44.313	+0.871	16:14:59.069
18	43.442		16:15:42.511

Lap	Lap Tm	Diff	Time of Day
(7) Patrik Lumiste			
1	45.977	+2.119	16:03:13.252
2	44.472	+0.614	16:03:57.724
3	44.150	+0.292	16:04:41.874
4	43.912	+0.054	16:05:25.786
5	43.858		16:06:09.644
6	44.752	+0.894	16:06:54.396
7	44.025	+0.167	16:07:38.421
8	43.939	+0.081	16:08:22.360
9	44.210	+0.352	16:09:06.570
10	43.865	+0.007	16:09:50.435
11	43.936	+0.078	16:10:34.371
12	44.030	+0.172	16:11:18.401
13	44.121	+0.263	16:12:02.522
14	44.435	+0.577	16:12:46.957
15	44.427	+0.569	16:13:31.384
16	43.900	+0.042	16:14:15.284
17	44.669	+0.811	16:14:59.953
18	44.145	+0.287	16:15:44.098

Lap	Lap Tm	Diff	Time of Day
(34) Conrad Hildebrand			
1	46.526	+2.637	16:03:13.748
2	44.680	+0.791	16:03:58.428
3	44.992	+1.103	16:04:43.420
4	44.891	+1.002	16:05:28.311
5	44.016	+0.127	16:06:12.327
6	44.260	+0.371	16:06:56.587
7	44.094	+0.205	16:07:40.681
8	44.332	+0.443	16:08:25.013
9	44.124	+0.235	16:09:09.137
10	44.195	+0.306	16:09:53.332

Lap	Lap Tm	Diff	Time of Day
11	43.960	+0.071	16:10:37.292
12	44.080	+0.191	16:11:21.372
13	43.980	+0.091	16:12:05.352
14	44.905	+1.016	16:12:50.257
15	44.044	+0.155	16:13:34.301
16	44.031	+0.142	16:14:18.332
17	44.175	+0.286	16:15:02.507
18	43.889		16:15:46.396

Lap	Lap Tm	Diff	Time of Day
(11) Kristjan Salvet			
1	46.555	+2.972	16:03:13.536
2	44.376	+0.793	16:03:57.912
3	44.118	+0.535	16:04:42.030
4	44.301	+0.718	16:05:26.331
5	43.892	+0.309	16:06:10.223
6	43.865	+0.282	16:06:54.088
7	43.917	+0.334	16:07:38.005
8	44.038	+0.455	16:08:22.043
9	43.835	+0.252	16:09:05.878
10	43.583		16:09:49.461
11	44.155	+0.572	16:10:33.616
12	44.139	+0.556	16:11:17.755
13	44.448	+0.865	16:12:02.203
14	44.385	+0.802	16:12:46.588
15	44.336	+0.753	16:13:30.924
16	43.742	+0.159	16:14:14.666
17	51.059	+7.476	16:15:05.725
18	44.039	+0.456	16:15:49.764

Lap	Lap Tm	Diff	Time of Day
(29) Andreas Bäckman			
1	47.096	+3.199	16:03:14.486
2	45.362	+1.465	16:03:59.848
3	44.171	+0.274	16:04:44.019
4	44.692	+0.795	16:05:28.711
5	46.554	+2.657	16:06:15.265
6	44.037	+0.140	16:06:59.302
7	44.529	+0.632	16:07:43.831
8	44.084	+0.187	16:08:27.915
9	44.371	+0.474	16:09:12.286
10	44.222	+0.325	16:09:56.508
11	44.212	+0.315	16:10:40.720
12	44.318	+0.421	16:11:25.038
13	44.661	+0.764	16:12:09.699
14	44.070	+0.173	16:12:53.769
15	44.567	+0.670	16:13:38.336
16	44.059	+0.162	16:14:22.395
17	43.897		16:15:06.292
18	43.910	+0.013	16:15:50.202

Lap	Lap Tm	Diff	Time of Day
(16) Ermo Pihtjõe			
1	47.247	+3.293	16:03:15.017
2	45.480	+1.526	16:04:00.497
3	44.542	+0.588	16:04:45.039
4	44.674	+0.720	16:05:29.713
5	44.790	+0.836	16:06:14.503
6	44.233	+0.279	16:06:58.736
7	44.581	+0.627	16:07:43.317
8	44.153	+0.199	16:08:27.470
9	44.338	+0.384	16:09:11.808
10	44.121	+0.167	16:09:55.929
11	44.418	+0.464	16:10:40.347
12	44.785	+0.831	16:11:25.132
13	44.371	+0.417	16:12:09.503
14	44.072	+0.118	16:12:53.575
15	44.915	+0.961	16:13:38.490
16	44.111	+0.157	16:14:22.601



Eesti MV IV etapp kardispordis

Rotax Junior, Rotax Max

Aravete kardirada 1,001 Km

Rotax Junior - finaal race

3.07.2010 16:00

Race (18 Laps) started at 16:02:26

Lap	Lap Tm	Diff	Time of Day
17	43.954		16:15:06.555
18	43.990	+0.036	16:15:50.545

(12) Mart Soo

Lap	Lap Tm	Diff	Time of Day
1	47.429	+3.646	16:03:15.509
2	45.212	+1.429	16:04:00.721
3	44.668	+0.885	16:04:45.389
4	44.702	+0.919	16:05:30.091
5	45.441	+1.658	16:06:15.532
6	44.571	+0.788	16:07:00.103
7	44.149	+0.366	16:07:44.252
8	44.941	+1.158	16:08:29.193
9	43.828	+0.045	16:09:13.021
10	43.898	+0.115	16:09:56.919
11	44.290	+0.507	16:10:41.209
12	44.373	+0.590	16:11:25.582
13	44.479	+0.696	16:12:10.061
14	44.038	+0.255	16:12:54.099
15	44.962	+1.179	16:13:39.061
16	44.631	+0.848	16:14:23.692
17	43.837	+0.054	16:15:07.529
18	43.783		16:15:51.312

(19) Ralf Merilaht

Lap	Lap Tm	Diff	Time of Day
1	47.343	+3.278	16:03:14.841
2	45.238	+1.173	16:04:00.079
3	44.783	+0.718	16:04:44.862
4	44.338	+0.273	16:05:29.200
5	45.144	+1.079	16:06:14.344
6	44.281	+0.216	16:06:58.625
7	44.994	+0.929	16:07:43.619
8	44.084	+0.019	16:08:27.703
9	44.402	+0.337	16:09:12.105
10	44.264	+0.199	16:09:56.369
11	44.726	+0.661	16:10:41.095
12	44.331	+0.266	16:11:25.426
13	44.500	+0.435	16:12:09.926
14	44.065		16:12:53.991
15	44.938	+0.873	16:13:38.929
16	45.979	+1.914	16:14:24.908
17	44.356	+0.291	16:15:09.264
18	44.303	+0.238	16:15:53.567

(50) Juuso Pykäläinen

Lap	Lap Tm	Diff	Time of Day
1	47.418	+3.543	16:03:15.303
2	45.269	+1.394	16:04:00.572
3	44.663	+0.788	16:04:45.235
4	44.681	+0.806	16:05:29.916
5	44.730	+0.855	16:06:14.646
6	44.248	+0.373	16:06:58.894
7	45.127	+1.252	16:07:44.021
8	49.278	+5.403	16:08:33.299
9	45.993	+2.118	16:09:19.292
10	44.134	+0.259	16:10:03.426
11	44.225	+0.350	16:10:47.651
12	44.074	+0.199	16:11:31.725
13	43.939	+0.064	16:12:15.664
14	44.096	+0.221	16:12:59.760
15	44.020	+0.145	16:13:43.780
16	43.875		16:14:27.655
17	44.098	+0.223	16:15:11.753
18	44.437	+0.562	16:15:56.190

(13) Kristin Liiksaar

Lap	Lap Tm	Diff	Time of Day
1	47.950	+3.490	16:03:16.081
2	45.116	+0.656	16:04:01.197

Lap	Lap Tm	Diff	Time of Day
3	44.955	+0.495	16:04:46.152
4	44.728	+0.268	16:05:30.880
5	45.062	+0.602	16:06:15.942
6	44.632	+0.172	16:07:00.574
7	44.460		16:07:45.034
8	44.569	+0.109	16:08:29.603
9	44.821	+0.361	16:09:14.424
10	44.505	+0.045	16:09:58.929
11	44.479	+0.019	16:10:43.408
12	44.929	+0.469	16:11:28.337
13	44.741	+0.281	16:12:13.078
14	44.526	+0.066	16:12:57.604
15	44.556	+0.096	16:13:42.160
16	44.696	+0.236	16:14:26.856
17	44.803	+0.343	16:15:11.659
18	44.809	+0.349	16:15:56.468

(26) Jessica Bäckman

Lap	Lap Tm	Diff	Time of Day
1	46.590	+2.922	16:03:14.015
2	44.858	+1.190	16:03:58.873
3	44.660	+0.992	16:04:43.533
4	44.948	+1.280	16:05:28.481
5	45.471	+1.803	16:06:13.952
6	44.206	+0.538	16:06:58.158
7	43.930	+0.262	16:07:42.088
8	43.720	+0.052	16:08:25.808
9	43.668		16:09:09.476



Eesti MV IV etapp kardisportis

Lapchart

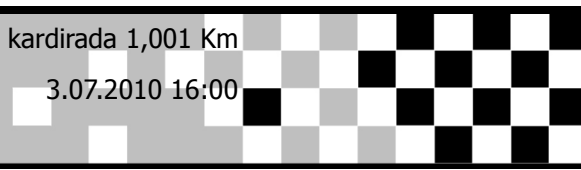
Rotax Junior, Rotax Max

Aravete kardirada 1,001 Km

Rotax Junior - finaal race

3.07.2010 16:00

Race (18 Laps) started at 16:02:26



Competitors

Laps

	0	1	2	3	4	5	6	7	8	9	10	11	12	13	14	15	16	17	18
Martin Rump (3)	1	3	2	2	2	2	2	2	2	2	2	2	2	2	2	2	2	2	2
Tristan Viidas (2)	2	2	3	3	3	3	3	3	3	3	3	3	3	3	3	3	3	3	3
Karl Kristjan Soidla (14)	3	14	14	14	14	14	14	14	14	14	14	14	14	14	14	14	14	14	14
Kairo Kivi (69)	4	69	69	69	69	69	69	69	69	69	69	69	69	69	69	69	69	69	69
Kristjan Salvet (11)	5	11	7	7	7	7	11	11	11	11	11	4	4	11	11	11	11	4	4
Fred Joonas Alliksaar (4)	6	4	11	11	11	11	7	7	7	4	4	11	11	4	4	4	4	7	7
Conrad Hildebrand (34)	7	34	34	34	34	4	4	4	4	4	7	7	7	7	7	7	7	34	34
Patrik Lumiste (7)	8	7	26	26	26	34	34	34	34	34	34	34	34	34	34	34	34	11	11
Andreas Bäckman (29)	9	29	4	4	4	26	26	26	26	26	16	16	29	16	16	29	29	29	29
Jessica Bäckman (26)	10	26	29	29	29	19	19	16	16	16	19	29	16	29	29	16	16	16	16
Ralf Merilaht (19)	11	19	19	19	19	16	16	19	19	19	29	19	19	19	19	19	12	12	12
Ermo Pihjtõe (16)	12	16	16	16	16	50	50	29	29	29	12	12	12	12	12	19	19	19	19
Juuso Pykäläinen (50)	13	50	50	50	50	29	29	50	12	12	13	13	13	13	13	13	13	13	50
Mart Soo (12)	14	12	12	12	12	12	12	12	13	13	50	50	50	50	50	50	50	50	13
Kristin Liiksaar (13)	15	13	13	13	13	13	13	13	50	50									




Eesti MV IV etapp kardispordis

Rotax Junior, Rotax Max

Aravete kardirada 1,001 Km

Rotax Junior - Kokkuvõte



Pos	No.	Name	Nat	Entrant/Race Team	Chassis	R1.	R2.	Total points
1	2	Tristan Viidas	EST	Aix Racing Team	Kosmic	15	30	45
2	3	Martin Rump	EST	AGS Racing	Zanardi	12	24	36
3	14	Karl Kristjan Soidla	EST	Aix Racing Team	Tony Kart	10	20	30
4	69	Kairo Kivi	EST	Sar-Tech Motorsport	CRG	9	18	27
5	4	Fred Joonas Alliksaar	EST	AGS Racing	Tony Kart	8	16	24
6	34	Conrad Hildebrand	SWE	SMK Västeras Karting	Tony Kart	6	14	20
7	11	Kristjan Salvet	EST	AGS Racing	Zanardi	7	12	19
8	29	Andreas Bäckman	SWE	ASSI Talvar Racing	Intrepid	5	10	15
9	16	Ermo Pihitjõe	EST	Aix Racing Team	Tony Kart	1	8	9
10	19	Ralf Merilaht	EST	ASSI Talvar Racing	Intrepid	3	4	7
11	12	Mart Soo	EST	AGS Racing	Zanardi	0	6	6
12	50	Juuso Pykäläinen	FIN	Kotka FK	Sodi	2	2	4
13	26	Jessica Bäckman	SWE	ASSI Talvar Racing	Intrepid	4	0	4
14	7	Patrik Lumiste	SWE	SMK Västeras Karting	CRG	0	0	0
15	13	Kristin Liiksaar	EST	AGS Racing	Zanardi	0	0	0

Rotax Junior EMV kardispordis 2010

2010

Pos	No.	Name	Total	Diff	Gap	#1			#2			#3			#4		
						R1	R2	Total	R1	R2	Total	R1	R2	Total	R1	R2	Total
1	2	Tristan Viidas	180	0	0	15	30	45	15	30	45	15	30	45	15	30	45
2	3	Martin Rump	136	44	44	12	24	36	10	18	28	12	24	36	12	24	36
3	11	Kristjan Salvat	89	91	47	7	16	23	6	16	22	9	16	25	7	12	19
4	14	Karl Kristjan Soidla	88	92	1	6	20	26	4	2	6	8	18	26	10	20	30
5	4	Fred Joonas Alliksaar	76	104	12	10	DQ	10	12	0	12	10	20	30	8	16	24
6	69	Kairo Kivi	73	107	3	5	18	23	3	6	9	DQ	14	14	9	18	27
7	67	Martins Steinerts	56	124	17	9	14	23	9	24	33	x	x	x	x	x	x
8	19	Ralf Merilaht	56	124	0	8	10	18	2	10	12	7	12	19	3	4	7
9	12	Mart Soo	53	127	3	4	12	16	5	12	17	6	8	14	0	6	6
10	16	Emo Pihjõe	35	145	18	3	8	11	0	0	0	5	10	15	1	8	9
11	15	Reinis Nitiss	28	152	7	x	x	x	8	20	28	x	x	x	x	x	x
12	162	Tomas Jurevicius	21	159	7	x	x	x	7	14	21	x	x	x	x	x	x
13	34	Conrad Hildebrand	20	160	1	x	x	x	x	x	x	x	x	x	6	14	20
14	29	Andreas Bäckman	15	165	5	x	x	x	x	x	x	x	x	x	5	10	15
15	13	Kristin Liiksaar	12	168	3	1	4	5	0	0	0	3	4	7	0	0	0
16	5	Filipp Kuporov	10	170	2	x	x	x	x	x	x	4	6	10	x	x	x
17	427	Dmitrij Kitaev	9	171	1	x	x	x	1	8	9	x	x	x	x	x	x
18	44	Vladimir Bednõ	8	172	1	2	6	8	x	x	x	x	x	x	x	x	x
19	50	Juuso Pykäläinen	8	172	0	x	x	x	0	4	4	x	x	x	2	2	4
20	26	Jessica Bäckman	4	176	4	x	x	x	x	x	x	x	x	x	4	0	4
21	7	Patrik Lumiste	0	180	4	0	0	0	0	0	0	x	x	x	0	0	0

Event Legend

#1	2.05.2010	Eesti MV I etapp kardispordis - Rapla	#3	12.06.2010	Eesti MV III etapp kardispordis - Aravete
#2	15.05.2010	Eesti MV II etapp kardispordis - Rapla	#4	3.07.2010	Eesti MV IV etapp kardispordis - Aravete