



Eesti MV IV etapp kardispordis

Sorted on Best Lap time

Micro

Aravete kardirada 1,001 Km

Micro - vabatreening 1

2.07.2010 10:10

Practice started at 10:11:56

| Pos | No. | Name | Nat | Entrant/Race Team | Chassis | Engine | Tires | Best Tm | Diff | Gap | Laps | In Lap | Best Speed |
|-----|-----|-------------------|-----|---------------------|-----------|----------|-------------|---------|-------|-------|------|--------|------------|
| 1 | 8 | Jan Markus Kõõra | EST | AGS Racing | Tony Kart | Raket 85 | Bridgestone | 51.355 | | | 8 | 6 | 70,170 |
| 2 | 20 | Simon Loomets | EST | TGT Racing | Dino | Raket 85 | Bridgestone | 51.433 | 0.078 | 0.078 | 8 | 7 | 70,064 |
| 3 | 6 | Kermo Pihelgas | EST | Sar-Tech Motorsport | Intrepid | Raket 85 | Bridgestone | 51.577 | 0.222 | 0.144 | 6 | 5 | 69,868 |
| 4 | 3 | Artur Ploom | EST | Roli Motors Team | CRG | Raket 85 | Bridgestone | 51.880 | 0.525 | 0.303 | 8 | 8 | 69,460 |
| 5 | 202 | Mihails Budovskis | LAT | Kika Motorsport | Gillard | Raket 85 | Bridgestone | 52.352 | 0.997 | 0.472 | 4 | 4 | 68,834 |
| 6 | 7 | Aleks Timm | EST | Kuningamäe Kart | Tony Kart | Raket 85 | Bridgestone | 52.628 | 1.273 | 0.276 | 6 | 6 | 68,473 |
| 7 | 117 | Dmitry Derepovka | RUS | | Tony Kart | Raket 85 | Bridgestone | 54.139 | 2.784 | 1.511 | 7 | 7 | 66,562 |



Eesti MV IV etapp kardisporis

Micro

Aravete kardirada 1,001 Km

Micro - vabatreening 1

2.07.2010 10:10

Practice started at 10:11:56

| Lap | Lap Tm | Diff | Time of Day |
|--------------------------------|---------------|---------|--------------|
| (8) Jan Markus Kõõra | | | |
| 1 | 56.147 | +4.792 | 10:13:22.780 |
| 2 | 52.730 | +1.375 | 10:14:15.510 |
| 3 | 51.955 | +0.600 | 10:15:07.465 |
| 4 | 51.826 | +0.471 | 10:15:59.291 |
| 5 | 51.390 | +0.035 | 10:16:50.681 |
| 6 | 51.355 | | 10:17:42.036 |
| 7 | 51.575 | +0.220 | 10:18:33.611 |
| 8 | 52.273 | +0.918 | 10:19:25.884 |
| (20) Simon Loomets | | | |
| 1 | 55.508 | +4.075 | 10:12:55.509 |
| 2 | 53.607 | +2.174 | 10:13:49.116 |
| 3 | 53.597 | +2.164 | 10:14:42.713 |
| 4 | 52.684 | +1.251 | 10:15:35.397 |
| 5 | 52.186 | +0.753 | 10:16:27.583 |
| 6 | 51.744 | +0.311 | 10:17:19.327 |
| 7 | 51.433 | | 10:18:10.760 |
| 8 | 51.944 | +0.511 | 10:19:02.704 |
| (6) Kermo Pihelgas | | | |
| 1 | 56.478 | +4.901 | 10:14:46.828 |
| 2 | 54.554 | +2.977 | 10:15:41.382 |
| 3 | 52.653 | +1.076 | 10:16:34.035 |
| 4 | 52.113 | +0.536 | 10:17:26.148 |
| 5 | 51.577 | | 10:18:17.725 |
| 6 | 52.261 | +0.684 | 10:19:09.986 |
| (3) Artur Ploom | | | |
| 1 | 56.946 | +5.066 | 10:12:59.686 |
| 2 | 54.057 | +2.177 | 10:13:53.743 |
| 3 | 53.419 | +1.539 | 10:14:47.162 |
| 4 | 52.909 | +1.029 | 10:15:40.071 |
| 5 | 52.333 | +0.453 | 10:16:32.404 |
| 6 | 52.399 | +0.519 | 10:17:24.803 |
| 7 | 52.584 | +0.704 | 10:18:17.387 |
| 8 | 51.880 | | 10:19:09.267 |
| (202) Mihails Budovskis | | | |
| 1 | 58.037 | +5.685 | 10:16:50.349 |
| 2 | 53.805 | +1.453 | 10:17:44.154 |
| 3 | 53.278 | +0.926 | 10:18:37.432 |
| 4 | 52.352 | | 10:19:29.784 |
| (7) Aleks Timm | | | |
| 1 | 59.041 | +6.413 | 10:14:42.663 |
| 2 | 54.838 | +2.210 | 10:15:37.501 |
| 3 | 54.101 | +1.473 | 10:16:31.602 |
| 4 | 53.016 | +0.388 | 10:17:24.618 |
| 5 | 52.664 | +0.036 | 10:18:17.282 |
| 6 | 52.628 | | 10:19:09.910 |
| (117) Dmitry Derepovka | | | |
| 1 | 1:05.024 | +10.885 | 10:13:57.135 |
| 2 | 57.241 | +3.102 | 10:14:54.376 |
| 3 | 55.665 | +1.526 | 10:15:50.041 |
| 4 | 54.608 | +0.469 | 10:16:44.649 |
| 5 | 54.405 | +0.266 | 10:17:39.054 |
| 6 | 55.043 | +0.904 | 10:18:34.097 |
| 7 | 54.139 | | 10:19:28.236 |

| Lap | Lap Tm | Diff | Time of Day |
|-----|--------|------|-------------|
|-----|--------|------|-------------|

| Lap | Lap Tm | Diff | Time of Day |
|-----|--------|------|-------------|
|-----|--------|------|-------------|



Eesti MV IV etapp kardispordis

Sorted on Best Lap time

Micro

Aravete kardirada 1,001 Km

Micro - vabatreening 2

2.07.2010 11:10

Practice started at 11:11:20

| Pos | No. | Name | Nat | Entrant/Race Team | Chassis | Engine | Tires | Best Tm | Diff | Gap | Laps | In Lap | Best Speed |
|-----|-----|-------------------|-----|---------------------|-----------|----------|-------------|---------|-------|-------|------|--------|------------|
| 1 | 6 | Kermo Pihelgas | EST | Sar-Tech Motorsport | Intrepid | Raket 85 | Bridgestone | 50.771 | | | 9 | 5 | 70,978 |
| 2 | 21 | Valters Zviedris | LAT | Steinerts RT | MS Kart | Raket 85 | Bridgestone | 50.940 | 0.169 | 0.169 | 9 | 7 | 70,742 |
| 3 | 8 | Jan Markus Kõõra | EST | AGS Racing | Tony Kart | Raket 85 | Bridgestone | 51.001 | 0.230 | 0.061 | 9 | 6 | 70,657 |
| 4 | 11 | Georg Kõss | EST | TGT Racing | Tony Kart | Raket 85 | Bridgestone | 51.200 | 0.429 | 0.199 | 9 | 5 | 70,383 |
| 5 | 14 | Paul August Lääne | EST | ASSI Talvar Racing | Intrepid | Raket 85 | Bridgestone | 51.446 | 0.675 | 0.246 | 9 | 4 | 70,046 |
| 6 | 3 | Artur Ploom | EST | Roli Motors Team | CRG | Raket 85 | Bridgestone | 51.447 | 0.676 | 0.001 | 9 | 9 | 70,045 |
| 7 | 20 | Simon Loomets | EST | TGT Racing | Dino | Raket 85 | Bridgestone | 51.621 | 0.850 | 0.174 | 9 | 8 | 69,809 |
| 8 | 7 | Aleks Timm | EST | Kuningamäe Kart | Tony Kart | Raket 85 | Bridgestone | 52.491 | 1.720 | 0.870 | 9 | 9 | 68,652 |
| 9 | 202 | Mihails Budovskis | LAT | Kika Motorsport | Gillard | Raket 85 | Bridgestone | 52.501 | 1.730 | 0.010 | 9 | 3 | 68,639 |
| 10 | 111 | Kaspar Korjus | EST | Aix Racing Team | Tony Kart | Raket 85 | Bridgestone | 52.890 | 2.119 | 0.389 | 7 | 5 | 68,134 |
| 11 | 117 | Dmitry Derepovka | RUS | | Tony Kart | Raket 85 | Bridgestone | 53.265 | 2.494 | 0.375 | 9 | 9 | 67,654 |



Eesti MV IV etapp kardispordis

Micro

Aravete kardirada 1,001 Km

Micro - vabatreening 2

2.07.2010 11:10

Practice started at 11:11:20

| Lap | Lap Tm | Diff | Time of Day |
|---------------------------|---------------|--------|--------------|
| (6) Kermo Pihelgas | | | |
| 1 | 54.239 | +3.468 | 11:12:26.485 |
| 2 | 53.115 | +2.344 | 11:13:19.600 |
| 3 | 52.567 | +1.796 | 11:14:12.167 |
| 4 | 51.432 | +0.661 | 11:15:03.599 |
| 5 | 50.771 | | 11:15:54.370 |
| 6 | 52.397 | +1.626 | 11:16:46.767 |
| 7 | 52.452 | +1.681 | 11:17:39.219 |
| 8 | 51.516 | +0.745 | 11:18:30.735 |
| 9 | 51.715 | +0.944 | 11:19:22.450 |

| Lap | Lap Tm | Diff | Time of Day |
|------------------------------|---------------|--------|--------------|
| (21) Valters Zviedris | | | |
| 1 | 55.821 | +4.881 | 11:12:24.717 |
| 2 | 52.290 | +1.350 | 11:13:17.007 |
| 3 | 52.007 | +1.067 | 11:14:09.014 |
| 4 | 52.161 | +1.221 | 11:15:01.175 |
| 5 | 51.826 | +0.886 | 11:15:53.001 |
| 6 | 51.394 | +0.454 | 11:16:44.395 |
| 7 | 50.940 | | 11:17:35.335 |
| 8 | 51.372 | +0.432 | 11:18:26.707 |
| 9 | 51.117 | +0.177 | 11:19:17.824 |

| Lap | Lap Tm | Diff | Time of Day |
|-----------------------------|---------------|--------|--------------|
| (8) Jan Markus Kõõra | | | |
| 1 | 55.620 | +4.619 | 11:12:24.900 |
| 2 | 52.237 | +1.236 | 11:13:17.137 |
| 3 | 52.194 | +1.193 | 11:14:09.331 |
| 4 | 52.121 | +1.120 | 11:15:01.452 |
| 5 | 51.675 | +0.674 | 11:15:53.127 |
| 6 | 51.001 | | 11:16:44.128 |
| 7 | 51.233 | +0.232 | 11:17:35.361 |
| 8 | 51.188 | +0.187 | 11:18:26.549 |
| 9 | 51.044 | +0.043 | 11:19:17.593 |

| Lap | Lap Tm | Diff | Time of Day |
|------------------------|---------------|--------|--------------|
| (11) Georg Kõss | | | |
| 1 | 55.000 | +3.800 | 11:12:25.097 |
| 2 | 52.173 | +0.973 | 11:13:17.270 |
| 3 | 52.178 | +0.978 | 11:14:09.448 |
| 4 | 53.607 | +2.407 | 11:15:03.055 |
| 5 | 51.200 | | 11:15:54.255 |
| 6 | 52.883 | +1.683 | 11:16:47.138 |
| 7 | 53.793 | +2.593 | 11:17:40.931 |
| 8 | 51.829 | +0.629 | 11:18:32.760 |
| 9 | 51.558 | +0.358 | 11:19:24.318 |

| Lap | Lap Tm | Diff | Time of Day |
|-------------------------------|---------------|--------|--------------|
| (14) Paul August Lääne | | | |
| 1 | 54.842 | +3.396 | 11:12:26.403 |
| 2 | 53.107 | +1.661 | 11:13:19.510 |
| 3 | 52.862 | +1.416 | 11:14:12.372 |
| 4 | 51.446 | | 11:15:03.818 |
| 5 | 51.729 | +0.283 | 11:15:55.547 |
| 6 | 52.161 | +0.715 | 11:16:47.708 |
| 7 | 52.496 | +1.050 | 11:17:40.204 |
| 8 | 52.954 | +1.508 | 11:18:33.158 |
| 9 | 52.733 | +1.287 | 11:19:25.891 |

| Lap | Lap Tm | Diff | Time of Day |
|------------------------|---------------|--------|--------------|
| (3) Artur Ploom | | | |
| 1 | 55.422 | +3.975 | 11:12:28.193 |
| 2 | 53.127 | +1.680 | 11:13:21.320 |
| 3 | 52.300 | +0.853 | 11:14:13.620 |
| 4 | 51.619 | +0.172 | 11:15:05.239 |
| 5 | 51.876 | +0.429 | 11:15:57.115 |
| 6 | 51.617 | +0.170 | 11:16:48.732 |
| 7 | 51.541 | +0.094 | 11:17:40.273 |
| 8 | 52.948 | +1.501 | 11:18:33.221 |
| 9 | 51.447 | | 11:19:24.668 |

| Lap | Lap Tm | Diff | Time of Day |
|---------------------------|---------------|--------|--------------|
| (20) Simon Loomets | | | |
| 1 | 54.305 | +2.684 | 11:12:24.482 |
| 2 | 52.396 | +0.775 | 11:13:16.878 |
| 3 | 52.347 | +0.726 | 11:14:09.225 |
| 4 | 52.118 | +0.497 | 11:15:01.343 |
| 5 | 52.253 | +0.632 | 11:15:53.596 |
| 6 | 53.327 | +1.706 | 11:16:46.923 |
| 7 | 52.109 | +0.488 | 11:17:39.032 |
| 8 | 51.621 | | 11:18:30.653 |
| 9 | 51.642 | +0.021 | 11:19:22.295 |

| Lap | Lap Tm | Diff | Time of Day |
|-----------------------|---------------|--------|--------------|
| (7) Aleks Timm | | | |
| 1 | 56.673 | +4.182 | 11:12:32.644 |
| 2 | 53.904 | +1.413 | 11:13:26.548 |
| 3 | 53.356 | +0.865 | 11:14:19.904 |
| 4 | 52.736 | +0.245 | 11:15:12.640 |
| 5 | 53.662 | +1.171 | 11:16:06.302 |
| 6 | 52.955 | +0.464 | 11:16:59.257 |
| 7 | 52.770 | +0.279 | 11:17:52.027 |
| 8 | 52.661 | +0.170 | 11:18:44.688 |
| 9 | 52.491 | | 11:19:37.179 |

| Lap | Lap Tm | Diff | Time of Day |
|--------------------------------|---------------|--------|--------------|
| (202) Mihails Budovskis | | | |
| 1 | 55.817 | +3.316 | 11:12:34.275 |
| 2 | 52.869 | +0.368 | 11:13:27.144 |
| 3 | 52.501 | | 11:14:19.645 |
| 4 | 52.809 | +0.308 | 11:15:12.454 |
| 5 | 52.971 | +0.470 | 11:16:05.425 |
| 6 | 52.695 | +0.194 | 11:16:58.120 |
| 7 | 52.734 | +0.233 | 11:17:50.854 |
| 8 | 52.927 | +0.426 | 11:18:43.781 |
| 9 | 52.993 | +0.492 | 11:19:36.774 |

| Lap | Lap Tm | Diff | Time of Day |
|----------------------------|---------------|---------|--------------|
| (111) Kaspar Korjus | | | |
| 1 | 1:10.014 | +17.124 | 11:13:21.233 |
| 2 | 55.924 | +3.034 | 11:14:17.157 |
| 3 | 55.155 | +2.265 | 11:15:12.312 |
| 4 | 54.922 | +2.032 | 11:16:07.234 |
| 5 | 52.890 | | 11:17:00.124 |
| 6 | 53.165 | +0.275 | 11:17:53.289 |
| 7 | 53.183 | +0.293 | 11:18:46.472 |

| Lap | Lap Tm | Diff | Time of Day |
|-------------------------------|---------------|--------|--------------|
| (117) Dmitry Derepovka | | | |
| 1 | 56.852 | +3.587 | 11:12:36.627 |
| 2 | 55.329 | +2.064 | 11:13:31.956 |
| 3 | 54.756 | +1.491 | 11:14:26.712 |
| 4 | 54.533 | +1.268 | 11:15:21.245 |
| 5 | 53.416 | +0.151 | 11:16:14.661 |
| 6 | 53.292 | +0.027 | 11:17:07.953 |
| 7 | 53.586 | +0.321 | 11:18:01.539 |
| 8 | 53.680 | +0.415 | 11:18:55.219 |
| 9 | 53.265 | | 11:19:48.484 |



Eesti MV IV etapp kardisporis

Sorted on Best Lap time

Micro

Aravete kardirada 1,001 Km

Micro - vabatreening 3

2.07.2010 12:10

Practice started at 12:11:51

| Pos | No. | Name | Nat | Entrant/Race Team | Chassis | Engine | Tires | Best Tm | Diff | Gap | Laps | In Lap | Best Speed |
|-----|-----|-------------------|-----|---------------------|-----------|----------|-------------|---------|-------|-------|------|--------|------------|
| 1 | 8 | Jan Markus Kõõra | EST | AGS Racing | Tony Kart | Raket 85 | Bridgestone | 50.835 | | | 9 | 4 | 70,888 |
| 2 | 6 | Kermo Pihelgas | EST | Sar-Tech Motorsport | Intrepid | Raket 85 | Bridgestone | 51.155 | 0.320 | 0.320 | 9 | 5 | 70,445 |
| 3 | 21 | Valters Zviedris | LAT | Steinerts RT | MS Kart | Raket 85 | Bridgestone | 51.360 | 0.525 | 0.205 | 9 | 6 | 70,164 |
| 4 | 3 | Artur Ploom | EST | Roli Motors Team | CRG | Raket 85 | Bridgestone | 51.391 | 0.556 | 0.031 | 8 | 8 | 70,121 |
| 5 | 11 | Georg Kõss | EST | TGT Racing | Tony Kart | Raket 85 | Bridgestone | 51.546 | 0.711 | 0.155 | 3 | 3 | 69,910 |
| 6 | 14 | Paul August Lääne | EST | ASSI Talvar Racing | Intrepid | Raket 85 | Bridgestone | 51.561 | 0.726 | 0.015 | 8 | 2 | 69,890 |
| 7 | 20 | Simon Loomets | EST | TGT Racing | Dino | Raket 85 | Bridgestone | 51.676 | 0.841 | 0.115 | 8 | 4 | 69,734 |
| 8 | 27 | Daniil Korolkov | RUS | | Tony Kart | Raket 85 | Bridgestone | 51.783 | 0.948 | 0.107 | 9 | 5 | 69,590 |
| 9 | 202 | Mihails Budovskis | LAT | Kika Motorsport | Gillard | Raket 85 | Bridgestone | 52.067 | 1.232 | 0.284 | 9 | 2 | 69,211 |
| 10 | 7 | Aleks Timm | EST | Kuningamäe Kart | Tony Kart | Raket 85 | Bridgestone | 52.068 | 1.233 | 0.001 | 9 | 8 | 69,209 |
| 11 | 117 | Dmitry Derepovka | RUS | | Tony Kart | Raket 85 | Bridgestone | 52.986 | 2.151 | 0.918 | 8 | 8 | 68,010 |
| 12 | 15 | Ragnar Veerus | EST | Vihur Team | Tony Kart | Raket 85 | Bridgestone | 53.094 | 2.259 | 0.108 | 9 | 7 | 67,872 |
| 13 | 33 | Karl Leesmaa | EST | AGS Racing | Tony Kart | Raket 85 | Bridgestone | 53.519 | 2.684 | 0.425 | 8 | 7 | 67,333 |



Eesti MV IV etapp kardispordis

Micro

Aravete kardirada 1,001 Km

Micro - vabatreening 3

2.07.2010 12:10

Practice started at 12:11:51

| Lap | Lap Tm | Diff | Time of Day |
|-----------------------------|---------------|--------|--------------|
| (8) Jan Markus Kõõra | | | |
| 1 | 54.728 | +3.893 | 12:12:55.328 |
| 2 | 52.007 | +1.172 | 12:13:47.335 |
| 3 | 51.136 | +0.301 | 12:14:38.471 |
| 4 | 50.835 | | 12:15:29.306 |
| 5 | 52.185 | +1.350 | 12:16:21.491 |
| 6 | 51.249 | +0.414 | 12:17:12.740 |
| 7 | 51.499 | +0.664 | 12:18:04.239 |
| 8 | 51.241 | +0.406 | 12:18:55.480 |
| 9 | 51.312 | +0.477 | 12:19:46.792 |

| Lap | Lap Tm | Diff | Time of Day |
|---------------------------|---------------|--------|--------------|
| (6) Kermo Pihelgas | | | |
| 1 | 53.110 | +1.955 | 12:13:00.569 |
| 2 | 51.433 | +0.278 | 12:13:52.002 |
| 3 | 51.923 | +0.768 | 12:14:43.925 |
| 4 | 52.669 | +1.514 | 12:15:36.594 |
| 5 | 51.155 | | 12:16:27.749 |
| 6 | 51.647 | +0.492 | 12:17:19.396 |
| 7 | 51.484 | +0.329 | 12:18:10.880 |
| 8 | 52.192 | +1.037 | 12:19:03.072 |
| 9 | 52.402 | +1.247 | 12:19:55.474 |

| Lap | Lap Tm | Diff | Time of Day |
|------------------------------|---------------|--------|--------------|
| (21) Valters Zviedris | | | |
| 1 | 56.838 | +5.478 | 12:13:00.472 |
| 2 | 52.425 | +1.065 | 12:13:52.897 |
| 3 | 51.976 | +0.616 | 12:14:44.873 |
| 4 | 52.716 | +1.356 | 12:15:37.589 |
| 5 | 52.072 | +0.712 | 12:16:29.661 |
| 6 | 51.360 | | 12:17:21.021 |
| 7 | 51.453 | +0.093 | 12:18:12.474 |
| 8 | 51.361 | +0.001 | 12:19:03.835 |
| 9 | 52.820 | +1.460 | 12:19:56.655 |

| Lap | Lap Tm | Diff | Time of Day |
|------------------------|---------------|--------|--------------|
| (3) Artur Ploom | | | |
| 1 | 59.563 | +8.172 | 12:13:04.613 |
| 2 | 52.561 | +1.170 | 12:13:57.174 |
| 3 | 52.078 | +0.687 | 12:14:49.252 |
| 4 | 51.768 | +0.377 | 12:15:41.020 |
| 5 | 51.689 | +0.298 | 12:16:32.709 |
| 6 | 51.970 | +0.579 | 12:17:24.679 |
| 7 | 51.546 | +0.155 | 12:18:16.225 |
| 8 | 51.391 | | 12:19:07.616 |

| Lap | Lap Tm | Diff | Time of Day |
|------------------------|---------------|--------|--------------|
| (11) Georg Kõss | | | |
| 1 | 55.611 | +4.065 | 12:13:01.018 |
| 2 | 52.153 | +0.607 | 12:13:53.171 |
| 3 | 51.546 | | 12:14:44.717 |

| Lap | Lap Tm | Diff | Time of Day |
|-------------------------------|---------------|--------|--------------|
| (14) Paul August Lääne | | | |
| 1 | 54.665 | +3.104 | 12:13:00.356 |
| 2 | 51.561 | | 12:13:51.917 |
| 3 | 52.135 | +0.574 | 12:14:44.052 |
| 4 | 52.048 | +0.487 | 12:15:36.100 |
| 5 | 51.841 | +0.280 | 12:16:27.941 |
| 6 | 51.796 | +0.235 | 12:17:19.737 |
| 7 | 52.043 | +0.482 | 12:18:11.780 |
| 8 | 51.749 | +0.188 | 12:19:03.529 |

| Lap | Lap Tm | Diff | Time of Day |
|---------------------------|---------------|---------|--------------|
| (20) Simon Loomets | | | |
| 1 | 53.847 | +2.171 | 12:12:53.498 |
| 2 | 52.129 | +0.453 | 12:13:45.627 |
| 3 | 51.925 | +0.249 | 12:14:37.552 |
| 4 | 51.676 | | 12:15:29.228 |
| 5 | 1:22.544 | +30.868 | 12:16:51.772 |
| 6 | 52.474 | +0.798 | 12:17:44.246 |

| Lap | Lap Tm | Diff | Time of Day |
|-----|--------|--------|--------------|
| 7 | 51.995 | +0.319 | 12:18:36.241 |
| 8 | 51.807 | +0.131 | 12:19:28.048 |

| Lap | Lap Tm | Diff | Time of Day |
|----------------------------|---------------|--------|--------------|
| (27) Daniil Korolov | | | |
| 1 | 54.591 | +2.808 | 12:12:56.930 |
| 2 | 53.073 | +1.290 | 12:13:50.003 |
| 3 | 53.504 | +1.721 | 12:14:43.507 |
| 4 | 52.323 | +0.540 | 12:15:35.830 |
| 5 | 51.783 | | 12:16:27.613 |
| 6 | 52.605 | +0.822 | 12:17:20.218 |
| 7 | 52.133 | +0.350 | 12:18:12.351 |
| 8 | 52.261 | +0.478 | 12:19:04.612 |
| 9 | 52.501 | +0.718 | 12:19:57.113 |

| Lap | Lap Tm | Diff | Time of Day |
|--------------------------------|---------------|--------|--------------|
| (202) Mihails Budovskis | | | |
| 1 | 55.456 | +3.389 | 12:12:55.834 |
| 2 | 52.067 | | 12:13:47.901 |
| 3 | 53.201 | +1.134 | 12:14:41.102 |
| 4 | 52.167 | +0.100 | 12:15:33.269 |
| 5 | 52.355 | +0.288 | 12:16:25.624 |
| 6 | 52.731 | +0.664 | 12:17:18.355 |
| 7 | 52.461 | +0.394 | 12:18:10.816 |
| 8 | 52.172 | +0.105 | 12:19:02.988 |
| 9 | 53.482 | +1.415 | 12:19:56.470 |

| Lap | Lap Tm | Diff | Time of Day |
|-----------------------|---------------|--------|--------------|
| (7) Aleks Timm | | | |
| 1 | 55.927 | +3.859 | 12:12:54.691 |
| 2 | 53.031 | +0.963 | 12:13:47.722 |
| 3 | 53.710 | +1.642 | 12:14:41.432 |
| 4 | 52.113 | +0.045 | 12:15:33.545 |
| 5 | 52.482 | +0.414 | 12:16:26.027 |
| 6 | 53.352 | +1.284 | 12:17:19.379 |
| 7 | 52.741 | +0.673 | 12:18:12.120 |
| 8 | 52.068 | | 12:19:04.188 |
| 9 | 52.780 | +0.712 | 12:19:56.968 |

| Lap | Lap Tm | Diff | Time of Day |
|-------------------------------|---------------|--------|--------------|
| (117) Dmitry Derepovka | | | |
| 1 | 56.959 | +3.973 | 12:12:56.385 |
| 2 | 53.430 | +0.444 | 12:13:49.815 |
| 3 | 54.041 | +1.055 | 12:14:43.856 |
| 4 | 53.459 | +0.473 | 12:15:37.315 |
| 5 | 53.356 | +0.370 | 12:16:30.671 |
| 6 | 54.261 | +1.275 | 12:17:24.932 |
| 7 | 53.095 | +0.109 | 12:18:18.027 |
| 8 | 52.986 | | 12:19:11.013 |

| Lap | Lap Tm | Diff | Time of Day |
|---------------------------|---------------|--------|--------------|
| (15) Ragnar Veerus | | | |
| 1 | 55.770 | +2.676 | 12:12:57.434 |
| 2 | 53.293 | +0.199 | 12:13:50.727 |
| 3 | 53.592 | +0.498 | 12:14:44.319 |
| 4 | 53.143 | +0.049 | 12:15:37.462 |
| 5 | 53.445 | +0.351 | 12:16:30.907 |
| 6 | 53.697 | +0.603 | 12:17:24.604 |
| 7 | 53.094 | | 12:18:17.698 |
| 8 | 53.475 | +0.381 | 12:19:11.173 |
| 9 | 53.447 | +0.353 | 12:20:04.620 |

| Lap | Lap Tm | Diff | Time of Day |
|--------------------------|---------------|--------|--------------|
| (33) Karl Leesmaa | | | |
| 1 | 57.034 | +3.515 | 12:13:31.917 |
| 2 | 54.609 | +1.090 | 12:14:26.526 |
| 3 | 54.349 | +0.830 | 12:15:20.875 |
| 4 | 55.301 | +1.782 | 12:16:16.176 |
| 5 | 54.693 | +1.174 | 12:17:10.869 |
| 6 | 54.096 | +0.577 | 12:18:04.965 |
| 7 | 53.519 | | 12:18:58.484 |
| 8 | 53.565 | +0.046 | 12:19:52.049 |





Eesti MV IV etapp kardispordis

Sorted on Best Lap time

Micro

Aravete kardirada 1,001 Km

Micro - vabatreening 4

2.07.2010 13:10

Practice started at 13:10:59

| Pos | No. | Name | Nat | Entrant/Race Team | Chassis | Engine | Tires | Best Tm | Diff | Gap | Laps | In Lap | Best Speed |
|-----|-----|-------------------|-----|---------------------|-----------|----------|-------------|---------|-------|-------|------|--------|------------|
| 1 | 8 | Jan Markus Kõõra | EST | AGS Racing | Tony Kart | Raket 85 | Bridgestone | 50.685 | | | 10 | 9 | 71,098 |
| 2 | 20 | Simon Loomets | EST | TGT Racing | Dino | Raket 85 | Bridgestone | 51.086 | 0.401 | 0.401 | 9 | 5 | 70,540 |
| 3 | 3 | Artur Ploom | EST | Roli Motors Team | CRG | Raket 85 | Bridgestone | 51.107 | 0.422 | 0.021 | 9 | 8 | 70,511 |
| 4 | 11 | Georg Kõss | EST | TGT Racing | Tony Kart | Raket 85 | Bridgestone | 51.176 | 0.491 | 0.069 | 9 | 5 | 70,416 |
| 5 | 27 | Daniil Korolkov | RUS | | Tony Kart | Raket 85 | Bridgestone | 51.225 | 0.540 | 0.049 | 8 | 6 | 70,348 |
| 6 | 202 | Mihails Budovskis | LAT | Kika Motorsport | Gillard | Raket 85 | Bridgestone | 51.656 | 0.971 | 0.431 | 9 | 5 | 69,761 |
| 7 | 7 | Aleks Timm | EST | Kuningamäe Kart | Tony Kart | Raket 85 | Bridgestone | 52.006 | 1.321 | 0.350 | 10 | 8 | 69,292 |
| 8 | 14 | Paul August Lääne | EST | ASSI Talvar Racing | Intrepid | Raket 85 | Bridgestone | 52.011 | 1.326 | 0.005 | 9 | 4 | 69,285 |
| 9 | 21 | Valters Zviedris | LAT | Steinerts RT | MS Kart | Raket 85 | Bridgestone | 52.043 | 1.358 | 0.032 | 9 | 6 | 69,243 |
| 10 | 33 | Karl Leesmaa | EST | AGS Racing | Tony Kart | Raket 85 | Bridgestone | 52.241 | 1.556 | 0.198 | 9 | 7 | 68,980 |
| 11 | 15 | Ragnar Veerus | EST | Vihur Team | Tony Kart | Raket 85 | Bridgestone | 52.693 | 2.008 | 0.452 | 9 | 3 | 68,389 |
| 12 | 117 | Dmitry Derepovka | RUS | | Tony Kart | Raket 85 | Bridgestone | 53.269 | 2.584 | 0.576 | 9 | 8 | 67,649 |
| 13 | 6 | Kermo Pihelgas | EST | Sar-Tech Motorsport | Intrepid | Raket 85 | Bridgestone | 55.151 | 4.466 | 1.882 | 5 | 3 | 65,341 |



Eesti MV IV etapp kardispordis

Micro

Aravete kardirada 1,001 Km

Micro - vabatreening 4

2.07.2010 13:10

Practice started at 13:10:59

| Lap | Lap Tm | Diff | Time of Day |
|-----------------------------|---------------|--------|--------------|
| (8) Jan Markus Kõõra | | | |
| 1 | 57.644 | +6.959 | 13:12:07.973 |
| 2 | 52.353 | +1.668 | 13:13:00.326 |
| 3 | 50.694 | +0.009 | 13:13:51.020 |
| 4 | 51.343 | +0.658 | 13:14:42.363 |
| 5 | 51.157 | +0.472 | 13:15:33.520 |
| 6 | 51.155 | +0.470 | 13:16:24.675 |
| 7 | 50.893 | +0.208 | 13:17:15.568 |
| 8 | 50.811 | +0.126 | 13:18:06.379 |
| 9 | 50.685 | | 13:18:57.064 |
| 10 | 52.938 | +2.253 | 13:19:50.002 |

| Lap | Lap Tm | Diff | Time of Day |
|---------------------------|---------------|--------|--------------|
| (20) Simon Loomets | | | |
| 1 | 53.691 | +2.605 | 13:12:08.249 |
| 2 | 54.147 | +3.061 | 13:13:02.396 |
| 3 | 54.531 | +3.445 | 13:13:56.927 |
| 4 | 52.947 | +1.861 | 13:14:49.874 |
| 5 | 51.086 | | 13:15:40.960 |
| 6 | 51.505 | +0.419 | 13:16:32.465 |
| 7 | 51.644 | +0.558 | 13:17:24.109 |
| 8 | 51.228 | +0.142 | 13:18:15.337 |
| 9 | 51.098 | +0.012 | 13:19:06.435 |

| Lap | Lap Tm | Diff | Time of Day |
|------------------------|---------------|--------|--------------|
| (3) Artur Ploom | | | |
| 1 | 54.852 | +3.745 | 13:12:33.939 |
| 2 | 52.151 | +1.044 | 13:13:26.090 |
| 3 | 51.990 | +0.883 | 13:14:18.080 |
| 4 | 51.506 | +0.399 | 13:15:09.586 |
| 5 | 51.615 | +0.508 | 13:16:01.201 |
| 6 | 51.675 | +0.568 | 13:16:52.876 |
| 7 | 51.348 | +0.241 | 13:17:44.224 |
| 8 | 51.107 | | 13:18:35.331 |
| 9 | 51.154 | +0.047 | 13:19:26.485 |

| Lap | Lap Tm | Diff | Time of Day |
|------------------------|---------------|--------|--------------|
| (11) Georg Kõss | | | |
| 1 | 56.171 | +4.995 | 13:12:10.125 |
| 2 | 54.017 | +2.841 | 13:13:04.142 |
| 3 | 52.982 | +1.806 | 13:13:57.124 |
| 4 | 52.548 | +1.372 | 13:14:49.672 |
| 5 | 51.176 | | 13:15:40.848 |
| 6 | 51.783 | +0.607 | 13:16:32.631 |
| 7 | 52.412 | +1.236 | 13:17:25.043 |
| 8 | 52.347 | +1.171 | 13:18:17.390 |
| 9 | 51.371 | +0.195 | 13:19:08.761 |

| Lap | Lap Tm | Diff | Time of Day |
|-----------------------------|---------------|-----------|--------------|
| (27) Daniil Korolkov | | | |
| 1 | 55.424 | +4.199 | 13:12:51.628 |
| 2 | 52.626 | +1.401 | 13:13:44.254 |
| 3 | 1:55.604 | +1:04.379 | 13:15:39.858 |
| 4 | 52.355 | +1.130 | 13:16:32.213 |
| 5 | 52.229 | +1.004 | 13:17:24.442 |
| 6 | 51.225 | | 13:18:15.667 |
| 7 | 51.663 | +0.438 | 13:19:07.330 |
| 8 | 55.084 | +3.859 | 13:20:02.414 |

| Lap | Lap Tm | Diff | Time of Day |
|--------------------------------|---------------|--------|--------------|
| (202) Mihails Budovskis | | | |
| 1 | 57.268 | +5.612 | 13:12:04.689 |
| 2 | 53.099 | +1.443 | 13:12:57.788 |
| 3 | 52.579 | +0.923 | 13:13:50.367 |
| 4 | 52.243 | +0.587 | 13:14:42.610 |
| 5 | 51.656 | | 13:15:34.266 |
| 6 | 52.267 | +0.611 | 13:16:26.533 |
| 7 | 52.075 | +0.419 | 13:17:18.608 |
| 8 | 52.545 | +0.889 | 13:18:11.153 |
| 9 | 52.697 | +1.041 | 13:19:03.850 |

| Lap | Lap Tm | Diff | Time of Day |
|-----------------------|---------------|--------|--------------|
| (7) Aleks Timm | | | |
| 1 | 55.863 | +3.857 | 13:12:04.159 |
| 2 | 53.486 | +1.480 | 13:12:57.645 |
| 3 | 52.904 | +0.898 | 13:13:50.549 |
| 4 | 52.386 | +0.380 | 13:14:42.935 |
| 5 | 52.814 | +0.808 | 13:15:35.749 |
| 6 | 52.102 | +0.096 | 13:16:27.851 |
| 7 | 52.093 | +0.087 | 13:17:19.944 |
| 8 | 52.006 | | 13:18:11.950 |
| 9 | 52.269 | +0.263 | 13:19:04.219 |
| 10 | 52.059 | +0.053 | 13:19:56.278 |

| Lap | Lap Tm | Diff | Time of Day |
|-------------------------------|---------------|--------|--------------|
| (14) Paul August Lääne | | | |
| 1 | 55.121 | +3.110 | 13:12:07.035 |
| 2 | 52.199 | +0.188 | 13:12:59.234 |
| 3 | 52.101 | +0.090 | 13:13:51.335 |
| 4 | 52.011 | | 13:14:43.346 |
| 5 | 52.087 | +0.076 | 13:15:35.433 |
| 6 | 52.508 | +0.497 | 13:16:27.941 |
| 7 | 52.188 | +0.177 | 13:17:20.129 |
| 8 | 53.359 | +1.348 | 13:18:13.488 |
| 9 | 52.513 | +0.502 | 13:19:06.001 |

| Lap | Lap Tm | Diff | Time of Day |
|------------------------------|---------------|--------|--------------|
| (21) Valters Zviedris | | | |
| 1 | 57.321 | +5.278 | 13:12:05.210 |
| 2 | 52.782 | +0.739 | 13:12:57.992 |
| 3 | 52.815 | +0.772 | 13:13:50.807 |
| 4 | 52.430 | +0.387 | 13:14:43.237 |
| 5 | 52.842 | +0.799 | 13:15:36.079 |
| 6 | 52.043 | | 13:16:28.122 |
| 7 | 52.225 | +0.182 | 13:17:20.347 |
| 8 | 53.264 | +1.221 | 13:18:13.611 |
| 9 | 52.261 | +0.218 | 13:19:05.872 |

| Lap | Lap Tm | Diff | Time of Day |
|--------------------------|---------------|--------|--------------|
| (33) Karl Leesmaa | | | |
| 1 | 55.778 | +3.537 | 13:12:10.022 |
| 2 | 53.905 | +1.664 | 13:13:03.927 |
| 3 | 53.401 | +1.160 | 13:13:57.328 |
| 4 | 53.763 | +1.522 | 13:14:51.091 |
| 5 | 52.689 | +0.448 | 13:15:43.780 |
| 6 | 52.610 | +0.369 | 13:16:36.390 |
| 7 | 52.241 | | 13:17:28.631 |
| 8 | 52.918 | +0.677 | 13:18:21.549 |
| 9 | 52.473 | +0.232 | 13:19:14.022 |

| Lap | Lap Tm | Diff | Time of Day |
|---------------------------|---------------|---------|--------------|
| (15) Ragnar Veerus | | | |
| 1 | 55.524 | +2.831 | 13:12:08.234 |
| 2 | 1:16.118 | +23.425 | 13:13:24.352 |
| 3 | 52.693 | | 13:14:17.045 |
| 4 | 52.773 | +0.080 | 13:15:09.818 |
| 5 | 52.891 | +0.198 | 13:16:02.709 |
| 6 | 52.730 | +0.037 | 13:16:55.439 |
| 7 | 52.753 | +0.060 | 13:17:48.192 |
| 8 | 53.058 | +0.365 | 13:18:41.250 |
| 9 | 53.100 | +0.407 | 13:19:34.350 |

| Lap | Lap Tm | Diff | Time of Day |
|-------------------------------|---------------|--------|--------------|
| (117) Dmitry Derepovka | | | |
| 1 | 56.528 | +3.259 | 13:12:08.363 |
| 2 | 55.107 | +1.838 | 13:13:03.470 |
| 3 | 58.673 | +5.404 | 13:14:02.143 |
| 4 | 54.376 | +1.107 | 13:14:56.519 |
| 5 | 53.949 | +0.680 | 13:15:50.468 |
| 6 | 53.470 | +0.201 | 13:16:43.938 |
| 7 | 53.689 | +0.420 | 13:17:37.627 |
| 8 | 53.269 | | 13:18:30.896 |

| Lap | Lap Tm | Diff | Time of Day |
|---------------------------|---------------|--------|--------------|
| (6) Kermo Pihelgas | | | |
| 9 | 53.963 | +0.694 | 13:19:24.859 |
| 1 | 58.503 | +3.352 | 13:12:20.544 |
| 2 | 56.569 | +1.418 | 13:13:17.113 |
| 3 | 55.151 | | 13:14:12.264 |
| 4 | 56.014 | +0.863 | 13:15:08.278 |
| 5 | 56.032 | +0.881 | 13:16:04.310 |



Eesti MV IV etapp kardispordis

Sorted on Best Lap time

Micro

Aravete kardirada 1,001 Km

Micro - vabatreening 5

2.07.2010 14:10

Practice started at 14:10:21

| Pos | No. | Name | Nat | Entrant/Race Team | Chassis | Engine | Tires | Best Tm | Diff | Gap | Laps | In Lap | Best Speed |
|-----|-----|-------------------|-----|---------------------|---------------|----------|-------------|---------|-------|-------|------|--------|------------|
| 1 | 8 | Jan Markus Kõõra | EST | AGS Racing | Tony Kart | Raket 85 | Bridgestone | 50.426 | | | 10 | 8 | 71,463 |
| 2 | 3 | Artur Ploom | EST | Roli Motors Team | CRG | Raket 85 | Bridgestone | 50.690 | 0.264 | 0.264 | 10 | 9 | 71,091 |
| 3 | 11 | Georg Kõss | EST | TGT Racing | Tony Kart | Raket 85 | Bridgestone | 50.979 | 0.553 | 0.289 | 9 | 9 | 70,688 |
| 4 | 6 | Kermo Pihelgas | EST | Sar-Tech Motorsport | Intrepid | Raket 85 | Bridgestone | 51.098 | 0.672 | 0.119 | 9 | 8 | 70,523 |
| 5 | 33 | Karl Leesmaa | EST | AGS Racing | Tony Kart | Raket 85 | Bridgestone | 51.100 | 0.674 | 0.002 | 7 | 6 | 70,521 |
| 6 | 27 | Daniil Korolkov | RUS | | Tony Kart | Raket 85 | Bridgestone | 51.188 | 0.762 | 0.088 | 10 | 8 | 70,399 |
| 7 | 202 | Mihails Budovskis | LAT | Kika Motorsport | Gillard | Raket 85 | Bridgestone | 51.195 | 0.769 | 0.007 | 10 | 10 | 70,390 |
| 8 | 20 | Simon Loomets | EST | TGT Racing | Dino | Raket 85 | Bridgestone | 51.278 | 0.852 | 0.083 | 10 | 9 | 70,276 |
| 9 | 12 | Kaur Rõõmussaar | EST | Roli Motors Team | Swiss Hutless | Raket 85 | Bridgestone | 51.492 | 1.066 | 0.214 | 10 | 6 | 69,984 |
| 10 | 15 | Ragnar Veerus | EST | Vihur Team | Tony Kart | Raket 85 | Bridgestone | 51.575 | 1.149 | 0.083 | 8 | 8 | 69,871 |
| 11 | 14 | Paul August Lääne | EST | ASSI Talvar Racing | Intrepid | Raket 85 | Bridgestone | 51.876 | 1.450 | 0.301 | 9 | 2 | 69,466 |
| 12 | 7 | Aleks Timm | EST | Kuningamäe Kart | Tony Kart | Raket 85 | Bridgestone | 51.970 | 1.544 | 0.094 | 10 | 8 | 69,340 |
| 13 | 117 | Dmitry Derepovka | RUS | | Tony Kart | Raket 85 | Bridgestone | 53.191 | 2.765 | 1.221 | 10 | 2 | 67,748 |



Eesti MV IV etapp kardispordis

Micro

Aravete kardirada 1,001 Km

Micro - vabatreening 5

2.07.2010 14:10

Practice started at 14:10:21

| Lap | Lap Tm | Diff | Time of Day |
|-----------------------------|---------------|--------|--------------|
| (8) Jan Markus Kõõra | | | |
| 1 | 54.019 | +3.593 | 14:11:21.826 |
| 2 | 52.293 | +1.867 | 14:12:14.119 |
| 3 | 52.096 | +1.670 | 14:13:06.215 |
| 4 | 52.553 | +2.127 | 14:13:58.768 |
| 5 | 50.953 | +0.527 | 14:14:49.721 |
| 6 | 50.726 | +0.300 | 14:15:40.447 |
| 7 | 50.688 | +0.262 | 14:16:31.135 |
| 8 | 50.426 | | 14:17:21.561 |
| 9 | 51.067 | +0.641 | 14:18:12.628 |
| 10 | 50.679 | +0.253 | 14:19:03.307 |

| Lap | Lap Tm | Diff | Time of Day |
|------------------------|---------------|--------|--------------|
| (3) Artur Ploom | | | |
| 1 | 54.954 | +4.264 | 14:11:47.725 |
| 2 | 52.386 | +1.696 | 14:12:40.111 |
| 3 | 51.941 | +1.251 | 14:13:32.052 |
| 4 | 51.867 | +1.177 | 14:14:23.919 |
| 5 | 51.360 | +0.670 | 14:15:15.279 |
| 6 | 51.182 | +0.492 | 14:16:06.461 |
| 7 | 51.202 | +0.512 | 14:16:57.663 |
| 8 | 51.346 | +0.656 | 14:17:49.009 |
| 9 | 50.690 | | 14:18:39.699 |
| 10 | 51.011 | +0.321 | 14:19:30.710 |

| Lap | Lap Tm | Diff | Time of Day |
|------------------------|---------------|---------|--------------|
| (11) Georg Kõss | | | |
| 1 | 57.168 | +6.189 | 14:11:40.118 |
| 2 | 1:06.274 | +15.295 | 14:12:46.392 |
| 3 | 53.239 | +2.260 | 14:13:39.631 |
| 4 | 1:05.269 | +14.290 | 14:14:44.900 |
| 5 | 51.977 | +0.998 | 14:15:36.877 |
| 6 | 51.954 | +0.975 | 14:16:28.831 |
| 7 | 52.365 | +1.386 | 14:17:21.196 |
| 8 | 51.866 | +0.887 | 14:18:13.062 |
| 9 | 50.979 | | 14:19:04.041 |

| Lap | Lap Tm | Diff | Time of Day |
|---------------------------|---------------|---------|--------------|
| (6) Kermo Pihelgas | | | |
| 1 | 54.600 | +3.502 | 14:11:25.330 |
| 2 | 51.368 | +0.270 | 14:12:16.698 |
| 3 | 1:22.271 | +31.173 | 14:13:38.969 |
| 4 | 54.270 | +3.172 | 14:14:33.239 |
| 5 | 57.218 | +6.120 | 14:15:30.457 |
| 6 | 58.105 | +7.007 | 14:16:28.562 |
| 7 | 53.086 | +1.988 | 14:17:21.648 |
| 8 | 51.098 | | 14:18:12.746 |
| 9 | 51.387 | +0.289 | 14:19:04.133 |

| Lap | Lap Tm | Diff | Time of Day |
|--------------------------|---------------|---------|--------------|
| (33) Karl Leesmaa | | | |
| 1 | 55.304 | +4.204 | 14:13:49.459 |
| 2 | 52.619 | +1.519 | 14:14:42.078 |
| 3 | 1:21.364 | +30.264 | 14:16:03.442 |
| 4 | 53.072 | +1.972 | 14:16:56.514 |
| 5 | 52.390 | +1.290 | 14:17:48.904 |
| 6 | 51.100 | | 14:18:40.004 |
| 7 | 51.299 | +0.199 | 14:19:31.303 |

| Lap | Lap Tm | Diff | Time of Day |
|-----------------------------|---------------|--------|--------------|
| (27) Daniil Korolkov | | | |
| 1 | 55.543 | +4.355 | 14:11:22.497 |
| 2 | 52.547 | +1.359 | 14:12:15.044 |
| 3 | 51.824 | +0.636 | 14:13:06.868 |
| 4 | 52.545 | +1.357 | 14:13:59.413 |
| 5 | 51.989 | +0.801 | 14:14:51.402 |
| 6 | 52.011 | +0.823 | 14:15:43.413 |
| 7 | 51.884 | +0.696 | 14:16:35.297 |
| 8 | 51.188 | | 14:17:26.485 |
| 9 | 51.714 | +0.526 | 14:18:18.199 |

| Lap | Lap Tm | Diff | Time of Day |
|--------------------------------|---------------|--------|--------------|
| 10 | 52.396 | +1.208 | 14:19:10.595 |
| (202) Mihails Budovskis | | | |
| 1 | 55.587 | +4.392 | 14:11:23.045 |
| 2 | 53.148 | +1.953 | 14:12:16.193 |
| 3 | 52.043 | +0.848 | 14:13:08.236 |
| 4 | 53.626 | +2.431 | 14:14:01.862 |
| 5 | 52.472 | +1.277 | 14:14:54.334 |
| 6 | 51.810 | +0.615 | 14:15:46.144 |
| 7 | 51.830 | +0.635 | 14:16:37.974 |
| 8 | 51.503 | +0.308 | 14:17:29.477 |
| 9 | 51.695 | +0.500 | 14:18:21.172 |
| 10 | 51.195 | | 14:19:12.367 |

| Lap | Lap Tm | Diff | Time of Day |
|---------------------------|---------------|--------|--------------|
| (20) Simon Loomets | | | |
| 1 | 54.884 | +3.606 | 14:11:23.492 |
| 2 | 52.904 | +1.626 | 14:12:16.396 |
| 3 | 1:00.206 | +8.928 | 14:13:16.602 |
| 4 | 56.040 | +4.762 | 14:14:12.642 |
| 5 | 54.272 | +2.994 | 14:15:06.914 |
| 6 | 54.175 | +2.897 | 14:16:01.089 |
| 7 | 55.771 | +4.493 | 14:16:56.860 |
| 8 | 52.570 | +1.292 | 14:17:49.430 |
| 9 | 51.278 | | 14:18:40.708 |
| 10 | 51.355 | +0.077 | 14:19:32.063 |

| Lap | Lap Tm | Diff | Time of Day |
|-----------------------------|---------------|--------|--------------|
| (12) Kaur Rõõmussaar | | | |
| 1 | 55.118 | +3.626 | 14:11:21.701 |
| 2 | 51.927 | +0.435 | 14:12:13.628 |
| 3 | 52.262 | +0.770 | 14:13:05.890 |
| 4 | 52.781 | +1.289 | 14:13:58.671 |
| 5 | 51.754 | +0.262 | 14:14:50.425 |
| 6 | 51.492 | | 14:15:41.917 |
| 7 | 52.024 | +0.532 | 14:16:33.941 |
| 8 | 52.016 | +0.524 | 14:17:25.957 |
| 9 | 51.930 | +0.438 | 14:18:17.887 |
| 10 | 52.319 | +0.827 | 14:19:10.206 |

| Lap | Lap Tm | Diff | Time of Day |
|---------------------------|---------------|-----------|--------------|
| (15) Ragnar Veerus | | | |
| 1 | 55.239 | +3.664 | 14:11:23.341 |
| 2 | 52.722 | +1.147 | 14:12:16.063 |
| 3 | 51.581 | +0.006 | 14:13:07.644 |
| 4 | 2:24.909 | +1:33.334 | 14:15:32.553 |
| 5 | 55.425 | +3.850 | 14:16:27.978 |
| 6 | 52.786 | +1.211 | 14:17:20.764 |
| 7 | 52.625 | +1.050 | 14:18:13.389 |
| 8 | 51.575 | | 14:19:04.964 |

| Lap | Lap Tm | Diff | Time of Day |
|-------------------------------|---------------|---------|--------------|
| (14) Paul August Lääne | | | |
| 1 | 54.425 | +2.549 | 14:11:25.728 |
| 2 | 51.876 | | 14:12:17.604 |
| 3 | 53.136 | +1.260 | 14:13:10.740 |
| 4 | 53.431 | +1.555 | 14:14:04.171 |
| 5 | 54.013 | +2.137 | 14:14:58.184 |
| 6 | 1:23.232 | +31.356 | 14:16:21.416 |
| 7 | 53.197 | +1.321 | 14:17:14.613 |
| 8 | 1:15.259 | +23.383 | 14:18:29.872 |
| 9 | 53.055 | +1.179 | 14:19:22.927 |

| Lap | Lap Tm | Diff | Time of Day |
|-----------------------|--------|--------|--------------|
| (7) Aleks Timm | | | |
| 1 | 55.952 | +3.982 | 14:11:19.768 |
| 2 | 53.493 | +1.523 | 14:12:13.261 |
| 3 | 52.855 | +0.885 | 14:13:06.116 |
| 4 | 53.111 | +1.141 | 14:13:59.227 |
| 5 | 51.999 | +0.029 | 14:14:51.226 |
| 6 | 52.072 | +0.102 | 14:15:43.298 |



Eesti MV IV etapp kardispordis

Sorted on Best Lap time

Micro

Aravete kardirada 1,001 Km

Micro - vabatreening 6

2.07.2010 15:10

Practice started at 15:11:16

| Pos | No. | Name | Nat | Entrant/Race Team | Chassis | Engine | Tires | Best Tm | Diff | Gap | Laps | In Lap | Best Speed |
|-----|-----|-------------------|-----|-------------------------|---------------|----------|-------------|---------|-------|-------|------|--------|------------|
| 1 | 3 | Artur Ploom | EST | Roli Motors Team | CRG | Raket 85 | Bridgeston | 50.303 | | | 9 | 9 | 71,638 |
| 2 | 8 | Jan Markus Kõõra | EST | AGS Racing | Tony Kart | Raket 85 | Bridgestone | 50.492 | 0.189 | 0.189 | 9 | 5 | 71,370 |
| 3 | 11 | Georg Kõss | EST | TGT Racing | Tony Kart | Raket 85 | Bridgestone | 50.691 | 0.388 | 0.199 | 9 | 8 | 71,090 |
| 4 | 21 | Valters Zviedris | LAT | Steinerts RT | MS Kart | Raket 85 | Bridgestone | 50.784 | 0.481 | 0.093 | 9 | 7 | 70,959 |
| 5 | 20 | Simon Loomets | EST | TGT Racing | Dino | Raket 85 | Bridgestone | 50.785 | 0.482 | 0.001 | 9 | 8 | 70,958 |
| 6 | 33 | Karl Leesmaa | EST | AGS Racing | Tony Kart | Raket 85 | Bridgestone | 50.984 | 0.681 | 0.199 | 9 | 5 | 70,681 |
| 7 | 15 | Ragnar Veerus | EST | Vihur Team | Tony Kart | Raket 85 | Bridgestone | 51.146 | 0.843 | 0.162 | 9 | 5 | 70,457 |
| 8 | 12 | Kaur Rõõmussaar | EST | Roli Motors Team | Swiss Hutless | Raket 85 | Bridgestone | 51.263 | 0.960 | 0.117 | 9 | 9 | 70,296 |
| 9 | 14 | Paul August Lääne | EST | ASSI Talvar Racing | Intrepid | Raket 85 | Bridgestone | 51.351 | 1.048 | 0.088 | 9 | 8 | 70,176 |
| 10 | 202 | Mihails Budovskis | LAT | Kika Motorsport | Gillard | Raket 85 | Bridgestone | 51.607 | 1.304 | 0.256 | 4 | 4 | 69,828 |
| 11 | 6 | Kermo Pihelgas | EST | Sar-Tech Motorsport | Intrepid | Raket 85 | Bridgestone | 51.882 | 1.579 | 0.275 | 4 | 3 | 69,458 |
| 12 | 7 | Aleks Timm | EST | Kuningamäe Kart | Tony Kart | Raket 85 | Bridgestone | 51.887 | 1.584 | 0.005 | 9 | 5 | 69,451 |
| 13 | 117 | Dmitry Derepovka | RUS | | Tony Kart | Raket 85 | Bridgestone | 52.650 | 2.347 | 0.763 | 9 | 5 | 68,444 |



Eesti MV IV etapp kardispordis

Micro

Aravete kardirada 1,001 Km

Micro - vabatreening 6

2.07.2010 15:10

Practice started at 15:11:16

| Lap | Lap Tm | Diff | Time of Day |
|------------------------|---------------|--------|--------------|
| (3) Artur Ploom | | | |
| 1 | 54.274 | +3.971 | 15:12:43.551 |
| 2 | 52.064 | +1.761 | 15:13:35.615 |
| 3 | 51.218 | +0.915 | 15:14:26.833 |
| 4 | 51.015 | +0.712 | 15:15:17.848 |
| 5 | 50.858 | +0.555 | 15:16:08.706 |
| 6 | 51.012 | +0.709 | 15:16:59.718 |
| 7 | 50.525 | +0.222 | 15:17:50.243 |
| 8 | 50.555 | +0.252 | 15:18:40.798 |
| 9 | 50.303 | | 15:19:31.101 |

| Lap | Lap Tm | Diff | Time of Day |
|-----------------------------|---------------|--------|--------------|
| (8) Jan Markus Kõõra | | | |
| 1 | 54.298 | +3.806 | 15:12:21.850 |
| 2 | 51.220 | +0.728 | 15:13:13.070 |
| 3 | 51.808 | +1.316 | 15:14:04.878 |
| 4 | 51.113 | +0.621 | 15:14:55.991 |
| 5 | 50.492 | | 15:15:46.483 |
| 6 | 50.949 | +0.457 | 15:16:37.432 |
| 7 | 50.626 | +0.134 | 15:17:28.058 |
| 8 | 50.642 | +0.150 | 15:18:18.700 |
| 9 | 50.856 | +0.364 | 15:19:09.556 |

| Lap | Lap Tm | Diff | Time of Day |
|------------------------|---------------|--------|--------------|
| (11) Georg Kõss | | | |
| 1 | 53.960 | +3.269 | 15:12:30.294 |
| 2 | 51.795 | +1.104 | 15:13:22.089 |
| 3 | 51.503 | +0.812 | 15:14:13.592 |
| 4 | 51.235 | +0.544 | 15:15:04.827 |
| 5 | 51.001 | +0.310 | 15:15:55.828 |
| 6 | 51.369 | +0.678 | 15:16:47.197 |
| 7 | 51.322 | +0.631 | 15:17:38.519 |
| 8 | 50.691 | | 15:18:29.210 |
| 9 | 51.344 | +0.653 | 15:19:20.554 |

| Lap | Lap Tm | Diff | Time of Day |
|------------------------------|---------------|--------|--------------|
| (21) Valters Zviedris | | | |
| 1 | 54.931 | +4.147 | 15:12:18.445 |
| 2 | 52.502 | +1.718 | 15:13:10.947 |
| 3 | 51.941 | +1.157 | 15:14:02.888 |
| 4 | 51.868 | +1.084 | 15:14:54.756 |
| 5 | 51.547 | +0.763 | 15:15:46.303 |
| 6 | 51.508 | +0.724 | 15:16:37.811 |
| 7 | 50.784 | | 15:17:28.595 |
| 8 | 50.952 | +0.168 | 15:18:19.547 |
| 9 | 50.875 | +0.091 | 15:19:10.422 |

| Lap | Lap Tm | Diff | Time of Day |
|---------------------------|---------------|--------|--------------|
| (20) Simon Loomets | | | |
| 1 | 53.875 | +3.090 | 15:12:22.148 |
| 2 | 51.658 | +0.873 | 15:13:13.806 |
| 3 | 51.379 | +0.594 | 15:14:05.185 |
| 4 | 51.346 | +0.561 | 15:14:56.531 |
| 5 | 51.211 | +0.426 | 15:15:47.742 |
| 6 | 51.002 | +0.217 | 15:16:38.744 |
| 7 | 50.925 | +0.140 | 15:17:29.669 |
| 8 | 50.785 | | 15:18:20.454 |
| 9 | 50.789 | +0.004 | 15:19:11.243 |

| Lap | Lap Tm | Diff | Time of Day |
|--------------------------|---------------|--------|--------------|
| (33) Karl Leesmaa | | | |
| 1 | 54.567 | +3.583 | 15:12:22.714 |
| 2 | 52.846 | +1.862 | 15:13:15.560 |
| 3 | 52.153 | +1.169 | 15:14:07.713 |
| 4 | 51.833 | +0.849 | 15:14:59.546 |
| 5 | 50.984 | | 15:15:50.530 |
| 6 | 51.557 | +0.573 | 15:16:42.087 |
| 7 | 51.292 | +0.308 | 15:17:33.379 |
| 8 | 51.435 | +0.451 | 15:18:24.814 |
| 9 | 51.485 | +0.501 | 15:19:16.299 |

| Lap | Lap Tm | Diff | Time of Day |
|---------------------------|---------------|--------|--------------|
| (15) Ragnar Veerus | | | |
| 1 | 54.105 | +2.959 | 15:12:20.077 |
| 2 | 52.880 | +1.734 | 15:13:12.957 |
| 3 | 51.871 | +0.725 | 15:14:04.828 |
| 4 | 52.336 | +1.190 | 15:14:57.164 |
| 5 | 51.146 | | 15:15:48.310 |
| 6 | 51.308 | +0.162 | 15:16:39.618 |
| 7 | 51.373 | +0.227 | 15:17:30.991 |
| 8 | 51.257 | +0.111 | 15:18:22.248 |
| 9 | 51.811 | +0.665 | 15:19:14.059 |

| Lap | Lap Tm | Diff | Time of Day |
|-----------------------------|---------------|--------|--------------|
| (12) Kaur Rõõmussaar | | | |
| 1 | 54.404 | +3.141 | 15:12:17.484 |
| 2 | 51.832 | +0.569 | 15:13:09.316 |
| 3 | 51.596 | +0.333 | 15:14:00.912 |
| 4 | 51.614 | +0.351 | 15:14:52.526 |
| 5 | 51.395 | +0.132 | 15:15:43.921 |
| 6 | 51.766 | +0.503 | 15:16:35.687 |
| 7 | 51.526 | +0.263 | 15:17:27.213 |
| 8 | 51.404 | +0.141 | 15:18:18.617 |
| 9 | 51.263 | | 15:19:09.880 |

| Lap | Lap Tm | Diff | Time of Day |
|-------------------------------|---------------|--------|--------------|
| (14) Paul August Lääne | | | |
| 1 | 53.980 | +2.629 | 15:12:22.854 |
| 2 | 52.296 | +0.945 | 15:13:15.150 |
| 3 | 51.783 | +0.432 | 15:14:06.933 |
| 4 | 52.125 | +0.774 | 15:14:59.058 |
| 5 | 51.748 | +0.397 | 15:15:50.806 |
| 6 | 51.616 | +0.265 | 15:16:42.422 |
| 7 | 51.376 | +0.025 | 15:17:33.798 |
| 8 | 51.351 | | 15:18:25.149 |
| 9 | 51.630 | +0.279 | 15:19:16.779 |

| Lap | Lap Tm | Diff | Time of Day |
|--------------------------------|---------------|--------|--------------|
| (202) Mihails Budovskis | | | |
| 1 | 54.173 | +2.566 | 15:12:19.805 |
| 2 | 53.009 | +1.402 | 15:13:12.814 |
| 3 | 51.788 | +0.181 | 15:14:04.602 |
| 4 | 51.607 | | 15:14:56.209 |

| Lap | Lap Tm | Diff | Time of Day |
|---------------------------|---------------|--------|--------------|
| (6) Kermo Pihelgas | | | |
| 1 | 54.536 | +2.654 | 15:12:32.880 |
| 2 | 52.048 | +0.166 | 15:13:24.928 |
| 3 | 51.882 | | 15:14:16.810 |
| 4 | 52.429 | +0.547 | 15:15:09.239 |

| Lap | Lap Tm | Diff | Time of Day |
|-----------------------|---------------|--------|--------------|
| (7) Aleks Timm | | | |
| 1 | 55.619 | +3.732 | 15:12:22.542 |
| 2 | 53.419 | +1.532 | 15:13:15.961 |
| 3 | 52.274 | +0.387 | 15:14:08.235 |
| 4 | 52.263 | +0.376 | 15:15:00.498 |
| 5 | 51.887 | | 15:15:52.385 |
| 6 | 51.944 | +0.057 | 15:16:44.329 |
| 7 | 52.217 | +0.330 | 15:17:36.546 |
| 8 | 52.537 | +0.650 | 15:18:29.083 |
| 9 | 52.523 | +0.636 | 15:19:21.606 |

| Lap | Lap Tm | Diff | Time of Day |
|-------------------------------|---------------|--------|--------------|
| (117) Dmitry Derepovka | | | |
| 1 | 56.549 | +3.899 | 15:12:19.373 |
| 2 | 54.336 | +1.686 | 15:13:13.709 |
| 3 | 53.892 | +1.242 | 15:14:07.601 |
| 4 | 53.653 | +1.003 | 15:15:01.254 |
| 5 | 52.650 | | 15:15:53.904 |
| 6 | 53.184 | +0.534 | 15:16:47.088 |
| 7 | 53.418 | +0.768 | 15:17:40.506 |
| 8 | 53.596 | +0.946 | 15:18:34.102 |



Eesti MV IV etapp kardispordis

Sorted on Best Lap time

Micro

Aravete kardirada 1,001 Km

Micro - vabatreening 7

2.07.2010 16:10

Practice started at 16:10:14

| Pos | No. | Name | Nat | Entrant/Race Team | Chassis | Engine | Tires | Best Tm | Diff | Gap | Laps | In Lap | Best Speed |
|-----|-----|-------------------|-----|---------------------|---------------|----------|-------------|---------|-------|-------|------|--------|------------|
| 1 | 3 | Artur Ploom | EST | Roli Motors Team | CRG | Raket 85 | Bridgestone | 50.240 | | | 10 | 8 | 71,728 |
| 2 | 8 | Jan Markus Kõõra | EST | AGS Racing | Tony Kart | Raket 85 | Bridgestone | 50.587 | 0.347 | 0.347 | 10 | 7 | 71,236 |
| 3 | 11 | Georg Kõss | EST | TGT Racing | Tony Kart | Raket 85 | Bridgestone | 50.748 | 0.508 | 0.161 | 10 | 10 | 71,010 |
| 4 | 202 | Mihails Budovskis | LAT | Kika Motorsport | Gillard | Raket 85 | Bridgestone | 51.104 | 0.864 | 0.356 | 10 | 5 | 70,515 |
| 5 | 6 | Kermo Pihelgas | EST | Sar-Tech Motorsport | Intrepid | Raket 85 | Bridgestone | 51.229 | 0.989 | 0.125 | 6 | 6 | 70,343 |
| 6 | 33 | Karl Leesmaa | EST | AGS Racing | Tony Kart | Raket 85 | Bridgestone | 51.263 | 1.023 | 0.034 | 9 | 3 | 70,296 |
| 7 | 20 | Simon Loomets | EST | TGT Racing | Dino | Raket 85 | Bridgestone | 51.272 | 1.032 | 0.009 | 10 | 10 | 70,284 |
| 8 | 15 | Ragnar Veerus | EST | Vihur Team | Tony Kart | Raket 85 | Bridgestone | 51.319 | 1.079 | 0.047 | 10 | 4 | 70,220 |
| 9 | 12 | Kaur Rõõmussaar | EST | Roli Motors Team | Swiss Hutless | Raket 85 | Bridgestone | 51.345 | 1.105 | 0.026 | 10 | 3 | 70,184 |
| 10 | 21 | Valters Zviedris | LAT | Steinerts RT | MS Kart | Raket 85 | Bridgestone | 51.376 | 1.136 | 0.031 | 10 | 6 | 70,142 |
| 11 | 7 | Aleks Timm | EST | Kuningamäe Kart | Tony Kart | Raket 85 | Bridgestone | 52.012 | 1.772 | 0.636 | 10 | 5 | 69,284 |
| 12 | 27 | Daniil Korolkov | RUS | | Tony Kart | Raket 85 | Bridgestone | 52.035 | 1.795 | 0.023 | 4 | 4 | 69,253 |
| 13 | 14 | Paul August Lääne | EST | ASSI Talvar Racing | Intrepid | Raket 85 | Bridgestone | 52.099 | 1.859 | 0.064 | 10 | 5 | 69,168 |
| 14 | 117 | Dmitry Derepovka | RUS | | Tony Kart | Raket 85 | Bridgestone | 52.779 | 2.539 | 0.680 | 10 | 10 | 68,277 |



Eesti MV IV etapp kardisportis

Micro

Aravete kardirada 1,001 Km

Micro - vabatreening 7

2.07.2010 16:10

Practice started at 16:10:14

| Lap | Lap Tm | Diff | Time of Day |
|------------------------|---------------|--------|--------------|
| (3) Artur Ploom | | | |
| 1 | 53.830 | +3.590 | 16:12:02.765 |
| 2 | 52.517 | +2.277 | 16:12:55.282 |
| 3 | 52.456 | +2.216 | 16:13:47.738 |
| 4 | 51.016 | +0.776 | 16:14:38.754 |
| 5 | 50.733 | +0.493 | 16:15:29.487 |
| 6 | 50.609 | +0.369 | 16:16:20.096 |
| 7 | 50.540 | +0.300 | 16:17:10.636 |
| 8 | 50.240 | | 16:18:00.876 |
| 9 | 50.740 | +0.500 | 16:18:51.616 |
| 10 | 50.353 | +0.113 | 16:19:41.969 |

| | | | |
|-----------------------------|---------------|--------|--------------|
| (8) Jan Markus Kõõra | | | |
| 1 | 54.717 | +4.130 | 16:11:30.103 |
| 2 | 51.653 | +1.066 | 16:12:21.756 |
| 3 | 51.271 | +0.684 | 16:13:13.027 |
| 4 | 50.850 | +0.263 | 16:14:03.877 |
| 5 | 51.239 | +0.652 | 16:14:55.116 |
| 6 | 50.841 | +0.254 | 16:15:45.957 |
| 7 | 50.587 | | 16:16:36.544 |
| 8 | 51.017 | +0.430 | 16:17:27.561 |
| 9 | 50.854 | +0.267 | 16:18:18.415 |
| 10 | 50.933 | +0.346 | 16:19:09.348 |

| | | | |
|------------------------|---------------|---------|--------------|
| (11) Georg Kõss | | | |
| 1 | 1:01.696 | +10.948 | 16:12:00.093 |
| 2 | 53.107 | +2.359 | 16:12:53.200 |
| 3 | 51.545 | +0.797 | 16:13:44.745 |
| 4 | 51.446 | +0.698 | 16:14:36.191 |
| 5 | 51.506 | +0.758 | 16:15:27.697 |
| 6 | 50.959 | +0.211 | 16:16:18.656 |
| 7 | 51.281 | +0.533 | 16:17:09.937 |
| 8 | 51.432 | +0.684 | 16:18:01.369 |
| 9 | 51.040 | +0.292 | 16:18:52.409 |
| 10 | 50.748 | | 16:19:43.157 |

| | | | |
|--------------------------------|---------------|--------|--------------|
| (202) Mihails Budovskis | | | |
| 1 | 54.989 | +3.885 | 16:11:31.462 |
| 2 | 53.334 | +2.230 | 16:12:24.796 |
| 3 | 54.408 | +3.304 | 16:13:19.204 |
| 4 | 51.345 | +0.241 | 16:14:10.549 |
| 5 | 51.104 | | 16:15:01.653 |
| 6 | 52.937 | +1.833 | 16:15:54.590 |
| 7 | 52.347 | +1.243 | 16:16:46.937 |
| 8 | 51.808 | +0.704 | 16:17:38.745 |
| 9 | 51.826 | +0.722 | 16:18:30.571 |
| 10 | 55.406 | +4.302 | 16:19:25.977 |

| | | | |
|---------------------------|---------------|--------|--------------|
| (6) Kermo Pihelgas | | | |
| 1 | 54.294 | +3.065 | 16:15:22.532 |
| 2 | 52.062 | +0.833 | 16:16:14.594 |
| 3 | 51.817 | +0.588 | 16:17:06.411 |
| 4 | 51.588 | +0.359 | 16:17:57.999 |
| 5 | 53.387 | +2.158 | 16:18:51.386 |
| 6 | 51.229 | | 16:19:42.615 |

| | | | |
|--------------------------|---------------|---------|--------------|
| (33) Karl Leesmaa | | | |
| 1 | 1:06.457 | +15.194 | 16:12:21.314 |
| 2 | 52.226 | +0.963 | 16:13:13.540 |
| 3 | 51.263 | | 16:14:04.803 |
| 4 | 51.659 | +0.396 | 16:14:56.462 |
| 5 | 52.625 | +1.362 | 16:15:49.087 |
| 6 | 51.579 | +0.316 | 16:16:40.666 |
| 7 | 53.317 | +2.054 | 16:17:33.983 |
| 8 | 53.718 | +2.455 | 16:18:27.701 |

| | | | |
|---------------------------|---------------|--------|--------------|
| Lap | Lap Tm | Diff | Time of Day |
| 9 | 51.275 | +0.012 | 16:19:18.976 |
| (20) Simon Loomets | | | |
| 1 | 54.045 | +2.773 | 16:11:31.128 |
| 2 | 53.378 | +2.106 | 16:12:24.506 |
| 3 | 52.144 | +0.872 | 16:13:16.650 |
| 4 | 51.788 | +0.516 | 16:14:08.438 |
| 5 | 51.451 | +0.179 | 16:14:59.889 |
| 6 | 51.604 | +0.332 | 16:15:51.493 |
| 7 | 51.370 | +0.098 | 16:16:42.863 |
| 8 | 51.478 | +0.206 | 16:17:34.341 |
| 9 | 53.211 | +1.939 | 16:18:27.552 |
| 10 | 51.272 | | 16:19:18.824 |

| | | | |
|---------------------------|---------------|--------|--------------|
| (15) Ragnar Veerus | | | |
| 1 | 55.215 | +3.896 | 16:11:29.703 |
| 2 | 52.412 | +1.093 | 16:12:22.115 |
| 3 | 51.752 | +0.433 | 16:13:13.867 |
| 4 | 51.319 | | 16:14:05.186 |
| 5 | 51.588 | +0.269 | 16:14:56.774 |
| 6 | 52.576 | +1.257 | 16:15:49.350 |
| 7 | 52.014 | +0.695 | 16:16:41.364 |
| 8 | 52.909 | +1.590 | 16:17:34.273 |
| 9 | 54.346 | +3.027 | 16:18:28.619 |
| 10 | 51.534 | +0.215 | 16:19:20.153 |

| | | | |
|-----------------------------|---------------|--------|--------------|
| (12) Kaur Rõõmussaar | | | |
| 1 | 53.296 | +1.951 | 16:11:36.851 |
| 2 | 51.721 | +0.376 | 16:12:28.572 |
| 3 | 51.345 | | 16:13:19.917 |
| 4 | 52.188 | +0.843 | 16:14:12.105 |
| 5 | 51.798 | +0.453 | 16:15:03.903 |
| 6 | 52.324 | +0.979 | 16:15:56.227 |
| 7 | 51.674 | +0.329 | 16:16:47.901 |
| 8 | 53.256 | +1.911 | 16:17:41.157 |
| 9 | 53.503 | +2.158 | 16:18:34.660 |
| 10 | 52.020 | +0.675 | 16:19:26.680 |

| | | | |
|------------------------------|---------------|---------|--------------|
| (21) Valters Zviedris | | | |
| 1 | 54.029 | +2.653 | 16:11:25.681 |
| 2 | 51.961 | +0.585 | 16:12:17.642 |
| 3 | 51.799 | +0.423 | 16:13:09.441 |
| 4 | 51.734 | +0.358 | 16:14:01.175 |
| 5 | 54.571 | +3.195 | 16:14:55.746 |
| 6 | 51.376 | | 16:15:47.122 |
| 7 | 51.810 | +0.434 | 16:16:38.932 |
| 8 | 51.956 | +0.580 | 16:17:30.888 |
| 9 | 1:12.152 | +20.776 | 16:18:43.040 |
| 10 | 52.274 | +0.898 | 16:19:35.314 |

| | | | |
|-----------------------|---------------|--------|--------------|
| (7) Aleks Timm | | | |
| 1 | 54.962 | +2.950 | 16:11:30.868 |
| 2 | 53.795 | +1.783 | 16:12:24.663 |
| 3 | 52.628 | +0.616 | 16:13:17.291 |
| 4 | 52.241 | +0.229 | 16:14:09.532 |
| 5 | 52.012 | | 16:15:01.544 |
| 6 | 53.401 | +1.389 | 16:15:54.945 |
| 7 | 52.843 | +0.831 | 16:16:47.788 |
| 8 | 53.057 | +1.045 | 16:17:40.845 |
| 9 | 52.319 | +0.307 | 16:18:33.164 |
| 10 | 53.484 | +1.472 | 16:19:26.648 |

| | | | |
|-----------------------------|----------|-----------|--------------|
| (27) Daniil Korolkov | | | |
| 1 | 55.108 | +3.073 | 16:11:29.943 |
| 2 | 54.927 | +2.892 | 16:12:24.870 |
| 3 | 6:12.585 | +5:20.550 | 16:18:37.455 |



Eesti MV IV etapp kardispordis

Sorted on Best Lap time

Micro

Aravete kardirada 1,001 Km

Micro - vabatreening 8

2.07.2010 17:10

Practice started at 17:10:51

| Pos | No. | Name | Nat | Entrant/Race Team | Chassis | Engine | Tires | Best Tm | Diff | Gap | Laps | In Lap | Best Speed |
|-----|-----|-------------------|-----|-------------------------|---------------|----------|-------------|----------|--------|--------|------|--------|------------|
| 1 | 3 | Artur Ploom | EST | Roli Motors Team | CRG | Raket 85 | Bridgeston | 50.613 | | | 9 | 9 | 71,199 |
| 2 | 8 | Jan Markus Kõõra | EST | AGS Racing | Tony Kart | Raket 85 | Bridgestone | 50.644 | 0.031 | 0.031 | 9 | 7 | 71,156 |
| 3 | 21 | Valters Zviedris | LAT | Steinerts RT | MS Kart | Raket 85 | Bridgestone | 50.657 | 0.044 | 0.013 | 9 | 7 | 71,137 |
| 4 | 33 | Karl Leesmaa | EST | AGS Racing | Tony Kart | Raket 85 | Bridgestone | 50.906 | 0.293 | 0.249 | 10 | 5 | 70,789 |
| 5 | 12 | Kaur Rõõmussaar | EST | Roli Motors Team | Swiss Hutless | Raket 85 | Bridgestone | 50.989 | 0.376 | 0.083 | 7 | 5 | 70,674 |
| 6 | 11 | Georg Kõss | EST | TGT Racing | Tony Kart | Raket 85 | Bridgestone | 51.001 | 0.388 | 0.012 | 10 | 9 | 70,657 |
| 7 | 20 | Simon Loomets | EST | TGT Racing | Dino | Raket 85 | Bridgestone | 51.492 | 0.879 | 0.491 | 10 | 3 | 69,984 |
| 8 | 202 | Mihails Budovskis | LAT | Kika Motorsport | Gillard | Raket 85 | Bridgestone | 51.871 | 1.258 | 0.379 | 10 | 10 | 69,472 |
| 9 | 7 | Aleks Timm | EST | Kuningamäe Kart | Tony Kart | Raket 85 | Bridgestone | 51.960 | 1.347 | 0.089 | 10 | 6 | 69,353 |
| 10 | 27 | Daniil Korolkov | RUS | | Tony Kart | Raket 85 | Bridgestone | 51.985 | 1.372 | 0.025 | 10 | 9 | 69,320 |
| 11 | 14 | Paul August Lääne | EST | ASSI Talvar Racing | Intrepid | Raket 85 | Bridgestone | 52.606 | 1.993 | 0.621 | 9 | 9 | 68,502 |
| 12 | 117 | Dmitry Derepovka | RUS | | Tony Kart | Raket 85 | Bridgestone | 53.507 | 2.894 | 0.901 | 9 | 6 | 67,348 |
| 13 | 6 | Kermo Pihelgas | EST | Sar-Tech Motorsport | Intrepid | Raket 85 | Bridgestone | 1:18.110 | 27.497 | 24.603 | 3 | 2 | 46,135 |



Eesti MV IV etapp kardisporis

Micro

Aravete kardirada 1,001 Km

Micro - vabatreening 8

2.07.2010 17:10

Practice started at 17:10:51

| Lap | Lap Tm | Diff | Time of Day |
|------------------------|---------------|--------|--------------|
| (3) Artur Ploom | | | |
| 1 | 54.265 | +3.652 | 17:12:34.827 |
| 2 | 51.544 | +0.931 | 17:13:26.371 |
| 3 | 51.055 | +0.442 | 17:14:17.426 |
| 4 | 52.721 | +2.108 | 17:15:10.147 |
| 5 | 51.068 | +0.455 | 17:16:01.215 |
| 6 | 50.888 | +0.275 | 17:16:52.103 |
| 7 | 50.617 | +0.004 | 17:17:42.720 |
| 8 | 51.222 | +0.609 | 17:18:33.942 |
| 9 | 50.613 | | 17:19:24.555 |

| Lap | Lap Tm | Diff | Time of Day |
|-----------------------------|---------------|--------|--------------|
| (8) Jan Markus Kõõra | | | |
| 1 | 55.039 | +4.395 | 17:12:35.075 |
| 2 | 51.524 | +0.880 | 17:13:26.599 |
| 3 | 51.601 | +0.957 | 17:14:18.200 |
| 4 | 51.756 | +1.112 | 17:15:09.956 |
| 5 | 51.134 | +0.490 | 17:16:01.090 |
| 6 | 51.218 | +0.574 | 17:16:52.308 |
| 7 | 50.644 | | 17:17:42.952 |
| 8 | 50.656 | +0.012 | 17:18:33.608 |
| 9 | 50.793 | +0.149 | 17:19:24.401 |

| Lap | Lap Tm | Diff | Time of Day |
|------------------------------|---------------|---------|--------------|
| (21) Valters Zviedris | | | |
| 1 | 54.478 | +3.821 | 17:12:18.230 |
| 2 | 52.127 | +1.470 | 17:13:10.357 |
| 3 | 1:06.741 | +16.084 | 17:14:17.098 |
| 4 | 53.614 | +2.957 | 17:15:10.712 |
| 5 | 51.091 | +0.434 | 17:16:01.803 |
| 6 | 50.679 | +0.022 | 17:16:52.482 |
| 7 | 50.657 | | 17:17:43.139 |
| 8 | 50.738 | +0.081 | 17:18:33.877 |
| 9 | 50.886 | +0.229 | 17:19:24.763 |

| Lap | Lap Tm | Diff | Time of Day |
|--------------------------|---------------|--------|--------------|
| (33) Karl Leesmaa | | | |
| 1 | 54.717 | +3.811 | 17:11:59.823 |
| 2 | 51.882 | +0.976 | 17:12:51.705 |
| 3 | 51.623 | +0.717 | 17:13:43.328 |
| 4 | 52.409 | +1.503 | 17:14:35.737 |
| 5 | 50.906 | | 17:15:26.643 |
| 6 | 50.981 | +0.075 | 17:16:17.624 |
| 7 | 51.420 | +0.514 | 17:17:09.044 |
| 8 | 51.708 | +0.802 | 17:18:00.752 |
| 9 | 51.038 | +0.132 | 17:18:51.790 |
| 10 | 51.055 | +0.149 | 17:19:42.845 |

| Lap | Lap Tm | Diff | Time of Day |
|-----------------------------|---------------|--------|--------------|
| (12) Kaur Rõõmussaar | | | |
| 1 | 54.081 | +3.092 | 17:12:25.881 |
| 2 | 51.784 | +0.795 | 17:13:17.665 |
| 3 | 1:00.809 | +9.820 | 17:14:18.474 |
| 4 | 52.529 | +1.540 | 17:15:11.003 |
| 5 | 50.989 | | 17:16:01.992 |
| 6 | 51.198 | +0.209 | 17:16:53.190 |
| 7 | 51.363 | +0.374 | 17:17:44.553 |

| Lap | Lap Tm | Diff | Time of Day |
|------------------------|---------------|--------|--------------|
| (11) Georg Kõss | | | |
| 1 | 55.084 | +4.083 | 17:11:59.319 |
| 2 | 52.282 | +1.281 | 17:12:51.601 |
| 3 | 51.441 | +0.440 | 17:13:43.042 |
| 4 | 52.003 | +1.002 | 17:14:35.045 |
| 5 | 51.310 | +0.309 | 17:15:26.355 |
| 6 | 51.184 | +0.183 | 17:16:17.539 |
| 7 | 51.773 | +0.772 | 17:17:09.312 |
| 8 | 51.333 | +0.332 | 17:18:00.645 |
| 9 | 51.001 | | 17:18:51.646 |
| 10 | 51.329 | +0.328 | 17:19:42.975 |

| Lap | Lap Tm | Diff | Time of Day |
|---------------------------|---------------|--------|--------------|
| (20) Simon Loomets | | | |
| 1 | 53.347 | +1.855 | 17:12:00.155 |
| 2 | 52.056 | +0.564 | 17:12:52.211 |
| 3 | 51.492 | | 17:13:43.703 |
| 4 | 52.136 | +0.644 | 17:14:35.839 |
| 5 | 51.843 | +0.351 | 17:15:27.682 |
| 6 | 51.631 | +0.139 | 17:16:19.313 |
| 7 | 51.921 | +0.429 | 17:17:11.234 |
| 8 | 51.934 | +0.442 | 17:18:03.168 |
| 9 | 51.642 | +0.150 | 17:18:54.810 |
| 10 | 51.897 | +0.405 | 17:19:46.707 |

| Lap | Lap Tm | Diff | Time of Day |
|--------------------------------|---------------|--------|--------------|
| (202) Mihails Budovskis | | | |
| 1 | 54.851 | +2.980 | 17:12:03.430 |
| 2 | 53.574 | +1.703 | 17:12:57.004 |
| 3 | 52.121 | +0.250 | 17:13:49.125 |
| 4 | 54.627 | +2.756 | 17:14:43.752 |
| 5 | 52.063 | +0.192 | 17:15:35.815 |
| 6 | 51.959 | +0.088 | 17:16:27.774 |
| 7 | 52.458 | +0.587 | 17:17:20.232 |
| 8 | 52.199 | +0.328 | 17:18:12.431 |
| 9 | 52.126 | +0.255 | 17:19:04.557 |
| 10 | 51.871 | | 17:19:56.428 |

| Lap | Lap Tm | Diff | Time of Day |
|-----------------------|---------------|--------|--------------|
| (7) Aleks Timm | | | |
| 1 | 55.974 | +4.014 | 17:12:00.774 |
| 2 | 52.990 | +1.030 | 17:12:53.764 |
| 3 | 52.576 | +0.616 | 17:13:46.340 |
| 4 | 52.355 | +0.395 | 17:14:38.695 |
| 5 | 53.061 | +1.101 | 17:15:31.756 |
| 6 | 51.960 | | 17:16:23.716 |
| 7 | 52.358 | +0.398 | 17:17:16.074 |
| 8 | 52.169 | +0.209 | 17:18:08.243 |
| 9 | 52.055 | +0.095 | 17:19:00.298 |
| 10 | 53.495 | +1.535 | 17:19:53.793 |

| Lap | Lap Tm | Diff | Time of Day |
|-----------------------------|---------------|--------|--------------|
| (27) Daniil Korolkov | | | |
| 1 | 54.584 | +2.599 | 17:12:01.163 |
| 2 | 52.725 | +0.740 | 17:12:53.888 |
| 3 | 52.570 | +0.585 | 17:13:46.458 |
| 4 | 52.302 | +0.317 | 17:14:38.760 |
| 5 | 52.663 | +0.678 | 17:15:31.423 |
| 6 | 52.508 | +0.523 | 17:16:23.931 |
| 7 | 52.243 | +0.258 | 17:17:16.174 |
| 8 | 52.274 | +0.289 | 17:18:08.448 |
| 9 | 51.985 | | 17:19:00.433 |
| 10 | 52.988 | +1.003 | 17:19:53.421 |

| Lap | Lap Tm | Diff | Time of Day |
|-------------------------------|---------------|--------|--------------|
| (14) Paul August Lääne | | | |
| 1 | 56.765 | +4.159 | 17:11:55.693 |
| 2 | 53.884 | +1.278 | 17:12:49.577 |
| 3 | 53.134 | +0.528 | 17:13:42.711 |
| 4 | 52.933 | +0.327 | 17:14:35.644 |
| 5 | 53.368 | +0.762 | 17:15:29.012 |
| 6 | 52.892 | +0.286 | 17:16:21.904 |
| 7 | 52.909 | +0.303 | 17:17:14.813 |
| 8 | 52.641 | +0.035 | 17:18:07.454 |
| 9 | 52.606 | | 17:19:00.060 |

| Lap | Lap Tm | Diff | Time of Day |
|-------------------------------|--------|--------|--------------|
| (117) Dmitry Derepovka | | | |
| 1 | 57.494 | +3.987 | 17:12:05.914 |
| 2 | 54.160 | +0.653 | 17:13:00.074 |
| 3 | 55.574 | +2.067 | 17:13:55.648 |
| 4 | 54.368 | +0.861 | 17:14:50.016 |
| 5 | 53.583 | +0.076 | 17:15:43.599 |



Eesti MV IV etapp kardispordis

Sorted on Best Lap time

Micro

Aravete kardirada 1,001 Km

Micro - warm up

3.07.2010 09:10

Practice started at 9:11:59

| Pos | No. | Name | Nat | Entrant/Race Team | Chassis | Engine | Tires | Best Tm | Diff | Gap | Laps | In Lap | Best Speed |
|-----|-----|-------------------|-----|---------------------|---------------|----------|-------------|---------|-------|-------|------|--------|------------|
| 1 | 21 | Valters Zviedris | LAT | Steinerts RT | MS Kart | Raket 85 | Bridgestone | 50.422 | | | 10 | 8 | 71,469 |
| 2 | 3 | Artur Ploom | EST | Roli Motors Team | CRG | Raket 85 | Bridgestone | 50.539 | 0.117 | 0.117 | 9 | 7 | 71,303 |
| 3 | 6 | Kermo Pihelgas | EST | Sar-Tech Motorsport | Intrepid | Raket 85 | Bridgestone | 50.563 | 0.141 | 0.024 | 9 | 9 | 71,270 |
| 4 | 8 | Jan Markus Kõõra | EST | AGS Racing | Tony Kart | Raket 85 | Bridgestone | 50.637 | 0.215 | 0.074 | 10 | 7 | 71,165 |
| 5 | 11 | Georg Kõss | EST | TGT Racing | Tony Kart | Raket 85 | Bridgestone | 50.714 | 0.292 | 0.077 | 9 | 7 | 71,057 |
| 6 | 20 | Simon Loomets | EST | TGT Racing | Dino | Raket 85 | Bridgestone | 50.943 | 0.521 | 0.229 | 9 | 7 | 70,738 |
| 7 | 202 | Mihails Budovskis | LAT | Kika Motorsport | Gillard | Raket 85 | Bridgestone | 51.064 | 0.642 | 0.121 | 9 | 9 | 70,570 |
| 8 | 33 | Karl Leesmaa | EST | AGS Racing | Tony Kart | Raket 85 | Bridgestone | 51.166 | 0.744 | 0.102 | 9 | 8 | 70,430 |
| 9 | 14 | Paul August Lääne | EST | ASSI Talvar Racing | Intrepid | Raket 85 | Bridgestone | 51.369 | 0.947 | 0.203 | 9 | 3 | 70,151 |
| 10 | 15 | Ragnar Veerus | EST | Vihur Team | Tony Kart | Raket 85 | Bridgestone | 51.733 | 1.311 | 0.364 | 9 | 9 | 69,658 |
| 11 | 12 | Kaur Rõõmussaar | EST | Roli Motors Team | Swiss Hutless | Raket 85 | Bridgestone | 51.836 | 1.414 | 0.103 | 9 | 6 | 69,519 |
| 12 | 27 | Daniil Korolkov | RUS | | Tony Kart | Raket 85 | Bridgestone | 51.926 | 1.504 | 0.090 | 9 | 9 | 69,399 |
| 13 | 7 | Aleks Timm | EST | Kuningamäe Kart | Tony Kart | Raket 85 | Bridgestone | 52.077 | 1.655 | 0.151 | 9 | 9 | 69,198 |
| 14 | 117 | Dmitry Derepovka | RUS | | Tony Kart | Raket 85 | Bridgestone | 54.195 | 3.773 | 2.118 | 3 | 3 | 66,493 |



Eesti MV IV etapp kardisporis

Micro

Aravete kardirada 1,001 Km

Micro - warm up

3.07.2010 09:10

Practice started at 9:11:59

| Lap | Lap Tm | Diff | Time of Day |
|------------------------------|---------------|--------|-------------|
| (21) Valters Zviedris | | | |
| 1 | 55.188 | +4.766 | 9:13:01.515 |
| 2 | 51.568 | +1.146 | 9:13:53.083 |
| 3 | 51.841 | +1.419 | 9:14:44.924 |
| 4 | 51.852 | +1.430 | 9:15:36.776 |
| 5 | 50.837 | +0.415 | 9:16:27.613 |
| 6 | 50.817 | +0.395 | 9:17:18.430 |
| 7 | 50.625 | +0.203 | 9:18:09.055 |
| 8 | 50.422 | | 9:18:59.477 |
| 9 | 50.584 | +0.162 | 9:19:50.061 |
| 10 | 51.114 | +0.692 | 9:20:41.175 |

| Lap | Lap Tm | Diff | Time of Day |
|------------------------|---------------|--------|-------------|
| (3) Artur Ploom | | | |
| 1 | 56.097 | +5.558 | 9:13:19.845 |
| 2 | 52.938 | +2.399 | 9:14:12.783 |
| 3 | 52.067 | +1.528 | 9:15:04.850 |
| 4 | 51.251 | +0.712 | 9:15:56.101 |
| 5 | 50.935 | +0.396 | 9:16:47.036 |
| 6 | 50.758 | +0.219 | 9:17:37.794 |
| 7 | 50.539 | | 9:18:28.333 |
| 8 | 50.730 | +0.191 | 9:19:19.063 |
| 9 | 51.148 | +0.609 | 9:20:10.211 |

| Lap | Lap Tm | Diff | Time of Day |
|---------------------------|---------------|--------|-------------|
| (6) Kermo Pihelgas | | | |
| 1 | 53.248 | +2.685 | 9:13:44.442 |
| 2 | 51.799 | +1.236 | 9:14:36.241 |
| 3 | 51.730 | +1.167 | 9:15:27.971 |
| 4 | 53.032 | +2.469 | 9:16:21.003 |
| 5 | 56.774 | +6.211 | 9:17:17.777 |
| 6 | 51.339 | +0.776 | 9:18:09.116 |
| 7 | 50.585 | +0.022 | 9:18:59.701 |
| 8 | 50.979 | +0.416 | 9:19:50.680 |
| 9 | 50.563 | | 9:20:41.243 |

| Lap | Lap Tm | Diff | Time of Day |
|-----------------------------|---------------|--------|-------------|
| (8) Jan Markus Kõõra | | | |
| 1 | 55.034 | +4.397 | 9:13:01.015 |
| 2 | 51.947 | +1.310 | 9:13:52.962 |
| 3 | 52.069 | +1.432 | 9:14:45.031 |
| 4 | 51.537 | +0.900 | 9:15:36.568 |
| 5 | 50.894 | +0.257 | 9:16:27.462 |
| 6 | 50.759 | +0.122 | 9:17:18.221 |
| 7 | 50.637 | | 9:18:08.858 |
| 8 | 50.746 | +0.109 | 9:18:59.604 |
| 9 | 51.212 | +0.575 | 9:19:50.816 |
| 10 | 50.652 | +0.015 | 9:20:41.468 |

| Lap | Lap Tm | Diff | Time of Day |
|------------------------|---------------|---------|-------------|
| (11) Georg Kõss | | | |
| 1 | 1:05.649 | +14.935 | 9:13:16.454 |
| 2 | 54.477 | +3.763 | 9:14:10.931 |
| 3 | 52.683 | +1.969 | 9:15:03.614 |
| 4 | 51.594 | +0.880 | 9:15:55.208 |
| 5 | 51.356 | +0.642 | 9:16:46.564 |
| 6 | 50.826 | +0.112 | 9:17:37.390 |
| 7 | 50.714 | | 9:18:28.104 |
| 8 | 51.693 | +0.979 | 9:19:19.797 |
| 9 | 50.947 | +0.233 | 9:20:10.744 |

| Lap | Lap Tm | Diff | Time of Day |
|---------------------------|---------------|--------|-------------|
| (20) Simon Loomets | | | |
| 1 | 54.756 | +3.813 | 9:13:05.974 |
| 2 | 52.669 | +1.726 | 9:13:58.643 |
| 3 | 52.155 | +1.212 | 9:14:50.798 |
| 4 | 52.064 | +1.121 | 9:15:42.862 |
| 5 | 52.019 | +1.076 | 9:16:34.881 |
| 6 | 51.080 | +0.137 | 9:17:25.961 |
| 7 | 50.943 | | 9:18:16.904 |

| Lap | Lap Tm | Diff | Time of Day |
|--------------------------------|---------------|--------|-------------|
| 8 | 51.371 | +0.428 | 9:19:08.275 |
| 9 | 51.717 | +0.774 | 9:19:59.992 |
| (202) Mihails Budovskis | | | |
| 1 | 55.958 | +4.894 | 9:13:07.742 |
| 2 | 52.729 | +1.665 | 9:14:00.471 |
| 3 | 52.453 | +1.389 | 9:14:52.924 |
| 4 | 51.862 | +0.798 | 9:15:44.786 |
| 5 | 51.560 | +0.496 | 9:16:36.346 |
| 6 | 51.344 | +0.280 | 9:17:27.690 |
| 7 | 52.250 | +1.186 | 9:18:19.940 |
| 8 | 51.163 | +0.099 | 9:19:11.103 |
| 9 | 51.064 | | 9:20:02.167 |

| Lap | Lap Tm | Diff | Time of Day |
|--------------------------|---------------|--------|-------------|
| (33) Karl Leesmaa | | | |
| 1 | 55.706 | +4.540 | 9:13:07.958 |
| 2 | 52.625 | +1.459 | 9:14:00.583 |
| 3 | 52.023 | +0.857 | 9:14:52.606 |
| 4 | 52.316 | +1.150 | 9:15:44.922 |
| 5 | 51.585 | +0.419 | 9:16:36.507 |
| 6 | 51.319 | +0.153 | 9:17:27.826 |
| 7 | 52.221 | +1.055 | 9:18:20.047 |
| 8 | 51.166 | | 9:19:11.213 |
| 9 | 51.407 | +0.241 | 9:20:02.620 |

| Lap | Lap Tm | Diff | Time of Day |
|-------------------------------|---------------|--------|-------------|
| (14) Paul August Lääne | | | |
| 1 | 54.605 | +3.236 | 9:13:07.465 |
| 2 | 52.174 | +0.805 | 9:13:59.639 |
| 3 | 51.369 | | 9:14:51.008 |
| 4 | 51.770 | +0.401 | 9:15:42.778 |
| 5 | 52.327 | +0.958 | 9:16:35.105 |
| 6 | 51.446 | +0.077 | 9:17:26.551 |
| 7 | 51.712 | +0.343 | 9:18:18.263 |
| 8 | 51.693 | +0.324 | 9:19:09.956 |
| 9 | 51.952 | +0.583 | 9:20:01.908 |

| Lap | Lap Tm | Diff | Time of Day |
|---------------------------|---------------|--------|-------------|
| (15) Ragnar Veerus | | | |
| 1 | 56.385 | +4.652 | 9:13:01.893 |
| 2 | 53.136 | +1.403 | 9:13:55.029 |
| 3 | 52.713 | +0.980 | 9:14:47.742 |
| 4 | 52.198 | +0.465 | 9:15:39.940 |
| 5 | 52.441 | +0.708 | 9:16:32.381 |
| 6 | 51.960 | +0.227 | 9:17:24.341 |
| 7 | 52.117 | +0.384 | 9:18:16.458 |
| 8 | 52.088 | +0.355 | 9:19:08.546 |
| 9 | 51.733 | | 9:20:00.279 |

| Lap | Lap Tm | Diff | Time of Day |
|-----------------------------|---------------|--------|-------------|
| (12) Kaur Rõõmussaar | | | |
| 1 | 55.681 | +3.845 | 9:13:23.417 |
| 2 | 52.625 | +0.789 | 9:14:16.042 |
| 3 | 52.220 | +0.384 | 9:15:08.262 |
| 4 | 51.910 | +0.074 | 9:16:00.172 |
| 5 | 52.177 | +0.341 | 9:16:52.349 |
| 6 | 51.836 | | 9:17:44.185 |
| 7 | 52.202 | +0.366 | 9:18:36.387 |
| 8 | 52.962 | +1.126 | 9:19:29.349 |
| 9 | 52.379 | +0.543 | 9:20:21.728 |

| Lap | Lap Tm | Diff | Time of Day |
|-----------------------------|--------|--------|-------------|
| (27) Daniil Korolkov | | | |
| 1 | 56.739 | +4.813 | 9:13:12.900 |
| 2 | 53.462 | +1.536 | 9:14:06.362 |
| 3 | 52.481 | +0.555 | 9:14:58.843 |
| 4 | 52.154 | +0.228 | 9:15:50.997 |
| 5 | 52.026 | +0.100 | 9:16:43.023 |
| 6 | 52.033 | +0.107 | 9:17:35.056 |
| 7 | 52.199 | +0.273 | 9:18:27.255 |



Eesti MV IV etapp kardispordis

Sorted on Best Lap time

Micro

Aravete kardirada 1,001 Km

Micro - kvalifikatsioon

3.07.2010 10:45

Qualifying started at 10:44:38

| Pos | No. | Name | Nat | Entrant/Race Team | Chassis | Engine | Tires | Best Tm | Diff | Gap | Laps | In Lap | Best Speed |
|-----|-----|-------------------|-----|---------------------|---------------|----------|-------------|----------|--------|--------|------|--------|------------|
| 1 | 6 | Kermo Pihelgas | EST | Sar-Tech Motorsport | Intrepid | Raket 85 | Bridgestone | 50.039 | | | 11 | 6 | 72,016 |
| 2 | 3 | Artur Ploom | EST | Roli Motors Team | CRG | Raket 85 | Bridgestone | 50.072 | 0.033 | 0.033 | 12 | 11 | 71,968 |
| 3 | 8 | Jan Markus Kõõra | EST | AGS Racing | Tony Kart | Raket 85 | Bridgestone | 50.441 | 0.402 | 0.369 | 12 | 4 | 71,442 |
| 4 | 33 | Karl Leesmaa | EST | AGS Racing | Tony Kart | Raket 85 | Bridgestone | 50.571 | 0.532 | 0.130 | 12 | 5 | 71,258 |
| 5 | 20 | Simon Loomets | EST | TGT Racing | Dino | Raket 85 | Bridgestone | 50.763 | 0.724 | 0.105 | 12 | 4 | 70,989 |
| 6 | 202 | Mihails Budovskis | LAT | Kika Motorsport | Gillard | Raket 85 | Bridgestone | 51.067 | 1.028 | 0.304 | 12 | 7 | 70,566 |
| 7 | 12 | Kaur Rõõmussaar | EST | Roli Motors Team | Swiss Hutless | Raket 85 | Bridgestone | 51.239 | 1.200 | 0.172 | 12 | 5 | 70,329 |
| 8 | 11 | Georg Kõss | EST | TGT Racing | Tony Kart | Raket 85 | Bridgestone | 51.377 | 1.338 | 0.138 | 12 | 5 | 70,140 |
| 9 | 15 | Ragnar Veerus | EST | Vihur Team | Tony Kart | Raket 85 | Bridgestone | 51.490 | 1.451 | 0.113 | 12 | 2 | 69,986 |
| 10 | 7 | Aleks Timm | EST | Kuningamäe Kart | Tony Kart | Raket 85 | Bridgestone | 51.500 | 1.461 | 0.010 | 12 | 10 | 69,973 |
| 11 | 14 | Paul August Lääne | EST | ASSI Talvar Racing | Intrepid | Raket 85 | Bridgestone | 51.737 | 1.698 | 0.237 | 11 | 2 | 69,652 |
| 12 | 27 | Daniil Korolkov | RUS | | Tony Kart | Raket 85 | Bridgestone | 51.859 | 1.820 | 0.122 | 12 | 2 | 69,488 |
| 13 | 117 | Dmitry Derepovka | RUS | | Tony Kart | Raket 85 | Bridgestone | 1:16.256 | 26.217 | 24.397 | 10 | 1 | 47,257 |
| DQ | 21 | Valters Zviedris | LAT | Steinerts RT | MS Kart | Raket 85 | Bridgestone | 50.658 | 0.619 | 0.087 | 12 | 12 | 71,136 |



Eesti MV IV etapp kardisporis

Micro

Aravete kardirada 1,001 Km

Micro - kvalifikatsioon

3.07.2010 10:45

Qualifying started at 10:44:38

| Lap | Lap Tm | Diff | Time of Day |
|---------------------------|---------------|---------|--------------|
| (6) Kermo Pihelgas | | | |
| 1 | 52.919 | +2.880 | 10:46:04.792 |
| 2 | 50.860 | +0.821 | 10:46:55.652 |
| 3 | 50.343 | +0.304 | 10:47:45.995 |
| 4 | 50.204 | +0.165 | 10:48:36.199 |
| 5 | 50.570 | +0.531 | 10:49:26.769 |
| 6 | 50.039 | | 10:50:16.808 |
| 7 | 52.894 | +2.855 | 10:51:09.702 |
| 8 | 50.631 | +0.592 | 10:52:00.333 |
| 9 | 51.507 | +1.468 | 10:52:51.840 |
| 10 | 1:02.995 | +12.956 | 10:53:54.835 |
| 11 | 53.714 | +3.675 | 10:54:48.549 |

| Lap | Lap Tm | Diff | Time of Day |
|------------------------|---------------|--------|--------------|
| (3) Artur Ploom | | | |
| 1 | 53.697 | +3.625 | 10:46:04.703 |
| 2 | 54.458 | +4.386 | 10:46:59.161 |
| 3 | 50.490 | +0.418 | 10:47:49.651 |
| 4 | 50.372 | +0.300 | 10:48:40.023 |
| 5 | 50.084 | +0.012 | 10:49:30.107 |
| 6 | 50.666 | +0.594 | 10:50:20.773 |
| 7 | 50.353 | +0.281 | 10:51:11.126 |
| 8 | 50.227 | +0.155 | 10:52:01.353 |
| 9 | 50.569 | +0.497 | 10:52:51.922 |
| 10 | 50.497 | +0.425 | 10:53:42.419 |
| 11 | 50.072 | | 10:54:32.491 |
| 12 | 50.110 | +0.038 | 10:55:22.601 |

| Lap | Lap Tm | Diff | Time of Day |
|-----------------------------|---------------|--------|--------------|
| (8) Jan Markus Kõõra | | | |
| 1 | 53.835 | +3.394 | 10:46:04.237 |
| 2 | 50.653 | +0.212 | 10:46:54.890 |
| 3 | 50.486 | +0.045 | 10:47:45.376 |
| 4 | 50.441 | | 10:48:35.817 |
| 5 | 50.625 | +0.184 | 10:49:26.442 |
| 6 | 50.597 | +0.156 | 10:50:17.039 |
| 7 | 51.193 | +0.752 | 10:51:08.232 |
| 8 | 50.664 | +0.223 | 10:51:58.896 |
| 9 | 50.943 | +0.502 | 10:52:49.839 |
| 10 | 51.006 | +0.565 | 10:53:40.845 |
| 11 | 51.107 | +0.666 | 10:54:31.952 |
| 12 | 50.523 | +0.082 | 10:55:22.475 |

| Lap | Lap Tm | Diff | Time of Day |
|--------------------------|---------------|--------|--------------|
| (33) Karl Leesmaa | | | |
| 1 | 53.684 | +3.113 | 10:46:05.150 |
| 2 | 52.222 | +1.651 | 10:46:57.372 |
| 3 | 50.732 | +0.161 | 10:47:48.104 |
| 4 | 51.321 | +0.750 | 10:48:39.425 |
| 5 | 50.571 | | 10:49:29.996 |
| 6 | 51.262 | +0.691 | 10:50:21.258 |
| 7 | 50.870 | +0.299 | 10:51:12.128 |
| 8 | 51.578 | +1.007 | 10:52:03.706 |
| 9 | 51.370 | +0.799 | 10:52:55.076 |
| 10 | 51.760 | +1.189 | 10:53:46.836 |
| 11 | 52.102 | +1.531 | 10:54:38.938 |
| 12 | 52.146 | +1.575 | 10:55:31.084 |

| Lap | Lap Tm | Diff | Time of Day |
|---------------------------|---------------|--------|--------------|
| (20) Simon Loomets | | | |
| 1 | 53.145 | +2.382 | 10:45:39.135 |
| 2 | 50.954 | +0.191 | 10:46:30.089 |
| 3 | 50.783 | +0.020 | 10:47:20.872 |
| 4 | 50.763 | | 10:48:11.635 |
| 5 | 50.956 | +0.193 | 10:49:02.591 |
| 6 | 51.296 | +0.533 | 10:49:53.887 |
| 7 | 51.123 | +0.360 | 10:50:45.010 |
| 8 | 51.979 | +1.216 | 10:51:36.989 |
| 9 | 51.139 | +0.376 | 10:52:28.128 |

| Lap | Lap Tm | Diff | Time of Day |
|-----|--------|--------|--------------|
| 10 | 52.141 | +1.378 | 10:53:20.269 |
| 11 | 51.285 | +0.522 | 10:54:11.554 |
| 12 | 51.162 | +0.399 | 10:55:02.716 |

| Lap | Lap Tm | Diff | Time of Day |
|--------------------------------|---------------|--------|--------------|
| (202) Mihails Budovskis | | | |
| 1 | 53.772 | +2.705 | 10:45:38.213 |
| 2 | 51.711 | +0.644 | 10:46:29.924 |
| 3 | 59.427 | +8.360 | 10:47:29.351 |
| 4 | 52.144 | +1.077 | 10:48:21.495 |
| 5 | 51.768 | +0.701 | 10:49:13.263 |
| 6 | 52.544 | +1.477 | 10:50:05.807 |
| 7 | 51.067 | | 10:50:56.874 |
| 8 | 51.486 | +0.419 | 10:51:48.360 |
| 9 | 51.222 | +0.155 | 10:52:39.582 |
| 10 | 52.166 | +1.099 | 10:53:31.748 |
| 11 | 51.961 | +0.894 | 10:54:23.709 |
| 12 | 51.986 | +0.919 | 10:55:15.695 |

| Lap | Lap Tm | Diff | Time of Day |
|-----------------------------|---------------|--------|--------------|
| (12) Kaur Rõõmussaar | | | |
| 1 | 52.888 | +1.649 | 10:46:05.279 |
| 2 | 51.274 | +0.035 | 10:46:56.553 |
| 3 | 51.444 | +0.205 | 10:47:47.997 |
| 4 | 51.615 | +0.376 | 10:48:39.612 |
| 5 | 51.239 | | 10:49:30.851 |
| 6 | 51.334 | +0.095 | 10:50:22.185 |
| 7 | 51.811 | +0.572 | 10:51:13.996 |
| 8 | 52.753 | +1.514 | 10:52:06.749 |
| 9 | 52.392 | +1.153 | 10:52:59.141 |
| 10 | 52.544 | +1.305 | 10:53:51.685 |
| 11 | 52.300 | +1.061 | 10:54:43.985 |
| 12 | 52.300 | +1.061 | 10:55:36.285 |

| Lap | Lap Tm | Diff | Time of Day |
|------------------------|---------------|---------|--------------|
| (11) Georg Kõss | | | |
| 1 | 52.802 | +1.425 | 10:45:36.897 |
| 2 | 51.389 | +0.012 | 10:46:28.286 |
| 3 | 1:06.907 | +15.530 | 10:47:35.193 |
| 4 | 51.844 | +0.467 | 10:48:27.037 |
| 5 | 51.377 | | 10:49:18.414 |
| 6 | 1:05.903 | +14.526 | 10:50:24.317 |
| 7 | 52.010 | +0.633 | 10:51:16.327 |
| 8 | 50.620 | -0.757 | 10:52:06.947 |
| 9 | 51.271 | -0.106 | 10:52:58.218 |
| 10 | 50.931 | -0.446 | 10:53:49.149 |
| 11 | 52.005 | +0.628 | 10:54:41.154 |
| 12 | 50.936 | -0.441 | 10:55:32.090 |

| Lap | Lap Tm | Diff | Time of Day |
|---------------------------|---------------|--------|--------------|
| (15) Ragnar Veerus | | | |
| 1 | 54.415 | +2.925 | 10:45:40.047 |
| 2 | 51.490 | | 10:46:31.537 |
| 3 | 52.593 | +1.103 | 10:47:24.130 |
| 4 | 52.512 | +1.022 | 10:48:16.642 |
| 5 | 55.192 | +3.702 | 10:49:11.834 |
| 6 | 52.791 | +1.301 | 10:50:04.625 |
| 7 | 51.879 | +0.389 | 10:50:56.504 |
| 8 | 52.038 | +0.548 | 10:51:48.542 |
| 9 | 51.593 | +0.103 | 10:52:40.135 |
| 10 | 53.341 | +1.851 | 10:53:33.476 |
| 11 | 51.721 | +0.231 | 10:54:25.197 |
| 12 | 51.672 | +0.182 | 10:55:16.869 |

| Lap | Lap Tm | Diff | Time of Day |
|-----------------------|--------|--------|--------------|
| (7) Aleks Timm | | | |
| 1 | 54.178 | +2.678 | 10:45:55.035 |
| 2 | 52.434 | +0.934 | 10:46:47.469 |
| 3 | 52.146 | +0.646 | 10:47:39.615 |
| 4 | 52.293 | +0.793 | 10:48:31.908 |
| 5 | 52.456 | +0.956 | 10:49:24.364 |

| Lap | Lap Tm | Diff | Time of Day |
|-----|---------------|--------|--------------|
| 6 | 52.360 | +0.860 | 10:50:16.724 |
| 7 | 51.813 | +0.313 | 10:51:08.537 |
| 8 | 51.571 | +0.071 | 10:52:00.108 |
| 9 | 52.231 | +0.731 | 10:52:52.339 |
| 10 | 51.500 | | 10:53:43.839 |
| 11 | 51.876 | +0.376 | 10:54:35.715 |
| 12 | 51.886 | +0.386 | 10:55:27.601 |

| Lap | Lap Tm | Diff | Time of Day |
|-------------------------------|---------------|---------|--------------|
| (14) Paul August Lääne | | | |
| 1 | 53.962 | +2.225 | 10:45:40.530 |
| 2 | 51.737 | | 10:46:32.267 |
| 3 | 52.018 | +0.281 | 10:47:24.285 |
| 4 | 1:13.410 | +21.673 | 10:48:37.695 |
| 5 | 52.117 | +0.380 | 10:49:29.812 |
| 6 | 51.965 | +0.228 | 10:50:21.777 |
| 7 | 1:17.337 | +25.600 | 10:51:39.114 |
| 8 | 53.079 | +1.342 | 10:52:32.193 |
| 9 | 51.958 | +0.221 | 10:53:24.151 |
| 10 | 51.816 | +0.079 | 10:54:15.967 |
| 11 | 51.834 | +0.097 | 10:55:07.801 |

| Lap | Lap Tm | Diff | Time of Day |
|-----------------------------|---------------|--------|--------------|
| (27) Daniil Korolkov | | | |
| 1 | 54.426 | +2.567 | 10:45:39.502 |
| 2 | 51.859 | | 10:46:31.361 |
| 3 | 52.382 | +0.523 | 10:47:23.743 |
| 4 | 52.534 | +0.675 | 10:48:16.277 |
| 5 | 52.820 | +0.961 | 10:49:09.097 |
| 6 | 52.615 | +0.756 | 10:50:01.712 |
| 7 | 52.720 | +0.861 | 10:50:54.432 |
| 8 | 52.904 | +1.045 | 10:51:47.336 |
| 9 | 52.576 | +0.717 | 10:52:39.912 |
| 10 | 53.890 | +2.031 | 10:53:33.802 |
| 11 | 52.600 | +0.741 | 10:54:26.402 |
| 12 | 52.063 | +0.204 | 10:55:18.465 |

| Lap | Lap Tm | Diff | Time of Day |
|-------------------------------|-----------------|---------|--------------|
| (117) Dmitry Derepovka | | | |
| 1 | 1:16.256 | | 10:46:06.874 |
| 2 | 2:09.039 | +52.783 | 10:48:15.913 |
| 3 | 55.043 | -21.213 | 10:49:10.956 |
| 4 | 53.469 | -22.787 | 10:50:04.425 |
| 5 | 53.735 | -22.521 | 10:50:58.160 |
| 6 | 53.224 | -23.032 | 10:51:51.384 |
| 7 | 53.330 | -22.926 | 10:52:44.714 |
| 8 | 53.540 | -22.716 | 10:53:38.254 |
| 9 | 53.664 | -22.592 | 10:54:31.918 |
| 10 | 53.548 | -22.708 | 10:55:25.466 |

| Lap | Lap Tm | Diff | Time of Day |
|------------------------------|---------------|--------|--------------|
| (21) Valters Zviedris | | | |
| 1 | 53.497 | +2.839 | 10:45:37.056 |
| 2 | 51.326 | +0.668 | 10:46:28.382 |
| 3 | 51.524 | +0.866 | 10:47:19.906 |
| 4 | 51.243 | +0.585 | 10:48:11.149 |
| 5 | 51.608 | +0.950 | 10:49:02.757 |
| 6 | 50.905 | +0.247 | 10:49:53.662 |
| 7 | 51.088 | +0.430 | 10:50:44.750 |
| 8 | 52.086 | +1.428 | 10:51:36.836 |
| 9 | 51.084 | +0.426 | 10:52:27.920 |
| 10 | 52.628 | +1.970 | 10:53:20.548 |
| 11 | 51.352 | +0.694 | 10:54:11.900 |
| 12 | 50.658 | | 10:55:02.558 |



Eesti MV IV etapp kardisporis

Micro

Aravete kardirada 1,001 Km

Micro - kvalifikatsioon

3.07.2010 10:45

Qualifying started at 10:44:38

POLE POSITION

Rolling Start

1

1

6 Kermo Pihelgas
50.039
Intrepid

2

3 Artur Ploom
50.072
CRG

2

3

8 Jan Markus Kõõra
50.441
Tony Kart

4

33 Karl Leesmaa
50.571
Tony Kart

3

5

20 Simon Loomets
50.763
Dino

6

202 Mihails Budovskis
51.067
Gillard

4

7

12 Kaur Rõõmussaar
51.239
Swiss Hutless

8

11 Georg Kõss
51.377
Tony Kart

5

9

15 Ragnar Veerus
51.490
Tony Kart

10

7 Aleks Timm
51.500
Tony Kart

6

11

14 Paul August Lääne
51.737
Intrepid

12

27 Daniil Korolkov
51.859
Tony Kart

7

13

117 Dmitry Derepovka
1:16.256
Tony Kart

14

21 Valters Zviedris
50.658
MS Kart



Eesti MV IV etapp kardisporis

Sorted on Laps

Micro

Aravete kardirada 1,001 Km

Micro - eelfinaal race

3.07.2010 13:20

Race (12 Laps) started at 13:15:15

| Pos | No. | Name | Nat | Entrant/Race Team | Chassis | Engine | Tires | Laps | Total Tm | Diff | Gap | Best Tm | Best Speed | Points |
|-----|-----|-------------------|-----|---------------------|-------------|----------|-------------|------|-----------|--------|--------|---------|------------|--------|
| 1 | 8 | Jan Markus Kõõra | EST | AGS Racing | Tony Kart | Raket 85 | Bridgestone | 12 | 10:13.617 | | | 50.146 | 71,862 | 15 |
| 2 | 3 | Artur Ploom | EST | Roli Motors Team | CRG | Raket 85 | Bridgestone | 12 | 10:13.697 | 0.080 | 0.080 | 50.491 | 71,371 | 12 |
| 3 | 14 | Paul August Lääne | EST | ASSI Talvar Racing | Intrepid | Raket 85 | Bridgestone | 12 | 10:18.848 | 5.231 | 5.151 | 50.642 | 71,158 | 10 |
| 4 | 21 | Valters Zviedris | LAT | Steinerts RT | MS Kart | Raket 85 | Bridgestone | 12 | 10:19.134 | 5.517 | 0.286 | 50.557 | 71,278 | 9 |
| 5 | 20 | Simon Loomets | EST | TGT Racing | Dino | Raket 85 | Bridgestone | 12 | 10:24.821 | 11.204 | 5.687 | 50.868 | 70,842 | 8 |
| 6 | 11 | Georg Kõss | EST | TGT Racing | Tony Kart | Raket 85 | Bridgestone | 12 | 10:24.931 | 11.314 | 0.110 | 50.828 | 70,898 | 7 |
| 7 | 12 | Kaur Rõõmussaar | EST | Roli Motors Team | Swiss Hutli | Raket 85 | Bridgestone | 12 | 10:25.161 | 11.544 | 0.230 | 50.804 | 70,931 | 6 |
| 8 | 33 | Karl Leesmaa | EST | AGS Racing | Tony Kart | Raket 85 | Bridgestone | 12 | 10:25.976 | 12.359 | 0.815 | 50.982 | 70,684 | 5 |
| 9 | 202 | Mihails Budovskis | LAT | Kika Motorsport | Gillard | Raket 85 | Bridgestone | 12 | 10:28.920 | 15.303 | 2.944 | 51.647 | 69,774 | 4 |
| 10 | 7 | Aleks Timm | EST | Kuningamäe Kart | Tony Kart | Raket 85 | Bridgestone | 12 | 10:29.018 | 15.401 | 0.098 | 51.319 | 70,220 | 3 |
| 11 | 15 | Ragnar Veerus | EST | Vihur Team | Tony Kart | Raket 85 | Bridgestone | 12 | 10:36.195 | 22.578 | 7.177 | 51.615 | 69,817 | 2 |
| 12 | 117 | Dmitry Derepovka | RUS | | Tony Kart | Raket 85 | Bridgestone | 12 | 10:56.048 | 42.431 | 19.853 | 53.370 | 67,521 | 1 |
| 13 | 6 | Kermo Pihelgas | EST | Sar-Tech Motorsport | Intrepid | Raket 85 | Bridgestone | 6 | 5:10.304 | 6 Laps | 6 Laps | 50.725 | 71,042 | 0 |
| DNF | 27 | Daniil Korolkov | RUS | | Tony Kart | Raket 85 | Bridgestone | | 1.370 | DNF | 6 Laps | | | 0 |

| Margin of Victory | Avg. Speed | Best Lap Tm | Best Speed | Best Lap by |
|-------------------|------------|-------------|------------|----------------------|
| 0.080 | 70,473 | 50.146 | 71,862 | 8 - Jan Markus Kõõra |

<http://www.autosport.ee/kart>

<http://autosport.mylaps.com>

Orbits

Peakohtunik: Heikki Hõbemägi

Peaajamõõtja: Asper Leppik

Peasekretär: Merle Niglas

Printed: 3.07.2010 22:38:08





Eesti MV IV etapp kardispordis

Micro

Aravete kardirada 1,001 Km

Micro - eelfinaal race

3.07.2010 13:20

Race (12 Laps) started at 13:15:15

| Lap | Lap Tm | Diff | Time of Day |
|-----------------------------|---------------|--------|--------------|
| (8) Jan Markus Kõõra | | | |
| 1 | 54.777 | +4.631 | 13:16:10.846 |
| 2 | 50.859 | +0.713 | 13:17:01.705 |
| 3 | 50.588 | +0.442 | 13:17:52.293 |
| 4 | 50.301 | +0.155 | 13:18:42.594 |
| 5 | 50.315 | +0.169 | 13:19:32.909 |
| 6 | 50.146 | | 13:20:23.055 |
| 7 | 50.236 | +0.090 | 13:21:13.291 |
| 8 | 50.659 | +0.513 | 13:22:03.950 |
| 9 | 50.976 | +0.830 | 13:22:54.926 |
| 10 | 51.324 | +1.178 | 13:23:46.250 |
| 11 | 51.677 | +1.531 | 13:24:37.927 |
| 12 | 51.480 | +1.334 | 13:25:29.407 |

| Lap | Lap Tm | Diff | Time of Day |
|------------------------|---------------|--------|--------------|
| (3) Artur Ploom | | | |
| 1 | 52.995 | +2.504 | 13:16:08.785 |
| 2 | 51.133 | +0.642 | 13:16:59.918 |
| 3 | 50.706 | +0.215 | 13:17:50.624 |
| 4 | 50.759 | +0.268 | 13:18:41.383 |
| 5 | 50.658 | +0.167 | 13:19:32.041 |
| 6 | 50.491 | | 13:20:22.532 |
| 7 | 50.504 | +0.013 | 13:21:13.036 |
| 8 | 50.745 | +0.254 | 13:22:03.781 |
| 9 | 50.967 | +0.476 | 13:22:54.748 |
| 10 | 51.359 | +0.868 | 13:23:46.107 |
| 11 | 51.684 | +1.193 | 13:24:37.791 |
| 12 | 51.696 | +1.205 | 13:25:29.487 |

| Lap | Lap Tm | Diff | Time of Day |
|-------------------------------|---------------|--------|--------------|
| (14) Paul August Lääne | | | |
| 1 | 56.202 | +5.560 | 13:16:13.225 |
| 2 | 51.614 | +0.972 | 13:17:04.839 |
| 3 | 50.642 | | 13:17:55.481 |
| 4 | 52.221 | +1.579 | 13:18:47.702 |
| 5 | 51.068 | +0.426 | 13:19:38.770 |
| 6 | 51.095 | +0.453 | 13:20:29.865 |
| 7 | 50.957 | +0.315 | 13:21:20.822 |
| 8 | 50.662 | +0.020 | 13:22:11.484 |
| 9 | 50.860 | +0.218 | 13:23:02.344 |
| 10 | 50.717 | +0.075 | 13:23:53.061 |
| 11 | 50.778 | +0.136 | 13:24:43.839 |
| 12 | 50.799 | +0.157 | 13:25:34.638 |

| Lap | Lap Tm | Diff | Time of Day |
|------------------------------|---------------|--------|--------------|
| (21) Valters Zviedris | | | |
| 1 | 54.631 | +4.074 | 13:16:12.009 |
| 2 | 51.251 | +0.694 | 13:17:03.260 |
| 3 | 51.697 | +1.140 | 13:17:54.957 |
| 4 | 52.078 | +1.521 | 13:18:47.035 |
| 5 | 52.007 | +1.450 | 13:19:39.042 |
| 6 | 51.113 | +0.556 | 13:20:30.155 |
| 7 | 50.899 | +0.342 | 13:21:21.054 |
| 8 | 50.557 | | 13:22:11.611 |
| 9 | 50.857 | +0.300 | 13:23:02.468 |
| 10 | 50.831 | +0.274 | 13:23:53.299 |
| 11 | 50.679 | +0.122 | 13:24:43.978 |
| 12 | 50.946 | +0.389 | 13:25:34.924 |

| Lap | Lap Tm | Diff | Time of Day |
|---------------------------|---------------|--------|--------------|
| (20) Simon Loomets | | | |
| 1 | 54.641 | +3.773 | 13:16:10.935 |
| 2 | 50.876 | +0.008 | 13:17:01.811 |
| 3 | 52.734 | +1.866 | 13:17:54.545 |
| 4 | 53.622 | +2.754 | 13:18:48.167 |
| 5 | 52.198 | +1.330 | 13:19:40.365 |
| 6 | 51.670 | +0.802 | 13:20:32.035 |
| 7 | 50.868 | | 13:21:22.903 |
| 8 | 51.017 | +0.149 | 13:22:13.920 |

| Lap | Lap Tm | Diff | Time of Day |
|-----|--------|--------|--------------|
| 9 | 51.160 | +0.292 | 13:23:05.080 |
| 10 | 51.787 | +0.919 | 13:23:56.867 |
| 11 | 51.631 | +0.763 | 13:24:48.498 |
| 12 | 52.113 | +1.245 | 13:25:40.611 |

| Lap | Lap Tm | Diff | Time of Day |
|------------------------|---------------|--------|--------------|
| (11) Georg Kõss | | | |
| 1 | 55.207 | +4.379 | 13:16:11.647 |
| 2 | 51.764 | +0.936 | 13:17:03.411 |
| 3 | 51.953 | +1.125 | 13:17:55.364 |
| 4 | 52.971 | +2.143 | 13:18:48.335 |
| 5 | 52.196 | +1.368 | 13:19:40.531 |
| 6 | 52.149 | +1.321 | 13:20:32.680 |
| 7 | 51.409 | +0.581 | 13:21:24.089 |
| 8 | 51.158 | +0.330 | 13:22:15.247 |
| 9 | 50.828 | | 13:23:06.075 |
| 10 | 51.404 | +0.576 | 13:23:57.479 |
| 11 | 51.375 | +0.547 | 13:24:48.854 |
| 12 | 51.867 | +1.039 | 13:25:40.721 |

| Lap | Lap Tm | Diff | Time of Day |
|-----------------------------|---------------|--------|--------------|
| (12) Kaur Rõõmussaar | | | |
| 1 | 55.669 | +4.865 | 13:16:12.196 |
| 2 | 51.412 | +0.608 | 13:17:03.608 |
| 3 | 52.129 | +1.325 | 13:17:55.737 |
| 4 | 52.219 | +1.415 | 13:18:47.956 |
| 5 | 52.090 | +1.286 | 13:19:40.046 |
| 6 | 51.205 | +0.401 | 13:20:31.251 |
| 7 | 50.804 | | 13:21:22.055 |
| 8 | 51.226 | +0.422 | 13:22:13.281 |
| 9 | 52.204 | +1.400 | 13:23:05.485 |
| 10 | 51.848 | +1.044 | 13:23:57.333 |
| 11 | 52.177 | +1.373 | 13:24:49.510 |
| 12 | 51.441 | +0.637 | 13:25:40.951 |

| Lap | Lap Tm | Diff | Time of Day |
|--------------------------|---------------|--------|--------------|
| (33) Karl Leesmaa | | | |
| 1 | 55.212 | +4.230 | 13:16:11.331 |
| 2 | 51.723 | +0.741 | 13:17:03.054 |
| 3 | 51.695 | +0.713 | 13:17:54.749 |
| 4 | 52.019 | +1.037 | 13:18:46.768 |
| 5 | 52.361 | +1.379 | 13:19:39.129 |
| 6 | 51.872 | +0.890 | 13:20:31.001 |
| 7 | 50.982 | | 13:21:21.983 |
| 8 | 51.593 | +0.611 | 13:22:13.576 |
| 9 | 51.607 | +0.625 | 13:23:05.183 |
| 10 | 51.915 | +0.933 | 13:23:57.098 |
| 11 | 51.635 | +0.653 | 13:24:48.733 |
| 12 | 53.033 | +2.051 | 13:25:41.766 |

| Lap | Lap Tm | Diff | Time of Day |
|--------------------------------|---------------|--------|--------------|
| (202) Mihails Budovskis | | | |
| 1 | 54.900 | +3.253 | 13:16:11.216 |
| 2 | 51.694 | +0.047 | 13:17:02.910 |
| 3 | 52.255 | +0.608 | 13:17:55.165 |
| 4 | 52.436 | +0.789 | 13:18:47.601 |
| 5 | 52.676 | +1.029 | 13:19:40.277 |
| 6 | 52.044 | +0.397 | 13:20:32.321 |
| 7 | 51.647 | | 13:21:23.968 |
| 8 | 51.858 | +0.211 | 13:22:15.826 |
| 9 | 51.770 | +0.123 | 13:23:07.596 |
| 10 | 52.043 | +0.396 | 13:23:59.639 |
| 11 | 52.512 | +0.865 | 13:24:52.151 |
| 12 | 52.559 | +0.912 | 13:25:44.710 |

| Lap | Lap Tm | Diff | Time of Day |
|-----------------------|--------|--------|--------------|
| (7) Aleks Timm | | | |
| 1 | 56.254 | +4.935 | 13:16:13.097 |
| 2 | 52.014 | +0.695 | 13:17:05.111 |
| 3 | 51.648 | +0.329 | 13:17:56.759 |
| 4 | 51.809 | +0.490 | 13:18:48.568 |

| Lap | Lap Tm | Diff | Time of Day |
|-----|---------------|--------|--------------|
| 5 | 52.790 | +1.471 | 13:19:41.358 |
| 6 | 51.995 | +0.676 | 13:20:33.353 |
| 7 | 51.599 | +0.280 | 13:21:24.952 |
| 8 | 51.319 | | 13:22:16.271 |
| 9 | 51.482 | +0.163 | 13:23:07.753 |
| 10 | 52.031 | +0.712 | 13:23:59.784 |
| 11 | 52.144 | +0.825 | 13:24:51.928 |
| 12 | 52.880 | +1.561 | 13:25:44.808 |

| Lap | Lap Tm | Diff | Time of Day |
|---------------------------|---------------|--------|--------------|
| (15) Ragnar Veerus | | | |
| 1 | 56.782 | +5.167 | 13:16:13.677 |
| 2 | 51.838 | +0.223 | 13:17:05.515 |
| 3 | 57.842 | +6.227 | 13:18:03.357 |
| 4 | 53.493 | +1.878 | 13:18:56.850 |
| 5 | 52.293 | +0.678 | 13:19:49.143 |
| 6 | 51.966 | +0.351 | 13:20:41.109 |
| 7 | 51.812 | +0.197 | 13:21:32.921 |
| 8 | 51.711 | +0.096 | 13:22:24.632 |
| 9 | 51.615 | | 13:23:16.247 |
| 10 | 51.754 | +0.139 | 13:24:08.001 |
| 11 | 52.057 | +0.442 | 13:25:00.058 |
| 12 | 51.927 | +0.312 | 13:25:51.985 |

| Lap | Lap Tm | Diff | Time of Day |
|-------------------------------|---------------|--------|--------------|
| (117) Dmitry Derepovka | | | |
| 1 | 57.105 | +3.735 | 13:16:14.414 |
| 2 | 53.370 | | 13:17:07.784 |
| 3 | 55.273 | +1.903 | 13:18:03.057 |
| 4 | 54.188 | +0.818 | 13:18:57.245 |
| 5 | 54.050 | +0.680 | 13:19:51.295 |
| 6 | 54.214 | +0.844 | 13:20:45.509 |
| 7 | 54.287 | +0.917 | 13:21:39.796 |
| 8 | 54.407 | +1.037 | 13:22:34.203 |
| 9 | 54.221 | +0.851 | 13:23:28.424 |
| 10 | 54.600 | +1.230 | 13:24:23.024 |
| 11 | 54.585 | +1.215 | 13:25:17.609 |
| 12 | 54.229 | +0.859 | 13:26:11.838 |

| Lap | Lap Tm | Diff | Time of Day |
|---------------------------|---------------|--------|--------------|
| (6) Kermo Pihelgas | | | |
| 1 | 54.582 | +3.857 | 13:16:10.424 |
| 2 | 50.751 | +0.026 | 13:17:01.175 |
| 3 | 50.725 | | 13:17:51.900 |
| 4 | 50.863 | +0.138 | 13:18:42.763 |
| 5 | 51.119 | +0.394 | 13:19:33.882 |
| 6 | 52.212 | +1.487 | 13:20:26.094 |



Eesti MV IV etapp kardispordis

Lapchart

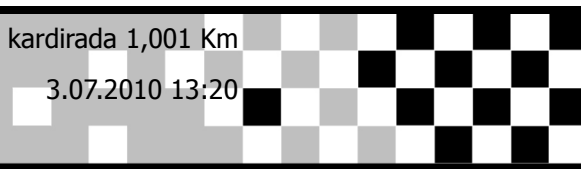
Micro

Aravete kardirada 1,001 Km

Micro - eelfinaal race

3.07.2010 13:20

Race (12 Laps) started at 13:15:15



Competitors

| | Laps | | | | | | | | | | | | | |
|-------------------------|------|-----|-----|-----|-----|-----|-----|-----|-----|-----|-----|-----|-----|-----|
| | 0 | 1 | 2 | 3 | 4 | 5 | 6 | 7 | 8 | 9 | 10 | 11 | 12 | |
| Artur Ploom (3) | 1 | 3 | 3 | 3 | 3 | 3 | 3 | 3 | 3 | 3 | 3 | 3 | 3 | 8 |
| Kermo Pihelgas (6) | 2 | 6 | 6 | 6 | 6 | 8 | 8 | 8 | 8 | 8 | 8 | 8 | 8 | 3 |
| Jan Markus Kõõra (8) | 3 | 8 | 8 | 8 | 8 | 6 | 6 | 6 | 14 | 14 | 14 | 14 | 14 | 14 |
| Karl Leesmaa (33) | 4 | 33 | 20 | 20 | 20 | 33 | 14 | 14 | 21 | 21 | 21 | 21 | 21 | 21 |
| Simon Loomets (20) | 5 | 20 | 202 | 202 | 33 | 21 | 21 | 21 | 33 | 12 | 20 | 20 | 20 | 20 |
| Mihails Budovskis (202) | 6 | 202 | 33 | 33 | 21 | 202 | 33 | 33 | 12 | 33 | 33 | 33 | 33 | 11 |
| Georg Kõss (11) | 7 | 11 | 11 | 21 | 202 | 14 | 12 | 12 | 20 | 20 | 12 | 12 | 11 | 12 |
| Kaur Rõõmussaar (12) | 8 | 12 | 21 | 11 | 11 | 12 | 202 | 20 | 202 | 11 | 11 | 11 | 12 | 33 |
| Aleks Timm (7) | 9 | 7 | 12 | 12 | 14 | 20 | 20 | 202 | 11 | 202 | 202 | 202 | 7 | 202 |
| Ragnar Veerus (15) | 10 | 15 | 7 | 14 | 12 | 11 | 11 | 11 | 7 | 7 | 7 | 7 | 202 | 7 |
| Paul August Lääne (14) | 11 | 14 | 14 | 7 | 7 | 7 | 7 | 7 | 15 | 15 | 15 | 15 | 15 | 15 |
| Daniil Korolkov (27) | 12 | 27 | 15 | 15 | 117 | 15 | 15 | 15 | 117 | 117 | 117 | 117 | 117 | 117 |
| Dmitry Derepovka (117) | 13 | 117 | 117 | 117 | 15 | 117 | 117 | 117 | | | | | | |
| Valters Zviedris (21) | 14 | 21 | | | | | | | | | | | | |



Eesti MV IV etapp kardispordis

Sorted on Laps

Micro

Aravete kardirada 1,001 Km

Micro - finaal race

3.07.2010 15:15

Race (14 Laps) started at 15:16:46

| Pos | No. | Name | Nat | Entrant/Race Team | Chassis | Engine | Tires | Laps | Total Tm | Diff | Gap | Best Tm | Best Speed | Points |
|-----|-----|-------------------|-----|---------------------|-------------|----------|-------------|------|-----------|--------|--------|---------|------------|--------|
| 1 | 3 | Artur Ploom | EST | Roli Motors Team | CRG | Raket 85 | Bridgestone | 14 | 11:50.854 | | | 50.127 | 71,889 | 30 |
| 2 | 8 | Jan Markus Kõõra | EST | AGS Racing | Tony Kart | Raket 85 | Bridgestone | 14 | 11:51.544 | 0.690 | 0.690 | 49.999 | 72,073 | 24 |
| 3 | 14 | Paul August Lääne | EST | ASSI Talvar Racing | Intrepid | Raket 85 | Bridgestone | 14 | 11:51.646 | 0.792 | 0.102 | 50.064 | 71,980 | 20 |
| 4 | 33 | Karl Leesmaa | EST | AGS Racing | Tony Kart | Raket 85 | Bridgestone | 14 | 12:03.021 | 12.167 | 11.375 | 50.633 | 71,171 | 18 |
| 5 | 12 | Kaur Rõõmussaar | EST | Roli Motors Team | Swiss Hutli | Raket 85 | Bridgestone | 14 | 12:03.191 | 12.337 | 0.170 | 50.685 | 71,098 | 16 |
| 6 | 21 | Valters Zviedris | LAT | Steinerts RT | MS Kart | Raket 85 | Bridgestone | 14 | 12:03.402 | 12.548 | 0.211 | 50.823 | 70,905 | 14 |
| 7 | 20 | Simon Loomets | EST | TGT Racing | Dino | Raket 85 | Bridgestone | 14 | 12:05.378 | 14.524 | 1.976 | 51.111 | 70,505 | 12 |
| 8 | 202 | Mihails Budovskis | LAT | Kika Motorsport | Gillard | Raket 85 | Bridgestone | 14 | 12:07.308 | 16.454 | 1.930 | 51.012 | 70,642 | 10 |
| 9 | 27 | Daniil Korolkov | RUS | | Tony Kart | Raket 85 | Bridgestone | 14 | 12:07.410 | 16.556 | 0.102 | 51.007 | 70,649 | 8 |
| 10 | 6 | Kermo Pihelgas | EST | Sar-Tech Motorsport | Intrepid | Raket 85 | Bridgestone | 14 | 12:10.379 | 19.525 | 2.969 | 51.056 | 70,581 | 6 |
| 11 | 15 | Ragnar Veerus | EST | Vihur Team | Tony Kart | Raket 85 | Bridgestone | 14 | 12:10.575 | 19.721 | 0.196 | 50.937 | 70,746 | 4 |
| 12 | 11 | Georg Kõss | EST | TGT Racing | Tony Kart | Raket 85 | Bridgestone | 14 | 12:12.356 | 21.502 | 1.781 | 51.354 | 70,172 | 2 |
| 13 | 7 | Aleks Timm | EST | Kuningamäe Kart | Tony Kart | Raket 85 | Bridgestone | 14 | 12:19.779 | 28.925 | 7.423 | 51.555 | 69,898 | 0 |
| 14 | 117 | Dmitry Derepovka | RUS | | Tony Kart | Raket 85 | Bridgestone | 13 | 11:53.954 | 1 Lap | 1 Lap | 53.973 | 66,767 | 0 |

| Margin of Victory | Avg. Speed | Best Lap Tm | Best Speed | Best Lap by |
|-------------------|------------|-------------|------------|----------------------|
| 0.690 | 70,972 | 49.999 | 72,073 | 8 - Jan Markus Kõõra |

<http://www.autosport.ee/kart> <http://autosport.mylaps.com> Orbits

Peakohtunik: Heikki Hõbemägi

Peaajamõõtja: Asper Leppik

Peasekretär: Merle Niglas

Printed: 3.07.2010 22:38:38





Eesti MV IV etapp kardisporis

Aravete kardirada 1,001 Km

3.07.2010 15:15

Micro

Micro - finaal race

Race (14 Laps) started at 15:16:46

| Lap | Lap Tm | Diff | Time of Day |
|------------------------|---------------|--------|--------------|
| (3) Artur Ploom | | | |
| 1 | 52.921 | +2.794 | 15:17:39.930 |
| 2 | 51.166 | +1.039 | 15:18:31.096 |
| 3 | 50.750 | +0.623 | 15:19:21.846 |
| 4 | 50.460 | +0.333 | 15:20:12.306 |
| 5 | 50.489 | +0.362 | 15:21:02.795 |
| 6 | 50.433 | +0.306 | 15:21:53.228 |
| 7 | 50.363 | +0.236 | 15:22:43.591 |
| 8 | 50.127 | | 15:23:33.718 |
| 9 | 50.311 | +0.184 | 15:24:24.029 |
| 10 | 50.281 | +0.154 | 15:25:14.310 |
| 11 | 50.518 | +0.391 | 15:26:04.828 |
| 12 | 50.475 | +0.348 | 15:26:55.303 |
| 13 | 51.214 | +1.087 | 15:27:46.517 |
| 14 | 51.306 | +1.179 | 15:28:37.823 |

| Lap | Lap Tm | Diff | Time of Day |
|-----------------------------|---------------|--------|--------------|
| (8) Jan Markus Kõõra | | | |
| 1 | 53.141 | +3.142 | 15:17:40.110 |
| 2 | 51.149 | +1.150 | 15:18:31.259 |
| 3 | 50.786 | +0.787 | 15:19:22.045 |
| 4 | 50.478 | +0.479 | 15:20:12.523 |
| 5 | 50.516 | +0.517 | 15:21:03.039 |
| 6 | 50.456 | +0.457 | 15:21:53.495 |
| 7 | 50.456 | +0.457 | 15:22:43.951 |
| 8 | 50.136 | +0.137 | 15:23:34.087 |
| 9 | 50.159 | +0.160 | 15:24:24.246 |
| 10 | 50.648 | +0.649 | 15:25:14.894 |
| 11 | 50.303 | +0.304 | 15:26:05.197 |
| 12 | 49.999 | | 15:26:55.196 |
| 13 | 51.146 | +1.147 | 15:27:46.342 |
| 14 | 52.171 | +2.172 | 15:28:38.513 |

| Lap | Lap Tm | Diff | Time of Day |
|-------------------------------|---------------|--------|--------------|
| (14) Paul August Lääne | | | |
| 1 | 54.547 | +4.483 | 15:17:41.796 |
| 2 | 50.525 | +0.461 | 15:18:32.321 |
| 3 | 50.625 | +0.561 | 15:19:22.946 |
| 4 | 50.287 | +0.223 | 15:20:13.233 |
| 5 | 50.069 | +0.005 | 15:21:03.302 |
| 6 | 50.064 | | 15:21:53.366 |
| 7 | 50.448 | +0.384 | 15:22:43.814 |
| 8 | 50.098 | +0.034 | 15:23:33.912 |
| 9 | 50.289 | +0.225 | 15:24:24.201 |
| 10 | 50.495 | +0.431 | 15:25:14.696 |
| 11 | 50.634 | +0.570 | 15:26:05.330 |
| 12 | 50.124 | +0.060 | 15:26:55.454 |
| 13 | 51.224 | +1.160 | 15:27:46.678 |
| 14 | 51.937 | +1.873 | 15:28:38.615 |

| Lap | Lap Tm | Diff | Time of Day |
|--------------------------|---------------|--------|--------------|
| (33) Karl Leesmaa | | | |
| 1 | 54.932 | +4.299 | 15:17:42.605 |
| 2 | 51.880 | +1.247 | 15:18:34.485 |
| 3 | 51.180 | +0.547 | 15:19:25.665 |
| 4 | 51.335 | +0.702 | 15:20:17.000 |
| 5 | 52.086 | +1.453 | 15:21:09.086 |
| 6 | 51.499 | +0.866 | 15:22:00.585 |
| 7 | 51.975 | +1.342 | 15:22:52.560 |
| 8 | 51.171 | +0.538 | 15:23:43.731 |
| 9 | 50.930 | +0.297 | 15:24:34.661 |
| 10 | 51.142 | +0.509 | 15:25:25.803 |
| 11 | 50.758 | +0.125 | 15:26:16.561 |
| 12 | 50.633 | | 15:27:07.194 |
| 13 | 51.718 | +1.085 | 15:27:58.912 |
| 14 | 51.078 | +0.445 | 15:28:49.990 |

| Lap | Lap Tm | Diff | Time of Day |
|-----------------------------|---------------|--------|--------------|
| (12) Kaur Rõõmussaar | | | |
| 1 | 54.932 | +4.299 | 15:17:42.605 |
| 2 | 51.880 | +1.247 | 15:18:34.485 |
| 3 | 51.180 | +0.547 | 15:19:25.665 |
| 4 | 51.335 | +0.702 | 15:20:17.000 |
| 5 | 52.086 | +1.453 | 15:21:09.086 |
| 6 | 51.499 | +0.866 | 15:22:00.585 |
| 7 | 51.975 | +1.342 | 15:22:52.560 |
| 8 | 51.171 | +0.538 | 15:23:43.731 |
| 9 | 50.930 | +0.297 | 15:24:34.661 |
| 10 | 51.142 | +0.509 | 15:25:25.803 |
| 11 | 50.758 | +0.125 | 15:26:16.561 |
| 12 | 50.633 | | 15:27:07.194 |
| 13 | 51.718 | +1.085 | 15:27:58.912 |
| 14 | 51.078 | +0.445 | 15:28:49.990 |

| Lap | Lap Tm | Diff | Time of Day |
|-----|---------------|--------|--------------|
| 1 | 55.094 | +4.409 | 15:17:42.895 |
| 2 | 51.679 | +0.994 | 15:18:34.574 |
| 3 | 51.239 | +0.554 | 15:19:25.813 |
| 4 | 51.374 | +0.689 | 15:20:17.187 |
| 5 | 52.130 | +1.445 | 15:21:09.317 |
| 6 | 51.912 | +1.227 | 15:22:01.229 |
| 7 | 51.472 | +0.787 | 15:22:52.701 |
| 8 | 50.839 | +0.154 | 15:23:43.540 |
| 9 | 51.026 | +0.341 | 15:24:34.566 |
| 10 | 50.977 | +0.292 | 15:25:25.543 |
| 11 | 50.879 | +0.194 | 15:26:16.422 |
| 12 | 50.685 | | 15:27:07.107 |
| 13 | 51.711 | +1.026 | 15:27:58.818 |
| 14 | 51.342 | +0.657 | 15:28:50.160 |

| Lap | Lap Tm | Diff | Time of Day |
|------------------------------|---------------|--------|--------------|
| (21) Valters Zviedris | | | |
| 1 | 53.639 | +2.816 | 15:17:40.902 |
| 2 | 51.114 | +0.291 | 15:18:32.016 |
| 3 | 51.870 | +1.047 | 15:19:23.886 |
| 4 | 51.272 | +0.449 | 15:20:15.158 |
| 5 | 51.849 | +1.026 | 15:21:07.007 |
| 6 | 51.922 | +1.099 | 15:21:58.929 |
| 7 | 51.839 | +1.016 | 15:22:50.768 |
| 8 | 51.630 | +0.807 | 15:23:42.398 |
| 9 | 51.755 | +0.932 | 15:24:34.153 |
| 10 | 51.503 | +0.680 | 15:25:25.656 |
| 11 | 51.260 | +0.437 | 15:26:16.916 |
| 12 | 50.823 | | 15:27:07.739 |
| 13 | 51.313 | +0.490 | 15:27:59.052 |
| 14 | 51.319 | +0.496 | 15:28:50.371 |

| Lap | Lap Tm | Diff | Time of Day |
|---------------------------|---------------|--------|--------------|
| (20) Simon Loomets | | | |
| 1 | 54.389 | +3.278 | 15:17:41.906 |
| 2 | 51.667 | +0.556 | 15:18:33.573 |
| 3 | 51.456 | +0.345 | 15:19:25.029 |
| 4 | 51.383 | +0.272 | 15:20:16.412 |
| 5 | 51.115 | +0.004 | 15:21:07.527 |
| 6 | 51.219 | +0.108 | 15:21:58.746 |
| 7 | 51.429 | +0.318 | 15:22:50.175 |
| 8 | 51.357 | +0.246 | 15:23:41.532 |
| 9 | 51.437 | +0.326 | 15:24:32.969 |
| 10 | 51.638 | +0.527 | 15:25:24.607 |
| 11 | 51.450 | +0.339 | 15:26:16.057 |
| 12 | 51.237 | +0.126 | 15:27:07.294 |
| 13 | 53.942 | +2.831 | 15:28:01.236 |
| 14 | 51.111 | | 15:28:52.347 |

| Lap | Lap Tm | Diff | Time of Day |
|--------------------------------|---------------|--------|--------------|
| (202) Mihails Budovskis | | | |
| 1 | 54.418 | +3.406 | 15:17:42.450 |
| 2 | 51.902 | +0.890 | 15:18:34.352 |
| 3 | 51.230 | +0.218 | 15:19:25.582 |
| 4 | 51.301 | +0.289 | 15:20:16.883 |
| 5 | 51.894 | +0.882 | 15:21:08.777 |
| 6 | 51.897 | +0.885 | 15:22:00.674 |
| 7 | 52.201 | +1.189 | 15:22:52.875 |
| 8 | 51.574 | +0.562 | 15:23:44.449 |
| 9 | 51.012 | | 15:24:35.461 |
| 10 | 51.664 | +0.652 | 15:25:27.125 |
| 11 | 51.821 | +0.809 | 15:26:18.946 |
| 12 | 51.874 | +0.862 | 15:27:10.820 |
| 13 | 51.559 | +0.547 | 15:28:02.379 |
| 14 | 51.898 | +0.886 | 15:28:54.277 |

| Lap | Lap Tm | Diff | Time of Day |
|-----------------------------|--------|--------|--------------|
| (27) Daniil Korolkov | | | |
| 1 | 56.154 | +5.147 | 15:17:44.760 |
| 2 | 51.951 | +0.944 | 15:18:36.711 |

| Lap | Lap Tm | Diff | Time of Day |
|-----|---------------|--------|--------------|
| 3 | 51.483 | +0.476 | 15:19:28.194 |
| 4 | 51.682 | +0.675 | 15:20:19.876 |
| 5 | 51.126 | +0.119 | 15:21:11.002 |
| 6 | 51.007 | | 15:22:02.009 |
| 7 | 51.249 | +0.242 | 15:22:53.258 |
| 8 | 51.425 | +0.418 | 15:23:44.683 |
| 9 | 51.281 | +0.274 | 15:24:35.964 |
| 10 | 51.701 | +0.694 | 15:25:27.665 |
| 11 | 51.662 | +0.655 | 15:26:19.327 |
| 12 | 51.740 | +0.733 | 15:27:11.067 |
| 13 | 51.574 | +0.567 | 15:28:02.641 |
| 14 | 51.738 | +0.731 | 15:28:54.379 |

| Lap | Lap Tm | Diff | Time of Day |
|---------------------------|---------------|---------|--------------|
| (6) Kermo Pihelgas | | | |
| 1 | 1:01.822 | +10.766 | 15:17:50.396 |
| 2 | 51.831 | +0.775 | 15:18:42.227 |
| 3 | 51.158 | +0.102 | 15:19:33.385 |
| 4 | 51.195 | +0.139 | 15:20:24.580 |
| 5 | 51.465 | +0.409 | 15:21:16.045 |
| 6 | 51.363 | +0.307 | 15:22:07.408 |
| 7 | 51.133 | +0.077 | 15:22:58.541 |
| 8 | 51.096 | +0.040 | 15:23:49.637 |
| 9 | 51.253 | +0.197 | 15:24:40.890 |
| 10 | 51.559 | +0.503 | 15:25:32.449 |
| 11 | 51.371 | +0.315 | 15:26:23.820 |
| 12 | 51.211 | +0.155 | 15:27:15.031 |
| 13 | 51.056 | | 15:28:06.087 |
| 14 | 51.261 | +0.205 | 15:28:57.348 |

| Lap | Lap Tm | Diff | Time of Day |
|---------------------------|---------------|--------|--------------|
| (15) Ragnar Veerus | | | |
| 1 | 56.710 | +5.773 | 15:17:45.087 |
| 2 | 51.839 | +0.902 | 15:18:36.926 |
| 3 | 51.544 | +0.607 | 15:19:28.470 |
| 4 | 51.216 | +0.279 | 15:20:19.686 |
| 5 | 50.937 | | 15:21:10.623 |
| 6 | 51.031 | +0.094 | 15:22:01.654 |
| 7 | 51.396 | +0.459 | 15:22:53.050 |
| 8 | 51.284 | +0.347 | 15:23:44.334 |
| 9 | 50.982 | +0.045 | 15:24:35.316 |
| 10 | 56.749 | +5.812 | 15:25:32.065 |
| 11 | 52.061 | +1.124 | 15:26:24.126 |
| 12 | 51.137 | +0.200 | 15:27:15.263 |
| 13 | 51.071 | +0.134 | 15:28:06.334 |
| 14 | 51.210 | +0.273 | 15:28:57.544 |

| Lap | Lap Tm | Diff | Time of Day |
|------------------------|---------------|--------|--------------|
| (11) Georg Kõss | | | |
| 1 | 54.746 | +3.392 | 15:17:42.154 |
| 2 | 51.626 | +0.272 | 15:18:33.780 |
| 3 | 51.565 | +0.211 | 15:19:25.345 |
| 4 | 51.408 | +0.054 | 15:20:16.753 |
| 5 | 52.218 | +0.864 | 15:21:08.971 |
| 6 | 53.310 | +1.956 | 15:22:02.281 |
| 7 | 52.163 | +0.809 | 15:22:54.444 |
| 8 | 52.230 | +0.876 | 15:23:46.674 |
| 9 | 53.169 | +1.815 | 15:24:39.843 |
| 10 | 52.990 | +1.636 | 15:25:32.833 |
| 11 | 51.504 | +0.150 | 15:26:24.337 |
| 12 | 51.354 | | 15:27:15.691 |
| 13 | 51.727 | +0.373 | 15:28:07.418 |
| 14 | 51.907 | +0.553 | 15:28:59.325 |

| Lap | Lap Tm | Diff | Time of Day |
|-----------------------|----------|---------|--------------|
| (7) Aleks Timm | | | |
| 1 | 1:04.743 | +13.188 | 15:17:52.793 |
| 2 | 52.024 | +0.469 | 15:18:44.817 |
| 3 | 51.670 | +0.115 | 15:19:36.487 |
| 4 | 52.108 | +0.553 | 15:20:28.595 |



Eesti MV IV etapp kardispordis

Lapchart


Micro

Aravete kardirada 1,001 Km

Micro - finaal race

3.07.2010 15:15

Race (14 Laps) started at 15:16:46



Competitors

| | Laps | | | | | | | | | | | | | | | |
|-------------------------|------|-----|-----|-----|-----|-----|-----|-----|-----|-----|-----|-----|-----|-----|-----|-----|
| | 0 | 1 | 2 | 3 | 4 | 5 | 6 | 7 | 8 | 9 | 10 | 11 | 12 | 13 | 14 | |
| Jan Markus Kõõra (8) | 1 | 8 | 3 | 3 | 3 | 3 | 3 | 3 | 3 | 3 | 3 | 3 | 3 | 8 | 8 | 3 |
| Artur Ploom (3) | 2 | 3 | 8 | 8 | 8 | 8 | 8 | 14 | 14 | 14 | 14 | 14 | 8 | 3 | 3 | 8 |
| Paul August Lääne (14) | 3 | 14 | 21 | 21 | 14 | 14 | 14 | 8 | 8 | 8 | 8 | 8 | 14 | 14 | 14 | 14 |
| Valters Zviedris (21) | 4 | 21 | 14 | 14 | 21 | 21 | 21 | 20 | 20 | 20 | 20 | 20 | 20 | 12 | 12 | 33 |
| Georg Kõss (11) | 5 | 11 | 20 | 20 | 20 | 20 | 20 | 21 | 21 | 21 | 21 | 12 | 12 | 33 | 33 | 12 |
| Simon Loomets (20) | 6 | 20 | 11 | 11 | 11 | 11 | 202 | 33 | 33 | 12 | 12 | 21 | 33 | 20 | 21 | 21 |
| Karl Leesmaa (33) | 7 | 33 | 202 | 202 | 202 | 202 | 11 | 202 | 12 | 33 | 33 | 33 | 21 | 21 | 20 | 20 |
| Kaur Rõõmussaar (12) | 8 | 12 | 33 | 33 | 33 | 33 | 33 | 12 | 202 | 15 | 15 | 202 | 202 | 202 | 202 | 202 |
| Mihails Budovskis (202) | 9 | 202 | 12 | 12 | 12 | 12 | 12 | 15 | 15 | 202 | 202 | 27 | 27 | 27 | 27 | 27 |
| Aleks Timm (7) | 10 | 7 | 27 | 27 | 27 | 15 | 15 | 27 | 27 | 27 | 27 | 15 | 6 | 6 | 6 | 6 |
| Dmitry Derepovka (117) | 11 | 117 | 15 | 15 | 15 | 27 | 27 | 11 | 11 | 11 | 11 | 11 | 6 | 15 | 15 | 15 |
| Ragnar Veerus (15) | 12 | 15 | 117 | 117 | 6 | 6 | 6 | 6 | 6 | 6 | 6 | 11 | 11 | 11 | 11 | 11 |
| Kermo Pihelgas (6) | 13 | 6 | 6 | 6 | 117 | 117 | 7 | 7 | 7 | 7 | 7 | 7 | 7 | 7 | 7 | 7 |
| Daniil Korolkov (27) | 14 | 27 | 7 | 7 | 7 | 7 | 117 | 117 | 117 | 117 | 117 | 117 | 117 | 117 | 117 | 117 |




Eesti MV IV etapp kardisporis

Micro

Aravete kardirada 1,001 Km

Micro - kokkuvõte



| Pos | No. | Name | Nat | Entrant/Race Team | Chassis | R1. | R2. | Total points |
|-----|-----|-------------------|-----|---------------------|---------------|-----|-----|--------------|
| 1 | 3 | Artur Ploom | EST | Roli Motors Team | CRG | 12 | 30 | 42 |
| 2 | 8 | Jan Markus Kõõra | EST | AGS Racing | Tony Kart | 15 | 24 | 39 |
| 3 | 14 | Paul August Lääne | EST | ASSI Talvar Racing | Intrepid | 10 | 20 | 30 |
| 4 | 33 | Karl Leesmaa | EST | AGS Racing | Tony Kart | 5 | 18 | 23 |
| 5 | 21 | Valters Zviedris | LAT | Steinerts RT | MS Kart | 9 | 14 | 23 |
| 6 | 12 | Kaur Rõõmussaar | EST | Roli Motors Team | Swiss Hutless | 6 | 16 | 22 |
| 7 | 20 | Simon Loomets | EST | TGT Racing | Dino | 8 | 12 | 20 |
| 8 | 202 | Mihails Budovskis | LAT | Kika Motorsport | Gillard | 4 | 10 | 14 |
| 9 | 11 | Georg Kõss | EST | TGT Racing | Tony Kart | 7 | 2 | 9 |
| 10 | 27 | Daniil Korolkov | RUS | | Tony Kart | 0 | 8 | 8 |
| 11 | 6 | Kermo Pihelgas | EST | Sar-Tech Motorsport | Intrepid | 0 | 6 | 6 |
| 12 | 15 | Ragnar Veerus | EST | Vihur Team | Tony Kart | 2 | 4 | 6 |
| 13 | 7 | Aleks Timm | EST | Kuningamäe Kart | Tony Kart | 3 | 0 | 3 |
| 14 | 117 | Dmitry Derepovka | RUS | | Tony Kart | 1 | 0 | 1 |

Micro EMV kardispordis 2010

2010

| Pos | No. | Name | Total | Diff | Gap | #1 | | | #2 | | | #3 | | | #4 | | |
|-----|-----|-------------------|-------|------|-----|----|----|-------|----|----|-------|----|----|-------|----|----|-------|
| | | | | | | R1 | R2 | Total | R1 | R2 | Total | R1 | R2 | Total | R1 | R2 | Total |
| 1 | 14 | Paul August Lääne | 134 | 0 | 0 | 9 | 30 | 39 | 5 | 24 | 29 | 12 | 24 | 36 | 10 | 20 | 30 |
| 2 | 3 | Artur Ploom | 131 | 3 | 3 | 12 | 24 | 36 | 8 | 30 | 38 | 1 | 14 | 15 | 12 | 30 | 42 |
| 3 | 6 | Kermo Pihelgas | 119 | 15 | 12 | 15 | 20 | 35 | 15 | 18 | 33 | 15 | 30 | 45 | 0 | 6 | 6 |
| 4 | 8 | Jan Markus Kõõra | 91 | 43 | 28 | 10 | 0 | 10 | 12 | 14 | 26 | 0 | 16 | 16 | 15 | 24 | 39 |
| 5 | 12 | Kaur Rõõmussaar | 87 | 47 | 4 | 6 | 6 | 12 | 9 | 16 | 25 | 8 | 20 | 28 | 6 | 16 | 22 |
| 6 | 21 | Valters Zviedris | 76 | 58 | 11 | 4 | 4 | 8 | 10 | 20 | 30 | 7 | 8 | 15 | 9 | 14 | 23 |
| 7 | 202 | Mihails Budovskis | 67 | 67 | 9 | 8 | 16 | 24 | 7 | 0 | 7 | 10 | 12 | 22 | 4 | 10 | 14 |
| 8 | 33 | Karl Leesmaa | 67 | 67 | 0 | 7 | 18 | 25 | 4 | 10 | 14 | 5 | 0 | 5 | 5 | 18 | 23 |
| 9 | 20 | Simon Loomets | 65 | 69 | 2 | 0 | 12 | 12 | 0 | 12 | 12 | 3 | 18 | 21 | 8 | 12 | 20 |
| 10 | 11 | Georg Kõss | 49 | 85 | 16 | 3 | 14 | 17 | 0 | 8 | 8 | 9 | 6 | 15 | 7 | 2 | 9 |
| 11 | 7 | Aleks Timm | 40 | 94 | 9 | 5 | 8 | 13 | 6 | 2 | 8 | 6 | 10 | 16 | 3 | 0 | 3 |
| 12 | 15 | Ragnar Veerus | 33 | 101 | 7 | 2 | 10 | 12 | 3 | 6 | 9 | 2 | 4 | 6 | 2 | 4 | 6 |
| 13 | 27 | Daniil Korolkov | 12 | 122 | 21 | x | x | x | x | x | x | 4 | 0 | 4 | 0 | 8 | 8 |
| 14 | 65 | Martin Leotoots | 10 | 124 | 2 | 1 | 2 | 3 | 1 | 4 | 5 | 0 | 2 | 2 | x | x | x |
| 15 | 18 | Ilja Martin Udre | 2 | 132 | 8 | 0 | 0 | 0 | 2 | 0 | 2 | x | x | x | x | x | x |
| 16 | 117 | Dmitry Derepovka | 1 | 133 | 1 | x | x | x | 0 | 0 | 0 | 0 | 0 | 0 | 1 | 0 | 1 |
| 17 | 111 | Kaspar Korjus | 0 | 134 | 1 | 0 | 0 | 0 | x | x | x | x | x | x | x | x | x |

Event Legend

| | | | | | |
|----|------------|--|----|------------|---|
| #1 | 2.05.2010 | Eesti MV I etapp kardispordis - Rapla | #3 | 12.06.2010 | Eesti MV III etapp kardispordis - Aravete |
| #2 | 15.05.2010 | Eesti MV II etapp kardispordis - Rapla | #4 | 3.07.2010 | Eesti MV IV etapp kardispordis - Aravete |