



# Superkrossi karikavõistluste II etapp

Sorted on Best Lap time

2WD kuni 2000 cm3, Noor

Valgerand, Audru, Pärnumaa 1,100 Km

Esivedu, Noor - treeningsõit + kvalifikatsioon - 15 minutit

2.02.2014 10:30

Practice started at 10:36:19

Pos	No.	Name	Make	Race Team	Best Tm	Diff	In Lap	Laps	Best Speed
1	35	Mati HERDOJA	Ford Escort	Erki Sport	1:04.273		8	12	61,612
2	34	Kaido ORAV	Volkswagen Golf II	Erki Sport	1:05.427	1.154	12	12	60,525
3	55	Kristofer LUPP	Mitsubishi Colt	Erki Sport	1:05.574	1.301	11	12	60,390
4	31	Simo LIND	Opel Astra	Erki Sport	1:06.536	2.263	12	12	59,517
5	73	Imre REISIN	Audi Coupe	ProRex Racing	1:06.726	2.453	1	1	59,347
6	42	Margus OLLINO	Opel Astra	Erki Sport	1:11.495	7.222	9	11	55,388
7	37	Vahur KUPPER	Opel Kadett	Optitrans	1:13.867	9.594	1	1	53,610
8	69	Argo KAELEP	Honda Civic	Erki Sport	1:15.465	11.192	1	1	52,475



# Superkrossi karikavõistluste II etapp

Sorted on Best Lap time

2WD kuni 2000 cm3, Noor

Valgerand, Audru, Pärnumaa 1,100 Km

Esivedu, Noor - treeningsõit + kvalifikatsioon - 15 minutit

2.02.2014 10:30

Practice started at 10:36:19

Pos	No.	Name	Make	Race Team	Best Tm	Diff	In Lap	Laps	Best Speed
Esivedu									
1	35	Mati HERDOJA	Ford Escort	Erki Sport	1:04.273		8	12	61,612
2	34	Kaido ORAV	Volkswagen Golf II	Erki Sport	1:05.427	1.154	12	12	60,525
3	31	Simo LIND	Opel Astra	Erki Sport	1:06.536	2.263	12	12	59,517
4	73	Imre REISIN	Audi Coupe	ProRex Racing	1:06.726	2.453	1	1	59,347
5	42	Margus OLLINO	Opel Astra	Erki Sport	1:11.495	7.222	9	11	55,388
6	37	Vahur KUPPER	Opel Kadett	Optitrans	1:13.867	9.594	1	1	53,610
7	69	Argo KAELEP	Honda Civic	Erki Sport	1:15.465	11.192	1	1	52,475

## Noored

1	55	Kristofer LUPP	Mitsubishi Colt	Erki Sport	1:05.574		11	12	60,390
---	----	----------------	-----------------	------------	----------	--	----	----	--------



# Superkrossi karikavõistluste II etapp

2WD kuni 2000 cm3, Noor

Valgerand, Audru, Pärnumaa 1,100 Km

Esivedu, Noor - treeningsõit + kvalifikatsioon - 15 minutit

2.02.2014 10:30

Practice started at 10:36:19

Lap	Lap Tm	Diff	Time of Day
<b>(35) Mati HERDOJA</b>			
1	1:13.401	+9.128	10:38:38.759
2	1:09.227	+4.954	10:39:47.986
3	1:07.758	+3.485	10:40:55.744
4	1:07.927	+3.654	10:42:03.671
5	1:05.988	+1.715	10:43:09.659
6	1:04.639	+0.366	10:44:14.298
7	1:04.714	+0.441	10:45:19.012
8	<b>1:04.273</b>		10:46:23.285
9	1:05.653	+1.380	10:47:28.938
10	1:05.788	+1.515	10:48:34.726
11	1:10.255	+5.982	10:49:44.981
12	1:04.947	+0.674	10:50:49.928

Lap	Lap Tm	Diff	Time of Day
<b>(34) Kaido ORAV</b>			
1	1:16.008	+10.581	10:38:34.860
2	1:11.545	+6.118	10:39:46.405
3	1:08.625	+3.198	10:40:55.030
4	1:10.055	+4.628	10:42:05.085
5	1:07.626	+2.199	10:43:12.711
6	1:06.880	+1.453	10:44:19.591
7	1:06.388	+0.961	10:45:25.979
8	1:06.851	+1.424	10:46:32.830
9	1:06.132	+0.705	10:47:38.962
10	1:06.422	+0.995	10:48:45.384
11	1:06.330	+0.903	10:49:51.714
12	<b>1:05.427</b>		10:50:57.141

Lap	Lap Tm	Diff	Time of Day
<b>(55) Kristofer LUPP</b>			
1	1:16.192	+10.618	10:38:13.625
2	1:11.555	+5.981	10:39:25.180
3	1:11.569	+5.995	10:40:36.749
4	1:09.442	+3.868	10:41:46.191
5	1:09.048	+3.474	10:42:55.239
6	1:09.682	+4.108	10:44:04.921
7	1:07.555	+1.981	10:45:12.476
8	1:06.018	+0.444	10:46:18.494
9	1:08.590	+3.016	10:47:27.084
10	1:06.129	+0.555	10:48:33.213
11	<b>1:05.574</b>		10:49:38.787
12	1:06.923	+1.349	10:50:45.710

Lap	Lap Tm	Diff	Time of Day
<b>(31) Simo LIND</b>			
1	1:15.897	+9.361	10:38:10.534
2	1:11.872	+5.336	10:39:22.406
3	1:09.448	+2.912	10:40:31.854
4	1:09.385	+2.849	10:41:41.239
5	1:09.109	+2.573	10:42:50.348
6	1:07.691	+1.155	10:43:58.039
7	1:08.635	+2.099	10:45:06.674
8	1:07.681	+1.145	10:46:14.355
9	1:31.774	+25.238	10:47:46.129
10	1:07.313	+0.777	10:48:53.442
11	1:07.822	+1.286	10:50:01.264
12	<b>1:06.536</b>		10:51:07.800

Lap	Lap Tm	Diff	Time of Day
<b>(73) Imre REISIN</b>			
1	<b>1:06.726</b>		10:37:56.695

Lap	Lap Tm	Diff	Time of Day
<b>(42) Margus OLLINO</b>			
1	1:20.069	+8.574	10:38:29.401
2	1:11.725	+0.230	10:39:41.126
3	1:12.709	+1.214	10:40:53.835
4	1:15.482	+3.987	10:42:09.317
5	1:13.089	+1.594	10:43:22.406

Lap	Lap Tm	Diff	Time of Day
6	1:12.938	+1.443	10:44:35.344
7	1:11.819	+0.324	10:45:47.163
8	1:12.274	+0.779	10:46:59.437
9	<b>1:11.495</b>		10:48:10.932
10	1:12.956	+1.461	10:49:23.888
11	1:13.263	+1.768	10:50:37.151

Lap	Lap Tm	Diff	Time of Day
<b>(37) Vahur KUPPER</b>			
1	<b>1:13.867</b>		10:38:19.568

Lap	Lap Tm	Diff	Time of Day
<b>(69) Argo KAELEP</b>			
1	<b>1:15.465</b>		10:38:17.450

Lap	Lap Tm	Diff	Time of Day
-----	--------	------	-------------



# Superkrossi karikavõistluste II etapp

Sorted on Laps

2WD kuni 2000 cm3, Noor

Valgerand, Audru, Pärnumaa 1,100 Km

Esivedu, Noor - 1. poolfinaal - 7 ringi

2.02.2014 11:30

Race (7 Laps) started at 11:54:48

Pos	No.	Name	Make	Race Team	Laps	Total Tm	Diff	Best Tm	Best Speed
1	35	Mati HERDOJA	Ford Escort	Erki Sport	7	7:14.486		1:01.149	64,760
2	37	Vahur KUPPER	Opel Kadett	Optitrans	7	7:20.532	6.046	1:01.676	64,206
3	34	Kaido ORAV	Volkswagen Golf II	Erki Sport	7	7:22.923	8.437	1:01.390	64,506
4	73	Imre REISIN	Audi Coupe	ProRex Racing	7	7:25.333	10.847	1:02.044	63,826
5	31	Simo LIND	Opel Astra	Erki Sport	7	7:32.324	17.838	1:02.793	63,064
6	69	Argo KAELEP	Honda Civic	Erki Sport	7	7:34.505	20.019	1:02.702	63,156
7	42	Margus OLLINO	Opel Astra	Erki Sport	7	8:09.675	55.189	1:07.495	58,671

Not classified

DNF	55	Kristofer LUPP	Mitsubishi Colt	Erki Sport	6	6:34.538	DNF	1:03.655	62,210
-----	----	----------------	-----------------	------------	---	----------	-----	----------	--------

Margin of Victory	Avg. Speed	Best Lap Tm	Best Speed	Best Lap by
6.046	63,800	1:01.149	64,760	35 - Mati HERDOJA

Korraldaja: MTÜ Erki Sport [www.superkross.ee](http://www.superkross.ee)

Orbits

Võistluse direktor: Eiki Eriste

Võistluse juht: Erko Eriste

Võistluse ajamõõtja: Asper Leppik Tulemused ja ringiajad: [www.mylaps.ee](http://www.mylaps.ee)

Printed: 2.02.2014 20:16:57





# Superkrossi karikavõistluste II etapp

Sorted on Laps

2WD kuni 2000 cm3, Noor

Valgerand, Audru, Pärnumaa 1,100 Km

Esivedu, Noor - 1. poolfinaal - 7 ringi

2.02.2014 11:30

Race (7 Laps) started at 11:54:48

Pos	No.	Name	Make	Race Team	Laps	Total Tm	Diff	Best Tm	Best Speed
Esivedu									
1	35	Mati HERDOJA	Ford Escort	Erki Sport	7	7:14.486		1:01.149	64,760
2	37	Vahur KUPPER	Opel Kadett	Optitrans	7	7:20.532	6.046	1:01.676	64,206
3	34	Kaido ORAV	Volkswagen Golf II	Erki Sport	7	7:22.923	8.437	1:01.390	64,506
4	73	Imre REISIN	Audi Coupe	ProRex Racing	7	7:25.333	10.847	1:02.044	63,826
5	31	Simo LIND	Opel Astra	Erki Sport	7	7:32.324	17.838	1:02.793	63,064
6	69	Argo KAELEP	Honda Civic	Erki Sport	7	7:34.505	20.019	1:02.702	63,156
7	42	Margus OLLINO	Opel Astra	Erki Sport	7	8:09.675	55.189	1:07.495	58,671

Not classified

DNF	55	Kristofer LUPP	Mitsubishi Colt	Erki Sport	6	6:34.538	DNF	1:03.655	62,210
-----	----	----------------	-----------------	------------	---	----------	-----	----------	--------

Margin of Victory	Avg. Speed	Best Lap Tm	Best Speed	Best Lap by
6.046	63,800	1:01.149	64,760	35 - Mati HERDOJA

Korraldaja: MTÜ Erki Sport [www.superkross.ee](http://www.superkross.ee)

Orbits

Võistluse direktor: Eiki Eriste

Võistluse juht: Erko Eriste

Võistluse ajamõõtja: Asper Leppik Tulemused ja ringiajad: [www.mylaps.ee](http://www.mylaps.ee)

Printed: 2.02.2014 20:17:07





# Superkrossi karikavõistluste II etapp

2WD kuni 2000 cm3, Noor

Valgerand, Audru, Pärnumaa 1,100 Km

Esivedu, Noor - 1. poolfinaal - 7 ringi

2.02.2014 11:30

Race (7 Laps) started at 11:54:48

Lap	Lap Tm	Diff	Time of Day
<b>(35) Mati HERDOJA</b>			
1	1:05.364	+4.215	11:55:53.841
2	1:01.368	+0.219	11:56:55.209
3	1:01.884	+0.735	11:57:57.093
4	1:01.807	+0.658	11:58:58.900
5	1:01.664	+0.515	12:00:00.564
6	1:01.250	+0.101	12:01:01.814
7	<b>1:01.149</b>		12:02:02.963

Lap	Lap Tm	Diff	Time of Day
<b>(37) Vahur KUPPER</b>			
1	1:03.954	+2.278	11:55:54.108
2	1:03.781	+2.105	11:56:57.889
3	1:02.384	+0.708	11:58:00.273
4	1:02.479	+0.803	11:59:02.752
5	<b>1:01.676</b>		12:00:04.428
6	1:01.686	+0.010	12:01:06.114
7	1:02.895	+1.219	12:02:09.009

Lap	Lap Tm	Diff	Time of Day
<b>(34) Kaido ORAV</b>			
1	1:07.922	+6.532	11:55:57.159
2	1:03.732	+2.342	11:57:00.891
3	1:01.839	+0.449	11:58:02.730
4	1:01.898	+0.508	11:59:04.628
5	<b>1:01.390</b>		12:00:06.018
6	1:02.726	+1.336	12:01:08.744
7	1:02.656	+1.266	12:02:11.400

Lap	Lap Tm	Diff	Time of Day
<b>(73) Imre REISIN</b>			
1	1:08.695	+6.651	11:55:58.397
2	1:03.154	+1.110	11:57:01.551
3	1:03.348	+1.304	11:58:04.899
4	1:02.361	+0.317	11:59:07.260
5	1:02.143	+0.099	12:00:09.403
6	1:02.363	+0.319	12:01:11.766
7	<b>1:02.044</b>		12:02:13.810

Lap	Lap Tm	Diff	Time of Day
<b>(31) Simo LIND</b>			
1	1:07.418	+4.625	11:55:56.634
2	1:03.471	+0.678	11:57:00.105
3	1:03.653	+0.860	11:58:03.758
4	1:06.821	+4.028	11:59:10.579
5	1:04.208	+1.415	12:00:14.787
6	1:03.221	+0.428	12:01:18.008
7	<b>1:02.793</b>		12:02:20.801

Lap	Lap Tm	Diff	Time of Day
<b>(69) Argo KAELEP</b>			
1	1:09.889	+7.187	11:55:59.656
2	1:04.477	+1.775	11:57:04.133
3	1:04.472	+1.770	11:58:08.605
4	1:03.030	+0.328	11:59:11.635
5	1:04.748	+2.046	12:00:16.383
6	<b>1:02.702</b>		12:01:19.085
7	1:03.897	+1.195	12:02:22.982

Lap	Lap Tm	Diff	Time of Day
<b>(42) Margus OLLINO</b>			
1	1:13.156	+5.661	11:56:03.516
2	1:09.287	+1.792	11:57:12.803
3	1:11.510	+4.015	11:58:24.313
4	1:09.163	+1.668	11:59:33.476
5	1:08.336	+0.841	12:00:41.812
6	<b>1:07.495</b>		12:01:49.307
7	1:08.845	+1.350	12:02:58.152

Lap	Lap Tm	Diff	Time of Day
<b>(55) Kristofer LUPP</b>			
1	1:11.356	+7.701	11:56:00.605

Lap	Lap Tm	Diff	Time of Day
2	1:04.493	+0.838	11:57:05.098
3	1:04.520	+0.865	11:58:09.618
4	<b>1:03.655</b>		11:59:13.273
5	1:03.914	+0.259	12:00:17.187
6	1:05.828	+2.173	12:01:23.015

Lap	Lap Tm	Diff	Time of Day
-----	--------	------	-------------



# Superkrossi karikavõistluste II etapp

## Lapchart

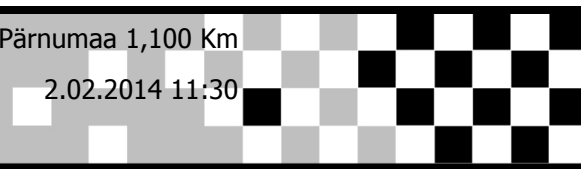
2WD kuni 2000 cm3, Noor

Valgerand, Audru, Pärnumaa 1,100 Km

Esivedu, Noor - 1. poolfinaal - 7 ringi

2.02.2014 11:30

Race (7 Laps) started at 11:54:48



Competitors	Laps								
	0	1	2	3	4	5	6	7	
Mati HERDOJA (35)	1	35	35	35	35	35	35	35	35
Simo LIND (31)	2	31	37	37	37	37	37	37	37
Kaido ORAV (34)	3	34	31	31	34	34	34	34	34
Kristofer LUPP (55)	4	55	34	34	31	73	73	73	73
Imre REISIN (73)	5	73	73	73	73	31	31	31	31
Argo KAELEP (69)	6	69	69	69	69	69	69	69	69
Vahur KUPPER (37)	7	37	55	55	55	55	55	55	42
Margus OLLINO (42)	8	42	42	42	42	42	42	42	



# Superkrossi karikavõistluste II etapp

Sorted on Laps

2WD kuni 2000 cm3, Noor

Valgerand, Audru, Pärnumaa 1,100 Km

Esivedu, Noor - 2. poolfinaal - 7 ringi

2.02.2014 12:30

Race (7 Laps) started at 12:50:01

Pos	No.	Name	Make	Race Team	Laps	Total Tm	Diff	Best Tm	Best Speed
1	73	Imre REISIN	Audi Coupe	ProRex Racing	7	7:10.430		1:00.806	65,125
2	35	Mati HERDOJA	Ford Escort	Erki Sport	7	7:14.137	3.707	1:01.140	64,769
3	37	Vahur KUPPER	Opel Kadett	Optitrans	7	7:21.802	11.372	1:01.943	63,930
4	34	Kaido ORAV	Volkswagen Golf II	Erki Sport	7	7:24.049	13.619	1:00.967	64,953
5	55	Kristofer LUPP	Mitsubishi Colt	Erki Sport	7	7:29.210	18.780	1:01.911	63,963
6	69	Argo KAELEP	Honda Civic	Erki Sport	7	7:30.751	20.321	1:02.945	62,912
7	31	Simo LIND	Opel Astra	Erki Sport	7	7:32.957	22.527	1:02.866	62,991
8	42	Margus OLLINO	Opel Astra	Erki Sport	5	8:19.609	2 Laps	1:06.156	59,859

Margin of Victory

Avg. Speed

Best Lap Tm

Best Speed

Best Lap by

3.707

64,401

1:00.806

65,125

73 - Imre REISIN

Korraldaja: MTÜ Erki Sport [www.superkross.ee](http://www.superkross.ee)

Orbits

Võistluse direktor: Eiki Eriste

Võistluse juht: Erko Eriste

Võistluse ajamõõtja: Asper Leppik Tulemused ja ringiajad: [www.mylaps.ee](http://www.mylaps.ee)

Printed: 2.02.2014 20:17:35







# Superkrossi karikavõistluste II etapp

Sorted on Laps

2WD kuni 2000 cm3, Noor

Valgerand, Audru, Pärnumaa 1,100 Km

Esivedu, Noor - 2. poolfinaal - 7 ringi

2.02.2014 12:30

Race (7 Laps) started at 12:50:01

Pos	No.	Name	Make	Race Team	Laps	Total Tm	Diff	Best Tm	Best Speed
Esivedu									
1	73	Imre REISIN	Audi Coupe	ProRex Racing	7	7:10.430		1:00.806	65,125
2	35	Mati HERDOJA	Ford Escort	Erki Sport	7	7:14.137	3.707	1:01.140	64,769
3	37	Vahur KUPPER	Opel Kadett	Optitrans	7	7:21.802	11.372	1:01.943	63,930
4	34	Kaido ORAV	Volkswagen Golf II	Erki Sport	7	7:24.049	13.619	1:00.967	64,953
5	69	Argo KAELEP	Honda Civic	Erki Sport	7	7:30.751	20.321	1:02.945	62,912
6	31	Simo LIND	Opel Astra	Erki Sport	7	7:32.957	22.527	1:02.866	62,991
7	42	Margus OLLINO	Opel Astra	Erki Sport	5	8:19.609	2 Laps	1:06.156	59,859

## Noored

1	55	Kristofer LUPP	Mitsubishi Colt	Erki Sport	7	7:29.210		1:01.911	63,963
---	----	----------------	-----------------	------------	---	----------	--	----------	--------

Margin of Victory	Avg. Speed	Best Lap Tm	Best Speed	Best Lap by
3.707	64,401	1:00.806	65,125	73 - Imre REISIN

Korraldaja: MTÜ Erki Sport [www.superkross.ee](http://www.superkross.ee)

Orbits

Võistluse direktor: Eiki Eriste

Võistluse juht: Erko Eriste

Võistluse ajamõõtja: Asper Leppik Tulemused ja ringiajad: [www.mylaps.ee](http://www.mylaps.ee)

Printed: 2.02.2014 20:17:45





# Superkrossi karikavõistluste II etapp

2WD kuni 2000 cm3, Noor

Valgerand, Audru, Pärnumaa 1,100 Km

Esivedu, Noor - 2. poolfinaal - 7 ringi

2.02.2014 12:30

Race (7 Laps) started at 12:50:01

Lap	Lap Tm	Diff	Time of Day
<b>(73) Imre REISIN</b>			
1	1:02.652	+1.846	12:51:04.216
2	1:01.787	+0.981	12:52:06.003
3	<b>1:00.806</b>		12:53:06.809
4	1:01.092	+0.286	12:54:07.901
5	1:00.942	+0.136	12:55:08.843
6	1:01.620	+0.814	12:56:10.463
7	1:01.404	+0.598	12:57:11.867

Lap	Lap Tm	Diff	Time of Day
<b>(35) Mati HERDOJA</b>			
1	1:05.121	+3.981	12:51:06.558
2	1:02.004	+0.864	12:52:08.562
3	<b>1:01.140</b>		12:53:09.702
4	1:01.171	+0.031	12:54:10.873
5	1:01.491	+0.351	12:55:12.364
6	1:01.769	+0.629	12:56:14.133
7	1:01.441	+0.301	12:57:15.574

Lap	Lap Tm	Diff	Time of Day
<b>(37) Vahur KUPPER</b>			
1	1:05.566	+3.623	12:51:07.755
2	1:02.484	+0.541	12:52:10.239
3	1:02.574	+0.631	12:53:12.813
4	1:02.743	+0.800	12:54:15.556
5	<b>1:01.943</b>		12:55:17.499
6	1:02.561	+0.618	12:56:20.060
7	1:03.179	+1.236	12:57:23.239

Lap	Lap Tm	Diff	Time of Day
<b>(34) Kaido ORAV</b>			
1	1:09.071	+8.104	12:51:11.592
2	1:03.256	+2.289	12:52:14.848
3	1:01.728	+0.761	12:53:16.576
4	1:03.092	+2.125	12:54:19.668
5	1:03.164	+2.197	12:55:22.832
6	1:01.687	+0.720	12:56:24.519
7	<b>1:00.967</b>		12:57:25.486

Lap	Lap Tm	Diff	Time of Day
<b>(55) Kristofer LUPP</b>			
1	1:08.954	+7.043	12:51:12.463
2	1:03.246	+1.335	12:52:15.709
3	1:03.183	+1.272	12:53:18.892
4	1:02.792	+0.881	12:54:21.684
5	<b>1:01.911</b>		12:55:23.595
6	1:02.887	+0.976	12:56:26.482
7	1:04.165	+2.254	12:57:30.647

Lap	Lap Tm	Diff	Time of Day
<b>(69) Argo KAELEP</b>			
1	1:07.029	+4.084	12:51:10.523
2	1:03.836	+0.891	12:52:14.359
3	1:03.612	+0.667	12:53:17.971
4	<b>1:02.945</b>		12:54:20.916
5	1:04.517	+1.572	12:55:25.433
6	1:02.977	+0.032	12:56:28.410
7	1:03.778	+0.833	12:57:32.188

Lap	Lap Tm	Diff	Time of Day
<b>(31) Simo LIND</b>			
1	1:06.850	+3.984	12:51:09.356
2	<b>1:02.866</b>		12:52:12.222
3	1:03.096	+0.230	12:53:15.318
4	1:04.027	+1.161	12:54:19.345
5	1:03.241	+0.375	12:55:22.586
6	1:03.493	+0.627	12:56:26.079
7	1:08.315	+5.449	12:57:34.394

Lap	Lap Tm	Diff	Time of Day
<b>(42) Margus OLLINO</b>			
1	3:46.799	+2:40.643	12:53:50.452

Lap	Lap Tm	Diff	Time of Day
2	1:06.177	+0.021	12:54:56.629
3	1:07.434	+1.278	12:56:04.063
4	<b>1:06.156</b>		12:57:10.219
5	1:10.827	+4.671	12:58:21.046

Lap	Lap Tm	Diff	Time of Day
-----	--------	------	-------------



# Superkrossi karikavõistluste II etapp

## Lapchart

2WD kuni 2000 cm3, Noor

Valgerand, Audru, Pärnumaa 1,100 Km

Esivedu, Noor - 2. poolfinaal - 7 ringi

2.02.2014 12:30

Race (7 Laps) started at 12:50:01

Competitors	Laps								
	0	1	2	3	4	5	6	7	
Mati HERDOJA (35)	1	35	73	73	73	73	73	73	73
Imre REISIN (73)	2	73	35	35	35	35	35	35	35
Vahur KUPPER (37)	3	37	37	37	37	37	37	37	37
Simo LIND (31)	4	31	31	31	31	31	34	34	
Kaido ORAV (34)	5	34	69	69	34	34	34	31	55
Argo KAELEP (69)	6	69	34	34	69	69	55	55	69
Kristofer LUPP (55)	7	55	55	55	55	55	69	69	31
Margus OLLINO (42)	8	42	42	42	42	42			




## Superkrossi karikavõistluste II etapp

2WD kuni 2000 cm3, Noor

Valgerand, Audru, Pärnumaa 1,100 Km

Esivedu, Noor - 1 + 2 punktid



Pos	No.	Name	Race Team	Make	R1.	R2.	Total points
1	35	Mati HERDOJA	Erki Sport	Ford Escort	1	2	3
2	73	Imre REISIN	ProRex Racing	Audi Coupe	4	1	5
3	37	Vahur KUPPER	Optitrans	Opel Kadett	2	3	5
4	34	Kaido ORAV	Erki Sport	Volkswagen Golf II	3	4	7
5	69	Argo KAELEP	Erki Sport	Honda Civic	6	6	12
6	31	Simo LIND	Erki Sport	Opel Astra	5	7	12
7	55	Kristofer LUPP	Erki Sport	Mitsubishi Colt	8	5	13
8	42	Margus OLLINO	Erki Sport	Opel Astra	7	8	15



# Superkrossi karikavõistluste II etapp

Sorted on Laps

2WD kuni 2000 cm3, Noor

Valgerand, Audru, Pärnumaa 1,100 Km

Esivedu, Noor - finaal - 9 ringi

2.02.2014 13:30

Race (9 Laps) started at 13:33:36

Pos	No.	Name	Make	Race Team	Laps	Total Tm	Diff	Best Tm	Best Speed
1	37	Vahur KUPPER	Opel Kadett	Optitrans	9	9:24.186		1:01.483	64,408
2	35	Mati HERDOJA	Ford Escort	Erki Sport	9	9:30.096	5.910	1:01.054	64,861
3	31	Simo LIND	Opel Astra	Erki Sport	9	9:31.570	7.384	1:02.296	63,567
4	55	Kristofer LUPP	Mitsubishi Colt	Erki Sport	9	9:34.666	10.480	1:02.336	63,527
5	34	Kaido ORAV	Volkswagen Golf II	Erki Sport	9	9:37.482	13.296	1:02.210	63,655
6	69	Argo KAELEP	Honda Civic	Erki Sport	9	9:42.119	17.933	1:03.573	62,291

Not classified

DNF	73	Imre REISIN	Audi Coupe	ProRex Racing	8	8:18.085	DNF	1:01.447	64,446
DNF	42	Margus OLLINO	Opel Astra	Erki Sport	4	11:01.097	DNF	1:06.782	59,297

Margin of Victory	Avg. Speed	Best Lap Tm	Best Speed	Best Lap by
5.910	63,171	1:01.054	64,861	35 - Mati HERDOJA

Korraldaja: MTÜ Erki Sport [www.superkross.ee](http://www.superkross.ee)

Orbits

Võistluse direktor: Eiki Eriste

Võistluse juht: Erko Eriste

Võistluse ajamõõtja: Asper Leppik Tulemused ja ringiajad: [www.mylaps.ee](http://www.mylaps.ee)

Printed: 2.02.2014 20:18:18





# Superkrossi karikavõistluste II etapp

Sorted on Laps

2WD kuni 2000 cm3, Noor

Valgerand, Audru, Pärnumaa 1,100 Km

Esivedu, Noor - finaal - 9 ringi

2.02.2014 13:30

Race (9 Laps) started at 13:33:36

Pos	No.	Name	Make	Race Team	Laps	Total Tm	Diff	Best Tm	Best Speed
-----	-----	------	------	-----------	------	----------	------	---------	------------

## Esivedu

1	37	Vahur KUPPER	Opel Kadett	Optitrans	9	9:24.186		1:01.483	64,408
2	35	Mati HERDOJA	Ford Escort	Erki Sport	9	9:30.096	5.910	1:01.054	64,861
3	31	Simo LIND	Opel Astra	Erki Sport	9	9:31.570	7.384	1:02.296	63,567
4	34	Kaido ORAV	Volkswagen Golf II	Erki Sport	9	9:37.482	13.296	1:02.210	63,655
5	69	Argo KAELEP	Honda Civic	Erki Sport	9	9:42.119	17.933	1:03.573	62,291

## Not classified

DNF	73	Imre REISIN	Audi Coupe	ProRex Racing	8	8:18.085	DNF	1:01.447	64,446
DNF	42	Margus OLLINO	Opel Astra	Erki Sport	4	11:01.097	DNF	1:06.782	59,297

## Noored

1	55	Kristofer LUPP	Mitsubishi Colt	Erki Sport	9	9:34.666		1:02.336	63,527
---	----	----------------	-----------------	------------	---	----------	--	----------	--------

Margin of Victory	Avg. Speed	Best Lap Tm	Best Speed	Best Lap by
5.910	63,171	1:01.054	64,861	35 - Mati HERDOJA

Korraldaja: MTÜ Erki Sport [www.superkross.ee](http://www.superkross.ee)

Orbits

Võistluse direktor: Eiki Eriste

Võistluse juht: Erko Eriste

Võistluse ajamõõtja: Asper Leppik Tulemused ja ringiajad: [www.mylaps.ee](http://www.mylaps.ee)

Printed: 2.02.2014 20:18:28





# Superkrossi karikavõistluste II etapp

2WD kuni 2000 cm3, Noor

Valgerand, Audru, Pärnumaa 1,100 Km

Esivedu, Noor - finaal - 9 ringi

2.02.2014 13:30

Race (9 Laps) started at 13:33:36

Lap	Lap Tm	Diff	Time of Day
<b>(37) Vahur KUPPER</b>			
1	1:03.816	+2.333	13:34:41.309
2	<b>1:01.483</b>		13:35:42.792
3	1:02.025	+0.542	13:36:44.817
4	1:02.085	+0.602	13:37:46.902
5	1:01.631	+0.148	13:38:48.533
6	1:02.711	+1.228	13:39:51.244
7	1:03.494	+2.011	13:40:54.738
8	1:02.791	+1.308	13:41:57.529
9	1:03.004	+1.521	13:43:00.533

Lap	Lap Tm	Diff	Time of Day
<b>(35) Mati HERDOJA</b>			
1	1:04.601	+3.547	13:34:41.126
2	<b>1:01.054</b>		13:35:42.180
3	1:01.170	+0.116	13:36:43.350
4	1:01.324	+0.270	13:37:44.674
5	1:01.976	+0.922	13:38:46.650
6	1:01.800	+0.746	13:39:48.450
7	1:02.935	+1.881	13:40:51.385
8	1:03.062	+2.008	13:41:54.447
9	1:11.996	+10.942	13:43:06.443

Lap	Lap Tm	Diff	Time of Day
<b>(31) Simo LIND</b>			
1	1:04.930	+2.634	13:34:43.406
2	1:03.074	+0.778	13:35:46.480
3	<b>1:02.296</b>		13:36:48.776
4	1:03.752	+1.456	13:37:52.528
5	1:03.023	+0.727	13:38:55.551
6	1:02.908	+0.612	13:39:58.459
7	1:02.946	+0.650	13:41:01.405
8	1:03.279	+0.983	13:42:04.684
9	1:03.233	+0.937	13:43:07.917

Lap	Lap Tm	Diff	Time of Day
<b>(55) Kristofer LUPP</b>			
1	1:05.354	+3.018	13:34:44.371
2	1:03.231	+0.895	13:35:47.602
3	1:02.443	+0.107	13:36:50.045
4	1:05.379	+3.043	13:37:55.424
5	<b>1:02.336</b>		13:38:57.760
6	1:02.427	+0.091	13:40:00.187
7	1:04.399	+2.063	13:41:04.586
8	1:03.022	+0.686	13:42:07.608
9	1:03.405	+1.069	13:43:11.013

Lap	Lap Tm	Diff	Time of Day
<b>(34) Kaido ORAV</b>			
1	1:03.580	+1.370	13:34:40.172
2	<b>1:02.210</b>		13:35:42.382
3	1:09.079	+6.869	13:36:51.461
4	1:05.398	+3.188	13:37:56.859
5	1:03.644	+1.434	13:39:00.503
6	1:02.369	+0.159	13:40:02.872
7	1:03.707	+1.497	13:41:06.579
8	1:03.415	+1.205	13:42:09.994
9	1:03.835	+1.625	13:43:13.829

Lap	Lap Tm	Diff	Time of Day
<b>(69) Argo KAELEP</b>			
1	1:06.510	+2.937	13:34:46.478
2	1:04.854	+1.281	13:35:51.332
3	1:03.755	+0.182	13:36:55.087
4	1:03.739	+0.166	13:37:58.826
5	1:04.342	+0.769	13:39:03.168
6	1:04.533	+0.960	13:40:07.701
7	<b>1:03.573</b>		13:41:11.274
8	1:03.584	+0.011	13:42:14.858
9	1:03.608	+0.035	13:43:18.466

Lap	Lap Tm	Diff	Time of Day
<b>(73) Imre REISIN</b>			
1	1:01.935	+0.488	13:34:38.282
2	1:01.774	+0.327	13:35:40.056
3	1:01.639	+0.192	13:36:41.695
4	<b>1:01.447</b>		13:37:43.142
5	1:02.532	+1.085	13:38:45.674
6	1:02.330	+0.883	13:39:48.004
7	1:03.112	+1.665	13:40:51.116
8	1:03.316	+1.869	13:41:54.432

Lap	Lap Tm	Diff	Time of Day
<b>(42) Margus OLLINO</b>			
1	1:11.025	+4.243	13:34:50.425
2	1:07.010	+0.228	13:35:57.435
3	<b>1:06.782</b>		13:37:04.217
4	7:33.227	+6:26.445	13:44:37.444



# Superkrossi karikavõistluste II etapp

## Lapchart

2WD kuni 2000 cm3, Noor

Valgerand, Audru, Pärnumaa 1,100 Km

Esivedu, Noor - finaal - 9 ringi

2.02.2014 13:30

Race (9 Laps) started at 13:33:36

Competitors	Laps										
	0	1	2	3	4	5	6	7	8	9	
Imre REISIN (73)	1	73	73	73	73	73	73	73	73	73	37
Mati HERDOJA (35)	2	35	34	35	35	35	35	35	35	35	35
Kaido ORAV (34)	3	34	35	34	37	37	37	37	37	37	31
Vahur KUPPER (37)	4	37	37	37	31	31	31	31	31	31	55
Simo LIND (31)	5	31	31	31	55	55	55	55	55	55	34
Kristofer LUPP (55)	6	55	55	55	34	34	34	34	34	34	69
Margus OLLINO (42)	7	42	69	69	69	69	69	69	69	69	
Argo KAELEP (69)	8	69	42	42	42	42					






## Superkrossi karikavõistluste II etapp

2WD kuni 2000 cm3, Noor

Valgerand, Audru, Pärnumaa 1,100 Km

Esivedu, Noor - päeva parimate ringiaegade edetabel



Pos	No.	Name	Overall BestTm	Diff	In Session
1	73	Imre REISIN	1:00.806		Esivedu, Noor - 2. poolfinaal - 7 ringi
2	34	Kaido ORAV	1:00.967	0.161	Esivedu, Noor - 2. poolfinaal - 7 ringi
3	35	Mati HERDOJA	1:01.054	0.248	Esivedu, Noor - finaal - 9 ringi
4	37	Vahur KUPPER	1:01.483	0.677	Esivedu, Noor - finaal - 9 ringi
5	55	Kristofer LUPP	1:01.911	1.105	Esivedu, Noor - 2. poolfinaal - 7 ringi
6	31	Simo LIND	1:02.296	1.490	Esivedu, Noor - finaal - 9 ringi
7	69	Argo KAELEP	1:02.702	1.896	Esivedu, Noor - 1. poolfinaal - 7 ringi
8	42	Margus OLLINO	1:06.156	5.350	Esivedu, Noor - 2. poolfinaal - 7 ringi