

Superkrossi karikavõistluste VII etapp

Sorted on Best Lap time


VOLGA, VOLGA 406

auto24ring, Pärnumaa 3,170 km

Qualifying practice - 15 minutes

1.09.2019 11:15

Qualifying started at 11:31:39



Pos	PIC	No.	Name	Nat	Class	Make	Entrant	Best Tm	Diff	Gap	Laps	In Lap
1	1	76	Ainars SENFELDS	LAT	Volga	GAZ 2410		1:38.881			7	4
2	2	35	Janis GROPE	LAT	Volga	GAZ 24	DGS	1:38.952	0.071	0.071	6	6
3	3	8	Andrejs PAUPERS	LAT	Volga	GAZ 2410		1:38.982	0.101	0.030	5	2
4	4	33	Aleksandrs CUHROVS	LAT	Volga	GAZ 2410	Spin Racing	1:39.161	0.280	0.179	9	5
5	5	71	Ervins KREICBERGS	LAT	Volga	GAZ 24		1:40.470	1.589	1.309	8	7
6	6	13	Normunds DOBUMS	LAT	Volga	GAZ 2410	929 Motors	1:40.834	1.953	0.364	5	3
7	1	800	Ivars KAZAKS	LAT	Volga 406	GAZ 2410		1:40.907	2.026	0.073	6	4
8	2	125	Janis TOMSONS	LAT	Volga 406	GAZ		1:42.133	3.252	1.226	5	5
9	7	41	Vladislavs SVINKINS	LAT	Volga	GAZ 2410		1:43.277	4.396	1.144	7	6
10	8	5	Kristjan SOOPER	EST	Volga	GAZ 24	Erki Sport	1:45.176	6.295	1.899	7	6
11	3	929	Arnis ZEKUNDE	LAT	Volga 406	GAZ 2410	929 Motors	1:50.190	11.309	5.014	8	6
12	9	77	Edmunds PAIDERS	LAT	Volga	GAZ 2410		1:52.706	13.825	2.516	7	4

Superkrossi karikavõistluste VII etapp

VOLGA, VOLGA 406

auto24ring, Pärnumaa 3,170 km

Qualifying practice - 15 minutes

1.09.2019 11:15

Qualifying started at 11:31:39

Lap	Lap Tm	Diff	Time of Day
(76) Ainars SENFELDS			
1	1:45.625	+6.744	11:34:22.639
2	1:39.309	+0.428	11:36:01.948
3	1:45.853	+6.972	11:37:47.801
4	1:38.881		11:39:26.682
5	1:52.739	+13.858	11:41:19.421
6	1:38.970	+0.089	11:42:58.391
7	1:42.613	+3.732	11:44:41.004

Lap	Lap Tm	Diff	Time of Day
(35) Janis GROPE			
1	1:42.654	+3.702	11:34:17.872
2	1:39.862	+0.910	11:35:57.734
3	1:39.048	+0.096	11:37:36.782
4	1:39.185	+0.233	11:39:15.967
5	1:39.647	+0.695	11:40:55.614
6	1:38.952		11:42:34.566

Lap	Lap Tm	Diff	Time of Day
(8) Andrejs PAUPERS			
1	2:14.097	+35.115	11:34:58.825
2	1:38.982		11:36:37.807
3	1:50.923	+11.941	11:38:28.730
4	1:39.685	+0.703	11:40:08.415
5	1:39.090	+0.108	11:41:47.505

Lap	Lap Tm	Diff	Time of Day
(33) Aleksandrs CUHROVS			
1	2:18.000	+38.839	11:35:10.541
2	1:40.674	+1.513	11:36:51.215
3	1:40.064	+0.903	11:38:31.279
4	1:40.604	+1.443	11:40:11.883
5	1:39.161		11:41:51.044
6	1:39.583	+0.422	11:43:30.627
7	1:41.035	+1.874	11:45:11.662
8	1:39.354	+0.193	11:46:51.016
9	1:40.321	+1.160	11:48:31.337

Lap	Lap Tm	Diff	Time of Day
(71) Ervins KREICBERGS			
1	1:45.703	+5.233	11:34:20.316
2	1:41.100	+0.630	11:36:01.416
3	1:41.916	+1.446	11:37:43.332
4	1:41.191	+0.721	11:39:24.523
5	1:40.717	+0.247	11:41:05.240
6	1:42.345	+1.875	11:42:47.585
7	1:40.470		11:44:28.055

Lap	Lap Tm	Diff	Time of Day
8	1:40.996	+0.526	11:46:09.051
(13) Normunds DOBUMS			
1	1:47.722	+6.888	11:34:26.943
2	1:41.591	+0.757	11:36:08.534
3	1:40.834		11:37:49.368
4	1:41.127	+0.293	11:39:30.495
5	1:43.889	+3.055	11:41:14.384

Lap	Lap Tm	Diff	Time of Day
(800) Ivars KAZAKS			
1	1:47.588	+6.681	11:34:25.084
2	1:43.125	+2.218	11:36:08.209
3	1:41.750	+0.843	11:37:49.959
4	1:40.907		11:39:30.866
5	1:41.794	+0.887	11:41:12.660
6	2:01.807	+20.900	11:43:14.467

Lap	Lap Tm	Diff	Time of Day
(125) Janis TOMSONS			
1	2:00.637	+18.504	11:34:39.163
2	1:44.422	+2.289	11:36:23.585
3	1:42.615	+0.482	11:38:06.200
4	1:42.915	+0.782	11:39:49.115
5	1:42.133		11:41:31.248

Lap	Lap Tm	Diff	Time of Day
(41) Vladislavs SVINKINS			
1	1:53.413	+10.136	11:34:24.757
2	1:48.060	+4.783	11:36:12.817
3	1:43.333	+0.056	11:37:56.150
4	1:43.613	+0.336	11:39:39.763
5	1:45.745	+2.468	11:41:25.508
6	1:43.277		11:43:08.785
7	1:43.608	+0.331	11:44:52.393

Lap	Lap Tm	Diff	Time of Day
(5) Kristjan SOOPER			
1	2:09.341	+24.165	11:34:49.879
2	1:45.204	+0.028	11:36:35.083
3	1:45.271	+0.095	11:38:20.354
4	1:45.712	+0.536	11:40:06.066
5	1:47.602	+2.426	11:41:53.668
6	1:45.176		11:43:38.844
7	1:49.057	+3.881	11:45:27.901

Lap	Lap Tm	Diff	Time of Day
(929) Arnis ZEKUNDE			
1	2:02.403	+12.213	11:34:40.045

Lap	Lap Tm	Diff	Time of Day
2	1:51.078	+0.888	11:36:31.123
3	1:51.244	+1.054	11:38:22.367
4	1:52.821	+2.631	11:40:15.188
5	1:52.156	+1.966	11:42:07.344
6	1:50.190		11:43:57.534
7	2:01.331	+11.141	11:45:58.865
8	1:55.032	+4.842	11:47:53.897

Lap	Lap Tm	Diff	Time of Day
(77) Edmunds PAIDERS			
1	4:34.068	+2:41.362	11:37:13.656
2	1:53.997	+1.291	11:39:07.653
3	1:53.834	+1.128	11:41:01.487
4	1:52.706		11:42:54.193
5	1:53.020	+0.314	11:44:47.213
6	1:53.638	+0.932	11:46:40.851
7	1:53.351	+0.645	11:48:34.202

Superkrossi karikavõistluste VII etapp

Sorted on Laps


VOLGA, VOLGA 406

auto24ring, Pärnumaa 3,170 km

Race 1 - 10 laps

1.09.2019 13:30

Race started at 14:15:16



Pos	PIC	No.	Name	Nat	Class	Make	Laps	Diff	Gap	Best Tm	In Lap	Points
1	1	76	Ainars SENFELDS	LAT	Volga	GAZ 2410	10			1:38.715	8	30
2	2	35	Janis GROPE	LAT	Volga	GAZ 24	10	0.278	0.278	1:38.214	4	25
3	3	33	Aleksandrs CUHROVS	LAT	Volga	GAZ 2410	10	4.966	4.688	1:39.250	7	21
4	4	8	Andrejs PAUPERS	LAT	Volga	GAZ 2410	10	6.285	1.319	1:39.290	2	18
5	5	71	Ervins KREICBERGS	LAT	Volga	GAZ 24	10	23.865	17.580	1:40.645	2	16
6	1	125	Janis TOMSONS	LAT	Volga 406	GAZ	10	38.489	14.624	1:41.849	4	30
7	6	13	Normunds DOBUMS	LAT	Volga	GAZ 2410	10	53.646	15.157	1:41.447	2	15
8	7	41	Vladislavs SVINKINS	LAT	Volga	GAZ 2410	10	54.649	1.003	1:43.053	4	14
9	8	5	Kristjan SOOPER	EST	Volga	GAZ 24	10	56.612	1.963	1:43.847	9	13
10	2	929	Arnis ZEKUNDE	LAT	Volga 406	GAZ 2410	9	1 Lap	1 Lap	1:49.279	5	25
11	9	77	Edmunds PAIDERS	LAT	Volga	GAZ 2410	9	1 Lap	0.828	1:49.698	6	12

Not classified (75% = 8 Laps)

DNS	DNS	800	Ivars KAZAKS	LAT	Volga 406	GAZ 2410		DNS			0	0
------------	------------	-----	---------------------	-----	-----------	----------	--	-----	--	--	---	----------

Võistluse korraldaja: Erki Sport MTÜ

www.superkross.ee

Võistluse direktor: Eiki ERISTE

Võistluse juht: Oskars OZOLS

Võistluse ajamõõtja: Asper LEPIIK

Printed: 2.09.2019 9:46:47

Orbits

Superkrossi karikavõistluste VII etapp

Sorted on Laps


VOLGA, VOLGA 406

auto24ring, Pärnumaa 3,170 km

Race 2 - 10 laps

1.09.2019 16:30

Race (10 Laps) started at 16:55:58



Pos	PIC	No.	Name	Nat	Class	Make	Laps	Diff	Gap	Best Tm	In Lap	Points
1	1	76	Ainars SENFELDS	LAT	Volga	GAZ 2410	10			1:38.814	2	30
2	2	35	Janis GROPE	LAT	Volga	GAZ 24	10	0.160	0.160	1:38.897	9	25
3	3	33	Aleksandrs CUHROVS	LAT	Volga	GAZ 2410	10	3.840	3.680	1:39.252	2	21
4	4	8	Andrejs PAUPERS	LAT	Volga	GAZ 2410	10	20.935	17.095	1:39.609	3	18
5	5	71	Ervins KREICBERGS	LAT	Volga	GAZ 24	10	27.633	6.698	1:41.749	3	16
6	1	125	Janis TOMSONS	LAT	Volga 406	GAZ	10	46.942	19.309	1:42.519	5	30
7	6	41	Vladislavs SVINKINS	LAT	Volga	GAZ 2410	10	53.297	6.355	1:43.658	9	15
8	7	5	Kristjan SOOPER	EST	Volga	GAZ 24	10	1:13.025	19.728	1:45.859	5	14
9	8	77	Edmunds PAIDERS	LAT	Volga	GAZ 2410	9	1 Lap	1 Lap	1:48.819	2	13
10	2	929	Arnis ZEKUNDE	LAT	Volga 406	GAZ 2410	9	1 Lap	25.477	1:48.975	2	25

Not classified (75% = 8 Laps)

DNF	DNF	13	Normunds DOBUMS	LAT	Volga	GAZ 2410	6	DNF	3 Laps	1:41.729	2	0
DNS	DNS	800	Ivars KAZAKS	LAT	Volga 406	GAZ 2410		DNS			0	0

Võistluse korraldaja: Erki Sport MTÜ

www.superkross.ee

Võistluse direktor: Eiki ERISTE

Võistluse juht: Oskars OZOLS

Võistluse ajamõõtja: Asper LEPIIK

Printed: 2.09.2019 9:46:56

Orbits

Superkrossi karikavõistluste VII etapp

VOLGA, VOLGA 406

auto24ring, Pärnumaa 3,170 km

Race 2 - 10 laps

1.09.2019 16:30

Race (10 Laps) started at 16:55:58

Lap	Lap Tm	Diff	Time of Day
(76) Ainars SENFELDS			
1	1:41.380	+2.566	16:57:40.265
2	1:38.814		16:59:19.079
3	1:39.654	+0.840	17:00:58.733
4	1:39.541	+0.727	17:02:38.274
5	1:39.766	+0.952	17:04:18.040
6	1:39.881	+1.067	17:05:57.921
7	1:39.378	+0.564	17:07:37.299
8	1:39.372	+0.558	17:09:16.671
9	1:39.148	+0.334	17:10:55.819
10	1:40.298	+1.484	17:12:36.117

(35) Janis GROPE			
1	1:41.937	+3.040	16:57:40.824
2	1:39.514	+0.617	16:59:20.338
3	1:39.644	+0.747	17:00:59.982
4	1:39.963	+1.066	17:02:39.945
5	1:40.382	+1.485	17:04:20.327
6	1:39.238	+0.341	17:05:59.565
7	1:39.422	+0.525	17:07:38.987
8	1:39.212	+0.315	17:09:18.199
9	1:38.897		17:10:57.096
10	1:39.181	+0.284	17:12:36.277

(33) Aleksandrs CUHROVS			
1	1:42.094	+2.842	16:57:41.828
2	1:39.252		16:59:21.080
3	1:39.655	+0.403	17:01:00.735
4	1:39.730	+0.478	17:02:40.465
5	1:40.165	+0.913	17:04:20.630
6	1:39.446	+0.194	17:06:00.076
7	1:39.641	+0.389	17:07:39.717
8	1:40.820	+1.568	17:09:20.537
9	1:39.361	+0.109	17:10:59.898
10	1:40.059	+0.807	17:12:39.957

(8) Andrejs PAUPERS			
1	1:43.194	+3.585	16:57:43.052
2	1:40.620	+1.011	16:59:23.672
3	1:39.609		17:01:03.281
4	1:40.409	+0.800	17:02:43.690
5	1:39.753	+0.144	17:04:23.443
6	1:40.831	+1.222	17:06:04.274

7	1:40.114	+0.505	17:07:44.388
8	1:40.144	+0.535	17:09:24.532
9	1:40.350	+0.741	17:11:04.882
10	1:42.170	+2.561	17:12:47.052

(71) Ervins KREICBERGS			
1	1:42.623	+0.874	16:57:42.846
2	1:42.590	+0.841	16:59:25.436
3	1:41.749		17:01:07.185
4	1:41.892	+0.143	17:02:49.077
5	1:42.195	+0.446	17:04:31.272
6	1:42.254	+0.505	17:06:13.526
7	1:42.027	+0.278	17:07:55.553
8	1:42.739	+0.990	17:09:38.292
9	1:42.000	+0.251	17:11:20.292
10	1:43.458	+1.709	17:13:03.750

(125) Janis TOMSONS			
1	1:46.116	+3.597	16:57:48.103
2	1:42.847	+0.328	16:59:30.950
3	1:42.886	+0.367	17:01:13.836
4	1:42.646	+0.127	17:02:56.482
5	1:42.519		17:04:39.001
6	1:43.187	+0.668	17:06:22.188
7	1:44.738	+2.219	17:08:06.926
8	1:43.952	+1.433	17:09:50.878
9	1:45.649	+3.130	17:11:36.527
10	1:46.532	+4.013	17:13:23.059

(41) Vladislavs SVINKINS			
1	1:47.918	+4.260	16:57:50.089
2	1:45.014	+1.356	16:59:35.103
3	1:44.457	+0.799	17:01:19.560
4	1:44.351	+0.693	17:03:03.911
5	1:44.078	+0.420	17:04:47.989
6	1:44.366	+0.708	17:06:32.355
7	1:44.324	+0.666	17:08:16.679
8	1:44.653	+0.995	17:10:01.332
9	1:43.658		17:11:44.990
10	1:44.424	+0.766	17:13:29.414

(5) Kristjan SOOPER			
1	1:50.852	+4.993	16:57:53.157
2	1:45.987	+0.128	16:59:39.144

3	1:46.319	+0.460	17:01:25.463
4	1:45.864	+0.005	17:03:11.327
5	1:45.859		17:04:57.186
6	1:45.947	+0.088	17:06:43.133
7	1:46.265	+0.406	17:08:29.398
8	1:46.456	+0.597	17:10:15.854
9	1:46.415	+0.556	17:12:02.269
10	1:46.873	+1.014	17:13:49.142

(77) Edmunds PAIDERS			
1	1:53.716	+4.897	16:57:56.921
2	1:48.819		16:59:45.740
3	1:50.964	+2.145	17:01:36.704
4	1:49.802	+0.983	17:03:26.506
5	1:49.889	+1.070	17:05:16.395
6	1:49.687	+0.868	17:07:06.082
7	1:49.911	+1.092	17:08:55.993
8	1:50.517	+1.698	17:10:46.510
9	1:52.366	+3.547	17:12:38.876

(929) Arnis ZEKUNDE			
1	1:52.615	+3.640	16:57:55.960
2	1:48.975		16:59:44.935
3	1:50.762	+1.787	17:01:35.697
4	1:49.524	+0.549	17:03:25.221
5	1:52.086	+3.111	17:05:17.307
6	1:51.058	+2.083	17:07:08.365
7	1:51.412	+2.437	17:08:59.777
8	1:51.835	+2.860	17:10:51.612
9	1:52.741	+3.766	17:12:44.353


(13) Normunds DOBUMS			
1	1:43.315	+1.586	16:57:44.142
2	1:41.729		16:59:25.871
3	1:41.771	+0.042	17:01:07.642
4	1:41.887	+0.158	17:02:49.529
5	1:45.246	+3.517	17:04:34.775
6	1:47.274	+5.545	17:06:22.049

Superkrossi karikavõistluste VII etapp

VOLGA, VOLGA 406

auto24ring, Pärnumaa 3,170 km

VOLGA - Summary




Pos	No.	Name	Make	Entrant	R1.	R2.	Total points
1	76	Ainars SENFELDS	GAZ 2410		30	30	60
2	35	Janis GROPE	GAZ 24	DGS	25	25	50
3	33	Aleksandrs CUHROVS	GAZ 2410	Spin Racing	21	21	42
4	8	Andrejs PAUPERS	GAZ 2410		18	18	36
5	71	Ervins KREICBERGS	GAZ 24		16	16	32
6	41	Vladislavs SVINKINS	GAZ 2410		14	15	29
7	5	Kristjan SOOPER	GAZ 24	Erki Sport	13	14	27
8	77	Edmunds PAIDERS	GAZ 2410		12	13	25
9	13	Normunds DOBUMS	GAZ 2410	929 Motors	15	0	15

Superkrossi karikavõistluste VII etapp

VOLGA, VOLGA 406

auto24ring, Pärnumaa 3,170 km

VOLGA 406 - Summary



Pos	No.	Name	Make	Entrant	R1.	R2.	Total points
1	125	Janis TOMSONS	GAZ		30	30	60
2	929	Arnis ZEKUNDE	GAZ 2410	929 Motors	25	25	50
DNS	800	Ivars KAZAKS	GAZ 2410		0	0	0