

Superkrossi karikavõistluste VII etapp

Sorted on Best Lap time


VAZ 1300, VAZ 1600

auto24ring, Pärnumaa 3,170 km

Qualifying practice - 15 minutes

1.09.2019 10:45

Qualifying started at 10:51:18



Pos	PIC	No.	Name	Nat	Class	Make	Entrant	Best Tm	Diff	Gap	Laps	In Lap
1	1	133	Andrey KOZLOV	RUS	VAZ 1600	Lada 2107	UGMK	1:35.735			5	3
2	2	92	Peteris LAIPNIEKS	LAT	VAZ 1600	Lada 2107	Ghetto Racing Team	1:36.631	0.896	0.896	8	4
3	3	86	Harijs ULPE	LAT	VAZ 1600	Lada 2101	Ghetto Racing Team	1:36.661	0.926	0.030	10	8
4	4	96	Ilmars ZAUSAJEVS	LAT	VAZ 1600	Lada 2105	Blackout Racing Tea	1:37.433	1.698	0.772	8	2
5	5	69	Vilnis BATRAKS	LAT	VAZ 1600	Lada 2103		1:37.443	1.708	0.010	8	6
6	6	88	Vents PECAKS	LAT	VAZ 1600	Lada 2107	Blackout Racing Tea	1:37.447	1.712	0.004	9	4
7	7	30	Kristaps STEPINS	LAT	VAZ 1600	Lada 2107		1:37.510	1.775	0.063	9	8
8	8	313	Raimonds ELBAKJANS	LAT	VAZ 1600	Lada 2103	Ghetto Racing Team	1:38.080	2.345	0.570	9	8
9	9	80	Rolands BERZINS	LAT	VAZ 1600	Lada 21011	MA Sports	1:39.825	4.090	1.745	9	8
10	10	78	Andrei TSYGANKOV	LAT	VAZ 1600	Lada 2101		1:40.428	4.693	0.603	9	7
11	11	49	Andris PRIEDITIS	LAT	VAZ 1600	Lada 2105		1:40.902	5.167	0.474	9	8
12	1	3	Italo ALSINS	LAT	VAZ 1300	Lada 2101	Blackout Racing Tea	1:45.329	9.594	4.427	5	3
13	2	6	Guntis MUCENIEKS	LAT	VAZ 1300	Lada 2101	MA Sports	1:47.156	11.421	1.827	8	3

Superkrossi karikavõistluste VII etapp

VAZ 1300, VAZ 1600

auto24ring, Pärnumaa 3,170 km

Qualifying practice - 15 minutes

1.09.2019 10:45

Qualifying started at 10:51:18

Lap	Lap Tm	Diff	Time of Day
(133) Andrey KOZLOV			
1	1:38.968	+3.233	10:53:20.529
2	1:36.425	+0.690	10:54:56.954
3	1:35.735		10:56:32.689
4	1:36.223	+0.488	10:58:08.912
5	1:45.159	+9.424	10:59:54.071

Lap	Lap Tm	Diff	Time of Day
(92) Peteris LAIPNIEKS			
1	1:38.587	+1.956	10:53:15.760
2	1:37.451	+0.820	10:54:53.211
3	1:36.995	+0.364	10:56:30.206
4	1:36.631		10:58:06.837
5	1:37.688	+1.057	10:59:44.525
6	1:37.263	+0.632	11:01:21.788
7	1:37.092	+0.461	11:02:58.880
8	1:36.831	+0.200	11:04:35.711

Lap	Lap Tm	Diff	Time of Day
(86) Harijs ULPE			
1	1:38.183	+1.522	10:53:18.459
2	1:38.539	+1.878	10:54:56.998
3	1:37.641	+0.980	10:56:34.639
4	1:37.178	+0.517	10:58:11.817
5	1:37.045	+0.384	10:59:48.862
6	1:36.912	+0.251	11:01:25.774
7	1:37.068	+0.407	11:03:02.842
8	1:36.661		11:04:39.503
9	1:37.222	+0.561	11:06:16.725
10	1:37.226	+0.565	11:07:53.951

Lap	Lap Tm	Diff	Time of Day
(96) Ilmars ZAUSAJEVS			
1	1:38.887	+1.454	10:53:21.141
2	1:37.433		10:54:58.574
3	1:41.392	+3.959	10:56:39.966
4	1:49.666	+12.233	10:58:29.632
5	1:38.208	+0.775	11:00:07.840
6	1:38.348	+0.915	11:01:46.188
7	1:39.348	+1.915	11:03:25.536
8	1:38.467	+1.034	11:05:04.003

Lap	Lap Tm	Diff	Time of Day
(69) Vilnis BATRAKS			
1	1:41.759	+4.316	10:53:26.826
2	1:38.782	+1.339	10:55:05.608
3	1:41.453	+4.010	10:56:47.061

Lap	Lap Tm	Diff	Time of Day
4	1:39.192	+1.749	10:58:26.253
5	1:37.923	+0.480	11:00:04.176
6	1:37.443		11:01:41.619
7	1:38.919	+1.476	11:03:20.538
8	1:37.725	+0.282	11:04:58.263

Lap	Lap Tm	Diff	Time of Day
(88) Vents PECAKS			
1	1:43.135	+5.688	10:53:25.377
2	1:38.241	+0.794	10:55:03.618
3	1:37.670	+0.223	10:56:41.288
4	1:37.447		10:58:18.735
5	1:37.708	+0.261	10:59:56.443
6	1:37.831	+0.384	11:01:34.274
7	1:37.876	+0.429	11:03:12.150
8	1:37.865	+0.418	11:04:50.015
9	2:00.939	+23.492	11:06:50.954

Lap	Lap Tm	Diff	Time of Day
(30) Kristaps STEPINS			
1	1:39.161	+1.651	10:53:17.218
2	1:40.212	+2.702	10:54:57.430
3	1:39.344	+1.834	10:56:36.774
4	1:54.425	+16.915	10:58:31.199
5	1:39.594	+2.084	11:00:10.793
6	1:38.418	+0.908	11:01:49.211
7	1:37.749	+0.239	11:03:26.960
8	1:37.510		11:05:04.470
9	1:42.652	+5.142	11:06:47.122

Lap	Lap Tm	Diff	Time of Day
(313) Raimonds ELBAKJANS			
1	1:43.110	+5.030	10:53:26.423
2	1:38.715	+0.635	10:55:05.138
3	1:38.137	+0.057	10:56:43.275
4	1:39.775	+1.695	10:58:23.050
5	1:39.103	+1.023	11:00:02.153
6	1:38.787	+0.707	11:01:40.940
7	1:40.976	+2.896	11:03:21.916
8	1:38.080		11:04:59.996
9	1:40.021	+1.941	11:06:40.017

Lap	Lap Tm	Diff	Time of Day
(80) Rolands BERZINS			
1	1:43.682	+3.857	10:53:30.397
2	1:40.813	+0.988	10:55:11.210
3	1:40.795	+0.970	10:56:52.005
4	1:40.411	+0.586	10:58:32.416

Lap	Lap Tm	Diff	Time of Day
5	1:40.088	+0.263	11:00:12.504
6	1:40.071	+0.246	11:01:52.575
7	1:39.890	+0.065	11:03:32.465
8	1:39.825		11:05:12.290
9	1:40.330	+0.505	11:06:52.620

Lap	Lap Tm	Diff	Time of Day
(78) Andrei TSYGANKOV			
1	1:49.512	+9.084	10:53:40.938
2	1:43.429	+3.001	10:55:24.367
3	1:42.657	+2.229	10:57:07.024
4	1:42.373	+1.945	10:58:49.397
5	1:41.002	+0.574	11:00:30.399
6	1:40.964	+0.536	11:02:11.363
7	1:40.428		11:03:51.791
8	1:40.643	+0.215	11:05:32.434
9	1:42.425	+1.997	11:07:14.859

Lap	Lap Tm	Diff	Time of Day
(49) Andris PRIEDITIS			
1	1:47.178	+6.276	10:53:34.398
2	1:43.192	+2.290	10:55:17.590
3	1:42.350	+1.448	10:56:59.940
4	1:42.689	+1.787	10:58:42.629
5	1:42.887	+1.985	11:00:25.516
6	1:41.879	+0.977	11:02:07.395
7	1:42.294	+1.392	11:03:49.689
8	1:40.902		11:05:30.591
9	1:44.239	+3.337	11:07:14.830

Lap	Lap Tm	Diff	Time of Day
(3) Italo ALSINS			
1	1:53.006	+7.677	10:53:43.245
2	1:48.146	+2.817	10:55:31.391
3	1:45.329		10:57:16.720
4	1:46.166	+0.837	10:59:02.886
5	1:45.821	+0.492	11:00:48.707

Lap	Lap Tm	Diff	Time of Day
(6) Guntis MUCENIEKS			
1	1:51.597	+4.441	10:53:40.661
2	1:51.534	+4.378	10:55:32.195
3	1:47.156		10:57:19.351
4	1:47.258	+0.102	10:59:06.609
5	1:48.730	+1.574	11:00:55.339
6	1:49.252	+2.096	11:02:44.591
7	2:02.163	+15.007	11:04:46.754
8	1:48.905	+1.749	11:06:35.659

Superkrossi karikavõistluste VII etapp

Sorted on Laps


VAZ 1300, VAZ 1600

auto24ring, Pärnumaa 3,170 km

Race 1 - 10 laps

1.09.2019 12:30

Race started at 13:18:19



Pos	PIC	No.	Name	Nat	Class	Make	Laps	Diff	Gap	Best Tm	In Lap	Points
1	1	133	Andrey KOZLOV	RUS	VAZ 1600	Lada 2107	10			1:36.278	5	30
2	2	92	Peteris LAIPNIEKS	LAT	VAZ 1600	Lada 2107	10	2.324	2.324	1:36.830	4	25
3	3	86	Harijs ULPE	LAT	VAZ 1600	Lada 2101	10	3.041	0.717	1:36.917	3	21
4	4	96	Ilmars ZAUSAJEVS	LAT	VAZ 1600	Lada 2105	10	18.883	15.842	1:38.110	3	18
5	5	69	Vilnis BATRAKS	LAT	VAZ 1600	Lada 2103	10	23.596	4.713	1:37.729	3	16
6	6	313	Raimonds ELBAKJANS	LAT	VAZ 1600	Lada 2103	10	24.424	0.828	1:37.773	10	15
7	7	30	Kristaps STEPINS	LAT	VAZ 1600	Lada 2107	10	29.024	4.600	1:37.659	5	14
8	8	80	Rolands BERZINS	LAT	VAZ 1600	Lada 21011	10	29.587	0.563	1:38.526	10	13
9	9	88	Vents PECAKS	LAT	VAZ 1600	Lada 2107	10	35.377	5.790	1:37.553	5	12
10	10	49	Andris PRIEDITIS	LAT	VAZ 1600	Lada 2105	10	1:06.220	30.843	1:39.314	4	11
11	1	3	Italo ALSINS	LAT	VAZ 1300	Lada 2101	10	1:31.415	25.195	1:44.285	9	30
12	2	6	Guntis MUCENIEKS	LAT	VAZ 1300	Lada 2101	10	1:31.815	0.400	1:43.862	10	25

Not classified (75% = 8 Laps)

Superkrossi karikavõistluste VII etapp

Sorted on Laps


VAZ 1300, VAZ 1600

auto24ring, Pärnumaa 3,170 km

Race 1 - 10 laps

1.09.2019 12:30

Race started at 13:18:19



Pos	PIC	No.	Name	Nat	Class	Make	Laps	Diff	Gap	Best Tm	In Lap	Points
DNF	DNF	78	Andrei TSYGANKOV	LAT	VAZ 1600	Lada 2101	2	DNF	8 Laps	1:41.544	2	0

Superkrossi karikavõistluste VII etapp

VAZ 1300, VAZ 1600

auto24ring, Pärnumaa 3,170 km

Race 1 - 10 laps

1.09.2019 12:30

Race started at 13:18:19

Lap	Lap Tm	Diff	Time of Day
(133) Andrey KOZLOV			
1	1:38.688	+2.410	13:19:57.942
2	1:37.027	+0.749	13:21:34.969
3	1:37.106	+0.828	13:23:12.075
4	1:36.976	+0.698	13:24:49.051
5	1:36.278		13:26:25.329
6	1:36.703	+0.425	13:28:02.032
7	1:36.986	+0.708	13:29:39.018
8	1:37.138	+0.860	13:31:16.156
9	1:37.600	+1.322	13:32:53.756
10	1:37.945	+1.667	13:34:31.701

Lap	Lap Tm	Diff	Time of Day
(92) Peteris LAIPNIEKS			
1	1:39.368	+2.538	13:19:58.862
2	1:37.725	+0.895	13:21:36.587
3	1:36.954	+0.124	13:23:13.541
4	1:36.830		13:24:50.371
5	1:36.906	+0.076	13:26:27.277
6	1:37.635	+0.805	13:28:04.912
7	1:37.134	+0.304	13:29:42.046
8	1:37.382	+0.552	13:31:19.428
9	1:37.497	+0.667	13:32:56.925
10	1:37.100	+0.270	13:34:34.025

Lap	Lap Tm	Diff	Time of Day
(86) Harijs ULPE			
1	1:39.190	+2.273	13:19:59.402
2	1:37.670	+0.753	13:21:37.072
3	1:36.917		13:23:13.989
4	1:37.034	+0.117	13:24:51.023
5	1:37.427	+0.510	13:26:28.450
6	1:37.080	+0.163	13:28:05.530
7	1:37.086	+0.169	13:29:42.616
8	1:37.164	+0.247	13:31:19.780
9	1:37.735	+0.818	13:32:57.515
10	1:37.227	+0.310	13:34:34.742

Lap	Lap Tm	Diff	Time of Day
(96) Ilmars ZAUSAJEVS			
1	1:39.794	+1.684	13:20:00.363
2	1:39.252	+1.142	13:21:39.615
3	1:38.110		13:23:17.725
4	1:39.522	+1.412	13:24:57.247
5	1:38.699	+0.589	13:26:35.946
6	1:39.096	+0.986	13:28:15.042

Lap	Lap Tm	Diff	Time of Day
7	1:38.695	+0.585	13:29:53.737
8	1:39.194	+1.084	13:31:32.931
9	1:38.724	+0.614	13:33:11.655
10	1:38.929	+0.819	13:34:50.584

Lap	Lap Tm	Diff	Time of Day
(69) Vilnis BATRAKS			
1	1:50.478	+12.749	13:20:11.608
2	1:38.114	+0.385	13:21:49.722
3	1:37.729		13:23:27.451
4	1:38.137	+0.408	13:25:05.588
5	1:38.300	+0.571	13:26:43.888
6	1:37.865	+0.136	13:28:21.753
7	1:38.768	+1.039	13:30:00.521
8	1:38.615	+0.886	13:31:39.136
9	1:38.039	+0.310	13:33:17.175
10	1:38.122	+0.393	13:34:55.297

Lap	Lap Tm	Diff	Time of Day
(313) Raimonds ELBAKJANS			
1	1:45.710	+7.937	13:20:07.503
2	1:39.236	+1.463	13:21:46.739
3	1:38.627	+0.854	13:23:25.366
4	1:38.222	+0.449	13:25:03.588
5	1:38.496	+0.723	13:26:42.084
6	1:38.913	+1.140	13:28:20.997
7	1:38.796	+1.023	13:29:59.793
8	1:39.603	+1.830	13:31:39.396
9	1:38.956	+1.183	13:33:18.352
10	1:37.773		13:34:56.125

Lap	Lap Tm	Diff	Time of Day
(30) Kristaps STEPINS			
1	1:46.599	+8.940	13:20:07.972
2	1:38.927	+1.268	13:21:46.899
3	1:38.563	+0.904	13:23:25.462
4	1:39.161	+1.502	13:25:04.623
5	1:37.659		13:26:42.282
6	1:38.864	+1.205	13:28:21.146
7	1:38.732	+1.073	13:29:59.878
8	1:39.480	+1.821	13:31:39.358
9	1:42.607	+4.948	13:33:21.965
10	1:38.760	+1.101	13:35:00.725

Lap	Lap Tm	Diff	Time of Day
(80) Rolands BERZINS			
1	1:43.204	+4.678	13:20:05.321
2	1:39.883	+1.357	13:21:45.204

Lap	Lap Tm	Diff	Time of Day
3	1:39.208	+0.682	13:23:24.412
4	1:39.917	+1.391	13:25:04.329
5	1:40.483	+1.957	13:26:44.812
6	1:38.689	+0.163	13:28:23.501
7	1:38.941	+0.415	13:30:02.442
8	1:39.263	+0.737	13:31:41.705
9	1:41.057	+2.531	13:33:22.762
10	1:38.526		13:35:01.288

Lap	Lap Tm	Diff	Time of Day
(88) Vents PECAKS			
1	1:41.016	+3.463	13:20:02.108
2	1:37.960	+0.407	13:21:40.068
3	1:37.823	+0.270	13:23:17.891
4	1:39.642	+2.089	13:24:57.533
5	1:37.553		13:26:35.086
6	1:37.692	+0.139	13:28:12.778
7	1:38.026	+0.473	13:29:50.804
8	1:38.698	+1.145	13:31:29.502
9	1:38.233	+0.680	13:33:07.735
10	1:39.343	+1.790	13:34:47.078

Lap	Lap Tm	Diff	Time of Day
(49) Andris PRIEDITIS			
1	1:43.986	+4.672	13:20:06.802
2	1:41.481	+2.167	13:21:48.283
3	1:40.110	+0.796	13:23:28.393
4	1:39.314		13:25:07.707
5	1:40.025	+0.711	13:26:47.732
6	1:44.815	+5.501	13:28:32.547
7	1:46.266	+6.952	13:30:18.813
8	1:44.492	+5.178	13:32:03.305
9	1:44.808	+5.494	13:33:48.113
10	1:49.808	+10.494	13:35:37.921

Lap	Lap Tm	Diff	Time of Day
(3) Italo ALSINS			
1	1:49.286	+5.001	13:20:13.486
2	1:46.860	+2.575	13:22:00.346
3	1:46.905	+2.620	13:23:47.251
4	1:44.829	+0.544	13:25:32.080
5	1:45.420	+1.135	13:27:17.500
6	1:45.898	+1.613	13:29:03.398
7	1:45.205	+0.920	13:30:48.603
8	1:45.300	+1.015	13:32:33.903
9	1:44.285		13:34:18.188
10	1:44.928	+0.643	13:36:03.116

Superkrossi karikavõistluste VII etapp

VAZ 1300, VAZ 1600

auto24ring, Pärnumaa 3,170 km

Race 1 - 10 laps

1.09.2019 12:30

Race started at 13:18:19

Lap	Lap Tm	Diff	Time of Day	Lap	Lap Tm	Diff	Time of Day	Lap	Lap Tm	Diff	Time of Day
(6) Guntis MUCENIEKS											
1	1:48.674	+4.812	13:20:12.635								
2	1:47.169	+3.307	13:21:59.804								
3	1:46.716	+2.854	13:23:46.520								
4	1:44.962	+1.100	13:25:31.482								
5	1:45.545	+1.683	13:27:17.027								
6	1:45.355	+1.493	13:29:02.382								
7	1:45.031	+1.169	13:30:47.413								
8	1:46.987	+3.125	13:32:34.400								
9	1:45.254	+1.392	13:34:19.654								
10	1:43.862		13:36:03.516								
(78) Andrei TSYGANKOV											
1	1:44.782	+3.238	13:20:07.542								
2	1:41.544		13:21:49.086								

Superkrossi karikavõistluste VII etapp

Sorted on Laps


VAZ 1300, VAZ 1600

auto24ring, Pärnumaa 3,170 km

Race 2 - 10 laps

1.09.2019 15:30

Race (10 Laps) started at 16:03:38



Pos	PIC	No.	Name	Nat	Class	Make	Laps	Diff	Gap	Best Tm	In Lap	Points
1	1	133	Andrey KOZLOV	RUS	VAZ 1600	Lada 2107	10			1:36.865	4	30
2	2	92	Peteris LAIPNIEKS	LAT	VAZ 1600	Lada 2107	10	2.256	2.256	1:36.873	2	25
3	3	86	Harijs ULPE	LAT	VAZ 1600	Lada 2101	10	2.392	0.136	1:37.025	2	21
4	4	30	Kristaps STEPINS	LAT	VAZ 1600	Lada 2107	10	2.541	0.149	1:36.611	6	18
5	5	69	Vilnis BATRAKS	LAT	VAZ 1600	Lada 2103	10	7.174	4.633	1:37.407	4	16
6	6	96	Ilmars ZAUSAJEVS	LAT	VAZ 1600	Lada 2105	10	14.407	7.233	1:37.894	2	15
7	7	80	Rolands BERZINS	LAT	VAZ 1600	Lada 21011	10	33.926	19.519	1:39.439	5	14
8	8	49	Andris PRIEDITIS	LAT	VAZ 1600	Lada 2105	10	1:05.993	32.067	1:41.156	4	13
9	1	6	Guntis MUCENIEKS	LAT	VAZ 1300	Lada 2101	10	1:17.267	11.274	1:43.670	10	30
10	2	3	Italo ALSINS	LAT	VAZ 1300	Lada 2101	10	1:17.567	0.300	1:43.545	10	25

Not classified (75% = 8 Laps)

DNF	DNF	313	Raimonds ELBAKJANS	LAT	VAZ 1600	Lada 2103	3	DNF	7 Laps	1:38.803	2	0
DNF	DNF	88	Vents PECAKS	LAT	VAZ 1600	Lada 2107		DNF	3 Laps		0	0

Võistluse korraldaja: Erki Sport MTÜ

www.superkross.ee

Võistluse direktor: Eiki ERISTE

Võistluse juht: Oskars OZOLS

Võistluse ajamõõtja: Asper LEPIIK

Printed: 2.09.2019 9:45:29

Orbits

Superkrossi karikavõistluste VII etapp

Sorted on Laps


VAZ 1300, VAZ 1600

auto24ring, Pärnumaa 3,170 km

Race 2 - 10 laps

1.09.2019 15:30

Race (10 Laps) started at 16:03:38



Pos	PIC	No.	Name	Nat	Class	Make	Laps	Diff	Gap	Best Tm	In Lap	Points
DNS	DNS	78	Andrei TSYGANKOV	LAT	VAZ 1600	Lada 2101		DNS			0	0

Superkrossi karikavõistluste VII etapp

VAZ 1300, VAZ 1600

auto24ring, Pärnumaa 3,170 km

Race 2 - 10 laps

1.09.2019 15:30

Race (10 Laps) started at 16:03:38

Lap	Lap Tm	Diff	Time of Day
(133) Andrey KOZLOV			
1	1:39.226	+2.361	16:05:17.584
2	1:37.028	+0.163	16:06:54.612
3	1:37.229	+0.364	16:08:31.841
4	1:36.865		16:10:08.706
5	1:37.172	+0.307	16:11:45.878
6	1:37.733	+0.868	16:13:23.611
7	1:37.679	+0.814	16:15:01.290
8	1:37.273	+0.408	16:16:38.563
9	1:37.767	+0.902	16:18:16.330
10	1:38.688	+1.823	16:19:55.018

Lap	Lap Tm	Diff	Time of Day
(92) Peteris LAIPNIEKS			
1	1:40.097	+3.224	16:05:18.307
2	1:36.873		16:06:55.180
3	1:38.015	+1.142	16:08:33.195
4	1:37.162	+0.289	16:10:10.357
5	1:37.562	+0.689	16:11:47.919
6	1:37.363	+0.490	16:13:25.282
7	1:37.867	+0.994	16:15:03.149
8	1:37.916	+1.043	16:16:41.065
9	1:37.387	+0.514	16:18:18.452
10	1:38.822	+1.949	16:19:57.274

Lap	Lap Tm	Diff	Time of Day
(86) Harijs ULPE			
1	1:40.181	+3.156	16:05:19.011
2	1:37.025		16:06:56.036
3	1:37.872	+0.847	16:08:33.908
4	1:37.441	+0.416	16:10:11.349
5	1:37.282	+0.257	16:11:48.631
6	1:37.132	+0.107	16:13:25.763
7	1:37.867	+0.842	16:15:03.630
8	1:37.858	+0.833	16:16:41.488
9	1:37.532	+0.507	16:18:19.020
10	1:38.390	+1.365	16:19:57.410

Lap	Lap Tm	Diff	Time of Day
(30) Kristaps STEPINS			
1	1:41.225	+4.614	16:05:21.017
2	1:37.383	+0.772	16:06:58.400
3	1:37.088	+0.477	16:08:35.488
4	1:37.312	+0.701	16:10:12.800
5	1:37.152	+0.541	16:11:49.952
6	1:36.611		16:13:26.563

Lap	Lap Tm	Diff	Time of Day
7	1:37.369	+0.758	16:15:03.932
8	1:37.856	+1.245	16:16:41.788
9	1:37.886	+1.275	16:18:19.674
10	1:37.885	+1.274	16:19:57.559

Lap	Lap Tm	Diff	Time of Day
(69) Vilnis BATRAKS			
1	1:40.086	+2.679	16:05:19.902
2	1:37.574	+0.167	16:06:57.476
3	1:37.641	+0.234	16:08:35.117
4	1:37.407		16:10:12.524
5	1:38.027	+0.620	16:11:50.551
6	1:37.411	+0.004	16:13:27.962
7	1:40.050	+2.643	16:15:08.012
8	1:38.396	+0.989	16:16:46.408
9	1:37.756	+0.349	16:18:24.164
10	1:38.028	+0.621	16:20:02.192

Lap	Lap Tm	Diff	Time of Day
(96) Ilmars ZAUSAJEVS			
1	1:42.379	+4.485	16:05:23.149
2	1:37.894		16:07:01.043
3	1:37.902	+0.008	16:08:38.945
4	1:38.287	+0.393	16:10:17.232
5	1:38.794	+0.900	16:11:56.026
6	1:38.729	+0.835	16:13:34.755
7	1:38.667	+0.773	16:15:13.422
8	1:38.502	+0.608	16:16:51.924
9	1:38.795	+0.901	16:18:30.719
10	1:38.706	+0.812	16:20:09.425

Lap	Lap Tm	Diff	Time of Day
(80) Rolands BERZINS			
1	1:45.149	+5.710	16:05:26.331
2	1:41.205	+1.766	16:07:07.536
3	1:41.117	+1.678	16:08:48.653
4	1:39.743	+0.304	16:10:28.396
5	1:39.439		16:12:07.835
6	1:39.571	+0.132	16:13:47.406
7	1:40.584	+1.145	16:15:27.990
8	1:40.677	+1.238	16:17:08.667
9	1:40.494	+1.055	16:18:49.161
10	1:39.783	+0.344	16:20:28.944

Lap	Lap Tm	Diff	Time of Day
(49) Andris PRIEDITIS			
1	1:44.178	+3.022	16:05:25.723
2	1:41.588	+0.432	16:07:07.311

Lap	Lap Tm	Diff	Time of Day
3	1:41.742	+0.586	16:08:49.053
4	1:41.156		16:10:30.209
5	1:41.756	+0.600	16:12:11.965
6	1:50.426	+9.270	16:14:02.391
7	1:44.194	+3.038	16:15:46.585
8	1:45.041	+3.885	16:17:31.626
9	1:43.858	+2.702	16:19:15.484
10	1:45.527	+4.371	16:21:01.011

Lap	Lap Tm	Diff	Time of Day
(6) Guntis MUCENIEKS			
1	1:48.126	+4.456	16:05:30.637
2	1:44.269	+0.599	16:07:14.906
3	1:45.352	+1.682	16:09:00.258
4	1:44.565	+0.895	16:10:44.823
5	1:44.638	+0.968	16:12:29.461
6	1:45.390	+1.720	16:14:14.851
7	1:44.815	+1.145	16:15:59.666
8	1:44.466	+0.796	16:17:44.132
9	1:44.483	+0.813	16:19:28.615
10	1:43.670		16:21:12.285

Lap	Lap Tm	Diff	Time of Day
(3) Italo ALSINS			
1	1:48.811	+5.266	16:05:31.443
2	1:44.860	+1.315	16:07:16.303
3	1:44.648	+1.103	16:09:00.951
4	1:45.319	+1.774	16:10:46.270
5	1:44.238	+0.693	16:12:30.508
6	1:44.574	+1.029	16:14:15.082
7	1:44.896	+1.351	16:15:59.978
8	1:44.539	+0.994	16:17:44.517
9	1:44.523	+0.978	16:19:29.040
10	1:43.545		16:21:12.585


Lap	Lap Tm	Diff	Time of Day
(313) Raimonds ELBAKJANS			
1	1:43.190	+4.387	16:05:23.496
2	1:38.803		16:07:02.299
3	1:39.437	+0.634	16:08:41.736

Superkrossi karikavõistluste VII etapp

VAZ 1300, VAZ 1600

auto24ring, Pärnumaa 3,170 km

VAZ 1300 - Summary




Pos	No.	Name	Make	Entrant	R1.	R2.	Total points
1	6	Guntis MUCENIEKS	Lada 2101	MA Sports	25	30	55
2	3	Italo ALSINS	Lada 2101	Blackout Racing Team	30	25	55

Superkrossi karikavõistluste VII etapp

VAZ 1300, VAZ 1600

auto24ring, Pärnumaa 3,170 km

VAZ 1600 - Summary



Pos	No.	Name	Make	Entrant	R1.	R2.	Total points
1	133	Andrey KOZLOV	Lada 2107	UGMK	30	30	60
2	92	Peteris LAIPNIEKS	Lada 2107	Ghetto Racing Team	25	25	50
3	86	Harijs ULPE	Lada 2101	Ghetto Racing Team	21	21	42
4	96	Ilmars ZAUSAJEVS	Lada 2105	Blackout Racing Team	18	15	33
5	30	Kristaps STEPINS	Lada 2107		14	18	32
6	69	Vilnis BATRAKS	Lada 2103		16	16	32
7	80	Rolands BERZINS	Lada 21011	MA Sports	13	14	27
8	49	Andris PRIEDITIS	Lada 2105		11	13	24
9	313	Raimonds ELBAKJANS	Lada 2103	Ghetto Racing Team	15	0	15
10	88	Vents PECAKS	Lada 2107	Blackout Racing Team	12	0	12
DNF	78	Andrei TSYGANKOV	Lada 2101		0	0	0