

Superkrossi karikavõistluste VII etapp

Sorted on Best Lap time


FORMULA EASTER, FORMULA MONDIAL

auto24ring, Pärnumaa 3,170 km

Qualifying practice - 15 minutes

1.09.2019 10:30

Qualifying started at 10:31:51



Pos	PIC	No.	Name	Nat	Class	Make	Entrant	Best Tm	Diff	Gap	Laps	In Lap
1	1	80	Jaak KUUL	EST	Formula Mondial	Estonia 21-10	Kuul Sport	1:19.960			6	4
2	2	90	Taavi KUUL	EST	Formula Mondial	Estonia 21-M	Kuul Sport	1:20.146	0.186	0.186	11	9
3	3	78	Toomas HUNT	EST	Formula Mondial	Estonia 21-10		1:20.583	0.623	0.437	11	10
4	4	10	Taavi KROON	EST	Formula Mondial	Esttec 884		1:20.867	0.907	0.284	11	9
5	1	24	Roberts TOMS	LAT	Formula Easter	Estonia 25		1:26.446	6.486	5.579	9	9
6	2	69	Raitis MURNIEKS	LAT	Formula Easter	Estonia 21-10		1:27.128	7.168	0.682	10	10
7	3	88	Sten SUBAN	EST	Formula Easter	Estonia 21-10	Kuul Sport	1:28.420	8.460	1.292	10	10
8	5	51	Urmas KILU	EST	Formula Mondial	Estonia 26 RT		1:29.862	9.902	1.442	9	8
9	4	13	Italo ALSINS	LAT	Formula Easter	Estonia 25		1:29.921	9.961	0.059	5	5
10	5	75	Vladislav SVINKINS	LAT	Formula Easter	Estonia 20		1:33.220	13.260	3.299	9	8
11	6	2	Janis KRUSTS	LAT	Formula Easter	Estonia 21-10		1:35.935	15.975	2.715	8	8

Superkrossi karikavõistluste VII etapp

FORMULA EASTER, FORMULA MONDIAL

auto24ring, Pärnumaa 3,170 km

Qualifying practice - 15 minutes

1.09.2019 10:30

Qualifying started at 10:31:51

Lap	Lap Tm	Diff	Time of Day
(80) Jaak KUUL			
1	1:47.745	+27.785	10:34:13.730
2	1:23.500	+3.540	10:35:37.230
3	1:21.459	+1.499	10:36:58.689
4	1:19.960		10:38:18.649
5	1:22.343	+2.383	10:39:40.992
6	1:22.138	+2.178	10:41:03.130

Lap	Lap Tm	Diff	Time of Day
(90) Taavi KUUL			
1	1:39.209	+19.063	10:34:17.631
2	1:26.021	+5.875	10:35:43.652
3	1:21.491	+1.345	10:37:05.143
4	1:21.176	+1.030	10:38:26.319
5	1:22.452	+2.306	10:39:48.771
6	1:21.634	+1.488	10:41:10.405
7	1:21.347	+1.201	10:42:31.752
8	1:20.960	+0.814	10:43:52.712
9	1:20.146		10:45:12.858
10	1:21.032	+0.886	10:46:33.890
11	1:23.756	+3.610	10:47:57.646

Lap	Lap Tm	Diff	Time of Day
(78) Toomas HUNT			
1	1:28.567	+7.984	10:33:46.098
2	1:24.716	+4.133	10:35:10.814
3	1:24.074	+3.491	10:36:34.888
4	1:26.166	+5.583	10:38:01.054
5	1:23.883	+3.300	10:39:24.937
6	1:22.307	+1.724	10:40:47.244
7	1:22.632	+2.049	10:42:09.876
8	1:21.618	+1.035	10:43:31.494
9	1:22.524	+1.941	10:44:54.018
10	1:20.583		10:46:14.601
11	1:22.406	+1.823	10:47:37.007

Lap	Lap Tm	Diff	Time of Day
(10) Taavi KROON			
1	1:29.569	+8.702	10:33:54.170
2	1:24.151	+3.284	10:35:18.321
3	1:23.021	+2.154	10:36:41.342
4	1:23.246	+2.379	10:38:04.588
5	1:22.349	+1.482	10:39:26.937
6	1:21.844	+0.977	10:40:48.781
7	1:22.039	+1.172	10:42:10.820
8	1:21.464	+0.597	10:43:32.284

Lap	Lap Tm	Diff	Time of Day
9	1:20.867		10:44:53.151
10	1:21.403	+0.536	10:46:14.554
11	1:20.904	+0.037	10:47:35.458

Lap	Lap Tm	Diff	Time of Day
(24) Roberts TOMS			
1	1:47.489	+21.043	10:34:16.758
2	1:33.748	+7.302	10:35:50.506
3	1:29.816	+3.370	10:37:20.322
4	1:27.247	+0.801	10:38:47.569
5	1:26.792	+0.346	10:40:14.361
6	1:26.866	+0.420	10:41:41.227
7	1:27.394	+0.948	10:43:08.621
8	1:27.585	+1.139	10:44:36.206
9	1:26.446		10:46:02.652

Lap	Lap Tm	Diff	Time of Day
(69) Raitis MURNIEKS			
1	2:04.316	+37.188	10:34:39.412
2	1:42.590	+15.462	10:36:22.002
3	1:37.941	+10.813	10:37:59.943
4	1:30.573	+3.445	10:39:30.516
5	1:28.590	+1.462	10:40:59.106
6	1:28.273	+1.145	10:42:27.379
7	1:28.235	+1.107	10:43:55.614
8	1:28.572	+1.444	10:45:24.186
9	1:28.299	+1.171	10:46:52.485
10	1:27.128		10:48:19.613

Lap	Lap Tm	Diff	Time of Day
(88) Sten SUBAN			
1	1:47.709	+19.289	10:34:15.972
2	1:52.186	+23.766	10:36:08.158
3	1:33.370	+4.950	10:37:41.528
4	1:31.914	+3.494	10:39:13.442
5	1:31.989	+3.569	10:40:45.431
6	1:31.401	+2.981	10:42:16.832
7	1:33.298	+4.878	10:43:50.130
8	1:30.306	+1.886	10:45:20.436
9	1:29.755	+1.335	10:46:50.191
10	1:28.420		10:48:18.611

Lap	Lap Tm	Diff	Time of Day
(51) Urmas KILU			
1	1:42.993	+13.131	10:34:55.275
2	1:35.352	+5.490	10:36:30.627
3	1:34.247	+4.385	10:38:04.874
4	1:32.408	+2.546	10:39:37.282

Lap	Lap Tm	Diff	Time of Day
5	1:31.863	+2.001	10:41:09.145
6	1:30.206	+0.344	10:42:39.351
7	1:29.899	+0.037	10:44:09.250
8	1:29.862		10:45:39.112
9	1:30.303	+0.441	10:47:09.415

Lap	Lap Tm	Diff	Time of Day
(13) Italo ALSINS			
1	1:44.952	+15.031	10:34:22.144
2	1:39.859	+9.938	10:36:02.003
3	1:33.319	+3.398	10:37:35.322
4	1:31.314	+1.393	10:39:06.636
5	1:29.921		10:40:36.557

Lap	Lap Tm	Diff	Time of Day
(75) Vladislav SVINKINS			
1	1:45.518	+12.298	10:34:24.855
2	1:44.631	+11.411	10:36:09.486
3	1:49.387	+16.167	10:37:58.873
4	1:37.174	+3.954	10:39:36.047
5	1:36.371	+3.151	10:41:12.418
6	1:33.347	+0.127	10:42:45.765
7	1:33.494	+0.274	10:44:19.259
8	1:33.220		10:45:52.479
9	1:36.596	+3.376	10:47:29.075

Lap	Lap Tm	Diff	Time of Day
(2) Janis KRUSTS			
1	2:04.439	+28.504	10:34:40.564
2	1:43.760	+7.825	10:36:24.324
3	1:40.049	+4.114	10:38:04.373
4	1:40.430	+4.495	10:39:44.803
5	1:38.725	+2.790	10:41:23.528
6	1:37.660	+1.725	10:43:01.188
7	1:37.150	+1.215	10:44:38.338
8	1:35.935		10:46:14.273

Superkrossi karikavõistluste VII etapp

Sorted on Laps


FORMULA EASTER, FORMULA MONDIAL

auto24ring, Pärnumaa 3,170 km

Race 1 - 10 laps

1.09.2019 12:00

Race started at 12:49:42



Pos	PIC	No.	Name	Nat	Class	Make	Laps	Diff	Gap	Best Tm	In Lap	Points
1	1	90	Taavi KUUL	EST	Formula Mondial	Estonia 21-M	10			1:20.572	8	30
2	2	80	Jaak KUUL	EST	Formula Mondial	Estonia 21-10	10	3.724	3.724	1:21.382	3	25
3	3	10	Taavi KROON	EST	Formula Mondial	Esttec 884	10	13.799	10.075	1:22.172	5	21
4	1	69	Raitis MURNIEKS	LAT	Formula Easter	Estonia 21-10	10	1:17.978	1:04.179	1:28.469	5	30
5	2	24	Roberts TOMS	LAT	Formula Easter	Estonia 25	10	1:19.887	1.909	1:27.065	5	25
6	3	13	Italo ALSINS	LAT	Formula Easter	Estonia 25	9	1 Lap	1 Lap	1:28.418	9	21
7	4	2	Janis KRUSTS	LAT	Formula Easter	Estonia 21-10	9	1 Lap	57.442	1:35.186	7	18
8	4	78	Toomas HUNT	EST	Formula Mondial	Estonia 21-10	9	1 Lap	21.964	1:21.913	5	18
9	5	88	Sten SUBAN	EST	Formula Easter	Estonia 21-10	8	2 Laps	1 Lap	1:29.420	3	16
10	6	75	Vladislav SVINKINS	LAT	Formula Easter	Estonia 20	8	2 Laps	1:39.620	1:35.512	5	15

Not classified (75% = 8 Laps)

DNF	DNF	51	Urmas KILU	EST	Formula Mondial	Estonia 26 RT	3	DNF	5 Laps	1:27.983	2	0
------------	------------	----	-------------------	-----	-----------------	---------------	----------	-----	--------	-----------------	---	----------

Superkrossi karikavõistluste VII etapp

FORMULA EASTER, FORMULA MONDIAL

auto24ring, Pärnumaa 3,170 km

Race 1 - 10 laps

1.09.2019 12:00

Race started at 12:49:42

Lap	Lap Tm	Diff	Time of Day
(90) Taavi KUUL			
1	1:25.804	+5.232	12:51:08.439
2	1:21.881	+1.309	12:52:30.320
3	1:21.456	+0.884	12:53:51.776
4	1:21.434	+0.862	12:55:13.210
5	1:21.405	+0.833	12:56:34.615
6	1:22.485	+1.913	12:57:57.100
7	1:21.154	+0.582	12:59:18.254
8	1:20.572		13:00:38.826
9	1:20.633	+0.061	13:01:59.459
10	1:21.894	+1.322	13:03:21.353

Lap	Lap Tm	Diff	Time of Day
(80) Jaak KUUL			
1	1:25.444	+4.062	12:51:07.910
2	1:21.517	+0.135	12:52:29.427
3	1:21.382		12:53:50.809
4	1:22.158	+0.776	12:55:12.967
5	1:22.578	+1.196	12:56:35.545
6	1:22.335	+0.953	12:57:57.880
7	1:21.419	+0.037	12:59:19.299
8	1:21.643	+0.261	13:00:40.942
9	1:22.101	+0.719	13:02:03.043
10	1:22.034	+0.652	13:03:25.077

Lap	Lap Tm	Diff	Time of Day
(10) Taavi KROON			
1	1:26.452	+4.280	12:51:09.775
2	1:22.608	+0.436	12:52:32.383
3	1:22.617	+0.445	12:53:55.000
4	1:22.863	+0.691	12:55:17.863
5	1:22.172		12:56:40.035
6	1:23.241	+1.069	12:58:03.276
7	1:23.580	+1.408	12:59:26.856
8	1:22.387	+0.215	13:00:49.243
9	1:22.815	+0.643	13:02:12.058
10	1:23.094	+0.922	13:03:35.152

Lap	Lap Tm	Diff	Time of Day
(69) Raitis MURNIEKS			
1	1:30.270	+1.801	12:51:15.055
2	1:29.128	+0.659	12:52:44.183
3	1:28.502	+0.033	12:54:12.685
4	1:29.201	+0.732	12:55:41.886
5	1:28.469		12:57:10.355
6	1:28.612	+0.143	12:58:38.967

Lap	Lap Tm	Diff	Time of Day
7	1:30.438	+1.969	13:00:09.405
8	1:30.329	+1.860	13:01:39.734
9	1:30.492	+2.023	13:03:10.226
10	1:29.105	+0.636	13:04:39.331

Lap	Lap Tm	Diff	Time of Day
(24) Roberts TOMS			
1	1:32.591	+5.526	12:51:16.760
2	1:28.399	+1.334	12:52:45.159
3	1:28.849	+1.784	12:54:14.008
4	1:28.257	+1.192	12:55:42.265
5	1:27.065		12:57:09.330
6	1:31.543	+4.478	12:58:40.873
7	1:30.361	+3.296	13:00:11.234
8	1:32.935	+5.870	13:01:44.169
9	1:29.620	+2.555	13:03:13.789
10	1:27.451	+0.386	13:04:41.240

Lap	Lap Tm	Diff	Time of Day
(13) Italo ALSINS			
1	1:37.712	+9.294	12:51:23.619
2	1:31.781	+3.363	12:52:55.400
3	1:30.642	+2.224	12:54:26.042
4	1:31.722	+3.304	12:55:57.764
5	1:30.707	+2.289	12:57:28.471
6	1:28.939	+0.521	12:58:57.410
7	1:29.691	+1.273	13:00:27.101
8	1:30.112	+1.694	13:01:57.213
9	1:28.418		13:03:25.631

Lap	Lap Tm	Diff	Time of Day
(2) Janis KRUSTS			
1	1:40.527	+5.341	12:51:26.721
2	1:37.425	+2.239	12:53:04.146
3	1:36.615	+1.429	12:54:40.761
4	1:36.811	+1.625	12:56:17.572
5	1:36.655	+1.469	12:57:54.227
6	1:38.127	+2.941	12:59:32.354
7	1:35.186		13:01:07.540
8	1:35.755	+0.569	13:02:43.295
9	1:39.778	+4.592	13:04:23.073

Lap	Lap Tm	Diff	Time of Day
(78) Toomas HUNT			
1	1:26.240	+4.327	12:51:10.051
2	1:22.652	+0.739	12:52:32.703
3	1:23.492	+1.579	12:53:56.195
4	1:22.039	+0.126	12:55:18.234

Lap	Lap Tm	Diff	Time of Day
5	1:21.913		12:56:40.147
6	1:23.284	+1.371	12:58:03.431
7	1:53.712	+31.799	12:59:57.143
8	2:09.217	+47.304	13:02:06.360
9	2:18.677	+56.764	13:04:25.037

Lap	Lap Tm	Diff	Time of Day
(88) Sten SUBAN			
1	1:33.708	+4.288	12:51:19.453
2	1:30.570	+1.150	12:52:50.023
3	1:29.420		12:54:19.443
4	1:29.984	+0.564	12:55:49.427
5	1:29.496	+0.076	12:57:18.923
6	1:29.860	+0.440	12:58:48.783
7	1:29.832	+0.412	13:00:18.615
8	1:31.232	+1.812	13:01:49.847

Lap	Lap Tm	Diff	Time of Day
(75) Vladislav SVINKINS			
1	2:00.655	+25.143	12:51:46.281
2	1:48.879	+13.367	12:53:35.160
3	1:49.605	+14.093	12:55:24.765
4	1:35.590	+0.078	12:57:00.355
5	1:35.512		12:58:35.867
6	1:39.420	+3.908	13:00:15.287
7	1:37.915	+2.403	13:01:53.202
8	1:36.265	+0.753	13:03:29.467

Lap	Lap Tm	Diff	Time of Day
(51) Urmas KILU			
1	1:30.558	+2.575	12:51:15.491
2	1:27.983		12:52:43.474
3	1:32.718	+4.735	12:54:16.192

Superkrossi karikavõistluste VII etapp

Sorted on Laps


FORMULA EASTER, FORMULA MONDIAL

auto24ring, Pärnumaa 3,170 km

Race 2 - 10 laps

1.09.2019 15:00

Race (10 Laps) started at 15:39:55



Pos	PIC	No.	Name	Nat	Class	Make	Laps	Diff	Gap	Best Tm	In Lap	Points
1	1	90	Taavi KUUL	EST	Formula Mondial	Estonia 21-M	10			1:21.602	3	30
2	2	80	Jaak KUUL	EST	Formula Mondial	Estonia 21-10	10	3.643	3.643	1:21.785	9	25
3	3	78	Toomas HUNT	EST	Formula Mondial	Estonia 21-10	10	14.135	10.492	1:22.513	6	21
4	4	10	Taavi KROON	EST	Formula Mondial	Esttec 884	10	17.424	3.289	1:23.265	10	18
5	1	69	Raitis MURNIEKS	LAT	Formula Easter	Estonia 21-10	10	1:07.662	50.238	1:27.854	10	30
6	2	24	Roberts TOMS	LAT	Formula Easter	Estonia 25	10	1:09.480	1.818	1:26.091	10	25
7	3	13	Italo ALSINS	LAT	Formula Easter	Estonia 25	10	1:23.027	13.547	1:28.679	8	21
8	4	88	Sten SUBAN	EST	Formula Easter	Estonia 21-10	10	1:23.831	0.804	1:28.831	9	18
9	5	75	Vladislav SVINKINS	LAT	Formula Easter	Estonia 20	9	1 Lap	1 Lap	1:34.627	4	16
10	6	2	Janis KRUSTS	LAT	Formula Easter	Estonia 21-10	9	1 Lap	0.290	1:34.494	8	15

Not classified (75% = 8 Laps)

DNF	DNF	51	Urmas KILU	EST	Formula Mondial	Estonia 26 RT	2	DNF	7 Laps	1:28.990	1	0
------------	------------	----	-------------------	-----	-----------------	---------------	----------	-----	--------	-----------------	---	----------

Superkrossi karikavõistluste VII etapp

FORMULA EASTER, FORMULA MONDIAL

auto24ring, Pärnumaa 3,170 km

Race 2 - 10 laps

1.09.2019 15:00

Race (10 Laps) started at 15:39:55

Lap	Lap Tm	Diff	Time of Day
(90) Taavi KUUL			
1	1:25.649	+4.047	15:41:21.480
2	1:22.248	+0.646	15:42:43.728
3	1:21.602		15:44:05.330
4	1:22.273	+0.671	15:45:27.603
5	1:21.825	+0.223	15:46:49.428
6	1:21.884	+0.282	15:48:11.312
7	1:22.491	+0.889	15:49:33.803
8	1:22.758	+1.156	15:50:56.561
9	1:21.896	+0.294	15:52:18.457
10	1:23.916	+2.314	15:53:42.373

Lap	Lap Tm	Diff	Time of Day
(80) Jaak KUUL			
1	1:25.846	+4.061	15:41:22.050
2	1:22.454	+0.669	15:42:44.504
3	1:23.109	+1.324	15:44:07.613
4	1:23.150	+1.365	15:45:30.763
5	1:23.771	+1.986	15:46:54.534
6	1:22.276	+0.491	15:48:16.810
7	1:21.989	+0.204	15:49:38.799
8	1:22.031	+0.246	15:51:00.830
9	1:21.785		15:52:22.615
10	1:23.401	+1.616	15:53:46.016

Lap	Lap Tm	Diff	Time of Day
(78) Toomas HUNT			
1	1:27.527	+5.014	15:41:24.396
2	1:23.619	+1.106	15:42:48.015
3	1:24.216	+1.703	15:44:12.231
4	1:23.100	+0.587	15:45:35.331
5	1:22.654	+0.141	15:46:57.985
6	1:22.513		15:48:20.498
7	1:23.429	+0.916	15:49:43.927
8	1:23.265	+0.752	15:51:07.192
9	1:25.608	+3.095	15:52:32.800
10	1:23.708	+1.195	15:53:56.508

Lap	Lap Tm	Diff	Time of Day
(10) Taavi KROON			
1	1:26.979	+3.714	15:41:23.881
2	1:23.710	+0.445	15:42:47.591
3	1:24.554	+1.289	15:44:12.145
4	1:24.747	+1.482	15:45:36.892
5	1:24.021	+0.756	15:47:00.913
6	1:23.681	+0.416	15:48:24.594

Lap	Lap Tm	Diff	Time of Day
7	1:23.609	+0.344	15:49:48.203
8	1:24.676	+1.411	15:51:12.879
9	1:23.653	+0.388	15:52:36.532
10	1:23.265		15:53:59.797

Lap	Lap Tm	Diff	Time of Day
(69) Raitis MURNIEKS			
1	1:30.882	+3.028	15:41:29.389
2	1:29.641	+1.787	15:42:59.030
3	1:29.136	+1.282	15:44:28.166
4	1:28.861	+1.007	15:45:57.027
5	1:28.967	+1.113	15:47:25.994
6	1:30.852	+2.998	15:48:56.846
7	1:28.386	+0.532	15:50:25.232
8	1:29.043	+1.189	15:51:54.275
9	1:27.906	+0.052	15:53:22.181
10	1:27.854		15:54:50.035

Lap	Lap Tm	Diff	Time of Day
(24) Roberts TOMS			
1	1:38.347	+12.256	15:41:38.127
2	1:29.879	+3.788	15:43:08.006
3	1:28.739	+2.648	15:44:36.745
4	1:30.122	+4.031	15:46:06.867
5	1:29.524	+3.433	15:47:36.391
6	1:27.983	+1.892	15:49:04.374
7	1:27.394	+1.303	15:50:31.768
8	1:27.388	+1.297	15:51:59.156
9	1:26.606	+0.515	15:53:25.762
10	1:26.091		15:54:51.853

Lap	Lap Tm	Diff	Time of Day
(13) Italo ALSINS			
1	1:34.946	+6.267	15:41:33.383
2	1:31.167	+2.488	15:43:04.550
3	1:31.454	+2.775	15:44:36.004
4	1:30.491	+1.812	15:46:06.495
5	1:31.851	+3.172	15:47:38.346
6	1:30.189	+1.510	15:49:08.535
7	1:29.582	+0.903	15:50:38.117
8	1:28.679		15:52:06.796
9	1:29.031	+0.352	15:53:35.827
10	1:29.573	+0.894	15:55:05.400

Lap	Lap Tm	Diff	Time of Day
(88) Sten SUBAN			
1	1:32.833	+4.002	15:41:32.291
2	1:30.955	+2.124	15:43:03.246

Lap	Lap Tm	Diff	Time of Day
3	1:31.215	+2.384	15:44:34.461
4	1:31.634	+2.803	15:46:06.095
5	1:31.931	+3.100	15:47:38.026
6	1:30.122	+1.291	15:49:08.148
7	1:29.783	+0.952	15:50:37.931
8	1:30.503	+1.672	15:52:08.434
9	1:28.831		15:53:37.265
10	1:28.939	+0.108	15:55:06.204

Lap	Lap Tm	Diff	Time of Day
(75) Vladislav SVINKINS			
1	1:40.621	+5.994	15:41:40.100
2	1:36.835	+2.208	15:43:16.935
3	1:37.016	+2.389	15:44:53.951
4	1:34.627		15:46:28.578
5	1:39.078	+4.451	15:48:07.656
6	1:36.826	+2.199	15:49:44.482
7	1:35.876	+1.249	15:51:20.358
8	1:34.676	+0.049	15:52:55.034
9	1:36.065	+1.438	15:54:31.099

Lap	Lap Tm	Diff	Time of Day
(2) Janis KRUSTS			
1	1:39.907	+5.413	15:41:39.156
2	1:36.943	+2.449	15:43:16.099
3	1:36.627	+2.133	15:44:52.726
4	1:35.302	+0.808	15:46:28.028
5	1:39.204	+4.710	15:48:07.232
6	1:38.472	+3.978	15:49:45.704
7	1:35.078	+0.584	15:51:20.782
8	1:34.494		15:52:55.276
9	1:36.113	+1.619	15:54:31.389


Lap	Lap Tm	Diff	Time of Day
(51) Urmas KILU			
1	1:28.990		15:41:26.500
2	1:29.214	+0.224	15:42:55.714

Superkrossi karikavõistluste VII etapp

FORMULA EASTER, FORMULA MONDIAL

auto24ring, Pärnumaa 3,170 km

Formula Easter - Summary




Pos	No.	Name	Make	Entrant	R1.	R2.	Total points
1	69	Raitis MURNIEKS	Estonia 21-10		30	30	60
2	24	Roberts TOMS	Estonia 25		25	25	50
3	13	Italo ALSINS	Estonia 25		21	21	42
4	88	Sten SUBAN	Estonia 21-10	Kuul Sport	16	18	34
5	2	Janis KRUSTS	Estonia 21-10		18	15	33
6	75	Vladislav SVINKINS	Estonia 20		15	16	31

Superkrossi karikavõistluste VII etapp

FORMULA EASTER, FORMULA MONDIAL

auto24ring, Pärnumaa 3,170 km

Formula Mondial - Summary



Pos	No.	Name	Make	Entrant	R1.	R2.	Total points
1	90	Taavi KUUL	Estonia 21-M	Kuul Sport	30	30	60
2	80	Jaak KUUL	Estonia 21-10	Kuul Sport	25	25	50
3	78	Toomas HUNT	Estonia 21-10		18	21	39
4	10	Taavi KROON	Esttec 884		21	18	39
DNF	51	Urmas KILU	Estonia 26 RT		0	0	0